Full wwPDB EM Validation Report ⓘ

Mar 9, 2026 – 05:41 AM UTC

PDB ID	:	8YU7 / pdb_00008yu7
EMDB ID	:	EMD-39573
Title	:	Cryo-EM structure of CXCR4 tetramer
Authors	:	Liu, A.; Liu, Y.
Deposited on	:	2024-03-26
Resolution	:	3.01 Å(reported)

This is a Full wwPDB EM Validation Report for a publicly released PDB entry.

We welcome your comments at *validation@mail.wwpdb.org*
A user guide is available at
https://www.wwpdb.org/validation/2017/EMValidationReportHelp
with specific help available everywhere you see the ⓘ symbol.

The types of validation reports are described at
http://www.wwpdb.org/validation/2017/FAQs#types.

The following versions of software and data (see references ⓘ) were used in the production of this report:

EMDB validation analysis	:	0.0.1.dev132
Mogul	:	2022.3.0, CSD as543be (2022)
MolProbity	:	4-5-2 with Phenix2.0
Buster-report	:	wwPDB partial adaption of 1.1.7 (2018)
Percentile statistics	:	20250101.v01 (using entries in the PDB archive January 1st 2025)
EM percentile statistics	:	202505.v01 (Using data in the EMDB archive up until May 2025)
MapQ	:	1.9.13
Ideal geometry (proteins)	:	Engh & Huber (2001)
Ideal geometry (DNA, RNA)	:	Parkinson et al. (1996)
Validation Pipeline (wwPDB-VP)	:	2.49

1 Overall quality at a glance (i)

The following experimental techniques were used to determine the structure:
ELECTRON MICROSCOPY

The reported resolution of this entry is 3.01 Å.

Percentile scores (ranging between 0-100) for global validation metrics of the entry are shown in the following graphic. The table shows the number of entries on which the scores are based.

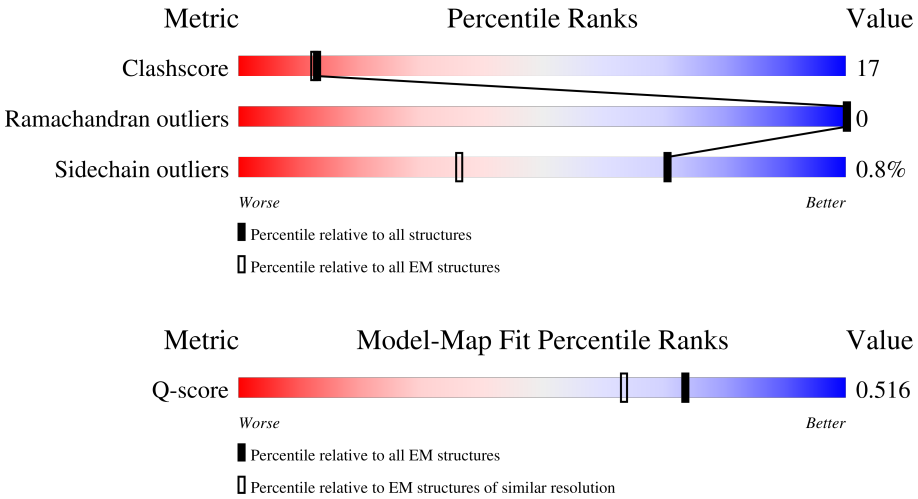

Metric	Whole archive (#Entries)	EM structures (#Entries)	Similar EM resolution (#Entries, resolution range(Å))
Clashscore	229148	23984	-
Ramachandran outliers	224038	23583	-
Sidechain outliers	223484	23102	-
Q-score	-	25397	13882 (2.51 - 3.51)

The table below summarises the geometric issues observed across the polymeric chains and their fit to the map. The red, orange, yellow and green segments of the bar indicate the fraction of residues that contain outliers for >=3, 2, 1 and 0 types of geometric quality criteria respectively. A grey segment represents the fraction of residues that are not modelled. The numeric value for each fraction is indicated below the corresponding segment, with a dot representing fractions <=5% The upper red bar (where present) indicates the fraction of residues that have poor fit to the EM map (all-atom inclusion < 40%). The numeric value is given above the bar.

Mol	Chain	Length	Quality of chain
1	A	351	59% 21% • 20%
1	B	351	59% 20% • 20%
1	C	351	60% 19% • 20%
1	D	351	58% 21% • 20%

The following table lists non-polymeric compounds, carbohydrate monomers and non-standard residues in protein, DNA, RNA chains that are outliers for geometric or electron-density-fit criteria:

Mol	Type	Chain	Res	Chirality	Geometry	Clashes	Electron density
2	CLR	D	402	-	-	X	-

2 Entry composition

There are 2 unique types of molecules in this entry. The entry contains 9616 atoms, of which 0 are hydrogens and 0 are deuteriums.

In the tables below, the AltConf column contains the number of residues with at least one atom in alternate conformation and the Trace column contains the number of residues modelled with at most 2 atoms.

- Molecule 1 is a protein called C-X-C chemokine receptor type 4.

Mol	Chain	Residues	Atoms					AltConf	Trace
1	A	280	Total	C	N	O	S	0	0
			2264	1518	359	375	12		
1	B	280	Total	C	N	O	S	0	0
			2264	1518	359	375	12		
1	C	280	Total	C	N	O	S	0	0
			2264	1518	359	375	12		
1	D	280	Total	C	N	O	S	0	0
			2264	1518	359	375	12		

- Molecule 2 is CHOLESTEROL (CCD ID: CLR) (formula: $C_{27}H_{46}O$).

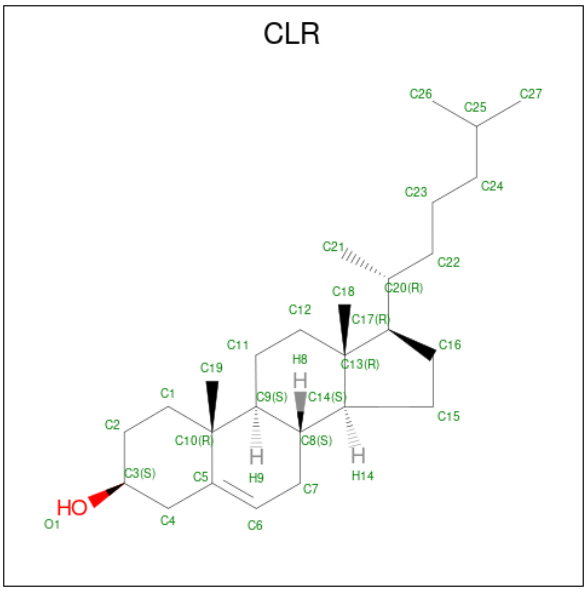

Mol	Chain	Residues	Atoms			AltConf
2	A	1	Total	C	O	0
			28	27	1	
2	A	1	Total	C	O	0
			28	27	1	
2	A	1	Total	C	O	0
			28	27	1	

Continued on next page...

Continued from previous page...

Mol	Chain	Residues	Atoms	AltConf
2	A	1	Total C O 28 27 1	0
2	A	1	Total C O 28 27 1	0
2	A	1	Total C O 28 27 1	0
2	B	1	Total C O 28 27 1	0
2	B	1	Total C O 28 27 1	0
2	B	1	Total C O 28 27 1	0
2	B	1	Total C O 28 27 1	0
2	B	1	Total C O 28 27 1	0
2	C	1	Total C O 28 27 1	0
2	C	1	Total C O 28 27 1	0
2	C	1	Total C O 28 27 1	0
2	C	1	Total C O 28 27 1	0
2	D	1	Total C O 28 27 1	0
2	D	1	Total C O 28 27 1	0
2	D	1	Total C O 28 27 1	0
2	D	1	Total C O 28 27 1	0
2	D	1	Total C O 28 27 1	0

3 Residue-property plots (i)

These plots are drawn for all protein, RNA, DNA and oligosaccharide chains in the entry. The first graphic for a chain summarises the proportions of the various outlier classes displayed in the second graphic. The second graphic shows the sequence view annotated by issues in geometry and atom inclusion in map density. Residues are color-coded according to the number of geometric quality criteria for which they contain at least one outlier: green = 0, yellow = 1, orange = 2 and red = 3 or more. A red diamond above a residue indicates a poor fit to the EM map for this residue (all-atom inclusion < 40%). Stretches of 2 or more consecutive residues without any outlier are shown as a green connector. Residues present in the sample, but not in the model, are shown in grey.

• Molecule 1: C-X-C chemokine receptor type 4

Chain A:



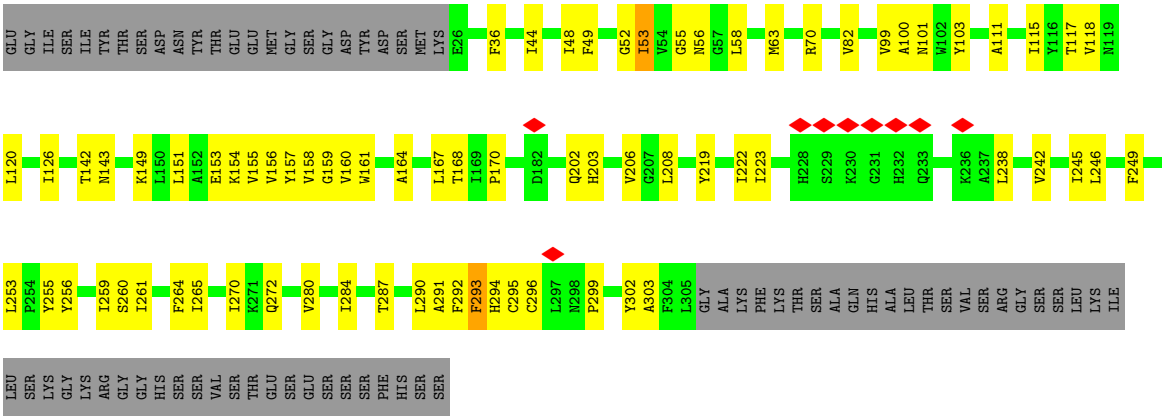

• Molecule 1: C-X-C chemokine receptor type 4

Chain B:



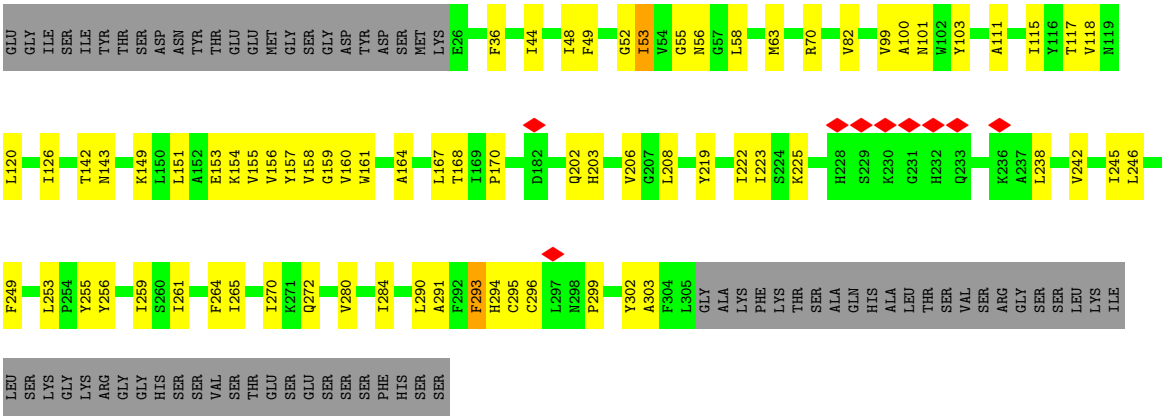

• Molecule 1: C-X-C chemokine receptor type 4

Chain C:



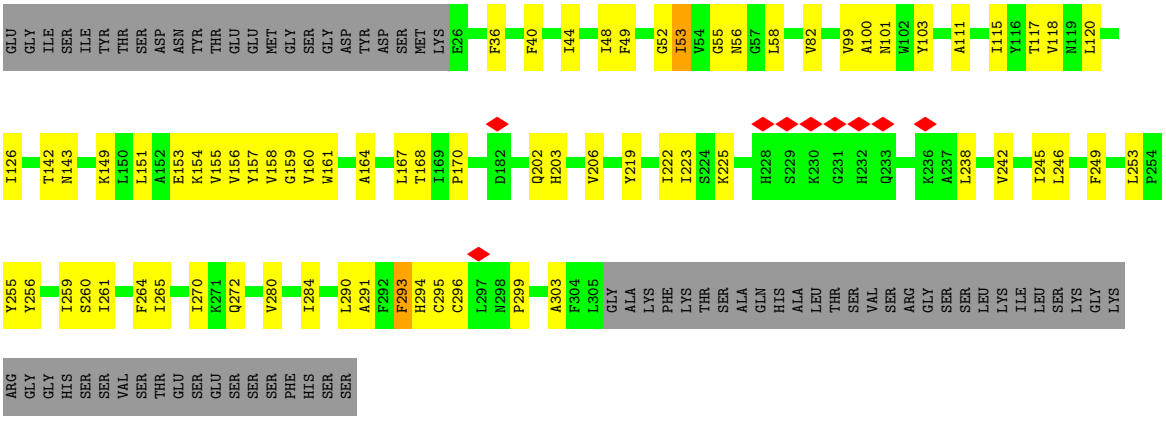

• Molecule 1: C-X-C chemokine receptor type 4

Chain D:



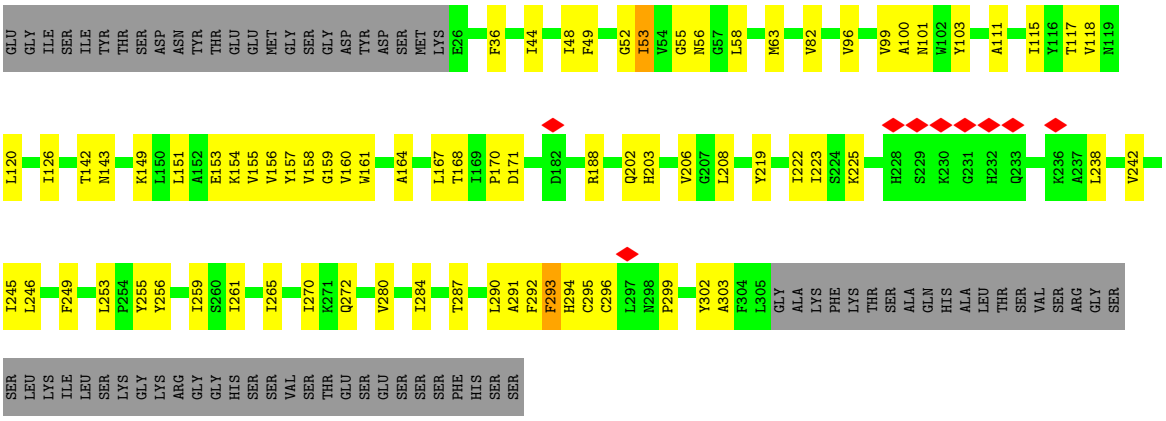

4 Experimental information (i)

Property	Value	Source
EM reconstruction method	SINGLE PARTICLE	Depositor
Imposed symmetry	POINT, Not provided	
Number of particles used	1626680	Depositor
Resolution determination method	FSC 0.143 CUT-OFF	Depositor
CTF correction method	PHASE FLIPPING AND AMPLITUDE CORRECTION	Depositor
Microscope	FEI TITAN KRIOS	Depositor
Voltage (kV)	300	Depositor
Electron dose ($e^-/Å^2$)	52	Depositor
Minimum defocus (nm)	1200	Depositor
Maximum defocus (nm)	2500	Depositor
Magnification	Not provided	
Image detector	GATAN K3 BIOQUANTUM (6k x 4k)	Depositor
Maximum map value	3.708	Depositor
Minimum map value	-2.620	Depositor
Average map value	0.000	Depositor
Map value standard deviation	0.103	Depositor
Recommended contour level	0.35	Depositor
Map size (Å)	272.0, 272.0, 272.0	wwPDB
Map dimensions	320, 320, 320	wwPDB
Map angles (°)	90.0, 90.0, 90.0	wwPDB
Pixel spacing (Å)	0.85, 0.85, 0.85	Depositor

5 Model quality

5.1 Standard geometry

Bond lengths and bond angles in the following residue types are not validated in this section: CLR

The Z score for a bond length (or angle) is the number of standard deviations the observed value is removed from the expected value. A bond length (or angle) with $|Z| > 5$ is considered an outlier worth inspection. RMSZ is the root-mean-square of all Z scores of the bond lengths (or angles).

Mol	Chain	Bond lengths		Bond angles	
		RMSZ	$\#\|Z\| > 5$	RMSZ	$\#\|Z\| > 5$
1	A	0.18	0/2328	0.39	0/3175
1	B	0.19	0/2328	0.40	0/3175
1	C	0.18	0/2328	0.39	0/3175
1	D	0.19	0/2328	0.39	0/3175
All	All	0.18	0/9312	0.39	0/12700

There are no bond length outliers.

There are no bond angle outliers.

There are no chirality outliers.

There are no planarity outliers.

5.2 Too-close contacts

In the following table, the Non-H and H(model) columns list the number of non-hydrogen atoms and hydrogen atoms in the chain respectively. The H(added) column lists the number of hydrogen atoms added and optimized by MolProbity. The Clashes column lists the number of clashes within the asymmetric unit, whereas Symm-Clashes lists symmetry-related clashes.

Mol	Chain	Non-H	H(model)	H(added)	Clashes	Symm-Clashes
1	A	2264	0	2311	73	0
1	B	2264	0	2311	71	0
1	C	2264	0	2311	74	0
1	D	2264	0	2311	77	0
2	A	168	0	276	48	0
2	B	140	0	230	35	0
2	C	112	0	184	20	0
2	D	140	0	230	48	0
All	All	9616	0	10164	327	0

The all-atom clashscore is defined as the number of clashes found per 1000 atoms (including hydrogen atoms). The all-atom clashscore for this structure is 17.

All (327) close contacts within the same asymmetric unit are listed below, sorted by their clash magnitude.

Atom-1	Atom-2	Interatomic distance (Å)	Clash overlap (Å)
1:D:99:VAL:HG21	2:D:402:CLR:H112	1.40	1.03
1:A:223:ILE:HD12	1:B:58:LEU:HD11	1.43	1.01
1:B:223:ILE:HD12	1:C:58:LEU:HD11	1.42	1.00
1:C:223:ILE:HD12	1:D:58:LEU:HD11	1.43	1.00
1:A:58:LEU:HD11	1:D:223:ILE:HD12	1.43	0.98
2:B:403:CLR:H6	1:C:99:VAL:HG21	1.54	0.90
2:A:402:CLR:H6	1:B:99:VAL:HG21	1.54	0.89
1:A:99:VAL:HG21	2:A:406:CLR:H6	1.54	0.89
1:B:291:ALA:O	1:B:294:HIS:ND1	2.11	0.83
1:D:291:ALA:O	1:D:294:HIS:ND1	2.11	0.83
1:C:291:ALA:O	1:C:294:HIS:ND1	2.11	0.82
1:A:291:ALA:O	1:A:294:HIS:ND1	2.11	0.82
1:A:58:LEU:HD11	1:D:223:ILE:CD1	2.11	0.81
1:A:223:ILE:CD1	1:B:58:LEU:HD11	2.11	0.81
1:B:223:ILE:CD1	1:C:58:LEU:HD11	2.11	0.81
1:C:223:ILE:CD1	1:D:58:LEU:HD11	2.11	0.80
2:B:401:CLR:H263	2:B:401:CLR:H222	1.67	0.77
2:C:401:CLR:H222	2:C:401:CLR:H263	1.68	0.75
1:C:264:PHE:CD2	2:D:402:CLR:H71	2.21	0.75
2:D:401:CLR:H222	2:D:401:CLR:H263	1.68	0.75
2:A:405:CLR:H222	2:A:405:CLR:H263	1.68	0.74
1:D:96:VAL:HG13	2:D:402:CLR:H192	1.69	0.74
1:D:99:VAL:HG11	2:D:402:CLR:H11	1.70	0.72
2:B:403:CLR:H6	1:C:99:VAL:CG2	2.20	0.72
1:B:111:ALA:O	1:B:115:ILE:HD12	1.90	0.72
1:A:111:ALA:O	1:A:115:ILE:HD12	1.90	0.71
2:A:402:CLR:H6	1:B:99:VAL:CG2	2.20	0.71
1:A:99:VAL:CG2	2:A:406:CLR:H6	2.20	0.70
1:C:111:ALA:O	1:C:115:ILE:HD12	1.90	0.70
1:D:111:ALA:O	1:D:115:ILE:HD12	1.90	0.69
1:C:264:PHE:CE2	2:D:402:CLR:H72	2.27	0.69
1:C:223:ILE:CD1	1:D:58:LEU:CD1	2.71	0.68
1:A:58:LEU:CD1	1:D:223:ILE:CD1	2.71	0.68
1:B:223:ILE:CD1	1:C:58:LEU:CD1	2.71	0.68
1:A:223:ILE:CD1	1:B:58:LEU:CD1	2.71	0.67
1:D:55:GLY:HA2	2:D:404:CLR:H121	1.76	0.67
1:A:55:GLY:HA2	2:A:403:CLR:H121	1.76	0.67

Continued on next page...

Continued from previous page...

Atom-1	Atom-2	Interatomic distance (Å)	Clash overlap (Å)
1:C:55:GLY:HA2	2:C:403:CLR:H121	1.76	0.66
1:B:55:GLY:HA2	2:B:404:CLR:H121	1.76	0.66
2:A:402:CLR:C6	1:B:99:VAL:HG21	2.25	0.65
2:B:403:CLR:C6	1:C:99:VAL:HG21	2.25	0.65
1:D:96:VAL:HG13	2:D:402:CLR:C19	2.27	0.65
1:C:270:ILE:CD1	2:D:402:CLR:H12	2.27	0.64
1:A:99:VAL:HG21	2:A:406:CLR:C6	2.25	0.64
1:D:242:VAL:O	1:D:246:LEU:HG	1.99	0.63
1:C:242:VAL:O	1:C:246:LEU:HG	1.99	0.63
1:A:158:VAL:HG13	1:A:159:GLY:H	1.64	0.63
1:B:242:VAL:O	1:B:246:LEU:HG	1.99	0.63
1:D:158:VAL:HG13	1:D:159:GLY:H	1.64	0.62
1:B:158:VAL:HG13	1:B:159:GLY:H	1.64	0.62
1:A:242:VAL:O	1:A:246:LEU:HG	1.99	0.62
1:B:161:TRP:CZ3	2:B:405:CLR:H14	2.35	0.62
1:C:261:ILE:O	1:C:265:ILE:HG13	2.00	0.62
2:D:402:CLR:H212	2:D:402:CLR:H183	1.80	0.62
1:A:161:TRP:CZ3	2:A:404:CLR:H14	2.35	0.61
1:C:158:VAL:HG13	1:C:159:GLY:H	1.64	0.61
1:C:161:TRP:CZ3	2:C:404:CLR:H14	2.35	0.61
1:D:161:TRP:CZ3	2:D:405:CLR:H14	2.35	0.61
1:A:261:ILE:O	1:A:265:ILE:HG13	2.00	0.61
1:B:261:ILE:O	1:B:265:ILE:HG13	2.00	0.61
1:D:261:ILE:O	1:D:265:ILE:HG13	2.00	0.60
1:B:290:LEU:HD13	2:B:402:CLR:H25	1.82	0.60
1:D:290:LEU:HD13	2:D:403:CLR:H25	1.83	0.59
1:D:96:VAL:HA	2:D:402:CLR:C19	2.31	0.59
1:B:290:LEU:HB3	2:B:402:CLR:H25	1.85	0.59
1:A:290:LEU:HB3	2:A:401:CLR:H25	1.86	0.58
1:C:290:LEU:HD13	2:C:402:CLR:H25	1.83	0.58
1:A:290:LEU:HD13	2:A:401:CLR:H25	1.84	0.58
1:D:290:LEU:HB3	2:D:403:CLR:H25	1.86	0.57
1:C:290:LEU:HB3	2:C:402:CLR:H25	1.86	0.57
1:C:264:PHE:CE2	2:D:402:CLR:C7	2.87	0.57
1:A:118:VAL:HG23	1:A:168:THR:HG21	1.87	0.56
1:B:118:VAL:HG23	1:B:168:THR:HG21	1.87	0.56
1:C:118:VAL:HG23	1:C:168:THR:HG21	1.87	0.56
1:B:223:ILE:HD13	1:C:58:LEU:HD13	1.88	0.56
1:A:58:LEU:HD13	1:D:223:ILE:HD13	1.88	0.55
1:D:118:VAL:HG23	1:D:168:THR:HG21	1.87	0.55
1:A:223:ILE:HD13	1:B:58:LEU:HD13	1.88	0.55

Continued on next page...

Continued from previous page...

Atom-1	Atom-2	Interatomic distance (Å)	Clash overlap (Å)
1:C:154:LYS:O	1:C:158:VAL:HG12	2.07	0.55
1:B:223:ILE:HD13	1:C:58:LEU:CD1	2.37	0.54
1:D:154:LYS:O	1:D:158:VAL:HG12	2.07	0.54
1:A:154:LYS:O	1:A:158:VAL:HG12	2.07	0.54
1:D:99:VAL:CG1	2:D:402:CLR:H11	2.38	0.54
1:C:223:ILE:HD13	1:D:58:LEU:HD13	1.88	0.54
1:A:223:ILE:HD13	1:B:58:LEU:CD1	2.37	0.54
2:A:402:CLR:H121	2:A:402:CLR:H212	1.90	0.54
1:A:270:ILE:HG12	2:A:402:CLR:H42	1.90	0.54
1:C:164:ALA:O	1:C:168:THR:HG23	2.08	0.53
1:A:58:LEU:CD1	1:D:223:ILE:HD13	2.37	0.53
2:A:406:CLR:H121	2:A:406:CLR:H212	1.90	0.53
1:B:154:LYS:O	1:B:158:VAL:HG12	2.07	0.53
1:C:36:PHE:HE1	2:C:401:CLR:C19	2.22	0.53
1:C:223:ILE:HD13	1:D:58:LEU:CD1	2.37	0.53
2:B:403:CLR:H121	2:B:403:CLR:H212	1.90	0.53
1:A:164:ALA:O	1:A:168:THR:HG23	2.09	0.53
2:A:406:CLR:H42	1:D:270:ILE:HG12	1.90	0.53
1:B:164:ALA:O	1:B:168:THR:HG23	2.08	0.53
1:B:36:PHE:HE1	2:B:401:CLR:C19	2.22	0.53
1:C:296:CYS:O	1:C:299:PRO:HD2	2.10	0.52
1:A:296:CYS:O	1:A:299:PRO:HD2	2.10	0.52
1:B:270:ILE:HG12	2:B:403:CLR:H42	1.90	0.52
1:D:164:ALA:O	1:D:168:THR:HG23	2.08	0.52
1:A:36:PHE:CE1	2:A:405:CLR:C19	2.93	0.52
1:B:296:CYS:O	1:B:299:PRO:HD2	2.10	0.52
1:A:36:PHE:HE1	2:A:405:CLR:H192	1.75	0.52
1:D:36:PHE:HE1	2:D:401:CLR:C19	2.22	0.52
1:A:36:PHE:HE1	2:A:405:CLR:C19	2.22	0.52
1:C:264:PHE:CD2	2:D:402:CLR:C7	2.92	0.52
1:D:36:PHE:CE1	2:D:401:CLR:C19	2.93	0.52
1:D:296:CYS:O	1:D:299:PRO:HD2	2.10	0.52
1:B:36:PHE:HE1	2:B:401:CLR:H192	1.75	0.51
1:B:36:PHE:CE1	2:B:401:CLR:C19	2.93	0.51
1:C:36:PHE:CE1	2:C:401:CLR:C19	2.93	0.51
2:D:401:CLR:H121	2:D:401:CLR:H212	1.93	0.51
2:B:403:CLR:H6	1:C:99:VAL:CB	2.41	0.51
1:D:36:PHE:HE1	2:D:401:CLR:H192	1.76	0.51
1:A:208:LEU:HD23	2:A:402:CLR:H261	1.93	0.51
2:A:405:CLR:H121	2:A:405:CLR:H212	1.93	0.51
1:C:36:PHE:HE1	2:C:401:CLR:H192	1.75	0.50

Continued on next page...

Continued from previous page...

Atom-1	Atom-2	Interatomic distance (Å)	Clash overlap (Å)
1:B:208:LEU:HD23	2:B:403:CLR:H261	1.93	0.50
1:C:270:ILE:HG12	2:D:402:CLR:H12	1.94	0.50
2:A:406:CLR:H261	1:D:208:LEU:HD23	1.93	0.50
1:C:82:VAL:HG11	2:C:404:CLR:H112	1.94	0.49
1:A:82:VAL:HG11	2:A:404:CLR:H112	1.94	0.49
2:C:401:CLR:H121	2:C:401:CLR:H212	1.93	0.49
1:D:96:VAL:HG22	2:D:402:CLR:H191	1.95	0.49
1:A:99:VAL:CB	2:A:406:CLR:H6	2.41	0.49
2:A:402:CLR:H6	1:B:99:VAL:CB	2.41	0.49
1:D:158:VAL:HG13	1:D:159:GLY:N	2.28	0.49
1:D:101:ASN:HB3	1:D:103:TYR:HD2	1.78	0.49
2:B:401:CLR:H121	2:B:401:CLR:H212	1.93	0.49
1:C:101:ASN:HB3	1:C:103:TYR:HD2	1.78	0.49
1:D:82:VAL:HG11	2:D:405:CLR:H112	1.94	0.48
2:D:402:CLR:H162	2:D:402:CLR:H222	1.31	0.48
1:B:82:VAL:HG11	2:B:405:CLR:H112	1.94	0.48
1:D:48:ILE:HA	1:D:296:CYS:SG	2.54	0.48
1:B:48:ILE:HA	1:B:296:CYS:SG	2.54	0.48
1:B:101:ASN:HB3	1:B:103:TYR:HD2	1.78	0.48
1:A:48:ILE:HA	1:A:296:CYS:SG	2.54	0.48
1:C:48:ILE:HA	1:C:296:CYS:SG	2.54	0.48
1:B:293:PHE:CZ	2:B:401:CLR:H271	2.49	0.48
1:C:158:VAL:HG13	1:C:159:GLY:N	2.28	0.48
1:A:101:ASN:HB3	1:A:103:TYR:HD2	1.79	0.47
1:C:293:PHE:CZ	2:C:401:CLR:H271	2.50	0.47
2:B:404:CLR:H22	2:B:404:CLR:H192	1.66	0.47
1:C:117:THR:HB	1:C:168:THR:HG22	1.97	0.47
1:B:225:LYS:HB2	1:B:225:LYS:HE2	1.70	0.47
2:A:405:CLR:H192	2:A:405:CLR:H22	1.61	0.47
1:B:117:THR:HB	1:B:168:THR:HG22	1.97	0.47
1:A:117:THR:HB	1:A:168:THR:HG22	1.97	0.47
1:D:117:THR:HB	1:D:168:THR:HG22	1.97	0.47
1:A:293:PHE:CZ	2:A:405:CLR:H271	2.49	0.46
1:B:158:VAL:HG13	1:B:159:GLY:N	2.28	0.46
1:C:222:ILE:HG21	1:C:238:LEU:HD21	1.98	0.46
1:A:222:ILE:HG21	1:A:238:LEU:HD21	1.98	0.46
2:A:405:CLR:H183	2:A:405:CLR:H20	1.46	0.46
1:D:222:ILE:HG21	1:D:238:LEU:HD21	1.98	0.46
2:D:402:CLR:H222	2:D:402:CLR:H25	1.60	0.46
1:D:293:PHE:CZ	2:D:401:CLR:H271	2.49	0.46
2:A:402:CLR:H192	2:A:402:CLR:H22	1.71	0.46

Continued on next page...

Continued from previous page...

Atom-1	Atom-2	Interatomic distance (Å)	Clash overlap (Å)
1:A:63:MET:HE3	1:A:302:TYR:OH	2.17	0.45
2:D:402:CLR:H181	2:D:402:CLR:H20	1.65	0.45
2:D:401:CLR:H183	2:D:401:CLR:H20	1.46	0.45
1:A:158:VAL:HG13	1:A:159:GLY:N	2.28	0.45
1:B:63:MET:HE3	1:B:302:TYR:OH	2.17	0.45
2:C:403:CLR:H8	2:C:403:CLR:H182	1.74	0.45
2:A:403:CLR:H22	2:A:403:CLR:H192	1.67	0.45
1:D:202:GLN:O	1:D:206:VAL:HG23	2.17	0.45
1:B:222:ILE:HG21	1:B:238:LEU:HD21	1.98	0.45
1:A:202:GLN:O	1:A:206:VAL:HG23	2.17	0.45
2:D:402:CLR:H8	2:D:402:CLR:H182	1.21	0.45
1:B:202:GLN:O	1:B:206:VAL:HG23	2.17	0.45
2:D:402:CLR:H212	2:D:402:CLR:C18	2.46	0.45
2:A:405:CLR:H8	2:A:405:CLR:H182	1.62	0.45
1:D:294:HIS:CG	1:D:295:CYS:N	2.85	0.45
2:D:402:CLR:H192	2:D:402:CLR:H22	1.73	0.45
1:C:202:GLN:O	1:C:206:VAL:HG23	2.17	0.44
1:A:303:ALA:HB2	2:A:403:CLR:C18	2.47	0.44
1:D:153:GLU:O	1:D:156:VAL:HG12	2.17	0.44
1:A:219:TYR:HE2	1:A:245:ILE:HD12	1.83	0.44
1:D:96:VAL:HA	2:D:402:CLR:H193	2.00	0.44
1:C:303:ALA:HB2	2:C:403:CLR:C18	2.47	0.44
1:D:149:LYS:O	1:D:153:GLU:HG2	2.18	0.44
1:D:249:PHE:O	1:D:253:LEU:HD13	2.17	0.44
2:D:401:CLR:H162	2:D:401:CLR:H221	1.65	0.44
1:A:151:LEU:HA	1:A:155:VAL:HG23	2.00	0.44
1:C:153:GLU:O	1:C:156:VAL:HG12	2.17	0.44
1:D:63:MET:HE3	1:D:302:TYR:OH	2.17	0.44
1:A:153:GLU:O	1:A:156:VAL:HG12	2.17	0.44
1:B:70:ARG:H	1:B:70:ARG:HG2	1.66	0.44
1:C:219:TYR:HE2	1:C:245:ILE:HD12	1.83	0.44
1:C:44:ILE:HG23	1:C:293:PHE:CE2	2.53	0.44
1:C:149:LYS:O	1:C:153:GLU:HG2	2.18	0.44
1:D:219:TYR:HE2	1:D:245:ILE:HD12	1.83	0.44
1:D:225:LYS:HE2	1:D:225:LYS:HB2	1.71	0.44
1:A:280:VAL:O	1:A:284:ILE:HG13	2.18	0.44
2:A:403:CLR:H182	2:A:403:CLR:H8	1.74	0.44
1:B:256:TYR:HA	1:B:259:ILE:HG12	1.99	0.44
2:D:401:CLR:H191	2:D:401:CLR:H111	1.74	0.44
1:A:44:ILE:HG23	1:A:293:PHE:CE2	2.53	0.43
1:A:249:PHE:O	1:A:253:LEU:HD13	2.18	0.43

Continued on next page...

Continued from previous page...

Atom-1	Atom-2	Interatomic distance (Å)	Clash overlap (Å)
2:A:401:CLR:H192	2:A:401:CLR:H22	1.77	0.43
2:B:403:CLR:H182	2:B:403:CLR:H8	1.75	0.43
1:C:272:GLN:NE2	1:D:100:ALA:HA	2.33	0.43
2:B:402:CLR:H182	2:B:402:CLR:H8	1.73	0.43
1:C:225:LYS:HB2	1:C:225:LYS:HE2	1.71	0.43
1:D:44:ILE:HG23	1:D:293:PHE:CE2	2.53	0.43
1:B:280:VAL:O	1:B:284:ILE:HG13	2.18	0.43
1:B:303:ALA:HB2	2:B:404:CLR:C18	2.47	0.43
1:C:48:ILE:HG23	1:C:296:CYS:SG	2.58	0.43
1:C:58:LEU:HD23	1:C:58:LEU:HA	1.77	0.43
1:C:249:PHE:O	1:C:253:LEU:HD13	2.17	0.43
1:C:280:VAL:O	1:C:284:ILE:HG13	2.18	0.43
1:D:303:ALA:HB2	2:D:404:CLR:C18	2.47	0.43
1:A:294:HIS:CG	1:A:295:CYS:N	2.85	0.43
1:B:36:PHE:CE1	2:B:401:CLR:H192	2.53	0.43
1:D:256:TYR:HA	1:D:259:ILE:HG12	1.99	0.43
1:A:48:ILE:HG23	1:A:296:CYS:SG	2.58	0.43
1:A:149:LYS:O	1:A:153:GLU:HG2	2.18	0.43
1:B:153:GLU:O	1:B:156:VAL:HG12	2.17	0.43
1:B:219:TYR:HE2	1:B:245:ILE:HD12	1.83	0.43
1:D:151:LEU:HA	1:D:155:VAL:HG23	2.00	0.43
1:D:293:PHE:CE2	2:D:401:CLR:H261	2.54	0.43
1:B:44:ILE:HG23	1:B:293:PHE:CE2	2.53	0.43
1:B:48:ILE:HG23	1:B:296:CYS:SG	2.58	0.43
1:B:293:PHE:CE2	2:B:401:CLR:H261	2.53	0.43
1:B:294:HIS:CG	1:B:295:CYS:N	2.85	0.43
1:C:256:TYR:HA	1:C:259:ILE:HG12	2.00	0.43
1:D:280:VAL:O	1:D:284:ILE:HG13	2.18	0.43
1:A:272:GLN:NE2	1:B:100:ALA:HA	2.33	0.43
2:B:401:CLR:H192	2:B:401:CLR:H22	1.61	0.43
1:C:151:LEU:HA	1:C:155:VAL:HG23	2.00	0.43
1:D:58:LEU:HD23	1:D:58:LEU:HA	1.77	0.43
1:A:256:TYR:HA	1:A:259:ILE:HG12	1.99	0.43
2:A:406:CLR:H22	2:A:406:CLR:H192	1.70	0.43
1:B:52:GLY:O	1:B:56:ASN:ND2	2.52	0.43
1:B:151:LEU:HA	1:B:155:VAL:HG23	2.00	0.43
2:A:405:CLR:H191	2:A:405:CLR:H111	1.75	0.43
1:B:249:PHE:O	1:B:253:LEU:HD13	2.17	0.43
1:A:100:ALA:HA	1:D:272:GLN:NE2	2.33	0.43
2:A:406:CLR:H8	2:A:406:CLR:H182	1.75	0.43
1:B:149:LYS:O	1:B:153:GLU:HG2	2.18	0.43

Continued on next page...

Continued from previous page...

Atom-1	Atom-2	Interatomic distance (Å)	Clash overlap (Å)
1:C:255:TYR:CE1	1:C:284:ILE:HG23	2.54	0.43
2:C:402:CLR:H8	2:C:402:CLR:H182	1.73	0.43
1:D:52:GLY:O	1:D:56:ASN:ND2	2.52	0.43
2:A:406:CLR:H183	2:A:406:CLR:H20	1.84	0.42
1:B:293:PHE:CZ	2:B:401:CLR:H261	2.54	0.42
1:C:36:PHE:CE1	2:C:401:CLR:H192	2.53	0.42
1:A:293:PHE:CE2	2:A:405:CLR:H261	2.54	0.42
1:B:255:TYR:CE1	1:B:284:ILE:HG23	2.54	0.42
1:B:272:GLN:NE2	1:C:100:ALA:HA	2.34	0.42
2:C:401:CLR:H182	2:C:401:CLR:H8	1.62	0.42
1:D:48:ILE:HG23	1:D:296:CYS:SG	2.58	0.42
2:D:404:CLR:H162	2:D:404:CLR:H221	1.78	0.42
2:A:402:CLR:H183	2:A:402:CLR:H20	1.84	0.42
1:A:142:THR:OG1	1:A:143:ASN:N	2.53	0.42
1:A:255:TYR:CE1	1:A:284:ILE:HG23	2.54	0.42
2:B:403:CLR:H22	2:B:403:CLR:H192	1.71	0.42
1:C:142:THR:OG1	1:C:143:ASN:N	2.52	0.42
1:C:293:PHE:CE2	2:C:401:CLR:H261	2.54	0.42
1:A:120:LEU:HD21	1:A:203:HIS:CE1	2.55	0.42
2:A:404:CLR:H211	2:A:404:CLR:H231	1.89	0.42
1:A:52:GLY:O	1:A:56:ASN:ND2	2.52	0.42
1:A:293:PHE:CZ	2:A:405:CLR:H261	2.55	0.42
1:D:142:THR:OG1	1:D:143:ASN:N	2.53	0.42
1:C:52:GLY:O	1:C:56:ASN:ND2	2.52	0.42
1:C:270:ILE:CG1	2:D:402:CLR:H12	2.49	0.42
1:D:96:VAL:HA	2:D:402:CLR:H191	2.00	0.42
1:D:120:LEU:HD21	1:D:203:HIS:CE1	2.55	0.42
1:D:255:TYR:CE1	1:D:284:ILE:HG23	2.54	0.42
1:D:293:PHE:CZ	2:D:401:CLR:H261	2.55	0.42
2:A:406:CLR:H261	1:D:208:LEU:CD2	2.50	0.42
1:A:36:PHE:CE1	2:A:405:CLR:H192	2.53	0.42
1:A:208:LEU:CD2	2:A:402:CLR:H261	2.50	0.42
2:A:402:CLR:H8	2:A:402:CLR:H182	1.75	0.42
1:B:58:LEU:HD23	1:B:58:LEU:HA	1.78	0.42
1:B:142:THR:OG1	1:B:143:ASN:N	2.53	0.42
2:B:402:CLR:H22	2:B:402:CLR:H192	1.77	0.42
1:C:293:PHE:CZ	2:C:401:CLR:H261	2.55	0.42
1:D:126:ILE:HG13	1:D:160:VAL:HG11	2.02	0.42
1:B:157:TYR:HA	1:B:161:TRP:CD1	2.55	0.41
2:B:401:CLR:H162	2:B:401:CLR:H221	1.65	0.41
2:D:404:CLR:H192	2:D:404:CLR:H22	1.67	0.41

Continued on next page...

Continued from previous page...

Atom-1	Atom-2	Interatomic distance (Å)	Clash overlap (Å)
1:A:70:ARG:H	1:A:70:ARG:HG2	1.66	0.41
1:A:126:ILE:HG13	1:A:160:VAL:HG11	2.02	0.41
1:B:167:LEU:O	1:B:170:PRO:HD2	2.21	0.41
1:C:120:LEU:HD21	1:C:203:HIS:CE1	2.54	0.41
1:A:157:TYR:HA	1:A:161:TRP:CD1	2.55	0.41
2:A:405:CLR:H162	2:A:405:CLR:H221	1.65	0.41
1:B:49:PHE:CE1	1:B:53:ILE:HD12	2.56	0.41
1:B:120:LEU:HD21	1:B:203:HIS:CE1	2.55	0.41
1:C:157:TYR:HA	1:C:161:TRP:CD1	2.55	0.41
1:A:49:PHE:CE1	1:A:53:ILE:HD12	2.56	0.41
1:B:126:ILE:HG13	1:B:160:VAL:HG11	2.02	0.41
1:B:208:LEU:CD2	2:B:403:CLR:H261	2.50	0.41
1:C:256:TYR:O	1:C:260:SER:OG	2.33	0.41
2:D:403:CLR:H22	2:D:403:CLR:H192	1.77	0.41
1:C:49:PHE:CE1	1:C:53:ILE:HD12	2.55	0.41
1:A:167:LEU:O	1:A:170:PRO:HD2	2.21	0.41
1:A:264:PHE:CD2	2:A:402:CLR:C19	3.04	0.41
1:C:167:LEU:O	1:C:170:PRO:HD2	2.21	0.41
1:A:256:TYR:O	1:A:260:SER:OG	2.33	0.41
2:B:401:CLR:H8	2:B:401:CLR:H182	1.62	0.41
1:C:126:ILE:HG13	1:C:160:VAL:HG11	2.02	0.41
1:C:294:HIS:CG	1:C:295:CYS:N	2.85	0.41
1:D:48:ILE:HD13	1:D:292:PHE:HB2	2.02	0.41
1:D:157:TYR:HA	1:D:161:TRP:CD1	2.55	0.41
1:D:161:TRP:CH2	2:D:405:CLR:H9	2.56	0.41
1:D:167:LEU:O	1:D:170:PRO:HD2	2.21	0.41
2:B:404:CLR:H162	2:B:404:CLR:H221	1.78	0.41
1:C:161:TRP:CH2	2:C:404:CLR:H9	2.56	0.41
1:D:49:PHE:CE1	1:D:53:ILE:HD12	2.56	0.40
1:D:171:ASP:OD1	1:D:188:ARG:NH1	2.54	0.40
2:D:404:CLR:H8	2:D:404:CLR:H182	1.75	0.40
1:A:255:TYR:HB2	1:A:287:THR:HB	2.03	0.40
1:C:40:PHE:CZ	1:C:44:ILE:HD11	2.57	0.40
1:D:255:TYR:HB2	1:D:287:THR:HB	2.03	0.40
1:A:58:LEU:HD23	1:A:58:LEU:HA	1.77	0.40
2:D:401:CLR:H8	2:D:401:CLR:H182	1.62	0.40
1:A:48:ILE:HD13	1:A:292:PHE:HB2	2.02	0.40
1:A:161:TRP:CH2	2:A:404:CLR:H9	2.56	0.40
1:B:264:PHE:CD2	2:B:403:CLR:C19	3.04	0.40
2:B:401:CLR:H183	2:B:401:CLR:H20	1.46	0.40
2:C:404:CLR:H211	2:C:404:CLR:H231	1.89	0.40

Continued on next page...

Continued from previous page...

Atom-1	Atom-2	Interatomic distance (Å)	Clash overlap (Å)
1:D:36:PHE:CE1	2:D:401:CLR:H192	2.53	0.40
1:B:161:TRP:CH2	2:B:405:CLR:H9	2.56	0.40
2:D:405:CLR:H272	2:D:405:CLR:H232	1.85	0.40

There are no symmetry-related clashes.

5.3 Torsion angles (i)

5.3.1 Protein backbone (i)

In the following table, the Percentiles column shows the percent Ramachandran outliers of the chain as a percentile score with respect to all PDB entries followed by that with respect to all EM entries.

The Analysed column shows the number of residues for which the backbone conformation was analysed, and the total number of residues.

Mol	Chain	Analysed	Favoured	Allowed	Outliers	Percentiles	
1	A	278/351 (79%)	260 (94%)	18 (6%)	0	100	100
1	B	278/351 (79%)	260 (94%)	18 (6%)	0	100	100
1	C	278/351 (79%)	260 (94%)	18 (6%)	0	100	100
1	D	278/351 (79%)	261 (94%)	17 (6%)	0	100	100
All	All	1112/1404 (79%)	1041 (94%)	71 (6%)	0	100	100

There are no Ramachandran outliers to report.

5.3.2 Protein sidechains (i)

In the following table, the Percentiles column shows the percent sidechain outliers of the chain as a percentile score with respect to all PDB entries followed by that with respect to all EM entries.

The Analysed column shows the number of residues for which the sidechain conformation was analysed, and the total number of residues.

Mol	Chain	Analysed	Rotameric	Outliers	Percentiles	
1	A	247/310 (80%)	245 (99%)	2 (1%)	73	85
1	B	247/310 (80%)	245 (99%)	2 (1%)	73	85

Continued on next page...

Continued from previous page...

Mol	Chain	Analysed	Rotameric	Outliers	Percentiles
1	C	247/310 (80%)	245 (99%)	2 (1%)	73 85
1	D	247/310 (80%)	245 (99%)	2 (1%)	73 85
All	All	988/1240 (80%)	980 (99%)	8 (1%)	70 85

All (8) residues with a non-rotameric sidechain are listed below:

Mol	Chain	Res	Type
1	A	53	ILE
1	A	293	PHE
1	B	53	ILE
1	B	293	PHE
1	C	53	ILE
1	C	293	PHE
1	D	53	ILE
1	D	293	PHE

Sometimes sidechains can be flipped to improve hydrogen bonding and reduce clashes. All (14) such sidechains are listed below:

Mol	Chain	Res	Type
1	A	56	ASN
1	A	66	GLN
1	A	202	GLN
1	A	203	HIS
1	B	56	ASN
1	B	113	HIS
1	B	202	GLN
1	B	203	HIS
1	C	56	ASN
1	C	113	HIS
1	C	202	GLN
1	C	203	HIS
1	D	56	ASN
1	D	202	GLN

5.3.3 RNA

There are no RNA molecules in this entry.

5.4 Non-standard residues in protein, DNA, RNA chains (i)

There are no non-standard protein/DNA/RNA residues in this entry.

5.5 Carbohydrates (i)

There are no oligosaccharides in this entry.

5.6 Ligand geometry (i)

20 ligands are modelled in this entry.

In the following table, the Counts columns list the number of bonds (or angles) for which Mogul statistics could be retrieved, the number of bonds (or angles) that are observed in the model and the number of bonds (or angles) that are defined in the Chemical Component Dictionary. The Link column lists molecule types, if any, to which the group is linked. The Z score for a bond length (or angle) is the number of standard deviations the observed value is removed from the expected value. A bond length (or angle) with $|Z| > 2$ is considered an outlier worth inspection. RMSZ is the root-mean-square of all Z scores of the bond lengths (or angles).

Mol	Type	Chain	Res	Link	Bond lengths			Bond angles		
					Counts	RMSZ	$\#\|Z\| > 2$	Counts	RMSZ	$\#\|Z\| > 2$
2	CLR	D	402	-	31,31,31	1.49	7 (22%)	48,48,48	2.74	20 (41%)
2	CLR	D	405	-	31,31,31	0.38	0	48,48,48	0.63	0
2	CLR	C	401	-	31,31,31	1.74	12 (38%)	48,48,48	2.48	17 (35%)
2	CLR	D	401	-	31,31,31	1.74	12 (38%)	48,48,48	2.48	17 (35%)
2	CLR	C	403	-	31,31,31	1.41	7 (22%)	48,48,48	1.77	15 (31%)
2	CLR	D	404	-	31,31,31	1.42	7 (22%)	48,48,48	1.77	15 (31%)
2	CLR	A	403	-	31,31,31	1.41	7 (22%)	48,48,48	1.77	15 (31%)
2	CLR	C	402	-	31,31,31	1.08	1 (3%)	48,48,48	1.63	14 (29%)
2	CLR	A	401	-	31,31,31	1.09	1 (3%)	48,48,48	1.64	14 (29%)
2	CLR	C	404	-	31,31,31	0.38	0	48,48,48	0.63	0
2	CLR	B	403	-	31,31,31	1.60	7 (22%)	48,48,48	2.73	19 (39%)
2	CLR	A	404	-	31,31,31	0.38	0	48,48,48	0.63	0
2	CLR	B	401	-	31,31,31	1.74	11 (35%)	48,48,48	2.47	17 (35%)
2	CLR	D	403	-	31,31,31	1.08	1 (3%)	48,48,48	1.63	14 (29%)
2	CLR	A	405	-	31,31,31	1.74	12 (38%)	48,48,48	2.48	17 (35%)
2	CLR	A	406	-	31,31,31	1.60	7 (22%)	48,48,48	2.73	19 (39%)
2	CLR	B	404	-	31,31,31	1.42	7 (22%)	48,48,48	1.78	15 (31%)
2	CLR	B	402	-	31,31,31	1.09	1 (3%)	48,48,48	1.65	13 (27%)
2	CLR	B	405	-	31,31,31	0.38	0	48,48,48	0.63	0

Mol	Type	Chain	Res	Link	Bond lengths			Bond angles		
					Counts	RMSZ	$\#\|Z\|>2$	Counts	RMSZ	$\#\|Z\|>2$
2	CLR	A	402	-	31,31,31	1.60	7 (22%)	48,48,48	2.74	19 (39%)

In the following table, the Chirals column lists the number of chiral outliers, the number of chiral centers analysed, the number of these observed in the model and the number defined in the Chemical Component Dictionary. Similar counts are reported in the Torsion and Rings columns. '-' means no outliers of that kind were identified.

Mol	Type	Chain	Res	Link	Chirals	Torsions	Rings
2	CLR	D	402	-	-	3/10/68/68	0/4/4/4
2	CLR	D	405	-	-	3/10/68/68	0/4/4/4
2	CLR	C	401	-	-	6/10/68/68	0/4/4/4
2	CLR	D	401	-	-	6/10/68/68	0/4/4/4
2	CLR	C	403	-	-	2/10/68/68	0/4/4/4
2	CLR	D	404	-	-	2/10/68/68	0/4/4/4
2	CLR	A	403	-	-	2/10/68/68	0/4/4/4
2	CLR	C	402	-	-	5/10/68/68	0/4/4/4
2	CLR	A	401	-	-	5/10/68/68	0/4/4/4
2	CLR	C	404	-	-	3/10/68/68	0/4/4/4
2	CLR	B	403	-	-	6/10/68/68	0/4/4/4
2	CLR	A	404	-	-	3/10/68/68	0/4/4/4
2	CLR	B	401	-	-	6/10/68/68	0/4/4/4
2	CLR	D	403	-	-	5/10/68/68	0/4/4/4
2	CLR	A	405	-	-	6/10/68/68	0/4/4/4
2	CLR	A	406	-	-	6/10/68/68	0/4/4/4
2	CLR	B	404	-	-	2/10/68/68	0/4/4/4
2	CLR	B	402	-	-	5/10/68/68	0/4/4/4
2	CLR	B	405	-	-	3/10/68/68	0/4/4/4
2	CLR	A	402	-	-	6/10/68/68	0/4/4/4

All (107) bond length outliers are listed below:

Mol	Chain	Res	Type	Atoms	Z	Observed(Å)	Ideal(Å)
2	A	402	CLR	C13-C14	-3.67	1.48	1.55
2	A	406	CLR	C13-C14	-3.67	1.48	1.55
2	B	403	CLR	C13-C14	-3.63	1.48	1.55
2	C	401	CLR	C13-C14	-3.40	1.48	1.55
2	D	401	CLR	C13-C14	-3.40	1.48	1.55

Continued on next page...

Continued from previous page...

Mol	Chain	Res	Type	Atoms	Z	Observed(Å)	Ideal(Å)
2	B	401	CLR	C13-C14	-3.39	1.48	1.55
2	A	405	CLR	C13-C14	-3.35	1.48	1.55
2	B	403	CLR	C13-C17	-3.33	1.48	1.55
2	A	402	CLR	C13-C17	-3.28	1.49	1.55
2	A	406	CLR	C13-C17	-3.28	1.49	1.55
2	D	402	CLR	C19-C10	-3.28	1.49	1.54
2	C	401	CLR	C10-C9	-3.23	1.50	1.56
2	A	405	CLR	C10-C9	-3.18	1.51	1.56
2	B	401	CLR	C10-C9	-3.17	1.51	1.56
2	D	401	CLR	C10-C9	-3.17	1.51	1.56
2	D	402	CLR	C13-C14	-3.06	1.49	1.55
2	A	405	CLR	C13-C17	-3.05	1.49	1.55
2	D	401	CLR	C13-C17	-3.05	1.49	1.55
2	B	401	CLR	C13-C17	-3.04	1.49	1.55
2	C	403	CLR	C13-C14	-3.02	1.49	1.55
2	A	403	CLR	C13-C14	-3.00	1.49	1.55
2	B	404	CLR	C13-C14	-3.00	1.49	1.55
2	C	401	CLR	C13-C17	-2.99	1.49	1.55
2	D	404	CLR	C13-C14	-2.98	1.49	1.55
2	A	405	CLR	C19-C10	-2.91	1.49	1.54
2	B	401	CLR	C19-C10	-2.90	1.49	1.54
2	A	402	CLR	C10-C9	-2.90	1.51	1.56
2	B	403	CLR	C10-C9	-2.90	1.51	1.56
2	C	401	CLR	C19-C10	-2.86	1.49	1.54
2	A	406	CLR	C10-C5	-2.86	1.47	1.52
2	A	402	CLR	C10-C5	-2.85	1.47	1.52
2	B	403	CLR	C10-C5	-2.85	1.47	1.52
2	D	401	CLR	C19-C10	-2.85	1.49	1.54
2	A	406	CLR	C10-C9	-2.84	1.51	1.56
2	B	402	CLR	C13-C14	-2.84	1.49	1.55
2	A	401	CLR	C13-C14	-2.82	1.49	1.55
2	D	403	CLR	C13-C14	-2.77	1.49	1.55
2	C	403	CLR	C10-C9	-2.76	1.51	1.56
2	A	403	CLR	C10-C9	-2.75	1.51	1.56
2	B	404	CLR	C10-C9	-2.75	1.51	1.56
2	D	404	CLR	C10-C9	-2.74	1.51	1.56
2	C	402	CLR	C13-C14	-2.73	1.50	1.55
2	C	401	CLR	C20-C17	-2.68	1.49	1.54
2	D	401	CLR	C7-C8	-2.67	1.48	1.53
2	A	405	CLR	C20-C17	-2.64	1.49	1.54
2	D	401	CLR	C20-C17	-2.64	1.49	1.54
2	B	401	CLR	C7-C8	-2.64	1.48	1.53

Continued on next page...

Continued from previous page...

Mol	Chain	Res	Type	Atoms	Z	Observed(Å)	Ideal(Å)
2	B	401	CLR	C20-C17	-2.63	1.49	1.54
2	B	403	CLR	C19-C10	-2.63	1.50	1.54
2	A	402	CLR	C19-C10	-2.62	1.50	1.54
2	A	406	CLR	C19-C10	-2.62	1.50	1.54
2	A	405	CLR	C7-C8	-2.61	1.48	1.53
2	C	401	CLR	C7-C8	-2.59	1.48	1.53
2	D	402	CLR	C12-C13	-2.48	1.49	1.54
2	A	405	CLR	C8-C14	-2.42	1.49	1.53
2	B	401	CLR	C8-C14	-2.42	1.49	1.53
2	D	401	CLR	C8-C14	-2.42	1.49	1.53
2	B	401	CLR	C8-C9	-2.42	1.49	1.53
2	A	405	CLR	C8-C9	-2.41	1.49	1.53
2	D	402	CLR	C8-C9	-2.39	1.49	1.53
2	C	401	CLR	C8-C9	-2.37	1.49	1.53
2	C	401	CLR	C8-C14	-2.37	1.49	1.53
2	D	401	CLR	C8-C9	-2.36	1.49	1.53
2	D	404	CLR	C19-C10	-2.34	1.50	1.54
2	A	403	CLR	C19-C10	-2.33	1.50	1.54
2	B	404	CLR	C19-C10	-2.32	1.50	1.54
2	D	402	CLR	C13-C17	-2.32	1.50	1.55
2	C	403	CLR	C19-C10	-2.32	1.50	1.54
2	D	401	CLR	C1-C10	-2.32	1.50	1.54
2	D	402	CLR	C10-C9	-2.29	1.52	1.56
2	B	401	CLR	C10-C5	-2.29	1.48	1.52
2	A	405	CLR	C1-C10	-2.28	1.50	1.54
2	C	401	CLR	C1-C10	-2.28	1.50	1.54
2	B	401	CLR	C1-C10	-2.28	1.50	1.54
2	C	401	CLR	C10-C5	-2.28	1.48	1.52
2	C	401	CLR	C18-C13	-2.26	1.50	1.54
2	D	401	CLR	C10-C5	-2.26	1.48	1.52
2	A	403	CLR	C13-C17	-2.25	1.50	1.55
2	B	401	CLR	C18-C13	-2.25	1.50	1.54
2	D	404	CLR	C20-C17	-2.25	1.50	1.54
2	C	403	CLR	C20-C17	-2.24	1.50	1.54
2	D	404	CLR	C13-C17	-2.24	1.50	1.55
2	A	405	CLR	C18-C13	-2.23	1.50	1.54
2	D	401	CLR	C18-C13	-2.23	1.50	1.54
2	A	405	CLR	C10-C5	-2.23	1.48	1.52
2	A	403	CLR	C20-C17	-2.22	1.50	1.54
2	D	404	CLR	C18-C13	-2.22	1.50	1.54
2	B	404	CLR	C20-C17	-2.22	1.50	1.54
2	C	403	CLR	C13-C17	-2.22	1.50	1.55

Continued on next page...

Continued from previous page...

Mol	Chain	Res	Type	Atoms	Z	Observed(Å)	Ideal(Å)
2	B	404	CLR	C18-C13	-2.21	1.50	1.54
2	A	403	CLR	C18-C13	-2.21	1.50	1.54
2	C	403	CLR	C18-C13	-2.21	1.50	1.54
2	B	404	CLR	C13-C17	-2.20	1.50	1.55
2	D	402	CLR	C7-C8	-2.15	1.49	1.53
2	D	404	CLR	C12-C13	-2.10	1.50	1.54
2	B	404	CLR	C12-C13	-2.10	1.50	1.54
2	A	403	CLR	C12-C13	-2.08	1.50	1.54
2	A	402	CLR	C7-C8	-2.05	1.49	1.53
2	B	403	CLR	C7-C8	-2.05	1.49	1.53
2	A	406	CLR	C7-C8	-2.04	1.49	1.53
2	A	402	CLR	C1-C10	-2.03	1.50	1.54
2	A	406	CLR	C1-C10	-2.03	1.50	1.54
2	B	403	CLR	C1-C10	-2.03	1.50	1.54
2	C	403	CLR	C12-C13	-2.03	1.50	1.54
2	C	401	CLR	C15-C14	-2.03	1.50	1.54
2	A	405	CLR	C15-C14	-2.02	1.50	1.54
2	D	401	CLR	C15-C14	-2.00	1.50	1.54

All (260) bond angle outliers are listed below:

Mol	Chain	Res	Type	Atoms	Z	Observed(^{o})	Ideal(^{o})
2	D	402	CLR	C13-C14-C8	-9.23	101.31	114.41
2	A	405	CLR	C13-C17-C20	-7.38	108.10	119.50
2	C	401	CLR	C13-C17-C20	-7.37	108.12	119.50
2	D	401	CLR	C13-C17-C20	-7.35	108.14	119.50
2	B	401	CLR	C13-C17-C20	-7.29	108.24	119.50
2	D	402	CLR	C17-C13-C14	7.02	108.16	100.10
2	A	402	CLR	C4-C5-C10	6.25	124.42	116.42
2	B	403	CLR	C4-C5-C10	6.25	124.42	116.42
2	A	406	CLR	C4-C5-C10	6.22	124.39	116.42
2	A	406	CLR	C9-C10-C5	-6.02	100.85	109.65
2	A	402	CLR	C9-C10-C5	-6.00	100.88	109.65
2	B	403	CLR	C9-C10-C5	-6.00	100.88	109.65
2	A	402	CLR	C10-C5-C6	-5.76	114.51	122.93
2	B	403	CLR	C10-C5-C6	-5.76	114.51	122.93
2	A	406	CLR	C10-C5-C6	-5.75	114.54	122.93
2	A	402	CLR	C1-C10-C9	5.68	116.25	108.74
2	B	403	CLR	C1-C10-C9	5.68	116.25	108.74
2	A	406	CLR	C1-C10-C9	5.67	116.24	108.74
2	A	402	CLR	C13-C17-C20	-5.65	110.78	119.50
2	A	406	CLR	C13-C17-C20	-5.65	110.78	119.50

Continued on next page...

Continued from previous page...

Mol	Chain	Res	Type	Atoms	Z	Observed(^{o})	Ideal(^{o})
2	B	403	CLR	C13-C17-C20	-5.64	110.79	119.50
2	D	402	CLR	C12-C13-C14	-5.48	99.05	107.25
2	C	401	CLR	C13-C14-C8	-5.39	106.76	114.41
2	B	401	CLR	C13-C14-C8	-5.38	106.78	114.41
2	A	405	CLR	C13-C14-C8	-5.35	106.82	114.41
2	D	401	CLR	C13-C14-C8	-5.32	106.86	114.41
2	B	401	CLR	C8-C7-C6	-5.31	105.40	112.76
2	D	401	CLR	C8-C7-C6	-5.28	105.45	112.76
2	C	401	CLR	C8-C7-C6	-5.25	105.49	112.76
2	A	405	CLR	C8-C7-C6	-5.23	105.51	112.76
2	A	402	CLR	C13-C14-C8	-5.04	107.26	114.41
2	B	403	CLR	C13-C14-C8	-5.03	107.27	114.41
2	D	402	CLR	C16-C17-C20	-5.03	104.57	112.18
2	A	406	CLR	C13-C14-C8	-5.02	107.29	114.41
2	D	401	CLR	C1-C10-C5	-4.62	100.77	108.74
2	A	405	CLR	C1-C10-C5	-4.62	100.78	108.74
2	C	401	CLR	C1-C10-C5	-4.61	100.79	108.74
2	B	401	CLR	C1-C10-C5	-4.54	100.92	108.74
2	A	402	CLR	C8-C7-C6	-4.23	106.90	112.76
2	C	401	CLR	C1-C10-C9	4.21	114.31	108.74
2	A	405	CLR	C1-C10-C9	4.21	114.31	108.74
2	A	406	CLR	C8-C7-C6	-4.21	106.93	112.76
2	B	403	CLR	C8-C7-C6	-4.21	106.93	112.76
2	D	401	CLR	C1-C10-C9	4.21	114.30	108.74
2	B	401	CLR	C1-C10-C9	4.15	114.23	108.74
2	A	405	CLR	C11-C9-C10	-4.12	108.00	113.08
2	D	401	CLR	C11-C9-C10	-4.09	108.05	113.08
2	C	401	CLR	C11-C9-C10	-4.09	108.05	113.08
2	B	401	CLR	C11-C9-C10	-4.07	108.07	113.08
2	A	402	CLR	C16-C17-C13	-3.98	99.16	103.84
2	A	406	CLR	C16-C17-C13	-3.98	99.16	103.84
2	B	403	CLR	C16-C17-C13	-3.94	99.21	103.84
2	A	402	CLR	C12-C11-C9	-3.90	106.50	113.14
2	B	403	CLR	C12-C11-C9	-3.90	106.50	113.14
2	A	406	CLR	C12-C11-C9	-3.89	106.53	113.14
2	D	401	CLR	C17-C13-C14	3.82	104.48	100.10
2	C	401	CLR	C18-C13-C17	-3.81	104.77	111.68
2	B	401	CLR	C18-C13-C17	-3.80	104.79	111.68
2	A	405	CLR	C18-C13-C17	-3.79	104.80	111.68
2	D	401	CLR	C18-C13-C17	-3.79	104.80	111.68
2	B	401	CLR	C17-C13-C14	3.78	104.44	100.10
2	A	405	CLR	C17-C13-C14	3.78	104.44	100.10

Continued on next page...

Continued from previous page...

Mol	Chain	Res	Type	Atoms	Z	Observed(^{o})	Ideal(^{o})
2	C	401	CLR	C17-C13-C14	3.77	104.43	100.10
2	D	404	CLR	C16-C17-C20	-3.77	106.48	112.18
2	A	403	CLR	C16-C17-C20	-3.76	106.49	112.18
2	D	402	CLR	C9-C10-C5	3.75	115.14	109.65
2	B	404	CLR	C16-C17-C20	-3.71	106.57	112.18
2	C	403	CLR	C16-C17-C20	-3.70	106.58	112.18
2	D	402	CLR	C11-C9-C8	-3.66	106.67	111.78
2	D	401	CLR	C19-C10-C9	-3.53	107.70	111.66
2	A	406	CLR	C11-C12-C13	-3.52	106.80	112.74
2	C	401	CLR	C19-C10-C9	-3.52	107.71	111.66
2	D	402	CLR	C14-C8-C9	-3.52	104.49	109.09
2	B	401	CLR	C19-C10-C9	-3.52	107.71	111.66
2	A	405	CLR	C19-C10-C9	-3.51	107.73	111.66
2	A	402	CLR	C11-C12-C13	-3.50	106.83	112.74
2	B	403	CLR	C11-C12-C13	-3.48	106.86	112.74
2	B	403	CLR	C15-C14-C13	-3.44	99.79	103.84
2	D	402	CLR	C7-C8-C14	3.41	115.77	110.93
2	B	402	CLR	C11-C12-C13	-3.41	106.99	112.74
2	A	402	CLR	C15-C14-C13	-3.40	99.84	103.84
2	A	406	CLR	C15-C14-C13	-3.40	99.84	103.84
2	D	403	CLR	C11-C12-C13	-3.40	107.01	112.74
2	C	402	CLR	C11-C12-C13	-3.37	107.05	112.74
2	C	401	CLR	C9-C10-C5	3.37	114.59	109.65
2	B	401	CLR	C9-C10-C5	3.36	114.58	109.65
2	D	401	CLR	C9-C10-C5	3.36	114.57	109.65
2	A	402	CLR	C2-C1-C10	-3.35	105.66	112.78
2	A	406	CLR	C2-C1-C10	-3.35	105.66	112.78
2	B	403	CLR	C2-C1-C10	-3.35	105.66	112.78
2	A	405	CLR	C9-C10-C5	3.34	114.55	109.65
2	A	401	CLR	C11-C12-C13	-3.32	107.15	112.74
2	D	401	CLR	C2-C1-C10	-3.29	105.78	112.78
2	A	405	CLR	C2-C1-C10	-3.24	105.89	112.78
2	C	401	CLR	C2-C1-C10	-3.24	105.89	112.78
2	B	401	CLR	C2-C1-C10	-3.24	105.89	112.78
2	A	406	CLR	C18-C13-C14	-3.21	105.85	111.68
2	C	402	CLR	C8-C7-C6	-3.19	108.34	112.76
2	B	402	CLR	C8-C7-C6	-3.19	108.34	112.76
2	B	403	CLR	C18-C13-C14	-3.19	105.90	111.68
2	B	402	CLR	C1-C10-C5	-3.18	103.25	108.74
2	A	402	CLR	C18-C13-C14	-3.18	105.91	111.68
2	A	401	CLR	C1-C10-C5	-3.16	103.29	108.74
2	D	403	CLR	C1-C10-C5	-3.16	103.30	108.74

Continued on next page...

Continued from previous page...

Mol	Chain	Res	Type	Atoms	Z	Observed(^{o})	Ideal(^{o})
2	D	403	CLR	C8-C7-C6	-3.14	108.41	112.76
2	C	403	CLR	C11-C9-C8	-3.14	107.40	111.78
2	C	403	CLR	C13-C14-C8	-3.13	109.97	114.41
2	A	403	CLR	C13-C14-C8	-3.13	109.97	114.41
2	C	402	CLR	C1-C10-C5	-3.13	103.35	108.74
2	B	404	CLR	C13-C14-C8	-3.13	109.97	114.41
2	B	404	CLR	C11-C9-C8	-3.13	107.42	111.78
2	A	403	CLR	C11-C9-C8	-3.10	107.45	111.78
2	D	402	CLR	C7-C6-C5	-3.10	119.78	125.02
2	D	402	CLR	C11-C12-C13	-3.10	107.51	112.74
2	A	401	CLR	C8-C7-C6	-3.08	108.49	112.76
2	D	404	CLR	C13-C14-C8	-3.07	110.05	114.41
2	D	404	CLR	C11-C9-C8	-3.07	107.50	111.78
2	A	403	CLR	C4-C5-C6	-3.05	116.44	120.57
2	B	404	CLR	C4-C5-C6	-3.04	116.44	120.57
2	C	403	CLR	C4-C5-C6	-3.03	116.46	120.57
2	D	404	CLR	C4-C5-C6	-3.02	116.48	120.57
2	A	401	CLR	C3-C4-C5	-3.01	107.25	112.05
2	B	402	CLR	C3-C4-C5	-3.00	107.27	112.05
2	B	402	CLR	C13-C14-C8	-3.00	110.16	114.41
2	D	402	CLR	C13-C17-C20	-2.99	114.88	119.50
2	D	403	CLR	C13-C14-C8	-2.98	110.19	114.41
2	D	403	CLR	C3-C4-C5	-2.97	107.32	112.05
2	C	402	CLR	C3-C4-C5	-2.97	107.33	112.05
2	C	403	CLR	C1-C10-C9	2.97	112.66	108.74
2	C	402	CLR	C13-C14-C8	-2.96	110.21	114.41
2	D	404	CLR	C1-C10-C9	2.95	112.65	108.74
2	B	404	CLR	C1-C10-C9	2.95	112.64	108.74
2	A	401	CLR	C13-C14-C8	-2.93	110.25	114.41
2	A	403	CLR	C1-C10-C9	2.93	112.61	108.74
2	D	404	CLR	C1-C10-C5	-2.82	103.88	108.74
2	C	403	CLR	C1-C10-C5	-2.79	103.94	108.74
2	A	402	CLR	C16-C17-C20	2.78	116.39	112.18
2	A	406	CLR	C16-C17-C20	2.78	116.39	112.18
2	B	403	CLR	C16-C17-C20	2.77	116.38	112.18
2	A	403	CLR	C1-C10-C5	-2.77	103.97	108.74
2	D	403	CLR	C2-C3-C4	-2.75	106.42	110.29
2	D	402	CLR	C21-C20-C17	2.75	117.00	112.88
2	B	404	CLR	C1-C10-C5	-2.73	104.03	108.74
2	B	403	CLR	C17-C13-C14	2.73	103.23	100.10
2	A	402	CLR	C17-C13-C14	2.72	103.22	100.10
2	A	406	CLR	C17-C13-C14	2.72	103.22	100.10

Continued on next page...

Continued from previous page...

Mol	Chain	Res	Type	Atoms	Z	Observed(^{o})	Ideal(^{o})
2	C	402	CLR	C2-C3-C4	-2.72	106.46	110.29
2	B	402	CLR	C2-C3-C4	-2.72	106.47	110.29
2	A	401	CLR	C2-C3-C4	-2.71	106.47	110.29
2	D	403	CLR	C16-C17-C20	-2.71	108.07	112.18
2	B	402	CLR	C17-C13-C14	2.71	103.21	100.10
2	A	401	CLR	C16-C17-C20	-2.70	108.09	112.18
2	B	404	CLR	C2-C1-C10	-2.70	107.04	112.78
2	C	402	CLR	C16-C17-C20	-2.69	108.10	112.18
2	D	402	CLR	C12-C11-C9	2.69	117.71	113.14
2	A	401	CLR	C17-C13-C14	2.69	103.19	100.10
2	A	403	CLR	C2-C1-C10	-2.69	107.06	112.78
2	C	402	CLR	C17-C13-C14	2.69	103.18	100.10
2	C	403	CLR	C2-C1-C10	-2.67	107.09	112.78
2	D	403	CLR	C17-C13-C14	2.67	103.16	100.10
2	B	402	CLR	C16-C17-C20	-2.64	108.18	112.18
2	A	406	CLR	C18-C13-C12	2.64	114.49	110.61
2	A	402	CLR	C7-C6-C5	-2.63	120.57	125.02
2	A	406	CLR	C7-C6-C5	-2.63	120.57	125.02
2	B	403	CLR	C7-C6-C5	-2.63	120.58	125.02
2	D	404	CLR	C2-C1-C10	-2.63	107.19	112.78
2	D	402	CLR	C1-C2-C3	-2.63	107.00	110.48
2	D	404	CLR	C11-C12-C13	-2.62	108.33	112.74
2	A	402	CLR	C18-C13-C12	2.61	114.46	110.61
2	B	403	CLR	C18-C13-C12	2.61	114.46	110.61
2	C	403	CLR	C11-C12-C13	-2.61	108.34	112.74
2	A	403	CLR	C7-C8-C9	2.60	112.73	109.72
2	B	404	CLR	C7-C8-C9	2.60	112.73	109.72
2	C	403	CLR	C7-C8-C9	2.60	112.73	109.72
2	D	402	CLR	C11-C9-C10	-2.60	109.89	113.08
2	B	404	CLR	C11-C12-C13	-2.58	108.38	112.74
2	D	404	CLR	C7-C8-C9	2.57	112.69	109.72
2	A	403	CLR	C11-C12-C13	-2.57	108.41	112.74
2	D	402	CLR	C4-C5-C10	2.56	119.70	116.42
2	B	401	CLR	C10-C9-C8	-2.51	109.05	112.71
2	C	401	CLR	C10-C9-C8	-2.50	109.05	112.71
2	D	401	CLR	C10-C9-C8	-2.49	109.07	112.71
2	B	402	CLR	C9-C10-C5	2.48	113.29	109.65
2	C	402	CLR	C9-C10-C5	2.48	113.28	109.65
2	A	405	CLR	C10-C9-C8	-2.48	109.09	112.71
2	D	401	CLR	C2-C3-C4	-2.47	106.81	110.29
2	A	405	CLR	C2-C3-C4	-2.46	106.83	110.29
2	B	401	CLR	C2-C3-C4	-2.46	106.83	110.29

Continued on next page...

Continued from previous page...

Mol	Chain	Res	Type	Atoms	Z	Observed(^{o})	Ideal(^{o})
2	A	401	CLR	C18-C13-C12	-2.45	106.99	110.61
2	C	401	CLR	C2-C3-C4	-2.45	106.85	110.29
2	D	403	CLR	C9-C10-C5	2.45	113.23	109.65
2	B	402	CLR	C18-C13-C12	-2.44	107.00	110.61
2	C	402	CLR	C18-C13-C12	-2.44	107.01	110.61
2	A	401	CLR	C9-C10-C5	2.43	113.21	109.65
2	C	401	CLR	C7-C6-C5	-2.42	120.94	125.02
2	D	401	CLR	C7-C6-C5	-2.42	120.94	125.02
2	B	401	CLR	C18-C13-C14	-2.41	107.30	111.68
2	D	403	CLR	C18-C13-C12	-2.41	107.05	110.61
2	D	401	CLR	C18-C13-C14	-2.41	107.31	111.68
2	A	405	CLR	C18-C13-C14	-2.40	107.32	111.68
2	D	404	CLR	C17-C13-C14	2.40	102.85	100.10
2	B	401	CLR	C7-C6-C5	-2.40	120.97	125.02
2	D	402	CLR	C22-C20-C17	-2.39	105.37	110.33
2	A	405	CLR	C7-C6-C5	-2.39	120.98	125.02
2	C	401	CLR	C15-C14-C8	-2.38	115.30	119.10
2	D	401	CLR	C15-C14-C8	-2.38	115.30	119.10
2	C	401	CLR	C18-C13-C14	-2.38	107.36	111.68
2	B	404	CLR	C17-C13-C14	2.38	102.83	100.10
2	B	401	CLR	C15-C14-C8	-2.38	115.30	119.10
2	B	404	CLR	C19-C10-C9	-2.37	109.00	111.66
2	C	403	CLR	C17-C13-C14	2.37	102.82	100.10
2	A	403	CLR	C17-C13-C14	2.37	102.81	100.10
2	A	403	CLR	C19-C10-C9	-2.37	109.00	111.66
2	D	402	CLR	C8-C7-C6	-2.36	109.49	112.76
2	A	405	CLR	C15-C14-C8	-2.36	115.33	119.10
2	D	404	CLR	C4-C5-C10	2.34	119.42	116.42
2	C	403	CLR	C19-C10-C9	-2.34	109.03	111.66
2	B	404	CLR	C4-C5-C10	2.32	119.40	116.42
2	D	404	CLR	C19-C10-C9	-2.32	109.06	111.66
2	A	403	CLR	C4-C5-C10	2.30	119.37	116.42
2	C	403	CLR	C4-C5-C10	2.27	119.33	116.42
2	A	401	CLR	C2-C1-C10	-2.26	107.97	112.78
2	A	402	CLR	C18-C13-C17	-2.26	107.59	111.68
2	B	402	CLR	C2-C1-C10	-2.25	107.99	112.78
2	B	403	CLR	C18-C13-C17	-2.25	107.60	111.68
2	A	406	CLR	C18-C13-C17	-2.25	107.60	111.68
2	D	403	CLR	C2-C1-C10	-2.24	108.01	112.78
2	C	402	CLR	C2-C1-C10	-2.24	108.01	112.78
2	B	402	CLR	C11-C9-C8	-2.22	108.68	111.78
2	A	401	CLR	C11-C9-C8	-2.19	108.72	111.78

Continued on next page...

Continued from previous page...

Mol	Chain	Res	Type	Atoms	Z	Observed(^{o})	Ideal(^{o})
2	D	403	CLR	C11-C9-C8	-2.19	108.73	111.78
2	C	402	CLR	C11-C9-C8	-2.18	108.74	111.78
2	C	403	CLR	C13-C17-C20	-2.15	116.17	119.50
2	A	403	CLR	C15-C14-C8	-2.14	115.68	119.10
2	B	404	CLR	C15-C14-C8	-2.14	115.68	119.10
2	B	404	CLR	C13-C17-C20	-2.14	116.19	119.50
2	C	403	CLR	C15-C14-C8	-2.13	115.69	119.10
2	D	404	CLR	C13-C17-C20	-2.13	116.20	119.50
2	B	401	CLR	C18-C13-C12	2.13	113.75	110.61
2	D	402	CLR	C19-C10-C9	-2.13	109.27	111.66
2	A	403	CLR	C13-C17-C20	-2.13	116.20	119.50
2	B	402	CLR	C1-C10-C9	2.12	111.55	108.74
2	D	404	CLR	C15-C14-C8	-2.12	115.72	119.10
2	C	401	CLR	C18-C13-C12	2.11	113.71	110.61
2	A	405	CLR	C18-C13-C12	2.10	113.70	110.61
2	A	406	CLR	C1-C2-C3	-2.08	107.72	110.48
2	A	401	CLR	C1-C10-C9	2.08	111.49	108.74
2	D	401	CLR	C18-C13-C12	2.07	113.66	110.61
2	A	402	CLR	C1-C2-C3	-2.07	107.74	110.48
2	B	403	CLR	C1-C2-C3	-2.07	107.74	110.48
2	C	402	CLR	C1-C10-C9	2.07	111.47	108.74
2	D	402	CLR	C2-C3-C4	-2.06	107.39	110.29
2	D	403	CLR	C1-C10-C9	2.06	111.46	108.74
2	D	404	CLR	C9-C10-C5	2.05	112.66	109.65
2	D	403	CLR	C16-C17-C13	2.04	106.25	103.84
2	A	403	CLR	C9-C10-C5	2.04	112.64	109.65
2	B	404	CLR	C9-C10-C5	2.04	112.63	109.65
2	C	402	CLR	C16-C17-C13	2.02	106.21	103.84
2	A	401	CLR	C16-C17-C13	2.01	106.21	103.84
2	C	403	CLR	C9-C10-C5	2.01	112.59	109.65

There are no chirality outliers.

All (85) torsion outliers are listed below:

Mol	Chain	Res	Type	Atoms
2	A	401	CLR	C21-C20-C22-C23
2	B	402	CLR	C21-C20-C22-C23
2	C	402	CLR	C21-C20-C22-C23
2	D	403	CLR	C21-C20-C22-C23
2	A	402	CLR	C13-C17-C20-C21
2	A	406	CLR	C13-C17-C20-C21
2	B	403	CLR	C13-C17-C20-C21

Continued on next page...

Continued from previous page...

Mol	Chain	Res	Type	Atoms
2	A	402	CLR	C13-C17-C20-C22
2	A	406	CLR	C13-C17-C20-C22
2	B	403	CLR	C13-C17-C20-C22
2	B	402	CLR	C17-C20-C22-C23
2	A	401	CLR	C17-C20-C22-C23
2	C	402	CLR	C17-C20-C22-C23
2	D	403	CLR	C17-C20-C22-C23
2	D	402	CLR	C22-C23-C24-C25
2	A	403	CLR	C17-C20-C22-C23
2	B	404	CLR	C17-C20-C22-C23
2	C	403	CLR	C17-C20-C22-C23
2	D	404	CLR	C17-C20-C22-C23
2	A	404	CLR	C22-C23-C24-C25
2	B	405	CLR	C22-C23-C24-C25
2	C	404	CLR	C22-C23-C24-C25
2	D	405	CLR	C22-C23-C24-C25
2	A	402	CLR	C22-C23-C24-C25
2	A	406	CLR	C22-C23-C24-C25
2	B	403	CLR	C22-C23-C24-C25
2	A	402	CLR	C20-C22-C23-C24
2	A	406	CLR	C20-C22-C23-C24
2	B	403	CLR	C20-C22-C23-C24
2	A	405	CLR	C13-C17-C20-C22
2	B	401	CLR	C13-C17-C20-C22
2	C	401	CLR	C13-C17-C20-C22
2	D	401	CLR	C13-C17-C20-C22
2	A	405	CLR	C13-C17-C20-C21
2	B	401	CLR	C13-C17-C20-C21
2	C	401	CLR	C13-C17-C20-C21
2	D	401	CLR	C13-C17-C20-C21
2	A	405	CLR	C23-C24-C25-C27
2	B	401	CLR	C23-C24-C25-C27
2	C	401	CLR	C23-C24-C25-C27
2	D	401	CLR	C23-C24-C25-C27
2	C	401	CLR	C23-C24-C25-C26
2	A	405	CLR	C23-C24-C25-C26
2	D	401	CLR	C23-C24-C25-C26
2	C	403	CLR	C21-C20-C22-C23
2	B	401	CLR	C23-C24-C25-C26
2	A	403	CLR	C21-C20-C22-C23
2	D	404	CLR	C21-C20-C22-C23
2	A	402	CLR	C16-C17-C20-C21

Continued on next page...

Continued from previous page...

Mol	Chain	Res	Type	Atoms
2	A	406	CLR	C16-C17-C20-C21
2	B	403	CLR	C16-C17-C20-C21
2	B	404	CLR	C21-C20-C22-C23
2	A	402	CLR	C16-C17-C20-C22
2	A	406	CLR	C16-C17-C20-C22
2	B	403	CLR	C16-C17-C20-C22
2	B	401	CLR	C16-C17-C20-C21
2	A	405	CLR	C16-C17-C20-C21
2	D	401	CLR	C16-C17-C20-C21
2	C	401	CLR	C16-C17-C20-C21
2	A	405	CLR	C16-C17-C20-C22
2	C	401	CLR	C16-C17-C20-C22
2	D	401	CLR	C16-C17-C20-C22
2	B	402	CLR	C13-C17-C20-C21
2	B	401	CLR	C16-C17-C20-C22
2	A	401	CLR	C13-C17-C20-C21
2	C	402	CLR	C13-C17-C20-C21
2	D	403	CLR	C13-C17-C20-C21
2	A	404	CLR	C23-C24-C25-C27
2	B	405	CLR	C23-C24-C25-C27
2	C	404	CLR	C23-C24-C25-C27
2	D	405	CLR	C23-C24-C25-C27
2	B	402	CLR	C13-C17-C20-C22
2	A	401	CLR	C13-C17-C20-C22
2	C	402	CLR	C13-C17-C20-C22
2	D	403	CLR	C13-C17-C20-C22
2	B	402	CLR	C16-C17-C20-C22
2	A	404	CLR	C20-C22-C23-C24
2	B	405	CLR	C20-C22-C23-C24
2	C	404	CLR	C20-C22-C23-C24
2	D	405	CLR	C20-C22-C23-C24
2	D	402	CLR	C23-C24-C25-C26
2	D	402	CLR	C13-C17-C20-C21
2	C	402	CLR	C16-C17-C20-C22
2	A	401	CLR	C16-C17-C20-C22
2	D	403	CLR	C16-C17-C20-C22

There are no ring outliers.

20 monomers are involved in 151 short contacts:

Mol	Chain	Res	Type	Clashes	Symm-Clashes
2	D	402	CLR	23	0

Continued on next page...

Continued from previous page...

Mol	Chain	Res	Type	Clashes	Symm-Clashes
2	D	405	CLR	4	0
2	C	401	CLR	10	0
2	D	401	CLR	13	0
2	C	403	CLR	3	0
2	D	404	CLR	5	0
2	A	403	CLR	4	0
2	C	402	CLR	3	0
2	A	401	CLR	3	0
2	C	404	CLR	4	0
2	B	403	CLR	11	0
2	A	404	CLR	4	0
2	B	401	CLR	13	0
2	D	403	CLR	3	0
2	A	405	CLR	14	0
2	A	406	CLR	11	0
2	B	404	CLR	4	0
2	B	402	CLR	4	0
2	B	405	CLR	3	0
2	A	402	CLR	12	0

The following is a two-dimensional graphical depiction of Mogul quality analysis of bond lengths, bond angles, torsion angles, and ring geometry for all instances of the Ligand of Interest. In addition, ligands with molecular weight > 250 and outliers as shown on the validation Tables will also be included. For torsion angles, if less then 5% of the Mogul distribution of torsion angles is within 10 degrees of the torsion angle in question, then that torsion angle is considered an outlier. Any bond that is central to one or more torsion angles identified as an outlier by Mogul will be highlighted in the graph. For rings, the root-mean-square deviation (RMSD) between the ring in question and similar rings identified by Mogul is calculated over all ring torsion angles. If the average RMSD is greater than 60 degrees and the minimal RMSD between the ring in question and any Mogul-identified rings is also greater than 60 degrees, then that ring is considered an outlier. The outliers are highlighted in purple. The color gray indicates Mogul did not find sufficient equivalents in the CSD to analyse the geometry.

Ligand CLR D 402

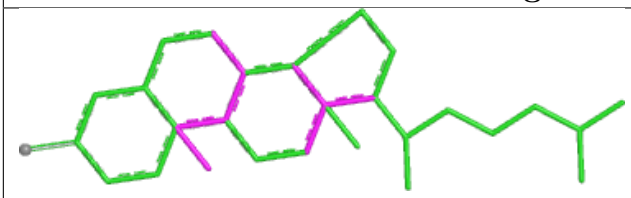
Bond lengths

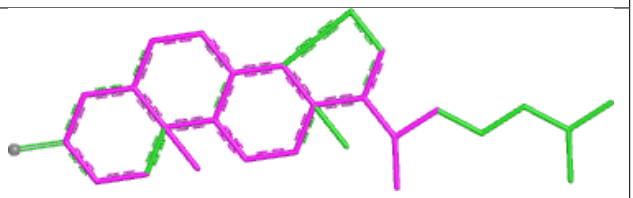
Bond angles

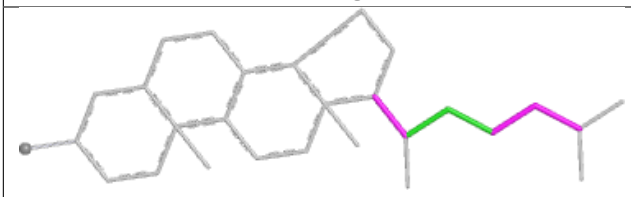
Torsions

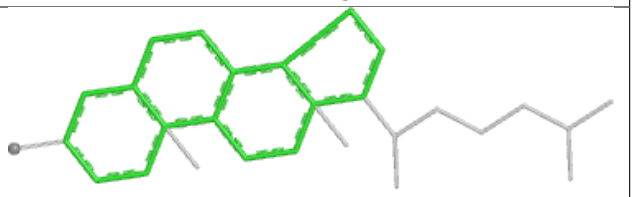
Rings

Ligand CLR D 405

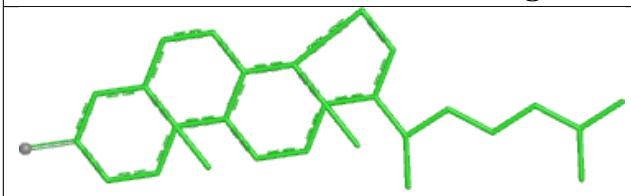
Bond lengths

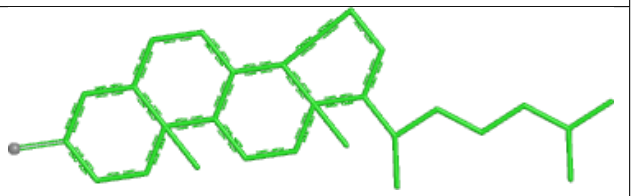
Bond angles

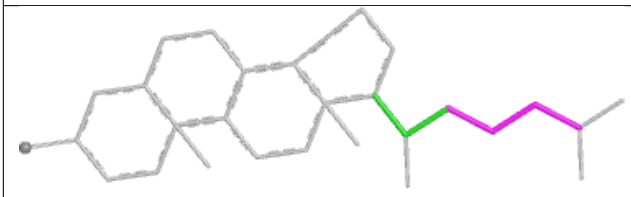
Torsions

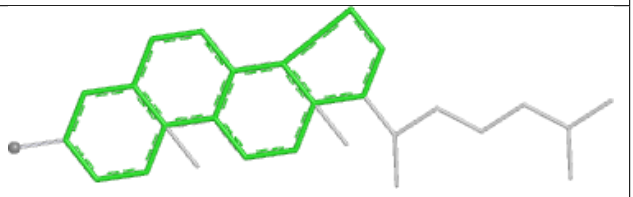
Rings

Ligand CLR C 401

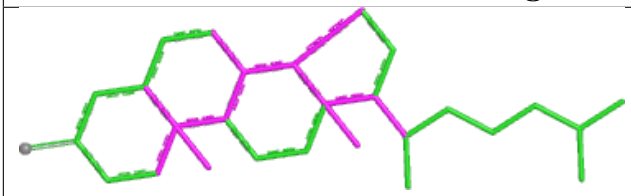
Bond lengths

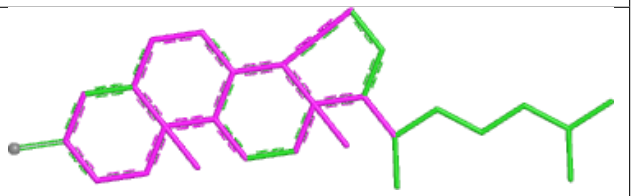
Bond angles

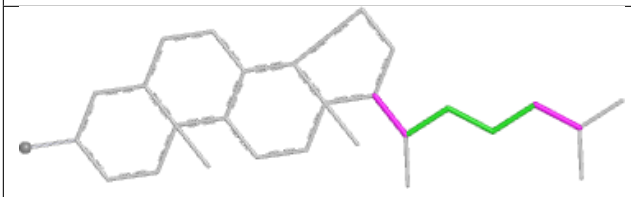
Torsions

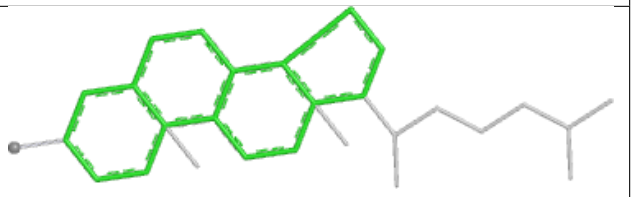
Rings

Ligand CLR D 401

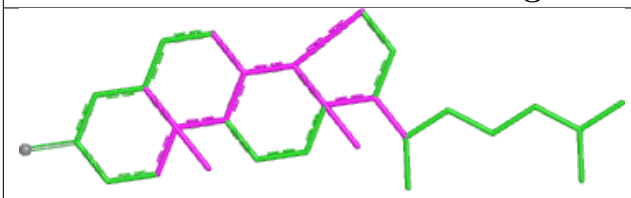

Bond lengths

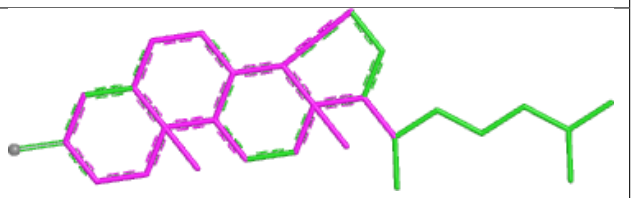

Bond angles

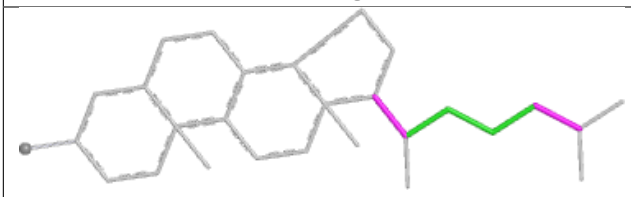

Torsions

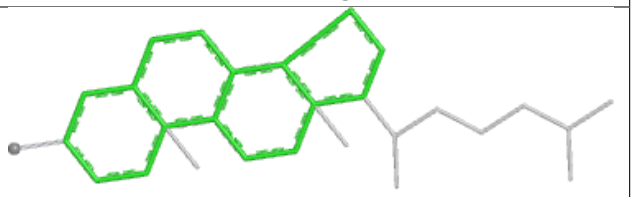

Rings

Ligand CLR C 403

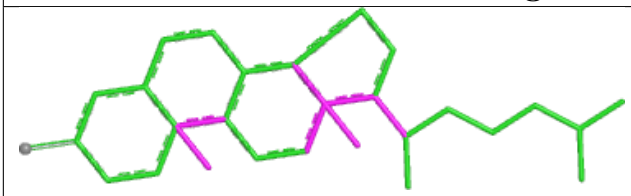

Bond lengths

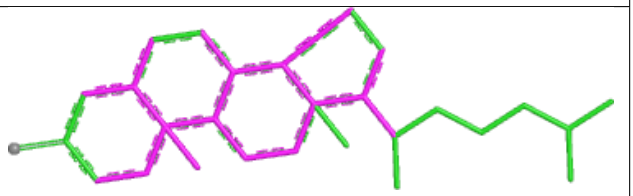

Bond angles

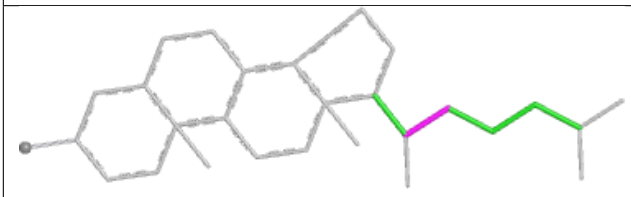

Torsions

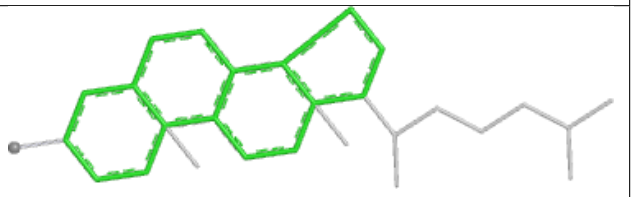

Rings

Ligand CLR D 404

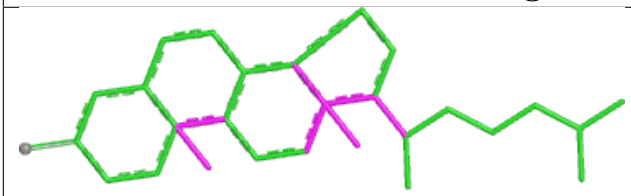

Bond lengths

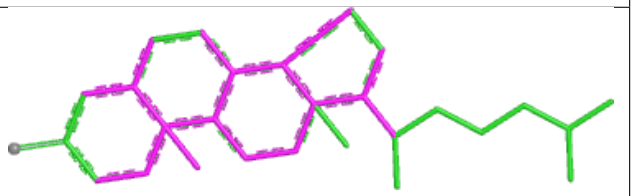

Bond angles

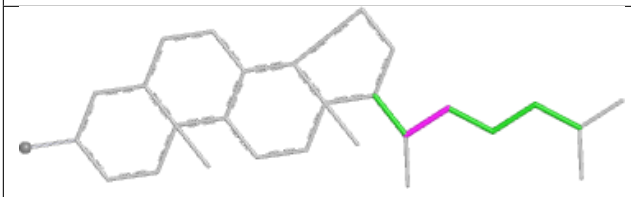

Torsions

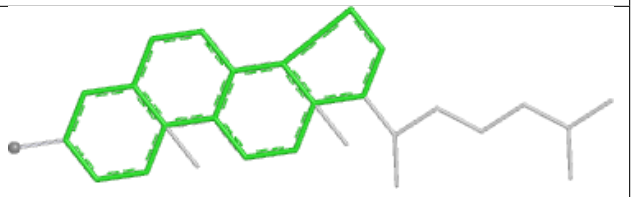

Rings

Ligand CLR A 403

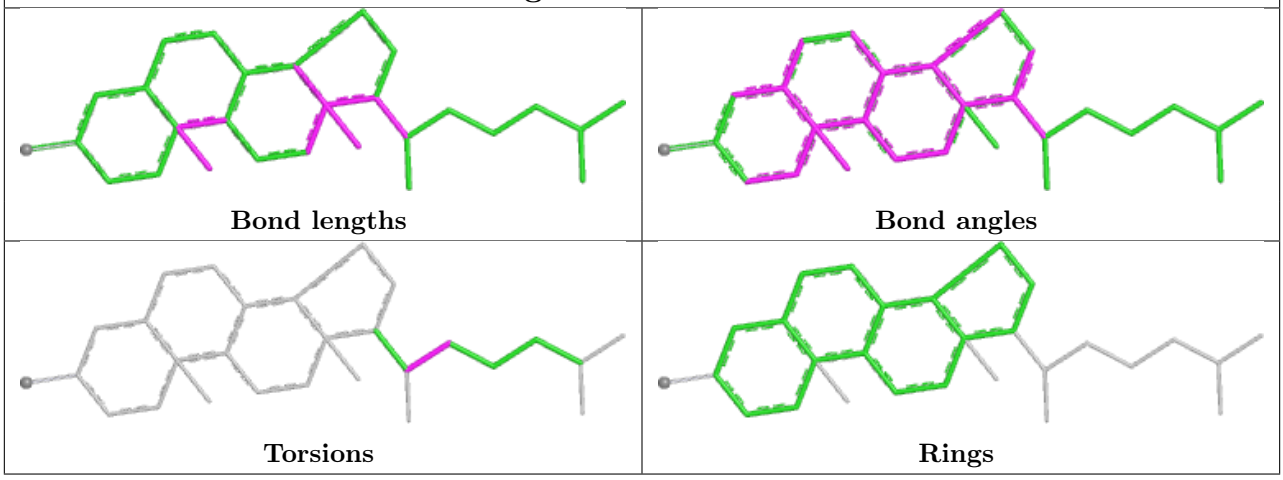

Ligand CLR C 402

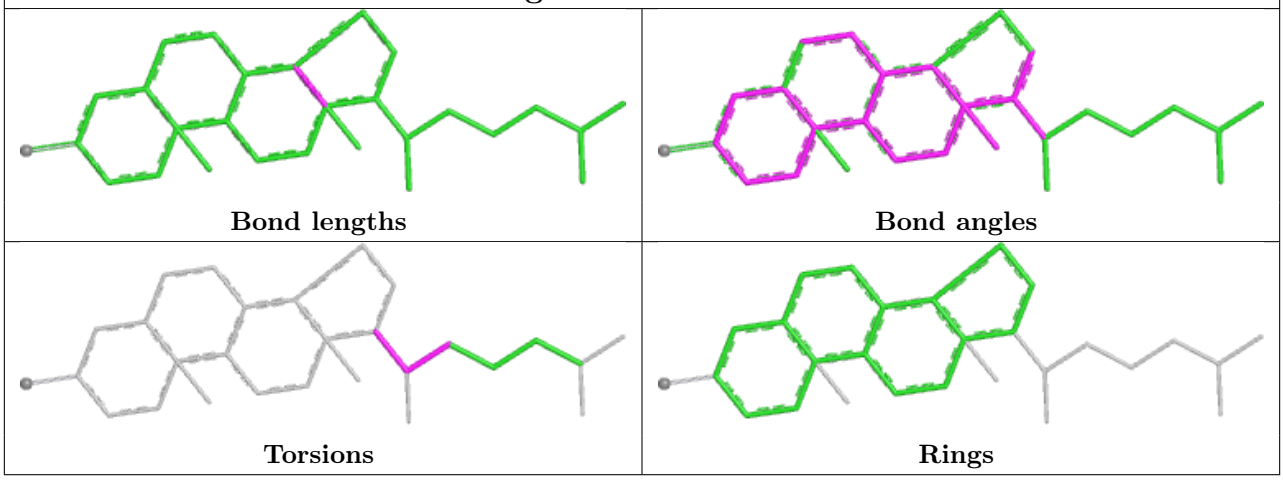

Ligand CLR A 401

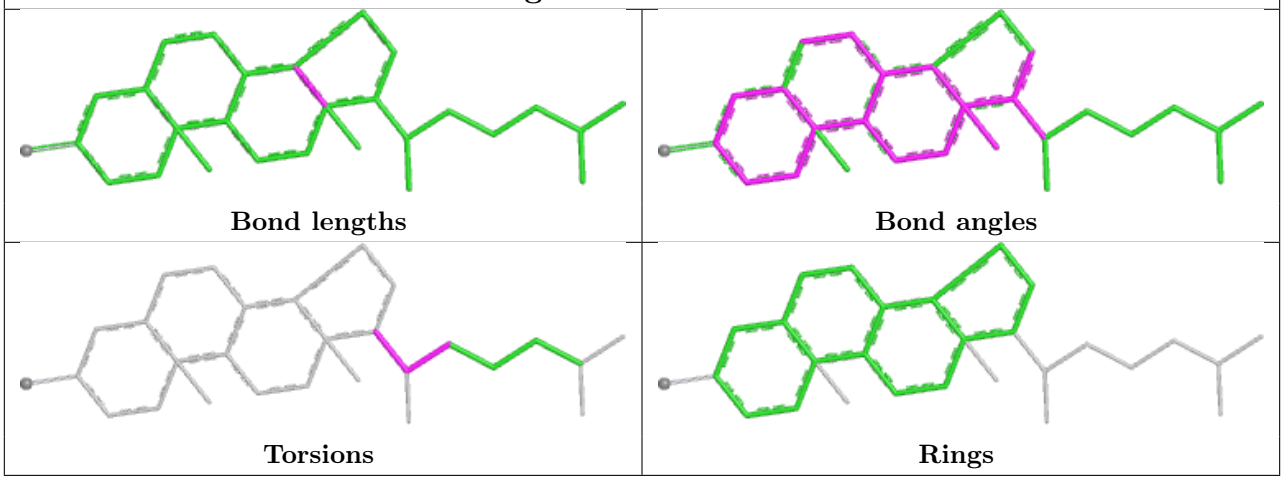

Ligand CLR C 404

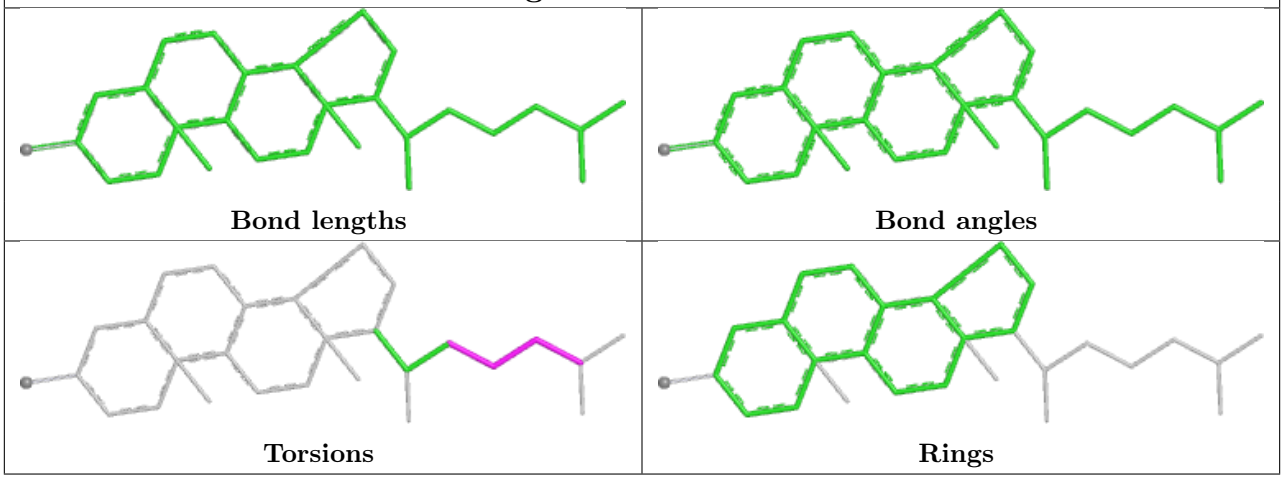

Ligand CLR B 403

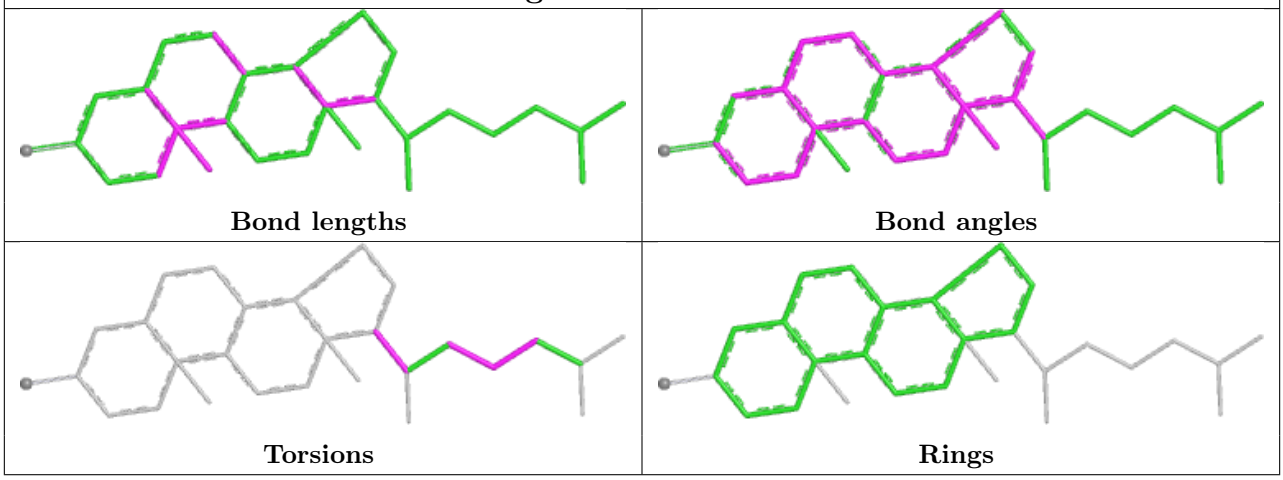

Ligand CLR A 404

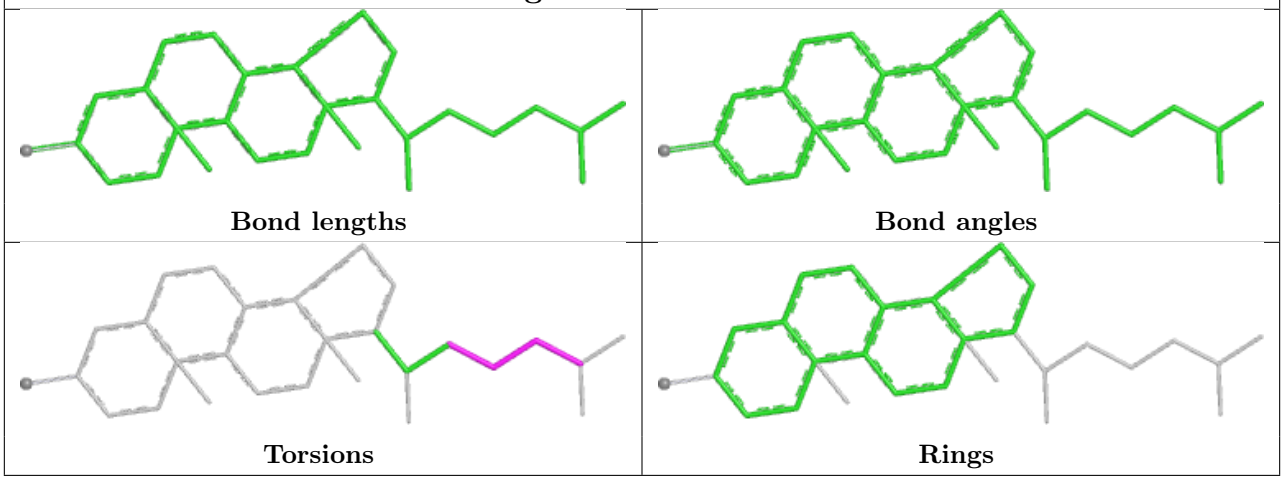

Ligand CLR B 401

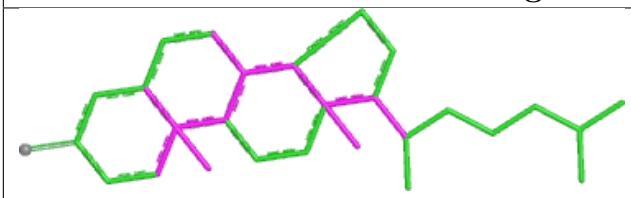

Bond lengths

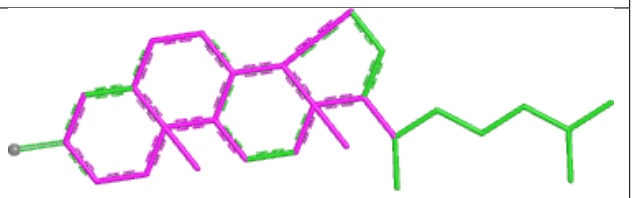

Bond angles

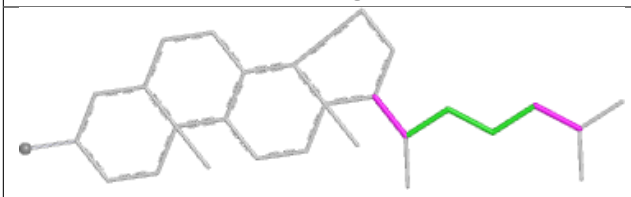

Torsions

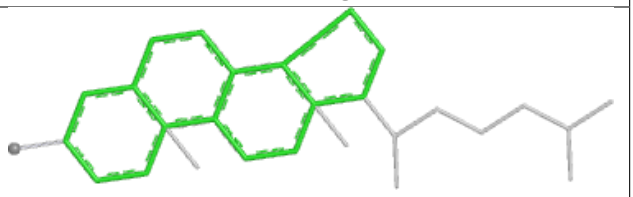

Rings

Ligand CLR D 403

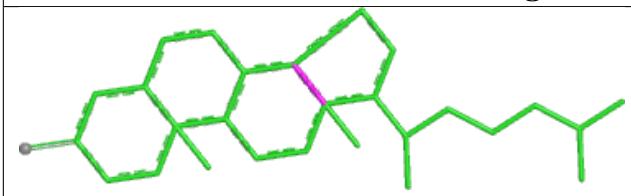

Bond lengths

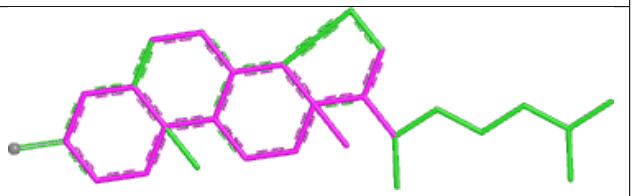

Bond angles

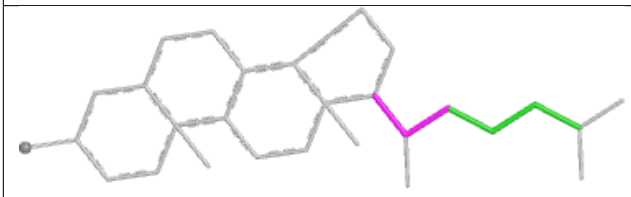

Torsions

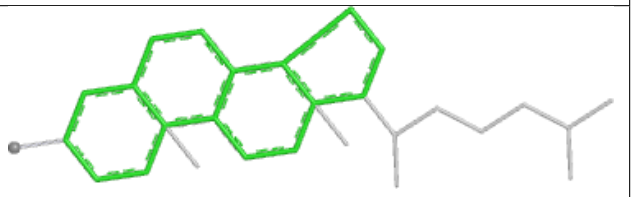

Rings

Ligand CLR A 405

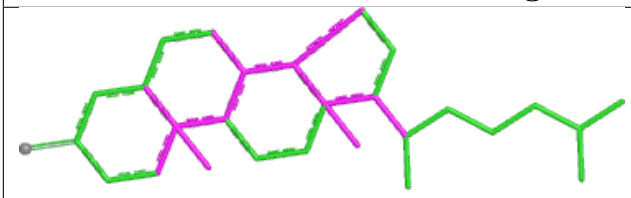

Bond lengths

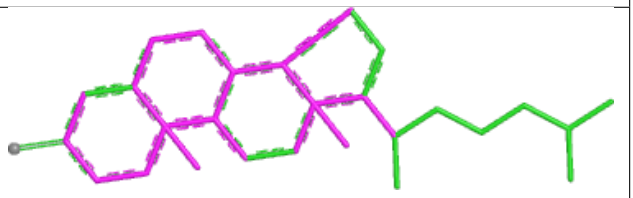

Bond angles

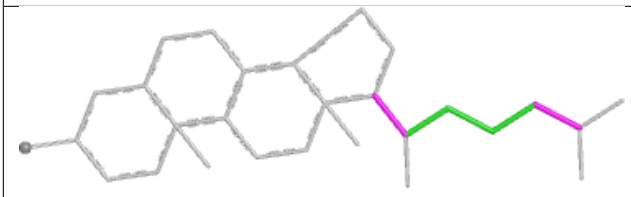

Torsions

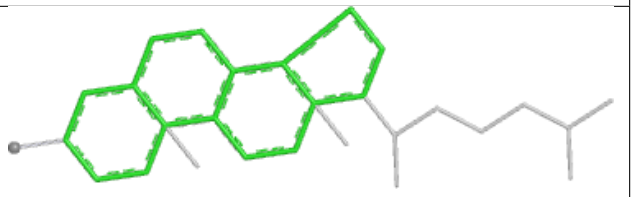

Rings

Ligand CLR A 406

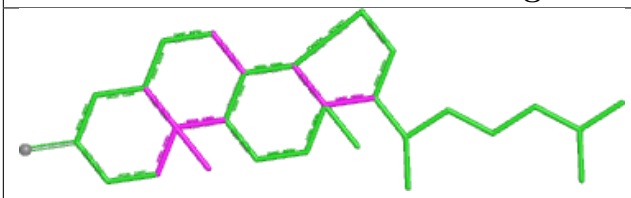

Bond lengths

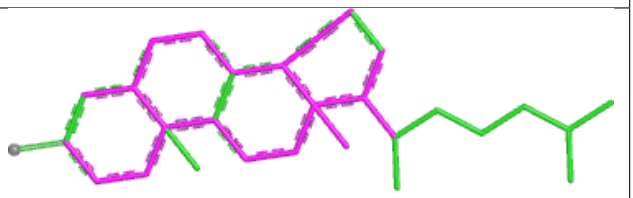

Bond angles

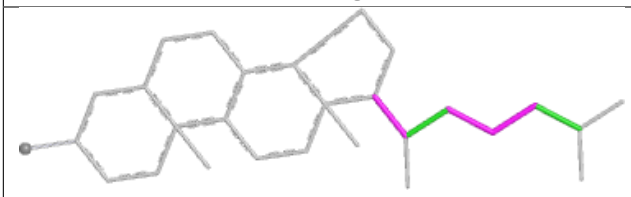

Torsions

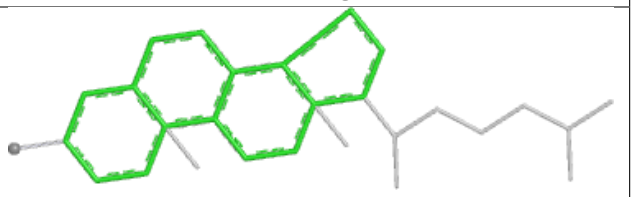

Rings

Ligand CLR B 404

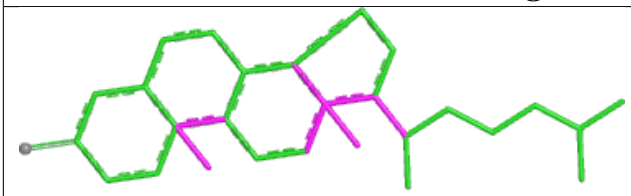

Bond lengths

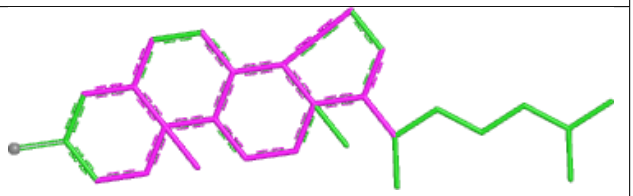

Bond angles

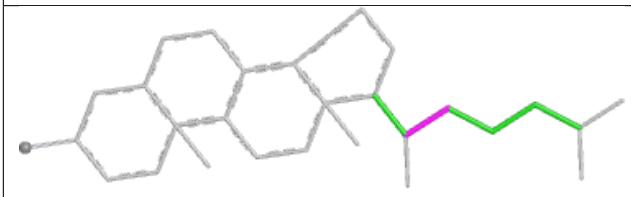

Torsions

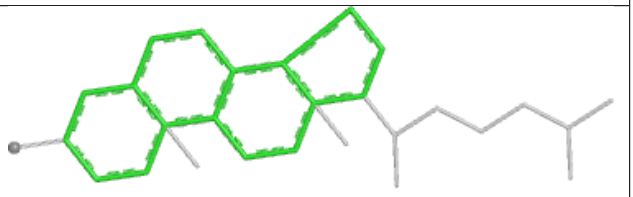

Rings

Ligand CLR B 402

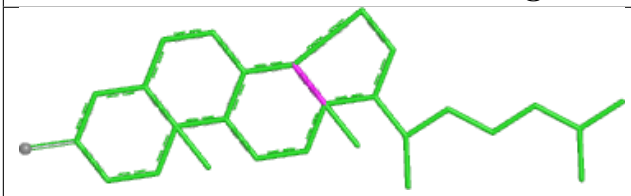

Bond lengths

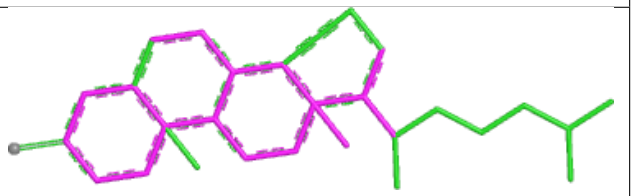

Bond angles

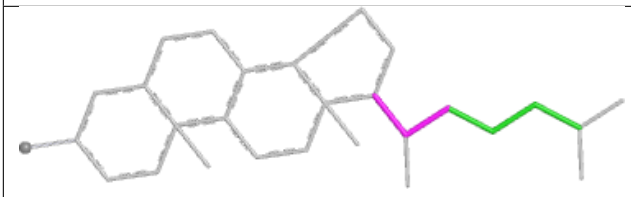

Torsions

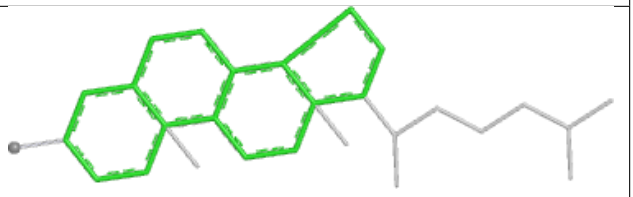

Rings

Ligand CLR B 405	
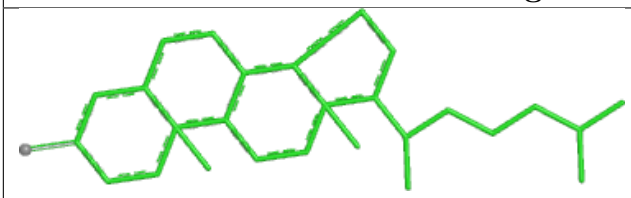 Bond lengths	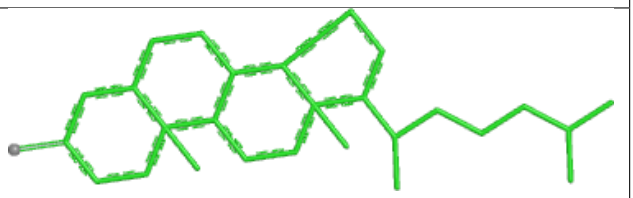 Bond angles
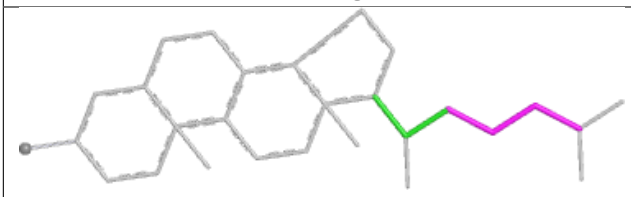 Torsions	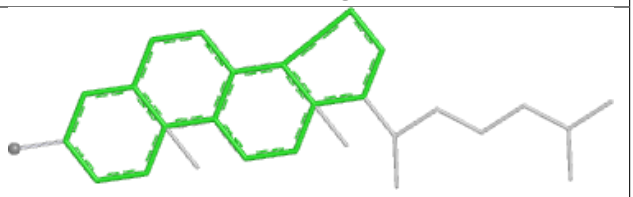 Rings

Ligand CLR A 402	
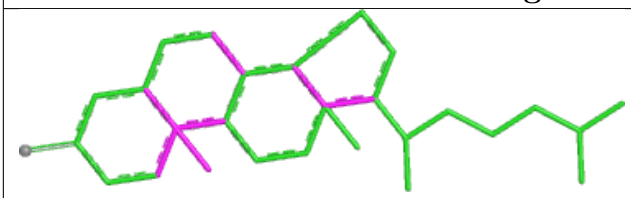 Bond lengths	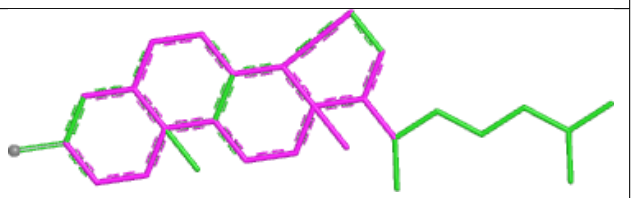 Bond angles
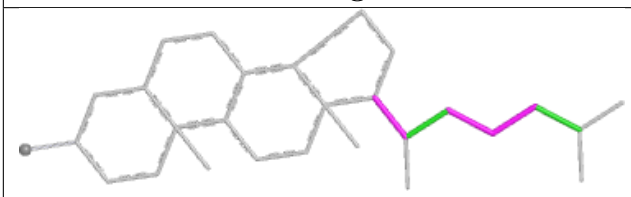 Torsions	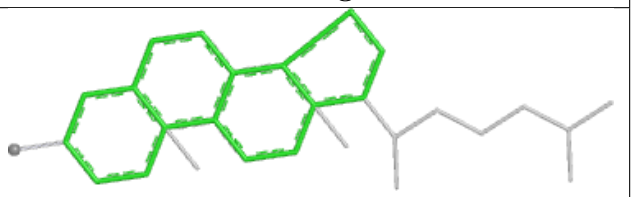 Rings

5.7 Other polymers (i)

There are no such residues in this entry.

5.8 Polymer linkage issues (i)

There are no chain breaks in this entry.

6 Map visualisation

This section contains visualisations of the EMDB entry EMD-39573. These allow visual inspection of the internal detail of the map and identification of artifacts.

Images derived from a raw map, generated by summing the deposited half-maps, are presented below the corresponding image components of the primary map to allow further visual inspection and comparison with those of the primary map.

6.1 Orthogonal projections

6.1.1 Primary map



X



Y



Z

6.1.2 Raw map



X

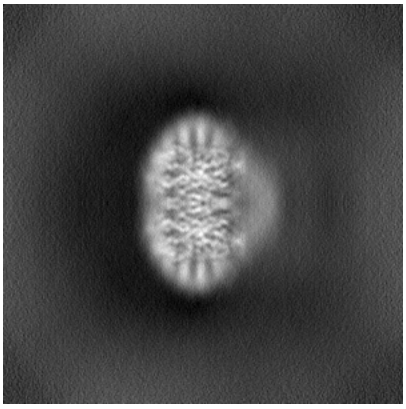

Y



Z

The images above show the map projected in three orthogonal directions.

6.2 Central slices (i)

6.2.1 Primary map



X Index: 160



Y Index: 160



Z Index: 160

6.2.2 Raw map

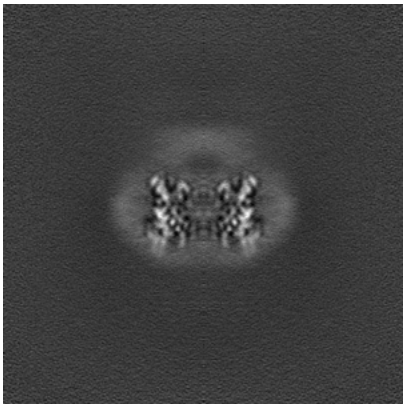

X Index: 160

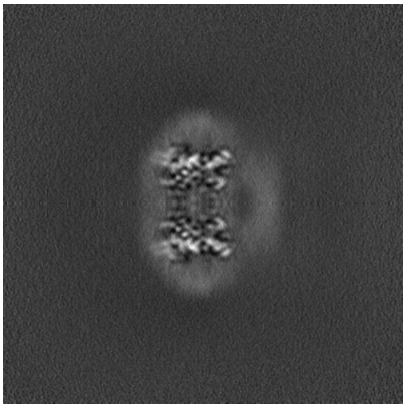

Y Index: 160

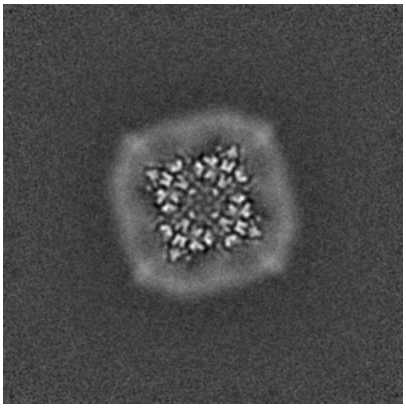

Z Index: 160

The images above show central slices of the map in three orthogonal directions.

6.3 Largest variance slices (i)

6.3.1 Primary map

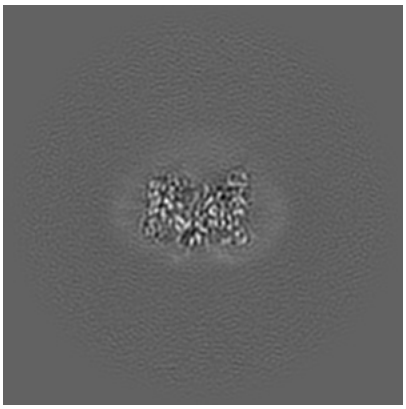

X Index: 139

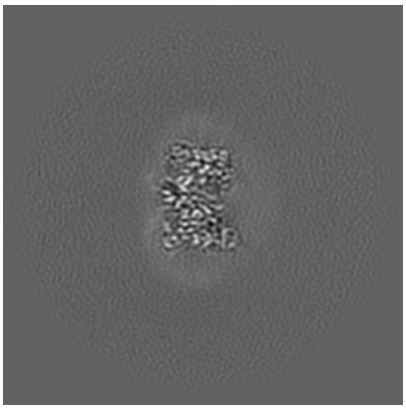

Y Index: 139



Z Index: 145

6.3.2 Raw map

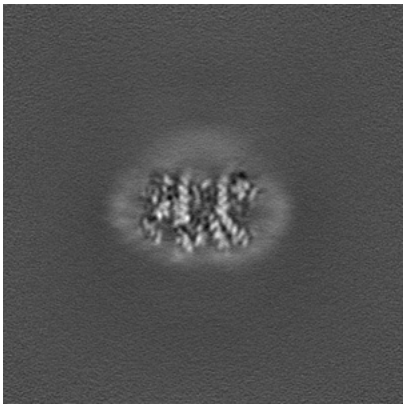

X Index: 144

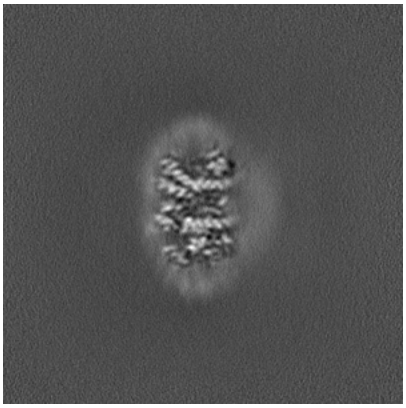

Y Index: 176



Z Index: 146

The images above show the largest variance slices of the map in three orthogonal directions.

6.4 Orthogonal standard-deviation projections (False-color) (i)

6.4.1 Primary map


X


Y


Z

6.4.2 Raw map


X


Y

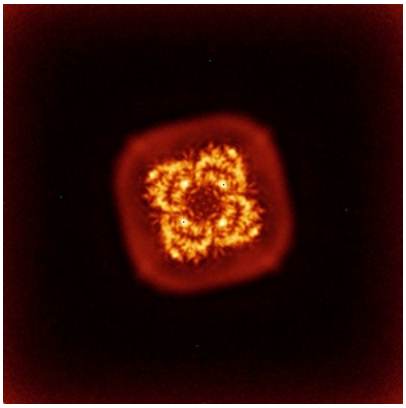
Z

The images above show the map standard deviation projections with false color in three orthogonal directions. Minimum values are shown in green, max in blue, and dark to light orange shades represent small to large values respectively.

6.5 Orthogonal surface views (i)

6.5.1 Primary map



X Y Z

The images above show the 3D surface view of the map at the recommended contour level 0.35. These images, in conjunction with the slice images, may facilitate assessment of whether an appropriate contour level has been provided.

6.5.2 Raw map



X Y Z

These images show the 3D surface of the raw map. The raw map's contour level was selected so that its surface encloses the same volume as the primary map does at its recommended contour level.

6.6 Mask visualisation (i)

This section was not generated. No masks/segmentation were deposited.

7 Map analysis

This section contains the results of statistical analysis of the map.

7.1 Map-value distribution

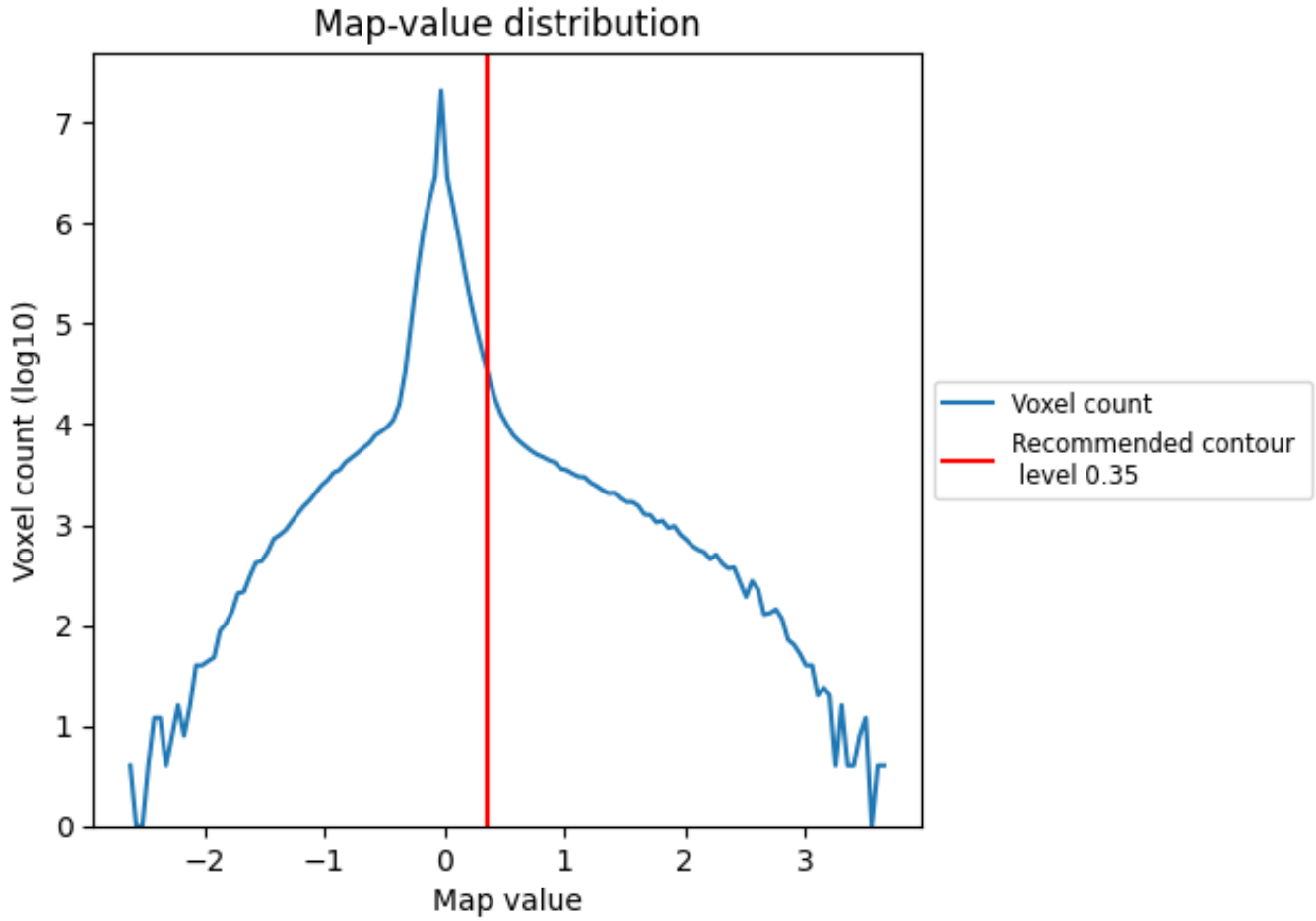

The map-value distribution is plotted in 128 intervals along the x-axis. The y-axis is logarithmic. A spike in this graph at zero usually indicates that the volume has been masked.

7.2 Volume estimate

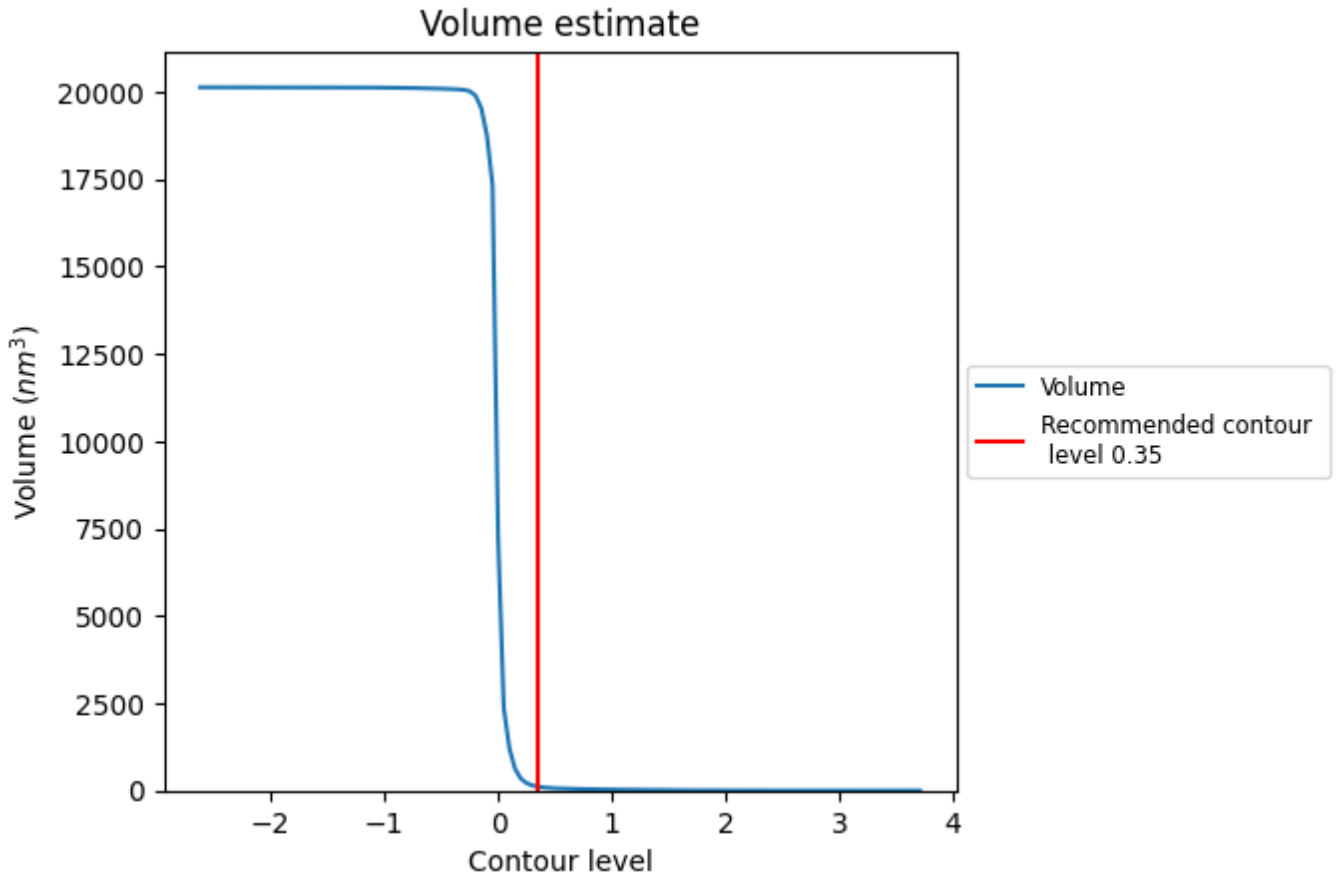

The volume at the recommended contour level is 110 nm^3; this corresponds to an approximate mass of 99 kDa.

The volume estimate graph shows how the enclosed volume varies with the contour level. The recommended contour level is shown as a vertical line and the intersection between the line and the curve gives the volume of the enclosed surface at the given level.

7.3 Rotationally averaged power spectrum (i)

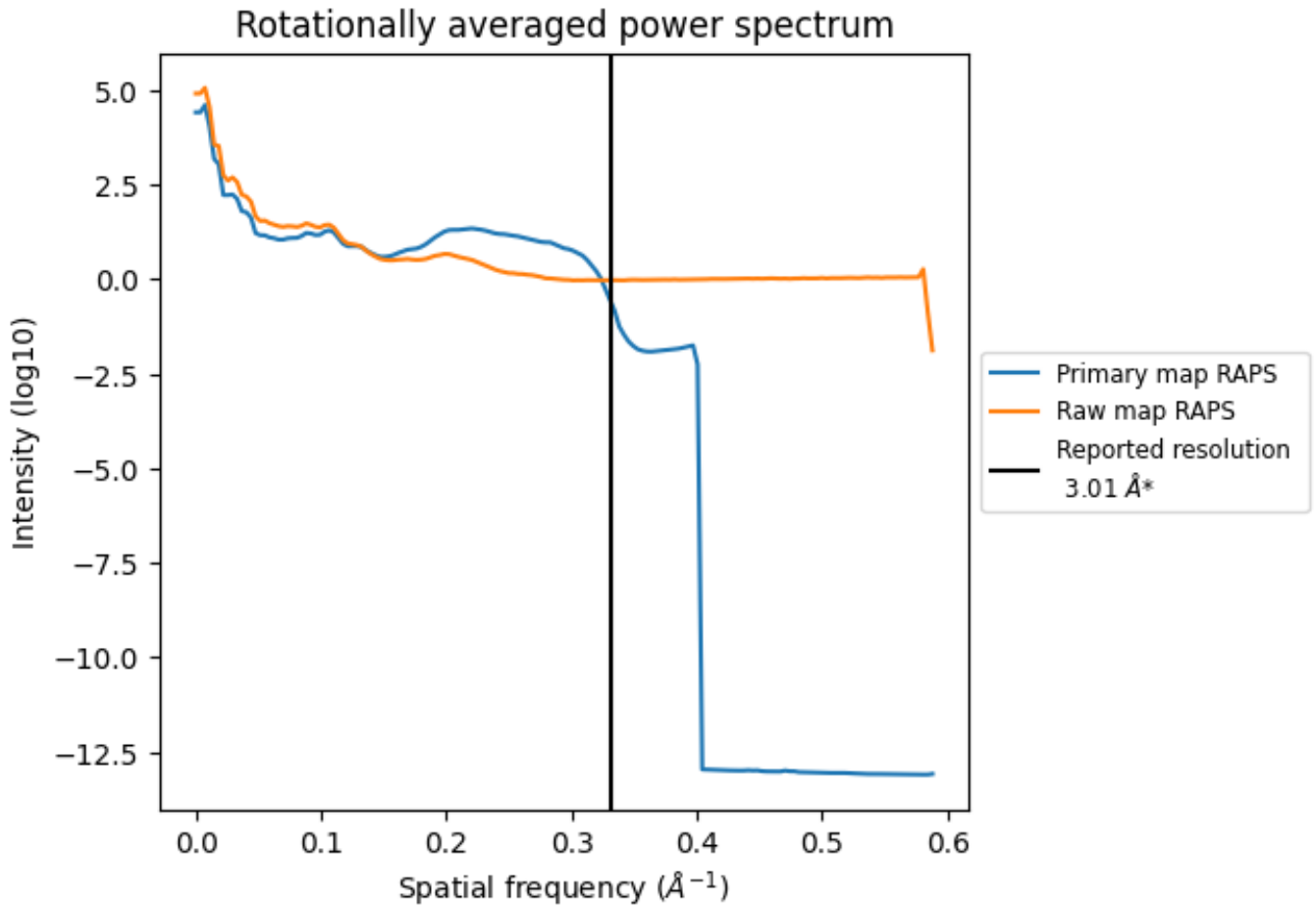

*Reported resolution corresponds to spatial frequency of 0.332 $Å^{-1}$

8 Fourier-Shell correlation

Fourier-Shell Correlation (FSC) is the most commonly used method to estimate the resolution of single-particle and subtomogram-averaged maps. The shape of the curve depends on the imposed symmetry, mask and whether or not the two 3D reconstructions used were processed from a common reference. The reported resolution is shown as a black line. A curve is displayed for the half-bit criterion in addition to lines showing the 0.143 gold standard cut-off and 0.5 cut-off.

8.1 FSC

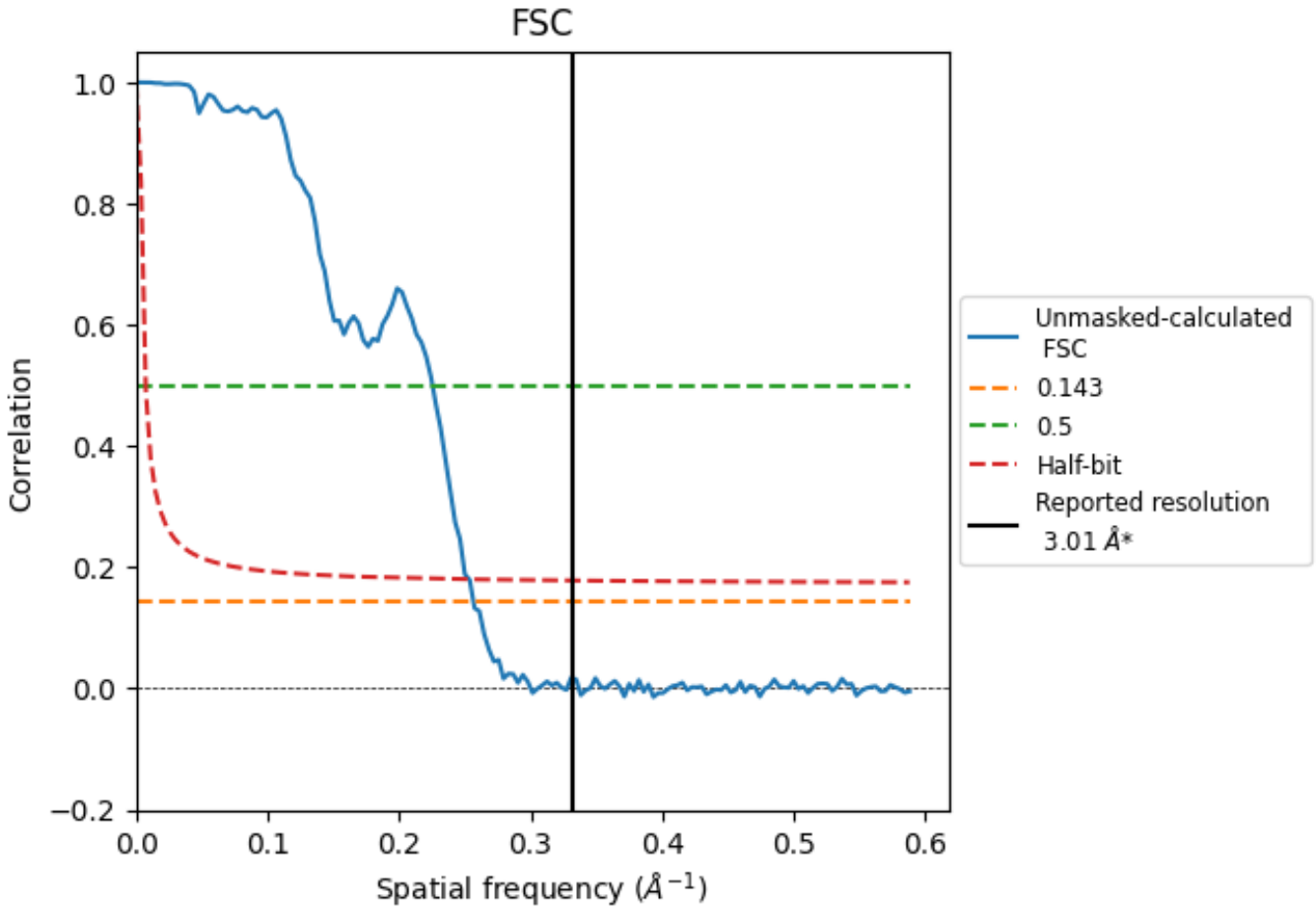

*Reported resolution corresponds to spatial frequency of 0.332 Å^{-1}

8.2 Resolution estimates (i)

Resolution estimate (Å)	Estimation criterion (FSC cut-off)		
	0.143	0.5	Half-bit
Reported by author	3.01	-	-
Author-provided FSC curve	-	-	-
Unmasked-calculated*	3.90	4.44	3.95

*Resolution estimate based on FSC curve calculated by comparison of deposited half-maps. The value from deposited half-maps intersecting FSC 0.143 CUT-OFF 3.90 differs from the reported value 3.01 by more than 10 %

9 Map-model fit

This section contains information regarding the fit between EMDB map EMD-39573 and PDB model 8YU7. Per-residue inclusion information can be found in section 3 on page 6.

9.1 Map-model overlay

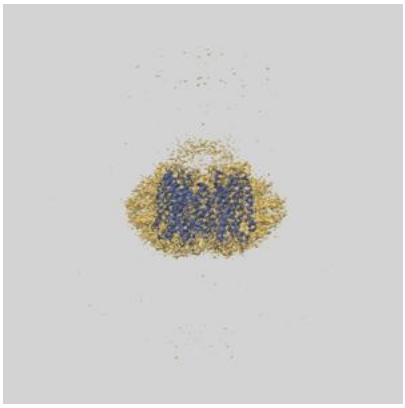

X



Y



Z

The images above show the 3D surface view of the map at the recommended contour level 0.35 at 50% transparency in yellow overlaid with a ribbon representation of the model coloured in blue. These images allow for the visual assessment of the quality of fit between the atomic model and the map.

9.2 Q-score mapped to coordinate model (i)

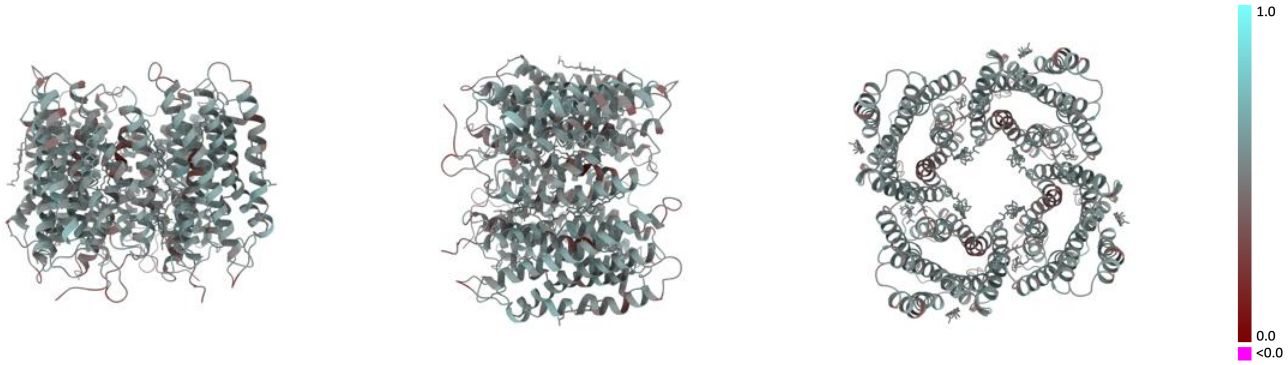

X Y Z

The images above show the model with each residue coloured according its Q-score. This shows their resolvability in the map with higher Q-score values reflecting better resolvability. Please note: Q-score is calculating the resolvability of atoms, and thus high values are only expected at resolutions at which atoms can be resolved. Low Q-score values may therefore be expected for many entries.

9.3 Atom inclusion mapped to coordinate model (i)

This section was not generated.

9.4 Atom inclusion (i)

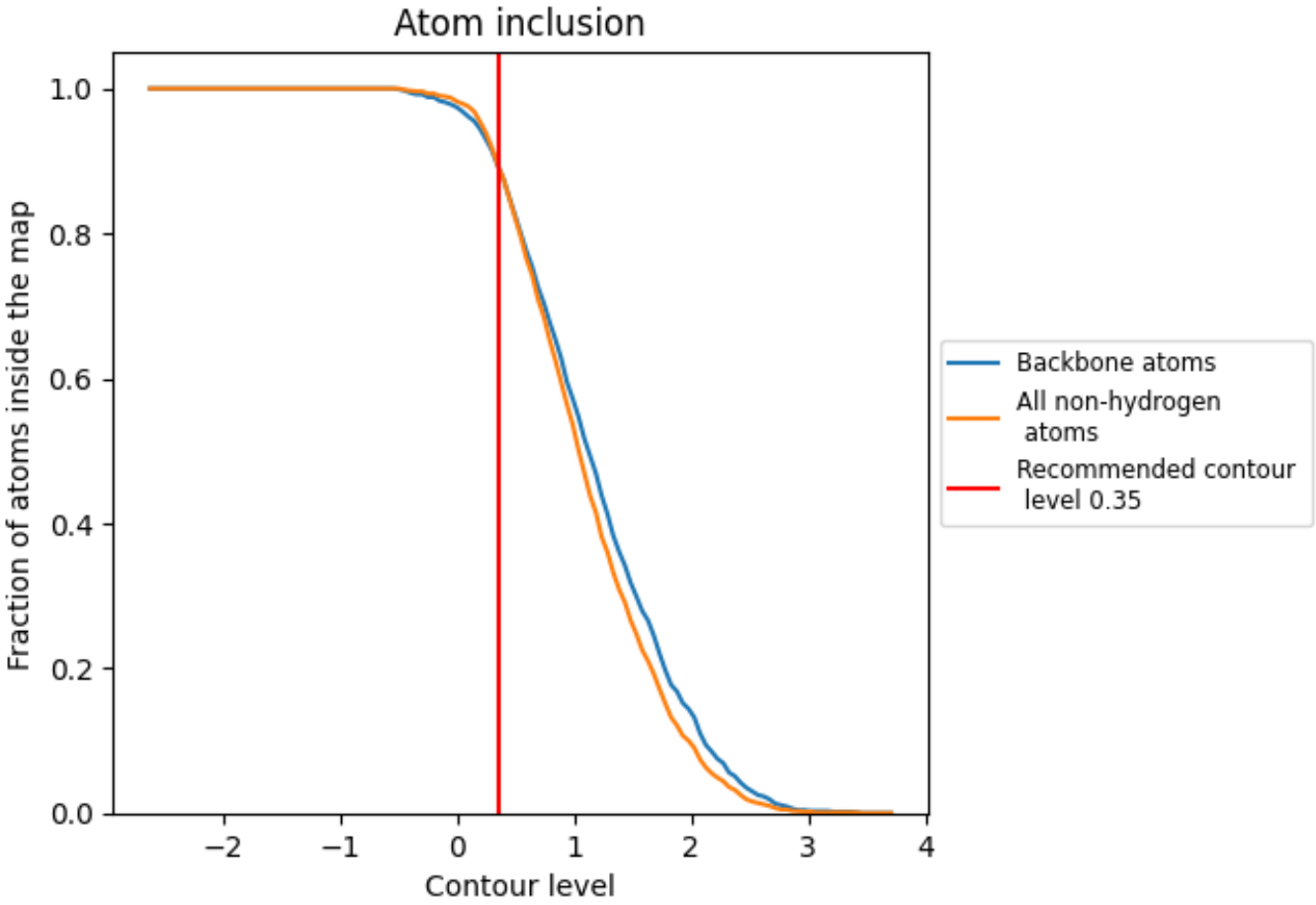

At the recommended contour level, 89% of all backbone atoms, 89% of all non-hydrogen atoms, are inside the map.

9.5 Map-model fit summary

The table lists the average atom inclusion at the recommended contour level (0.35) and Q-score for the entire model and for each chain.



Chain	Atom inclusion	Q-score
All	0.8940	0.5160
A	0.8930	0.5170
B	0.8940	0.5160
C	0.8950	0.5170
D	0.8940	0.5160