Full wwPDB EM Validation Report ⓘ

Sep 10, 2026 – 09:05 AM JST

PDB ID	:	8WQL / pdb_00008wql
EMDB ID	:	EMD-37749
Title	:	In situ PBS-PSII supercomplex from cyanobacterial Spirulina platensis
Authors	:	You, X.; Zhang, X.; Xiao, Y.N.; Sun, S.; Sui, S.F.
Deposited on	:	2023-10-11
Resolution	:	3.50 Å(reported)

This is a Full wwPDB EM Validation Report for a publicly released PDB entry.

We welcome your comments at *validation@mail.wwpdb.org*
A user guide is available at
https://www.wwpdb.org/validation/2017/EMValidationReportHelp
with specific help available everywhere you see the ⓘ symbol.

The types of validation reports are described at
http://www.wwpdb.org/validation/2017/FAQs#types.

The following versions of software and data (see references ⓘ) were used in the production of this report:

EMDB validation analysis	:	0.0.1.dev133
Mogul	:	1.8.5 (274361), CSD as541be (2020)
MolProbity	:	4-5-2 with Phenix2.0
Buster-report	:	wwPDB partial adaption of 1.1.7 (2018)
Percentile statistics	:	20250101.v01 (using entries in the PDB archive January 1st 2025)
EM percentile statistics	:	202505.v01 (Using data in the EMDB archive up until May 2025)
MapQ	:	1.9.13
Ideal geometry (proteins)	:	Engh & Huber (2001)
Ideal geometry (DNA, RNA)	:	Parkinson et al. (1996)
Validation Pipeline (wwPDB-VP)	:	2.50

1 Overall quality at a glance

The following experimental techniques were used to determine the structure:
ELECTRON MICROSCOPY

The reported resolution of this entry is 3.50 Å.

Percentile scores (ranging between 0-100) for global validation metrics of the entry are shown in the following graphic. The table shows the number of entries on which the scores are based.

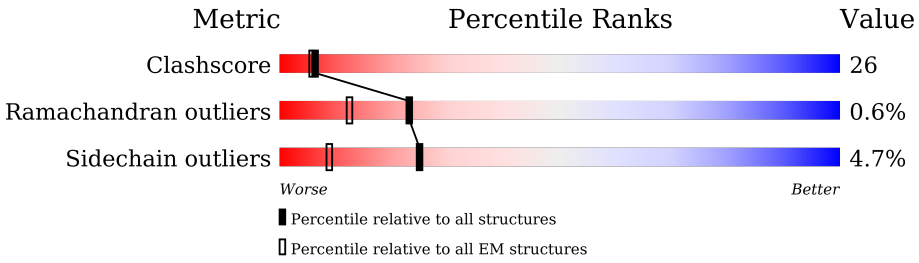

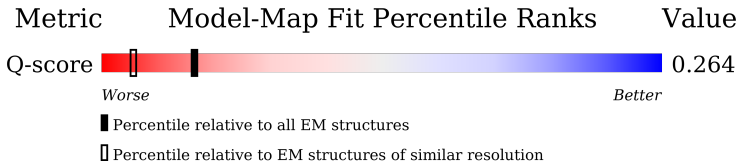

Metric	Whole archive (#Entries)	EM structures (#Entries)	Similar EM resolution (#Entries, resolution range(Å))
Clashscore	229148	23984	-
Ramachandran outliers	224038	23583	-
Sidechain outliers	223484	23102	-
Q-score	-	25397	13950 (3.00 - 4.00)

The table below summarises the geometric issues observed across the polymeric chains and their fit to the map. The red, orange, yellow and green segments of the bar indicate the fraction of residues that contain outliers for >=3, 2, 1 and 0 types of geometric quality criteria respectively. A grey segment represents the fraction of residues that are not modelled. The numeric value for each fraction is indicated below the corresponding segment, with a dot representing fractions <=5% The upper red bar (where present) indicates the fraction of residues that have poor fit to the EM map (all-atom inclusion < 40%). The numeric value is given above the bar.

Mol	Chain	Length	Quality of chain
1	B2	254	77% 65% 19% 8% • 6%
1	B3	254	79% 66% 19% 6% • 6%
1	B5	254	74% 68% 14% 8% • 6%
1	B6	254	83% 66% 20% 7% • 6%

Continued on next page...

Continued from previous page...

Mol	Chain	Length	Quality of chain
1	B7	254	79% 64% 19% 9% 6%
1	B8	254	70% 69% 14% 8% 6%
1	B9	254	78% 65% 21% 6% 6%
1	BA	254	77% 66% 19% 7% 6%
1	BC	254	79% 65% 17% 8% 6%
1	BH	254	72% 68% 15% 7% 6%
1	BI	254	80% 63% 19% 9% 6%
1	BJ	254	74% 68% 15% 8% 6%
2	B4	914	70% 25%
2	BB	914	70% 24%
2	C4	914	70% 23% 5%
2	CB	914	71% 23% 5%
3	4G	161	84% 15%
3	4L	161	84% 16%
3	6G	161	83% 14%
3	6L	161	83% 14%
3	9F	161	92% 7%
3	9K	161	91% 9%
3	AG	161	75% 24%
3	AL	161	77% 22%
3	GG	161	92% 7%
3	GL	161	92% 7%
3	IG	161	39% 55% 5%
3	IL	161	39% 53% 7%
3	JF	161	80% 19%

Continued on next page...

Continued from previous page...

Mol	Chain	Length	Quality of chain
3	JK	161	76% 22%
3	KG	161	83% 16%
3	KL	161	83% 17%
3	LF	161	92% 7%
3	LK	161	89% 11%
3	NG	161	86% 14%
3	NL	161	84% 15%
3	O4	161	10% 80% 20%
3	OB	161	9% 81% 18%
3	PG	161	85% 14%
3	PL	161	86% 13%
3	Q4	161	73% 27%
3	QB	161	71% 29%
3	RG	161	92% 7%
3	RL	161	91% 8%
3	S4	161	82% 17%
3	SB	161	81% 18%
3	TG	161	81% 18%
3	TL	161	81% 18%
3	V4	161	8% 76% 24%
3	VB	161	9% 82% 17%
3	X4	161	80% 19%
3	XB	161	78% 21%
3	XF	161	84% 14%
3	XK	161	83% 15%

Continued on next page...

Continued from previous page...

Mol	Chain	Length	Quality of chain
3	Z4	161	86% 14%
3	ZB	161	83% 16%
3	ZF	161	80% 19%
3	ZK	161	81% 19%
3	bF	161	86% 13%
3	bK	161	88% 12%
3	dF	161	78% 22%
3	dK	161	78% 22%
3	fF	161	83% 16%
3	fK	161	81% 18%
3	iF	161	90% 9%
3	iK	161	91% 9%
3	kF	161	83% 16%
3	kK	161	84% 15%
3	o4	161	76% 22%
3	oB	161	78% 20%
3	q4	161	78% 20%
3	qB	161	76% 22%
3	s4	161	86% 14%
3	sB	161	86% 14%
3	u4	161	6% 78% 21%
3	uB	161	79% 20%
3	w4	161	84% 15%
3	wB	161	83% 15%
3	y4	161	86% 14%

Continued on next page...

Continued from previous page...

Mol	Chain	Length	Quality of chain
3	yB	161	86% 13%
4	1G	161	87% 13%
4	1L	161	83% 16%
4	5G	161	83% 17%
4	5L	161	84% 16%
4	7G	161	81% 18%
4	7L	161	79% 20%
4	HG	161	89% 11%
4	HL	161	89% 11%
4	IF	161	81% 18%
4	IK	161	78% 20%
4	JG	161	76% 24%
4	JL	161	77% 23%
4	KF	161	82% 17%
4	KK	161	84% 15%
4	LG	161	87% 11%
4	LL	161	88% 11%
4	MF	161	87% 12%
4	MG	161	84% 16%
4	MK	161	86% 13%
4	ML	161	85% 15%
4	OG	161	81% 19%
4	OL	161	81% 19%
4	P4	161	81% 19%
4	PB	161	6% 81% 19%

Continued on next page...

Continued from previous page...

Mol	Chain	Length	Quality of chain
4	R4	161	79% 21%
4	RB	161	80% 20%
4	SG	161	80% 20%
4	SL	161	79% 21%
4	T4	161	75% 25%
4	TB	161	80% 20%
4	UG	161	88% 12%
4	UL	161	86% 14%
4	W4	161	83% 17%
4	WB	161	82% 17%
4	WG	161	88% 12%
4	WL	161	88% 12%
4	Y4	161	83% 17%
4	YB	161	82% 18%
4	YF	161	73% 25%
4	YK	161	73% 24%
4	a4	161	64% 27% 7%
4	aB	161	63% 29% 6%
4	aF	161	84% 16%
4	aK	161	87% 13%
4	cF	161	86% 14%
4	cK	161	85% 15%
4	eF	161	88% 12%
4	eK	161	90% 10%
4	hF	161	77% 22%

Continued on next page...

Continued from previous page...

Mol	Chain	Length	Quality of chain
4	hK	161	80% 19%
4	jF	161	88% 12%
4	jK	161	86% 14%
4	lF	161	83% 17%
4	lK	161	81% 19%
4	nF	161	84% 16%
4	nK	161	84% 16%
4	p4	161	86% 14%
4	pB	161	86% 14%
4	r4	161	84% 16%
4	rB	161	86% 14%
4	t4	161	87% 13%
4	tB	161	84% 14%
4	v4	161	82% 18%
4	vB	161	81% 19%
4	x4	161	83% 17%
4	xB	161	81% 19%
4	z4	161	85% 15%
4	zB	161	83% 17%
5	2G	67	79% 18%
5	2L	67	79% 18%
5	3F	67	91%
5	3K	67	88% 7%
5	8G	67	70% 25%
5	8L	67	70% 25%

Continued on next page...

Continued from previous page...

Mol	Chain	Length	Quality of chain
5	NF	67	82% 15%
5	NK	67	84% 13%
5	U4	67	64% 33%
5	UB	67	66% 31%
5	b4	67	6% 73% 24%
5	bB	67	73% 24%
6	A1	359	69% 23% 7%
6	AD	359	68% 25% 7%
6	AE	359	67% 25% 7%
6	a1	359	72% 20% 7%
6	aD	359	72% 20% 7%
6	aE	359	71% 21% 7%
7	B1	509	5% 65% 27% 6%
7	BD	509	64% 28% 6%
7	BE	509	5% 64% 28% 6%
7	b1	509	67% 25% 6%
7	bD	509	68% 24% 6%
7	bE	509	68% 24% 6%
8	C1	469	69% 22%
8	CD	469	70% 22%
8	CE	469	72% 21%
8	c1	469	68% 25%
8	cD	469	66% 26%
8	cE	469	5% 67% 26%
9	D1	352	61% 28% 6%

Continued on next page...

Continued from previous page...

Mol	Chain	Length	Quality of chain
9	DD	352	61% 28% 6%
9	DE	352	61% 28% 6%
9	d1	352	59% 29% 7%
9	dD	352	58% 31% 7%
9	dE	352	58% 31% 7%
10	E1	82	68% 22% 5% 5%
10	ED	82	67% 22% 6% 5%
10	EE	82	68% 21% 6% 5%
10	e1	82	68% 23% 5%
10	eD	82	5% 70% 22% 5%
10	eE	82	6% 70% 22% 5%
11	F1	44	52% 25% 20%
11	FD	44	48% 27% 5% 20%
11	FE	44	52% 25% 20%
11	f1	44	32% 39% 9% 20%
11	fD	44	34% 34% 16% 16%
11	fE	44	5% 34% 34% 11% 20%
12	H1	67	28% 82% 12%
12	HD	67	18% 76% 18%
12	HE	67	22% 70% 22%
12	h1	67	67% 27%
12	hD	67	9% 67% 27%
12	hE	67	67% 27%
13	I1	38	37% 37% 11% 11% 5%
13	ID	38	39% 32% 13% 11% 5%

Continued on next page...

Continued from previous page...

Mol	Chain	Length	Quality of chain
13	IE	38	37% 34% 13% 11% 5%
13	i1	38	26% 32% 29% 8% 5%
13	iD	38	26% 32% 29% 8% 5%
13	iE	38	26% 32% 29% 8% 5%
14	J1	39	10% 74% 13% 8% 5%
14	JD	39	10% 74% 13% 8% 5%
14	JE	39	13% 74% 13% 8% 5%
14	j1	39	21% 82% 18%
14	jD	39	18% 77% 23%
14	jE	39	23% 82% 18%
15	K1	45	7% 53% 24% 20%
15	KD	45	7% 56% 22% 20%
15	KE	45	56% 22% 20%
15	k1	45	33% 29% 11% 22%
15	kD	45	33% 27% 13% 22%
15	kE	45	33% 27% 13% 22%
16	L1	39	64% 28%
16	LD	39	59% 33%
16	LE	39	5% 59% 33%
16	l1	39	69% 21% 5%
16	lD	39	69% 21% 5%
16	lE	39	72% 18% 5%
17	M1	37	14% 46% 43% 8%
17	MD	37	16% 46% 43% 8%
17	ME	37	16% 46% 43% 8%

Continued on next page...

Continued from previous page...

Mol	Chain	Length	Quality of chain
17	m1	37	
17	mD	37	
17	mE	37	
18	O1	278	
18	OD	278	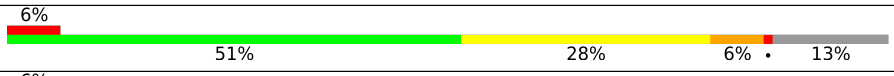
18	OE	278	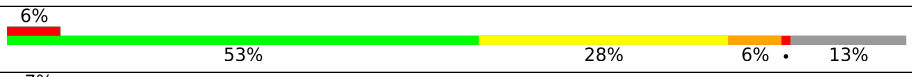
18	o1	278	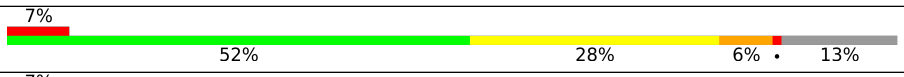
18	oD	278	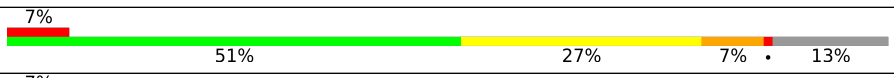
18	oE	278	
19	Q1	164	
19	QD	164	
19	QE	164	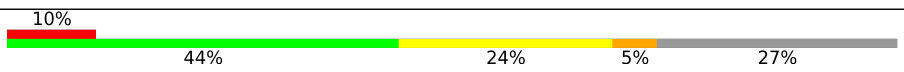
19	q1	164	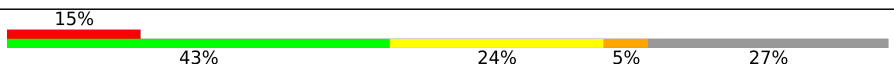
19	qD	164	
19	qE	164	
20	R1	39	
20	RD	39	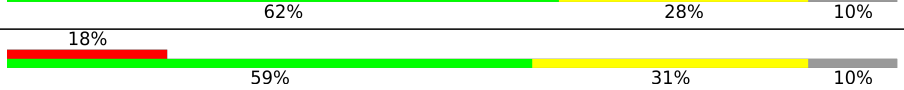
20	RE	39	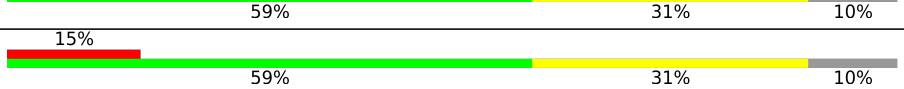
20	r1	39	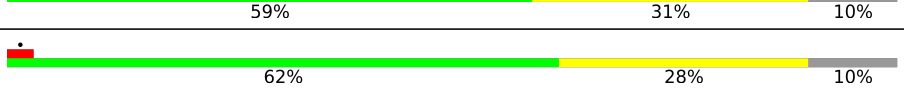
20	rD	39	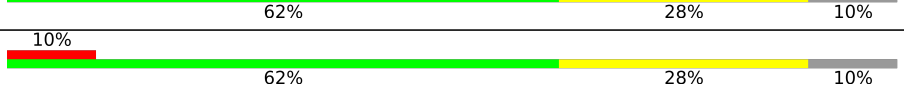
20	rE	39	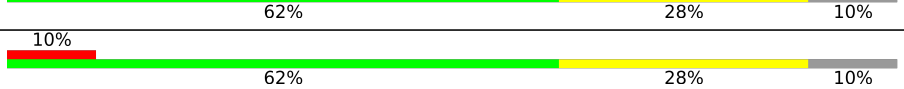
21	S1	47	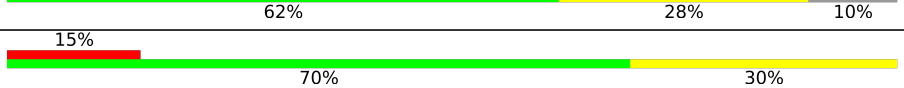
21	SD	47	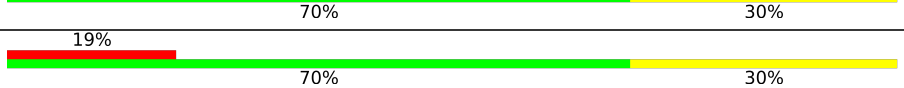
21	SE	47	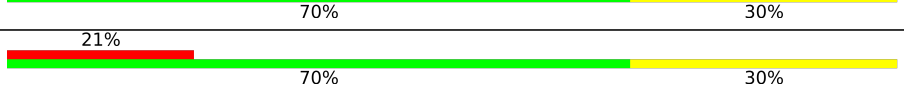
22	T1	31	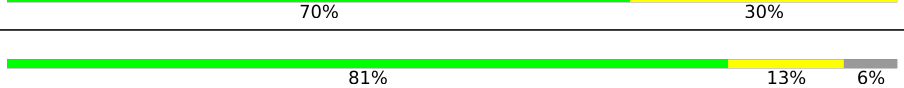

Continued on next page...

Continued from previous page...

Mol	Chain	Length	Quality of chain
22	TD	31	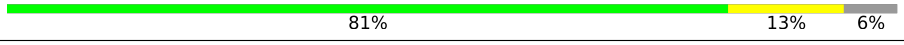
22	TE	31	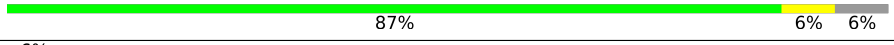
22	t1	31	
22	tD	31	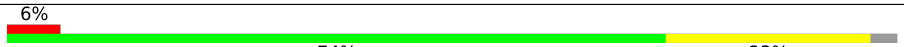
22	tE	31	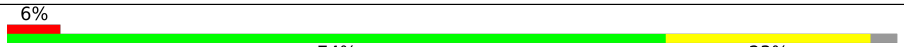
23	U1	95	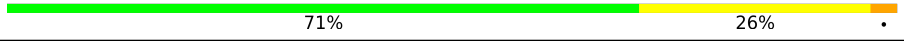
23	UD	95	
23	UE	95	
23	u1	95	
23	uD	95	
23	uE	95	
24	V1	163	
24	VD	163	
24	VE	163	
24	v1	163	
24	vD	163	
24	vE	163	
25	X1	48	
25	XD	48	
25	XE	48	
25	x1	48	
25	xD	48	
25	xE	48	
26	Y1	43	
26	YD	43	

Continued on next page...

Continued from previous page...

Mol	Chain	Length	Quality of chain
26	YE	43	
26	y1	43	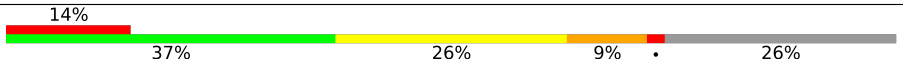
26	yD	43	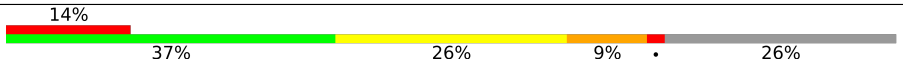
26	yE	43	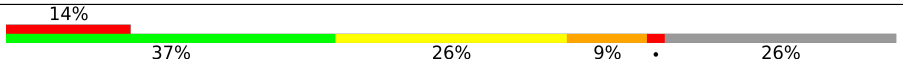
27	Z1	63	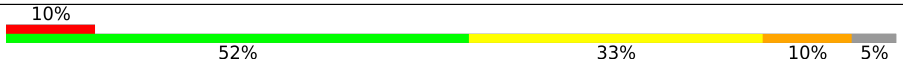
27	ZD	63	
27	ZE	63	
27	z1	63	
27	zD	63	
27	zE	63	
28	BG	150	
28	BL	150	
28	EF	150	
28	EK	150	
29	QG	169	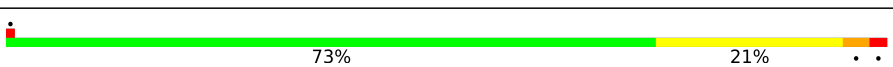
29	QL	169	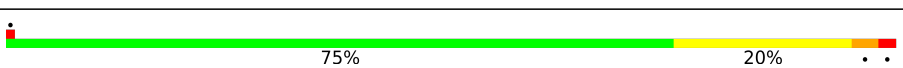
29	gF	169	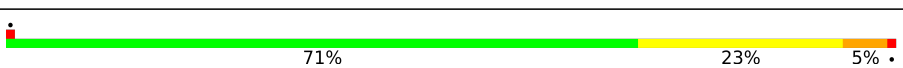
29	gK	169	
30	VG	161	
30	VL	161	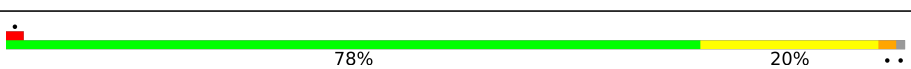
30	mF	161	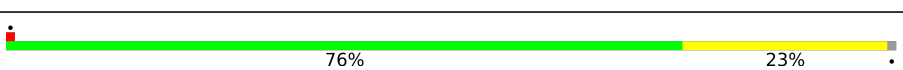
30	mK	161	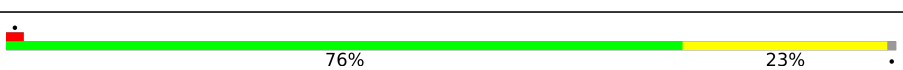
31	b2	162	
31	b3	162	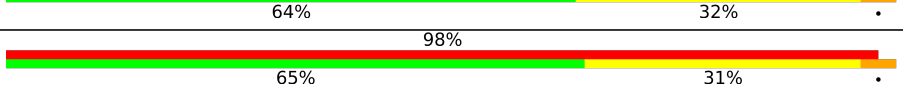
31	b5	162	

Continued on next page...

Continued from previous page...

Mol	Chain	Length	Quality of chain
31	b6	162	88% 65% 31%
31	b7	162	93% 64% 32%
31	b8	162	77% 64% 32%
31	b9	162	77% 65% 31%
31	bA	162	99% 65% 31%
31	bC	162	91% 64% 32%
31	bH	162	62% 64% 32%
31	bI	162	82% 64% 32%
31	bJ	162	73% 64% 33%
31	d2	162	100% 67% 30%
31	d3	162	99% 68% 29%
31	d5	162	84% 68% 29%
31	d6	162	99% 68% 29%
31	d7	162	99% 68% 29%
31	d8	162	65% 67% 30%
31	d9	162	99% 69% 28%
31	dA	162	99% 68% 29%
31	dC	162	99% 69% 28%
31	dH	162	81% 68% 29%
31	dI	162	100% 67% 30%
31	dJ	162	60% 68% 29%
31	f2	162	95% 64% 33%
31	f3	162	92% 64% 33%
31	f5	162	94% 65% 31%
31	f6	162	98% 63% 34%

Continued on next page...

Continued from previous page...

Mol	Chain	Length	Quality of chain
31	f7	162	100% 64% 33%
31	f8	162	88% 65% 32%
31	f9	162	95% 64% 33%
31	fA	162	96% 64% 33%
31	fC	162	96% 64% 33%
31	fH	162	85% 65% 31%
31	fI	162	91% 64% 33%
31	fJ	162	86% 65% 32%
31	h2	162	87% 65% 31%
31	h3	162	100% 67% 29%
31	h5	162	78% 66% 30%
31	h6	162	91% 65% 31%
31	h7	162	100% 67% 30%
31	h8	162	85% 67% 30%
31	h9	162	93% 67% 29%
31	hA	162	100% 65% 31%
31	hC	162	99% 65% 31%
31	hH	162	74% 65% 31%
31	hI	162	98% 66% 30%
31	hJ	162	73% 66% 30%
31	j2	162	86% 71% 26%
31	j3	162	96% 71% 26%
31	j5	162	88% 71% 26%
31	j6	162	93% 71% 26%
31	j7	162	96% 71% 26%

Continued on next page...

Continued from previous page...

Mol	Chain	Length	Quality of chain
31	j8	162	81% 71% 26%
31	j9	162	84% 71% 26%
31	jA	162	94% 70% 27%
31	jC	162	94% 71% 26%
31	jH	162	75% 71% 26%
31	jI	162	83% 71% 26%
31	jJ	162	85% 70% 27%
31	l2	162	99% 67% 30%
31	l3	162	93% 69% 28%
31	l5	162	93% 67% 30%
31	l6	162	100% 67% 30%
31	l7	162	99% 69% 28%
31	l8	162	86% 68% 29%
31	l9	162	100% 69% 28%
31	lA	162	96% 69% 28%
31	lC	162	98% 69% 28%
31	lH	162	90% 69% 28%
31	lI	162	99% 67% 30%
31	lJ	162	80% 68% 29%
32	c2	172	94% 59% 36%
32	c3	172	99% 60% 35%
32	c5	172	81% 60% 35%
32	c6	172	95% 60% 35%
32	c7	172	99% 61% 34%
32	c8	172	85% 60% 35%

Continued on next page...

Continued from previous page...

Mol	Chain	Length	Quality of chain
32	c9	172	94% 59% 36%
32	cA	172	92% 60% 35%
32	cC	172	99% 60% 35%
32	cH	172	77% 60% 35%
32	cI	172	95% 60% 35%
32	cJ	172	80% 60% 35%
32	e2	172	99% 68% 28%
32	e3	172	98% 68% 28%
32	e5	172	97% 69% 27%
32	e6	172	100% 68% 28%
32	e7	172	99% 68% 28%
32	e8	172	94% 69% 27%
32	e9	172	99% 68% 28%
32	eA	172	99% 68% 28%
32	eC	172	100% 68% 28%
32	eH	172	96% 69% 27%
32	eI	172	100% 68% 28%
32	eJ	172	95% 69% 27%
32	g2	172	90% 60% 38%
32	g3	172	97% 59% 38%
32	g5	172	80% 60% 37%
32	g6	172	95% 60% 38%
32	g7	172	95% 59% 39%
32	g8	172	74% 60% 37%
32	g9	172	90% 59% 38%

Continued on next page...

Continued from previous page...

Mol	Chain	Length	Quality of chain
32	gA	172	95% 59% 38%
32	gC	172	89% 59% 38%
32	gH	172	70% 60% 37%
32	gI	172	95% 59% 38%
32	gJ	172	75% 60% 37%
32	i2	172	87% 55% 41%
32	i3	172	99% 55% 41%
32	i5	172	88% 56% 40%
32	i6	172	95% 55% 41%
32	i7	172	99% 55% 41%
32	i8	172	92% 56% 40%
32	i9	172	88% 55% 41%
32	iA	172	100% 55% 41%
32	iC	172	94% 56% 40%
32	iH	172	89% 58% 39%
32	iI	172	88% 55% 41%
32	iJ	172	92% 56% 40%
32	k2	172	97% 57% 40%
32	k3	172	98% 57% 40%
32	k5	172	98% 57% 40%
32	k6	172	99% 57% 40%
32	k7	172	100% 58% 38%
32	k8	172	98% 57% 40%
32	k9	172	92% 58% 39%
32	kA	172	98% 57% 40%

Continued on next page...

Continued from previous page...

Mol	Chain	Length	Quality of chain
32	kC	172	99% 57% 40%
32	kH	172	88% 57% 40%
32	kI	172	96% 57% 40%
32	kJ	172	94% 57% 40%
32	m2	172	97% 59% 38%
32	m3	172	93% 59% 38%
32	m5	172	81% 59% 38%
32	m6	172	100% 59% 38%
32	m7	172	99% 59% 38%
32	m8	172	81% 59% 38%
32	m9	172	98% 59% 38%
32	mA	172	97% 59% 38%
32	mC	172	98% 59% 38%
32	mH	172	81% 59% 38%
32	mI	172	99% 59% 38%
32	mJ	172	70% 59% 38%

The following table lists non-polymeric compounds, carbohydrate monomers and non-standard residues in protein, DNA, RNA chains that are outliers for geometric or electron-density-fit criteria:

Mol	Type	Chain	Res	Chirality	Geometry	Clashes	Electron density
33	CYC	IG	201	-	-	X	-
33	CYC	IL	201	-	-	X	-
33	CYC	JK	201	-	-	X	-
33	CYC	MF	201	-	-	X	-
33	CYC	MK	201	-	-	X	-
33	CYC	V4	201	-	-	X	-
33	CYC	VB	201	-	-	X	-
33	CYC	YF	201	-	-	X	-
33	CYC	YK	201	-	-	X	-
33	CYC	c2	202	-	-	X	-

Continued on next page...

Continued from previous page...

Mol	Type	Chain	Res	Chirality	Geometry	Clashes	Electron density
33	CYC	c3	202	-	-	X	-
33	CYC	c5	202	-	-	X	-
33	CYC	c6	202	-	-	X	-
33	CYC	c7	202	-	-	X	-
33	CYC	c8	202	-	-	X	-
33	CYC	c9	202	-	-	X	-
33	CYC	cA	202	-	-	X	-
33	CYC	cC	202	-	-	X	-
33	CYC	cH	202	-	-	X	-
33	CYC	cI	202	-	-	X	-
33	CYC	cJ	202	-	-	X	-
33	CYC	e2	202	-	-	X	-
33	CYC	e3	202	-	-	X	-
33	CYC	e5	202	-	-	X	-
33	CYC	e6	202	-	-	X	-
33	CYC	e7	202	-	-	X	-
33	CYC	e8	202	-	-	X	-
33	CYC	e9	202	-	-	X	-
33	CYC	eA	202	-	-	X	-
33	CYC	eC	202	-	-	X	-
33	CYC	eH	202	-	-	X	-
33	CYC	eI	202	-	-	X	-
33	CYC	eJ	202	-	-	X	-
33	CYC	g2	201	-	-	X	-
33	CYC	g3	201	-	-	X	-
33	CYC	g5	201	-	-	X	-
33	CYC	g6	201	-	-	X	-
33	CYC	g7	201	-	-	X	-
33	CYC	g8	201	-	-	X	-
33	CYC	g9	201	-	-	X	-
33	CYC	gA	302	-	-	X	-
33	CYC	gC	302	-	-	X	-
33	CYC	gH	201	-	-	X	-
33	CYC	gI	302	-	-	X	-
33	CYC	gJ	201	-	-	X	-
33	CYC	hF	201	-	-	X	-
33	CYC	hK	201	-	-	X	-
33	CYC	i2	201	-	-	X	-
33	CYC	i3	201	-	-	X	-
33	CYC	i5	201	-	-	X	-
33	CYC	i6	201	-	-	X	-
33	CYC	i7	201	-	-	X	-

Continued on next page...

Continued from previous page...

Mol	Type	Chain	Res	Chirality	Geometry	Clashes	Electron density
33	CYC	i8	201	-	-	X	-
33	CYC	i9	201	-	-	X	-
33	CYC	iA	201	-	-	X	-
33	CYC	iC	201	-	-	X	-
33	CYC	iH	201	-	-	X	-
33	CYC	iI	201	-	-	X	-
33	CYC	iJ	201	-	-	X	-
33	CYC	j2	202	-	-	X	-
33	CYC	j3	202	-	-	X	-
33	CYC	j5	202	-	-	X	-
33	CYC	j6	202	-	-	X	-
33	CYC	j7	202	-	-	X	-
33	CYC	j8	202	-	-	X	-
33	CYC	j9	202	-	-	X	-
33	CYC	jA	202	-	-	X	-
33	CYC	jC	202	-	-	X	-
33	CYC	jH	202	-	-	X	-
33	CYC	jI	202	-	-	X	-
33	CYC	jJ	202	-	-	X	-
33	CYC	m2	201	-	-	X	-
33	CYC	m3	201	-	-	X	-
33	CYC	m5	201	-	-	X	-
33	CYC	m6	201	-	-	X	-
33	CYC	m7	201	-	-	X	-
33	CYC	m8	201	-	-	X	-
33	CYC	m9	201	-	-	X	-
33	CYC	mA	201	-	-	X	-
33	CYC	mC	201	-	-	X	-
33	CYC	mH	201	-	-	X	-
33	CYC	mI	201	-	-	X	-
33	CYC	mJ	201	-	-	X	-
35	CL	A1	403	-	-	X	-
35	CL	AD	403	-	-	X	-
35	CL	AE	403	-	-	X	-
36	CLA	cD	510	-	-	X	-
40	LMT	B1	623	-	-	X	-
40	LMT	BD	623	-	-	X	-
40	LMT	BE	623	-	-	X	-
40	LMT	CD	521	-	-	X	-
40	LMT	cD	501	-	-	X	-
43	BCR	c1	515	-	-	X	-
43	BCR	cD	515	-	-	X	-

Continued on next page...

Continued from previous page...

Mol	Type	Chain	Res	Chirality	Geometry	Clashes	Electron density
43	BCR	cE	515	-	-	X	-
45	PHO	DD	401	-	-	X	-

2 Entry composition (i)

There are 48 unique types of molecules in this entry. The entry contains 552008 atoms, of which 0 are hydrogens and 0 are deuteriums.

In the tables below, the AltConf column contains the number of residues with at least one atom in alternate conformation and the Trace column contains the number of residues modelled with at most 2 atoms.

- Molecule 1 is a protein called LRC1.

Mol	Chain	Residues	Atoms					AltConf	Trace
1	BA	240	Total	C	N	O	S	0	0
			1948	1237	343	362	6		
1	BC	240	Total	C	N	O	S	0	0
			1942	1231	343	362	6		
1	BH	240	Total	C	N	O	S	0	0
			1850	1166	328	350	6		
1	BI	240	Total	C	N	O	S	0	0
			1925	1218	339	362	6		
1	BJ	240	Total	C	N	O	S	0	0
			1856	1172	328	350	6		
1	B2	240	Total	C	N	O	S	0	0
			1942	1233	342	361	6		
1	B3	240	Total	C	N	O	S	0	0
			1936	1228	340	362	6		
1	B5	240	Total	C	N	O	S	0	0
			1856	1172	328	350	6		
1	B6	240	Total	C	N	O	S	0	0
			1945	1234	343	362	6		
1	B7	240	Total	C	N	O	S	0	0
			1942	1234	340	362	6		
1	B8	240	Total	C	N	O	S	0	0
			1850	1166	328	350	6		
1	B9	240	Total	C	N	O	S	0	0
			1942	1234	340	362	6		

- Molecule 2 is a protein called LCM.

Mol	Chain	Residues	Atoms					AltConf	Trace
2	BB	888	Total	C	N	O	S	0	0
			7001	4444	1216	1324	17		
2	CB	866	Total	C	N	O	S	0	0
			6844	4349	1188	1290	17		
2	B4	888	Total	C	N	O	S	0	0
			7001	4444	1216	1324	17		

Continued on next page...

Continued from previous page...

Mol	Chain	Residues	Atoms					AltConf	Trace
2	C4	866	Total	C	N	O	S	0	0
			6844	4349	1188	1290	17		

- Molecule 3 is a protein called Allophycocyanin alpha chain.

Mol	Chain	Residues	Atoms					AltConf	Trace
3	OB	160	Total	C	N	O	S	0	0
			1199	750	203	240	6		
3	QB	160	Total	C	N	O	S	0	0
			1205	754	206	239	6		
3	SB	160	Total	C	N	O	S	0	0
			1209	756	207	240	6		
3	VB	160	Total	C	N	O	S	0	0
			1205	753	206	240	6		
3	XB	160	Total	C	N	O	S	0	0
			1203	753	204	240	6		
3	ZB	160	Total	C	N	O	S	0	0
			1209	756	207	240	6		
3	JF	160	Total	C	N	O	S	0	0
			1203	753	204	240	6		
3	LF	160	Total	C	N	O	S	0	0
			1209	756	207	240	6		
3	XF	160	Total	C	N	O	S	0	0
			1209	756	207	240	6		
3	ZF	160	Total	C	N	O	S	0	0
			1209	756	207	240	6		
3	AG	160	Total	C	N	O	S	0	0
			1209	756	207	240	6		
3	GG	160	Total	C	N	O	S	0	0
			1209	756	207	240	6		
3	IG	160	Total	C	N	O	S	0	0
			1206	755	207	238	6		
3	KG	160	Total	C	N	O	S	0	0
			1203	753	204	240	6		
3	NG	160	Total	C	N	O	S	0	0
			1203	753	204	240	6		
3	PG	160	Total	C	N	O	S	0	0
			1209	756	207	240	6		
3	RG	160	Total	C	N	O	S	0	0
			1209	756	207	240	6		
3	TG	160	Total	C	N	O	S	0	0
			1203	753	204	240	6		

Continued on next page...

Continued from previous page...

Mol	Chain	Residues	Atoms					AltConf	Trace
3	JK	160	Total	C	N	O	S	0	0
			1209	756	207	240	6		
3	LK	160	Total	C	N	O	S	0	0
			1209	756	207	240	6		
3	XK	160	Total	C	N	O	S	0	0
			1209	756	207	240	6		
3	ZK	160	Total	C	N	O	S	0	0
			1209	756	207	240	6		
3	AL	160	Total	C	N	O	S	0	0
			1209	756	207	240	6		
3	GL	160	Total	C	N	O	S	0	0
			1209	756	207	240	6		
3	IL	160	Total	C	N	O	S	0	0
			1203	753	204	240	6		
3	KL	160	Total	C	N	O	S	0	0
			1203	753	204	240	6		
3	NL	160	Total	C	N	O	S	0	0
			1203	753	204	240	6		
3	PL	160	Total	C	N	O	S	0	0
			1209	756	207	240	6		
3	RL	160	Total	C	N	O	S	0	0
			1209	756	207	240	6		
3	TL	160	Total	C	N	O	S	0	0
			1203	753	204	240	6		
3	Z4	160	Total	C	N	O	S	0	0
			1209	756	207	240	6		
3	S4	160	Total	C	N	O	S	0	0
			1209	756	207	240	6		
3	V4	160	Total	C	N	O	S	0	0
			1205	753	206	240	6		
3	X4	160	Total	C	N	O	S	0	0
			1196	748	203	239	6		
3	s4	160	Total	C	N	O	S	0	0
			1209	756	207	240	6		
3	u4	160	Total	C	N	O	S	0	0
			1199	750	203	240	6		
3	w4	160	Total	C	N	O	S	0	0
			1196	749	204	238	5		
3	o4	160	Total	C	N	O	S	0	0
			1205	754	207	238	6		
3	q4	160	Total	C	N	O	S	0	0
			1198	748	207	237	6		

Continued on next page...

Continued from previous page...

Mol	Chain	Residues	Atoms					AltConf	Trace
3	y4	160	Total	C	N	O	S	0	0
			1209	756	207	240	6		
3	O4	160	Total	C	N	O	S	0	0
			1203	753	204	240	6		
3	Q4	160	Total	C	N	O	S	0	0
			1209	756	207	240	6		
3	sB	160	Total	C	N	O	S	0	0
			1209	756	207	240	6		
3	uB	160	Total	C	N	O	S	0	0
			1199	750	203	240	6		
3	wB	160	Total	C	N	O	S	0	0
			1209	756	207	240	6		
3	oB	160	Total	C	N	O	S	0	0
			1199	751	204	238	6		
3	qB	160	Total	C	N	O	S	0	0
			1198	748	207	237	6		
3	yB	160	Total	C	N	O	S	0	0
			1209	756	207	240	6		
3	bF	160	Total	C	N	O	S	0	0
			1209	756	207	240	6		
3	dF	160	Total	C	N	O	S	0	0
			1205	753	206	240	6		
3	fF	160	Total	C	N	O	S	0	0
			1209	756	207	240	6		
3	iF	160	Total	C	N	O	S	0	0
			1209	756	207	240	6		
3	kF	160	Total	C	N	O	S	0	0
			1209	756	207	240	6		
3	9F	160	Total	C	N	O	S	0	0
			1209	756	207	240	6		
3	4G	160	Total	C	N	O	S	0	0
			1205	753	206	240	6		
3	6G	160	Total	C	N	O	S	0	0
			1209	756	207	240	6		
3	bK	160	Total	C	N	O	S	0	0
			1209	756	207	240	6		
3	dK	160	Total	C	N	O	S	0	0
			1205	753	206	240	6		
3	fK	160	Total	C	N	O	S	0	0
			1209	756	207	240	6		
3	iK	160	Total	C	N	O	S	0	0
			1209	756	207	240	6		

Continued on next page...

Continued from previous page...

Mol	Chain	Residues	Atoms					AltConf	Trace
3	kK	160	Total	C	N	O	S	0	0
			1209	756	207	240	6		
3	9K	160	Total	C	N	O	S	0	0
			1209	756	207	240	6		
3	4L	160	Total	C	N	O	S	0	0
			1205	753	206	240	6		
3	6L	160	Total	C	N	O	S	0	0
			1209	756	207	240	6		

- Molecule 4 is a protein called Allophycocyanin beta chain.

Mol	Chain	Residues	Atoms					AltConf	Trace
4	PB	161	Total	C	N	O	S	0	0
			1214	765	204	238	7		
4	RB	161	Total	C	N	O	S	0	0
			1214	765	204	238	7		
4	TB	161	Total	C	N	O	S	0	0
			1214	765	204	238	7		
4	WB	161	Total	C	N	O	S	0	0
			1214	765	204	238	7		
4	YB	161	Total	C	N	O	S	0	0
			1214	765	204	238	7		
4	IF	161	Total	C	N	O	S	0	0
			1214	765	204	238	7		
4	KF	161	Total	C	N	O	S	0	0
			1214	765	204	238	7		
4	MF	161	Total	C	N	O	S	0	0
			1214	765	204	238	7		
4	YF	161	Total	C	N	O	S	0	0
			1214	765	204	238	7		
4	HG	161	Total	C	N	O	S	0	0
			1208	762	201	238	7		
4	JG	161	Total	C	N	O	S	0	0
			1214	765	204	238	7		
4	LG	161	Total	C	N	O	S	0	0
			1214	765	204	238	7		
4	MG	161	Total	C	N	O	S	0	0
			1210	763	204	236	7		
4	OG	161	Total	C	N	O	S	0	0
			1214	765	204	238	7		
4	SG	161	Total	C	N	O	S	0	0
			1214	765	204	238	7		

Continued on next page...

Continued from previous page...

Mol	Chain	Residues	Atoms					AltConf	Trace
4	UG	161	Total	C	N	O	S	0	0
			1214	765	204	238	7		
4	WG	161	Total	C	N	O	S	0	0
			1214	765	204	238	7		
4	IK	161	Total	C	N	O	S	0	0
			1214	765	204	238	7		
4	KK	161	Total	C	N	O	S	0	0
			1214	765	204	238	7		
4	MK	161	Total	C	N	O	S	0	0
			1214	765	204	238	7		
4	YK	161	Total	C	N	O	S	0	0
			1214	765	204	238	7		
4	HL	161	Total	C	N	O	S	0	0
			1208	762	201	238	7		
4	JL	161	Total	C	N	O	S	0	0
			1214	765	204	238	7		
4	LL	161	Total	C	N	O	S	0	0
			1214	765	204	238	7		
4	ML	161	Total	C	N	O	S	0	0
			1210	763	204	236	7		
4	OL	161	Total	C	N	O	S	0	0
			1214	765	204	238	7		
4	SL	161	Total	C	N	O	S	0	0
			1214	765	204	238	7		
4	UL	161	Total	C	N	O	S	0	0
			1214	765	204	238	7		
4	WL	161	Total	C	N	O	S	0	0
			1214	765	204	238	7		
4	a4	160	Total	C	N	O	S	0	0
			1199	754	203	236	6		
4	T4	161	Total	C	N	O	S	0	0
			1214	765	204	238	7		
4	W4	161	Total	C	N	O	S	0	0
			1214	765	204	238	7		
4	Y4	161	Total	C	N	O	S	0	0
			1214	765	204	238	7		
4	t4	161	Total	C	N	O	S	0	0
			1214	765	204	238	7		
4	v4	161	Total	C	N	O	S	0	0
			1214	765	204	238	7		
4	p4	161	Total	C	N	O	S	0	0
			1208	762	201	238	7		

Continued on next page...

Continued from previous page...

Mol	Chain	Residues	Atoms					AltConf	Trace
4	r4	161	Total	C	N	O	S	0	0
			1214	765	204	238	7		
4	x4	161	Total	C	N	O	S	0	0
			1214	765	204	238	7		
4	z4	161	Total	C	N	O	S	0	0
			1208	762	201	238	7		
4	P4	161	Total	C	N	O	S	0	0
			1214	765	204	238	7		
4	R4	161	Total	C	N	O	S	0	0
			1214	765	204	238	7		
4	aB	160	Total	C	N	O	S	0	0
			1196	753	203	234	6		
4	tB	161	Total	C	N	O	S	0	0
			1214	765	204	238	7		
4	vB	161	Total	C	N	O	S	0	0
			1214	765	204	238	7		
4	pB	161	Total	C	N	O	S	0	0
			1208	762	201	238	7		
4	rB	161	Total	C	N	O	S	0	0
			1214	765	204	238	7		
4	xB	161	Total	C	N	O	S	0	0
			1214	765	204	238	7		
4	zB	161	Total	C	N	O	S	0	0
			1208	762	201	238	7		
4	aF	161	Total	C	N	O	S	0	0
			1214	765	204	238	7		
4	cF	161	Total	C	N	O	S	0	0
			1214	765	204	238	7		
4	eF	161	Total	C	N	O	S	0	0
			1214	765	204	238	7		
4	hF	161	Total	C	N	O	S	0	0
			1214	765	204	238	7		
4	jF	161	Total	C	N	O	S	0	0
			1211	763	204	238	6		
4	lF	161	Total	C	N	O	S	0	0
			1214	765	204	238	7		
4	nF	161	Total	C	N	O	S	0	0
			1214	765	204	238	7		
4	1G	161	Total	C	N	O	S	0	0
			1214	765	204	238	7		
4	5G	161	Total	C	N	O	S	0	0
			1214	765	204	238	7		

Continued on next page...

Continued from previous page...

Mol	Chain	Residues	Atoms					AltConf	Trace
4	7G	161	Total	C	N	O	S	0	0
			1214	765	204	238	7		
4	aK	161	Total	C	N	O	S	0	0
			1214	765	204	238	7		
4	cK	161	Total	C	N	O	S	0	0
			1214	765	204	238	7		
4	eK	161	Total	C	N	O	S	0	0
			1214	765	204	238	7		
4	hK	161	Total	C	N	O	S	0	0
			1208	762	201	238	7		
4	jK	161	Total	C	N	O	S	0	0
			1211	763	204	238	6		
4	lK	161	Total	C	N	O	S	0	0
			1214	765	204	238	7		
4	nK	161	Total	C	N	O	S	0	0
			1214	765	204	238	7		
4	1L	161	Total	C	N	O	S	0	0
			1214	765	204	238	7		
4	5L	161	Total	C	N	O	S	0	0
			1214	765	204	238	7		
4	7L	161	Total	C	N	O	S	0	0
			1214	765	204	238	7		

- Molecule 5 is a protein called Phycobilisome 7.8 kDa linker polypeptide, allophycocyanin-associated, core.

Mol	Chain	Residues	Atoms					AltConf	Trace
5	UB	65	Total	C	N	O	S	0	0
			527	333	98	93	3		
5	NF	66	Total	C	N	O	S	0	0
			535	338	99	94	4		
5	NK	66	Total	C	N	O	S	0	0
			535	338	99	94	4		
5	b4	65	Total	C	N	O	S	0	0
			527	333	98	93	3		
5	U4	65	Total	C	N	O	S	0	0
			527	333	98	93	3		
5	bB	65	Total	C	N	O	S	0	0
			527	333	98	93	3		
5	3F	65	Total	C	N	O	S	0	0
			527	333	98	93	3		
5	2G	65	Total	C	N	O	S	0	0
			527	333	98	93	3		

Continued on next page...

Continued from previous page...

Mol	Chain	Residues	Atoms					AltConf	Trace
5	8G	65	Total	C	N	O	S	0	0
			527	333	98	93	3		
5	3K	65	Total	C	N	O	S	0	0
			527	333	98	93	3		
5	2L	65	Total	C	N	O	S	0	0
			527	333	98	93	3		
5	8L	65	Total	C	N	O	S	0	0
			527	333	98	93	3		

- Molecule 6 is a protein called Photosystem II protein D1.

Mol	Chain	Residues	Atoms					AltConf	Trace
6	AD	334	Total	C	N	O	S	0	0
			2606	1707	433	454	12		
6	AE	334	Total	C	N	O	S	0	0
			2606	1707	433	454	12		
6	A1	334	Total	C	N	O	S	0	0
			2613	1713	433	455	12		
6	a1	334	Total	C	N	O	S	0	0
			2611	1712	431	456	12		
6	aD	334	Total	C	N	O	S	0	0
			2617	1715	434	456	12		
6	aE	334	Total	C	N	O	S	0	0
			2617	1715	434	456	12		

- Molecule 7 is a protein called Photosystem II CP47 reaction center protein.

Mol	Chain	Residues	Atoms					AltConf	Trace
7	BD	502	Total	C	N	O	S	0	0
			3929	2563	662	691	13		
7	BE	502	Total	C	N	O	S	0	0
			3923	2560	659	691	13		
7	B1	502	Total	C	N	O	S	0	0
			3925	2561	662	689	13		
7	b1	504	Total	C	N	O	S	0	0
			3945	2572	667	693	13		
7	bD	504	Total	C	N	O	S	0	0
			3945	2572	667	693	13		
7	bE	504	Total	C	N	O	S	0	0
			3945	2572	667	693	13		

- Molecule 8 is a protein called Photosystem II CP43 reaction center protein.

Mol	Chain	Residues	Atoms					AltConf	Trace
8	CD	450	Total	C	N	O	S	0	0
			3485	2286	585	601	13		
8	CE	450	Total	C	N	O	S	0	0
			3485	2286	585	601	13		
8	C1	450	Total	C	N	O	S	0	0
			3485	2286	585	601	13		
8	c1	453	Total	C	N	O	S	0	0
			3484	2282	585	604	13		
8	cD	453	Total	C	N	O	S	0	0
			3480	2279	584	604	13		
8	cE	453	Total	C	N	O	S	0	0
			3482	2280	584	605	13		

- Molecule 9 is a protein called Photosystem II D2 protein.

Mol	Chain	Residues	Atoms					AltConf	Trace
9	DD	341	Total	C	N	O	S	0	0
			2713	1799	444	457	13		
9	DE	341	Total	C	N	O	S	0	0
			2713	1799	444	457	13		
9	D1	341	Total	C	N	O	S	0	0
			2713	1799	444	457	13		
9	d1	341	Total	C	N	O	S	0	0
			2709	1797	443	456	13		
9	dD	341	Total	C	N	O	S	0	0
			2709	1797	443	456	13		
9	dE	341	Total	C	N	O	S	0	0
			2709	1797	443	456	13		

- Molecule 10 is a protein called Cytochrome b559 subunit alpha.

Mol	Chain	Residues	Atoms				AltConf	Trace
10	ED	78	Total	C	N	O	0	0
			634	412	105	117		
10	EE	78	Total	C	N	O	0	0
			634	412	105	117		
10	E1	78	Total	C	N	O	0	0
			634	412	105	117		
10	e1	78	Total	C	N	O	0	0
			634	412	105	117		
10	eD	78	Total	C	N	O	0	0
			634	412	105	117		
10	eE	78	Total	C	N	O	0	0
			634	412	105	117		

- Molecule 11 is a protein called Cytochrome b559 subunit beta.

Mol	Chain	Residues	Atoms					AltConf	Trace
11	FD	35	Total	C	N	O	S	0	0
			283	194	46	42	1		
11	FE	35	Total	C	N	O	S	0	0
			283	194	46	42	1		
11	F1	35	Total	C	N	O	S	0	0
			283	194	46	42	1		
11	f1	35	Total	C	N	O	S	0	0
			283	194	46	42	1		
11	fD	37	Total	C	N	O	S	0	0
			299	204	49	45	1		
11	fE	35	Total	C	N	O	S	0	0
			283	194	46	42	1		

- Molecule 12 is a protein called Photosystem II reaction center protein H.

Mol	Chain	Residues	Atoms					AltConf	Trace
12	HD	64	Total	C	N	O	S	0	0
			504	335	82	85	2		
12	HE	64	Total	C	N	O	S	0	0
			504	335	82	85	2		
12	H1	64	Total	C	N	O	S	0	0
			512	340	83	87	2		
12	h1	64	Total	C	N	O	S	0	0
			512	340	83	87	2		
12	hD	64	Total	C	N	O	S	0	0
			512	340	83	87	2		
12	hE	64	Total	C	N	O	S	0	0
			512	340	83	87	2		

- Molecule 13 is a protein called Photosystem II reaction center protein I.

Mol	Chain	Residues	Atoms					AltConf	Trace
13	ID	36	Total	C	N	O	S	0	0
			294	197	50	46	1		
13	IE	36	Total	C	N	O	S	0	0
			294	197	50	46	1		
13	I1	36	Total	C	N	O	S	0	0
			294	197	50	46	1		
13	i1	36	Total	C	N	O	S	0	0
			290	194	49	46	1		
13	iD	36	Total	C	N	O	S	0	0
			290	194	49	46	1		

Continued on next page...

Continued from previous page...

Mol	Chain	Residues	Atoms					AltConf	Trace
13	iE	36	Total	C	N	O	S	0	0
			290	194	49	46	1		

- Molecule 14 is a protein called Photosystem II reaction center protein J.

Mol	Chain	Residues	Atoms					AltConf	Trace
14	JD	37	Total	C	N	O		0	0
			262	179	39	44			
14	JE	37	Total	C	N	O		0	0
			262	179	39	44			
14	J1	37	Total	C	N	O		0	0
			262	179	39	44			
14	j1	39	Total	C	N	O	S	0	0
			276	187	41	47	1		
14	jD	39	Total	C	N	O	S	0	0
			276	187	41	47	1		
14	jE	39	Total	C	N	O	S	0	0
			276	187	41	47	1		

- Molecule 15 is a protein called Photosystem II reaction center protein K.

Mol	Chain	Residues	Atoms				AltConf	Trace
15	KD	36	Total	C	N	O	0	0
			286	203	39	44		
15	KE	36	Total	C	N	O	0	0
			286	203	39	44		
15	K1	36	Total	C	N	O	0	0
			286	203	39	44		
15	k1	35	Total	C	N	O	0	0
			277	197	37	43		
15	kD	35	Total	C	N	O	0	0
			277	197	37	43		
15	kE	35	Total	C	N	O	0	0
			277	197	37	43		

- Molecule 16 is a protein called Photosystem II reaction center protein L.

Mol	Chain	Residues	Atoms					AltConf	Trace
16	LD	38	Total	C	N	O	S	0	0
			315	209	52	53	1		
16	LE	38	Total	C	N	O	S	0	0
			315	209	52	53	1		

Continued on next page...

Continued from previous page...

Mol	Chain	Residues	Atoms					AltConf	Trace
16	L1	38	Total	C	N	O	S	0	0
			315	209	52	53	1		
16	l1	38	Total	C	N	O	S	0	0
			315	209	52	53	1		
16	lD	38	Total	C	N	O	S	0	0
			315	209	52	53	1		
16	lE	38	Total	C	N	O	S	0	0
			315	209	52	53	1		

- Molecule 17 is a protein called Photosystem II reaction center protein M.

Mol	Chain	Residues	Atoms					AltConf	Trace
17	MD	36	Total	C	N	O	S	0	0
			286	190	43	52	1		
17	ME	36	Total	C	N	O	S	0	0
			286	190	43	52	1		
17	M1	36	Total	C	N	O	S	0	0
			286	190	43	52	1		
17	m1	36	Total	C	N	O	S	0	0
			286	190	43	52	1		
17	mD	36	Total	C	N	O	S	0	0
			286	190	43	52	1		
17	mE	36	Total	C	N	O	S	0	0
			286	190	43	52	1		

- Molecule 18 is a protein called Photosystem II extrinsic protein O.

Mol	Chain	Residues	Atoms					AltConf	Trace
18	OD	243	Total	C	N	O	S	0	0
			1856	1174	308	372	2		
18	OE	243	Total	C	N	O	S	0	0
			1856	1174	308	372	2		
18	O1	243	Total	C	N	O	S	0	0
			1856	1174	308	372	2		
18	o1	243	Total	C	N	O	S	0	0
			1856	1174	308	372	2		
18	oD	243	Total	C	N	O	S	0	0
			1856	1174	308	372	2		
18	oE	243	Total	C	N	O	S	0	0
			1856	1174	308	372	2		

- Molecule 19 is a protein called PsbQ protein.

Mol	Chain	Residues	Atoms					AltConf	Trace
19	QD	119	Total	C	N	O	S	0	0
			966	610	165	189	2		
19	QE	119	Total	C	N	O	S	0	0
			966	610	165	189	2		
19	Q1	119	Total	C	N	O	S	0	0
			966	610	165	189	2		
19	q1	119	Total	C	N	O	S	0	0
			966	610	165	189	2		
19	qD	119	Total	C	N	O	S	0	0
			966	610	165	189	2		
19	qE	119	Total	C	N	O	S	0	0
			966	610	165	189	2		

- Molecule 20 is a protein called Photosystem II reaction center protein Y.

Mol	Chain	Residues	Atoms					AltConf	Trace
20	RD	35	Total	C	N	O	S	0	0
			260	175	43	41	1		
20	RE	35	Total	C	N	O	S	0	0
			260	175	43	41	1		
20	R1	35	Total	C	N	O	S	0	0
			260	175	43	41	1		
20	r1	35	Total	C	N	O	S	0	0
			260	175	43	41	1		
20	rD	35	Total	C	N	O	S	0	0
			260	175	43	41	1		
20	rE	35	Total	C	N	O	S	0	0
			260	175	43	41	1		

- Molecule 21 is a protein called LPP1.

Mol	Chain	Residues	Atoms				AltConf	Trace
21	SD	47	Total	C	N	O	0	0
			235	141	47	47		
21	SE	47	Total	C	N	O	0	0
			235	141	47	47		
21	S1	47	Total	C	N	O	0	0
			235	141	47	47		

- Molecule 22 is a protein called Photosystem II reaction center protein T.

Mol	Chain	Residues	Atoms					AltConf	Trace
22	TD	29	Total	C	N	O		0	0
			225	154	35	36			
22	TE	29	Total	C	N	O		0	0
			225	154	35	36			
22	T1	29	Total	C	N	O		0	0
			225	154	35	36			
22	t1	30	Total	C	N	O	S	0	0
			233	159	36	37	1		
22	tD	30	Total	C	N	O	S	0	0
			233	159	36	37	1		
22	tE	30	Total	C	N	O	S	0	0
			233	159	36	37	1		

- Molecule 23 is a protein called PsbU.

Mol	Chain	Residues	Atoms					AltConf	Trace
23	UD	95	Total	C	N	O	S	0	0
			755	484	121	148	2		
23	UE	95	Total	C	N	O	S	0	0
			755	484	121	148	2		
23	U1	95	Total	C	N	O	S	0	0
			755	484	121	148	2		
23	u1	95	Total	C	N	O	S	0	0
			755	484	121	148	2		
23	uD	95	Total	C	N	O	S	0	0
			755	484	121	148	2		
23	uE	95	Total	C	N	O	S	0	0
			755	484	121	148	2		

- Molecule 24 is a protein called Photosystem II extrinsic protein V.

Mol	Chain	Residues	Atoms					AltConf	Trace
24	VD	135	Total	C	N	O	S	0	0
			1043	662	175	203	3		
24	VE	135	Total	C	N	O	S	0	0
			1043	662	175	203	3		
24	V1	135	Total	C	N	O	S	0	0
			1043	662	175	203	3		
24	v1	135	Total	C	N	O	S	0	0
			1043	662	175	203	3		
24	vD	135	Total	C	N	O	S	0	0
			1043	662	175	203	3		
24	vE	135	Total	C	N	O	S	0	0
			1043	662	175	203	3		

- Molecule 25 is a protein called Photosystem II reaction center protein X.

Mol	Chain	Residues	Atoms					AltConf	Trace
25	XD	40	Total	C	N	O	S	0	0
			313	210	50	51	2		
25	XE	40	Total	C	N	O	S	0	0
			313	210	50	51	2		
25	X1	40	Total	C	N	O	S	0	0
			313	210	50	51	2		
25	x1	40	Total	C	N	O	S	0	0
			313	210	50	51	2		
25	xD	40	Total	C	N	O	S	0	0
			313	210	50	51	2		
25	xE	40	Total	C	N	O	S	0	0
			313	210	50	51	2		

- Molecule 26 is a protein called Photosystem II reaction center protein Psb30.

Mol	Chain	Residues	Atoms					AltConf	Trace
26	YD	32	Total	C	N	O	S	0	0
			239	162	37	39	1		
26	YE	32	Total	C	N	O	S	0	0
			239	162	37	39	1		
26	Y1	32	Total	C	N	O	S	0	0
			239	162	37	39	1		
26	y1	32	Total	C	N	O	S	0	0
			239	162	37	39	1		
26	yD	32	Total	C	N	O	S	0	0
			239	162	37	39	1		
26	yE	32	Total	C	N	O	S	0	0
			239	162	37	39	1		

- Molecule 27 is a protein called Photosystem II reaction center protein Z.

Mol	Chain	Residues	Atoms					AltConf	Trace
27	ZD	60	Total	C	N	O	S	0	0
			461	319	68	73	1		
27	ZE	60	Total	C	N	O	S	0	0
			461	319	68	73	1		
27	Z1	60	Total	C	N	O	S	0	0
			461	319	68	73	1		
27	z1	60	Total	C	N	O	S	0	0
			461	319	68	73	1		
27	zD	60	Total	C	N	O	S	0	0
			461	319	68	73	1		

Continued on next page...

Continued from previous page...

Mol	Chain	Residues	Atoms					AltConf	Trace
27	zE	60	Total	C	N	O	S	0	0
			461	319	68	73	1		

- Molecule 28 is a protein called LPP2.

Mol	Chain	Residues	Atoms					AltConf	Trace
28	EF	46	Total	C	N	O	S	0	0
			354	214	69	66	5		
28	BG	46	Total	C	N	O	S	0	0
			357	216	69	66	6		
28	EK	46	Total	C	N	O	S	0	0
			354	214	69	66	5		
28	BL	46	Total	C	N	O	S	0	0
			357	216	69	66	6		

- Molecule 29 is a protein called Allophycocyanin beta-18 subunit.

Mol	Chain	Residues	Atoms					AltConf	Trace
29	QG	169	Total	C	N	O	S	0	0
			1297	818	219	257	3		
29	QL	169	Total	C	N	O	S	0	0
			1297	818	219	257	3		
29	gF	169	Total	C	N	O	S	0	0
			1297	818	219	257	3		
29	gK	169	Total	C	N	O	S	0	0
			1297	818	219	257	3		

- Molecule 30 is a protein called Allophycocyanin-B alpha subunit.

Mol	Chain	Residues	Atoms					AltConf	Trace
30	VG	160	Total	C	N	O	S	0	0
			1254	795	212	241	6		
30	VL	160	Total	C	N	O	S	0	0
			1254	795	212	241	6		
30	mF	160	Total	C	N	O	S	0	0
			1254	795	212	241	6		
30	mK	160	Total	C	N	O	S	0	0
			1254	795	212	241	6		

- Molecule 31 is a protein called C-phycocyanin alpha subunit.

Mol	Chain	Residues	Atoms					AltConf	Trace
31	b2	162	Total	C	N	O	S	0	0
			1052	645	186	218	3		
31	d2	162	Total	C	N	O	S	0	0
			1013	619	181	212	1		
31	f2	162	Total	C	N	O	S	0	0
			1030	634	179	215	2		
31	h2	162	Total	C	N	O	S	0	0
			1042	637	189	214	2		
31	j2	162	Total	C	N	O	S	0	0
			1029	633	182	212	2		
31	l2	162	Total	C	N	O	S	0	0
			1059	650	186	222	1		
31	b3	162	Total	C	N	O	S	0	0
			1052	645	186	218	3		
31	d3	162	Total	C	N	O	S	0	0
			1013	619	181	212	1		
31	f3	162	Total	C	N	O	S	0	0
			1030	634	179	215	2		
31	h3	162	Total	C	N	O	S	0	0
			1042	637	189	214	2		
31	j3	162	Total	C	N	O	S	0	0
			1029	633	182	212	2		
31	l3	162	Total	C	N	O	S	0	0
			1059	650	186	222	1		
31	b5	162	Total	C	N	O	S	0	0
			1052	645	186	218	3		
31	d5	162	Total	C	N	O	S	0	0
			1013	619	181	212	1		
31	f5	162	Total	C	N	O	S	0	0
			1030	634	179	215	2		
31	h5	162	Total	C	N	O	S	0	0
			1042	637	189	214	2		
31	j5	162	Total	C	N	O	S	0	0
			1029	633	182	212	2		
31	l5	162	Total	C	N	O	S	0	0
			1059	650	186	222	1		
31	b6	162	Total	C	N	O	S	0	0
			1052	645	186	218	3		
31	d6	162	Total	C	N	O	S	0	0
			1013	619	181	212	1		
31	f6	162	Total	C	N	O	S	0	0
			1030	634	179	215	2		
31	h6	162	Total	C	N	O	S	0	0
			1042	637	189	214	2		

Continued on next page...

Continued from previous page...

Mol	Chain	Residues	Atoms					AltConf	Trace
31	j6	162	Total	C	N	O	S	0	0
			1029	633	182	212	2		
31	l6	162	Total	C	N	O	S	0	0
			1059	650	186	222	1		
31	b7	162	Total	C	N	O	S	0	0
			1052	645	186	218	3		
31	d7	162	Total	C	N	O	S	0	0
			1013	619	181	212	1		
31	f7	162	Total	C	N	O	S	0	0
			1030	634	179	215	2		
31	h7	162	Total	C	N	O	S	0	0
			1042	637	189	214	2		
31	j7	162	Total	C	N	O	S	0	0
			1029	633	182	212	2		
31	l7	162	Total	C	N	O	S	0	0
			1059	650	186	222	1		
31	b8	162	Total	C	N	O	S	0	0
			1052	645	186	218	3		
31	d8	162	Total	C	N	O	S	0	0
			1013	619	181	212	1		
31	f8	162	Total	C	N	O	S	0	0
			1030	634	179	215	2		
31	h8	162	Total	C	N	O	S	0	0
			1042	637	189	214	2		
31	j8	162	Total	C	N	O	S	0	0
			1029	633	182	212	2		
31	l8	162	Total	C	N	O	S	0	0
			1059	650	186	222	1		
31	b9	162	Total	C	N	O	S	0	0
			1052	645	186	218	3		
31	d9	162	Total	C	N	O	S	0	0
			1013	619	181	212	1		
31	f9	162	Total	C	N	O	S	0	0
			1030	634	179	215	2		
31	h9	162	Total	C	N	O	S	0	0
			1036	634	186	214	2		
31	j9	162	Total	C	N	O	S	0	0
			1029	633	182	212	2		
31	l9	162	Total	C	N	O	S	0	0
			1059	650	186	222	1		
31	bA	162	Total	C	N	O	S	0	0
			1052	645	186	218	3		

Continued on next page...

Continued from previous page...

Mol	Chain	Residues	Atoms					AltConf	Trace
31	dA	162	Total	C	N	O	S	0	0
			1013	619	181	212	1		
31	fA	162	Total	C	N	O	S	0	0
			1030	634	179	215	2		
31	hA	162	Total	C	N	O	S	0	0
			1042	637	189	214	2		
31	jA	162	Total	C	N	O	S	0	0
			1029	633	182	212	2		
31	lA	162	Total	C	N	O	S	0	0
			1059	650	186	222	1		
31	bC	162	Total	C	N	O	S	0	0
			1052	645	186	218	3		
31	dC	162	Total	C	N	O	S	0	0
			1013	619	181	212	1		
31	fC	162	Total	C	N	O	S	0	0
			1030	634	179	215	2		
31	hC	162	Total	C	N	O	S	0	0
			1042	637	189	214	2		
31	jC	162	Total	C	N	O	S	0	0
			1029	633	182	212	2		
31	lC	162	Total	C	N	O	S	0	0
			1059	650	186	222	1		
31	bH	162	Total	C	N	O	S	0	0
			1052	645	186	218	3		
31	dH	162	Total	C	N	O	S	0	0
			1013	619	181	212	1		
31	fH	162	Total	C	N	O	S	0	0
			1030	634	179	215	2		
31	hH	162	Total	C	N	O	S	0	0
			1042	637	189	214	2		
31	jH	162	Total	C	N	O	S	0	0
			1029	633	182	212	2		
31	lH	162	Total	C	N	O	S	0	0
			1059	650	186	222	1		
31	bI	162	Total	C	N	O	S	0	0
			1052	645	186	218	3		
31	dI	162	Total	C	N	O	S	0	0
			1013	619	181	212	1		
31	fI	162	Total	C	N	O	S	0	0
			1030	634	179	215	2		
31	hI	162	Total	C	N	O	S	0	0
			1042	637	189	214	2		

Continued on next page...

Continued from previous page...

Mol	Chain	Residues	Atoms					AltConf	Trace
31	jI	162	Total	C	N	O	S	0	0
			1029	633	182	212	2		
31	lI	162	Total	C	N	O	S	0	0
			1059	650	186	222	1		
31	bJ	162	Total	C	N	O	S	0	0
			1052	645	186	218	3		
31	dJ	162	Total	C	N	O	S	0	0
			1013	619	181	212	1		
31	fJ	162	Total	C	N	O	S	0	0
			1030	634	179	215	2		
31	hJ	162	Total	C	N	O	S	0	0
			1042	637	189	214	2		
31	jJ	162	Total	C	N	O	S	0	0
			1029	633	182	212	2		
31	lJ	162	Total	C	N	O	S	0	0
			1059	650	186	222	1		

- Molecule 32 is a protein called Phycocyanin beta subunit.

Mol	Chain	Residues	Atoms					AltConf	Trace
32	c2	172	Total	C	N	O	S	0	0
			1076	651	191	228	6		
32	e2	172	Total	C	N	O	S	0	0
			1063	642	188	228	5		
32	g2	172	Total	C	N	O	S	0	0
			1088	655	198	228	7		
32	i2	172	Total	C	N	O	S	0	0
			1086	654	195	231	6		
32	k2	172	Total	C	N	O	S	0	0
			1103	665	195	238	5		
32	m2	172	Total	C	N	O	S	0	0
			1098	662	195	235	6		
32	c3	172	Total	C	N	O	S	0	0
			1076	651	191	228	6		
32	e3	172	Total	C	N	O	S	0	0
			1063	642	188	228	5		
32	g3	172	Total	C	N	O	S	0	0
			1088	655	198	228	7		
32	i3	172	Total	C	N	O	S	0	0
			1086	654	195	231	6		
32	k3	172	Total	C	N	O	S	0	0
			1103	665	195	238	5		

Continued on next page...

Continued from previous page...

Mol	Chain	Residues	Atoms					AltConf	Trace
32	m3	172	Total	C	N	O	S	0	0
			1098	662	195	235	6		
32	c5	172	Total	C	N	O	S	0	0
			1076	651	191	228	6		
32	e5	172	Total	C	N	O	S	0	0
			1063	642	188	228	5		
32	g5	172	Total	C	N	O	S	0	0
			1088	655	198	228	7		
32	i5	172	Total	C	N	O	S	0	0
			1086	654	195	231	6		
32	k5	172	Total	C	N	O	S	0	0
			1103	665	195	238	5		
32	m5	172	Total	C	N	O	S	0	0
			1098	662	195	235	6		
32	c6	172	Total	C	N	O	S	0	0
			1076	651	191	228	6		
32	e6	172	Total	C	N	O	S	0	0
			1063	642	188	228	5		
32	g6	172	Total	C	N	O	S	0	0
			1088	655	198	228	7		
32	i6	172	Total	C	N	O	S	0	0
			1086	654	195	231	6		
32	k6	172	Total	C	N	O	S	0	0
			1103	665	195	238	5		
32	m6	172	Total	C	N	O	S	0	0
			1098	662	195	235	6		
32	c7	172	Total	C	N	O	S	0	0
			1076	651	191	228	6		
32	e7	172	Total	C	N	O	S	0	0
			1063	642	188	228	5		
32	g7	172	Total	C	N	O	S	0	0
			1088	655	198	228	7		
32	i7	172	Total	C	N	O	S	0	0
			1086	654	195	231	6		
32	k7	172	Total	C	N	O	S	0	0
			1103	665	195	238	5		
32	m7	172	Total	C	N	O	S	0	0
			1098	662	195	235	6		
32	c8	172	Total	C	N	O	S	0	0
			1076	651	191	228	6		
32	e8	172	Total	C	N	O	S	0	0
			1063	642	188	228	5		

Continued on next page...

Continued from previous page...

Mol	Chain	Residues	Atoms					AltConf	Trace
32	g8	172	Total	C	N	O	S	0	0
			1088	655	198	228	7		
32	i8	172	Total	C	N	O	S	0	0
			1086	654	195	231	6		
32	k8	172	Total	C	N	O	S	0	0
			1103	665	195	238	5		
32	m8	172	Total	C	N	O	S	0	0
			1098	662	195	235	6		
32	c9	172	Total	C	N	O	S	0	0
			1076	651	191	228	6		
32	e9	172	Total	C	N	O	S	0	0
			1063	642	188	228	5		
32	g9	172	Total	C	N	O	S	0	0
			1088	655	198	228	7		
32	i9	172	Total	C	N	O	S	0	0
			1086	654	195	231	6		
32	k9	172	Total	C	N	O	S	0	0
			1103	665	195	238	5		
32	m9	172	Total	C	N	O	S	0	0
			1098	662	195	235	6		
32	cA	172	Total	C	N	O	S	0	0
			1076	651	191	228	6		
32	eA	172	Total	C	N	O	S	0	0
			1063	642	188	228	5		
32	gA	172	Total	C	N	O	S	0	0
			1088	655	198	228	7		
32	iA	172	Total	C	N	O	S	0	0
			1086	654	195	231	6		
32	kA	172	Total	C	N	O	S	0	0
			1103	665	195	238	5		
32	mA	172	Total	C	N	O	S	0	0
			1098	662	195	235	6		
32	cC	172	Total	C	N	O	S	0	0
			1076	651	191	228	6		
32	eC	172	Total	C	N	O	S	0	0
			1063	642	188	228	5		
32	gC	172	Total	C	N	O	S	0	0
			1088	655	198	228	7		
32	iC	172	Total	C	N	O	S	0	0
			1086	654	195	231	6		
32	kC	172	Total	C	N	O	S	0	0
			1103	665	195	238	5		

Continued on next page...

Continued from previous page...

Mol	Chain	Residues	Atoms					AltConf	Trace
32	mC	172	Total	C	N	O	S	0	0
			1098	662	195	235	6		
32	cH	172	Total	C	N	O	S	0	0
			1076	651	191	228	6		
32	eH	172	Total	C	N	O	S	0	0
			1063	642	188	228	5		
32	gH	172	Total	C	N	O	S	0	0
			1088	655	198	228	7		
32	iH	172	Total	C	N	O	S	0	0
			1086	654	195	231	6		
32	kH	172	Total	C	N	O	S	0	0
			1103	665	195	238	5		
32	mH	172	Total	C	N	O	S	0	0
			1098	662	195	235	6		
32	cI	172	Total	C	N	O	S	0	0
			1073	650	190	227	6		
32	eI	172	Total	C	N	O	S	0	0
			1063	642	188	228	5		
32	gI	172	Total	C	N	O	S	0	0
			1085	654	197	227	7		
32	iI	172	Total	C	N	O	S	0	0
			1086	654	195	231	6		
32	kI	172	Total	C	N	O	S	0	0
			1103	665	195	238	5		
32	mI	172	Total	C	N	O	S	0	0
			1098	662	195	235	6		
32	cJ	172	Total	C	N	O	S	0	0
			1076	651	191	228	6		
32	eJ	172	Total	C	N	O	S	0	0
			1063	642	188	228	5		
32	gJ	172	Total	C	N	O	S	0	0
			1088	655	198	228	7		
32	iJ	172	Total	C	N	O	S	0	0
			1086	654	195	231	6		
32	kJ	172	Total	C	N	O	S	0	0
			1103	665	195	238	5		
32	mJ	172	Total	C	N	O	S	0	0
			1098	662	195	235	6		

- Molecule 33 is PHYCOCYANOBILIN (CCD ID: CYC) (formula: $C_{33}H_{40}N_4O_6$).

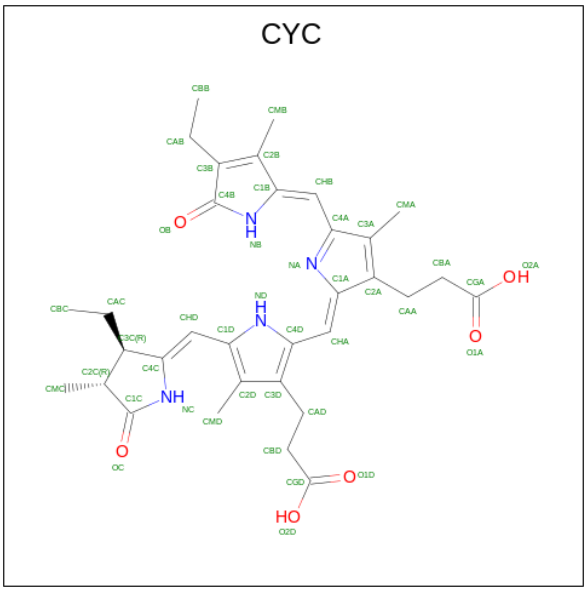

Mol	Chain	Residues	Atoms				AltConf
33	BB	1	Total	C	N	O	0
			43	33	4	6	
33	BB	1	Total	C	N	O	0
			43	33	4	6	
33	CB	1	Total	C	N	O	0
			43	33	4	6	
33	OB	1	Total	C	N	O	0
			43	33	4	6	
33	PB	1	Total	C	N	O	0
			43	33	4	6	
33	QB	1	Total	C	N	O	0
			43	33	4	6	
33	RB	1	Total	C	N	O	0
			43	33	4	6	
33	SB	1	Total	C	N	O	0
			43	33	4	6	
33	TB	1	Total	C	N	O	0
			43	33	4	6	
33	VB	1	Total	C	N	O	0
			43	33	4	6	
33	WB	1	Total	C	N	O	0
			43	33	4	6	
33	XB	1	Total	C	N	O	0
			43	33	4	6	
33	YB	1	Total	C	N	O	0
			43	33	4	6	
33	ZB	1	Total	C	N	O	0
			43	33	4	6	

Continued on next page...

Continued from previous page...

Mol	Chain	Residues	Atoms				AltConf
33	IF	1	Total	C	N	O	0
			43	33	4	6	
33	JF	1	Total	C	N	O	0
			43	33	4	6	
33	KF	1	Total	C	N	O	0
			43	33	4	6	
33	LF	1	Total	C	N	O	0
			43	33	4	6	
33	MF	1	Total	C	N	O	0
			43	33	4	6	
33	XF	1	Total	C	N	O	0
			43	33	4	6	
33	YF	1	Total	C	N	O	0
			43	33	4	6	
33	ZF	1	Total	C	N	O	0
			43	33	4	6	
33	AG	1	Total	C	N	O	0
			43	33	4	6	
33	GG	1	Total	C	N	O	0
			43	33	4	6	
33	HG	1	Total	C	N	O	0
			43	33	4	6	
33	IG	1	Total	C	N	O	0
			43	33	4	6	
33	JG	1	Total	C	N	O	0
			43	33	4	6	
33	KG	1	Total	C	N	O	0
			43	33	4	6	
33	LG	1	Total	C	N	O	0
			43	33	4	6	
33	MG	1	Total	C	N	O	0
			43	33	4	6	
33	NG	1	Total	C	N	O	0
			43	33	4	6	
33	OG	1	Total	C	N	O	0
			43	33	4	6	
33	PG	1	Total	C	N	O	0
			43	33	4	6	
33	QG	1	Total	C	N	O	0
			43	33	4	6	
33	RG	1	Total	C	N	O	0
			43	33	4	6	

Continued on next page...

Continued from previous page...

Mol	Chain	Residues	Atoms				AltConf
33	SG	1	Total	C	N	O	0
			43	33	4	6	
33	TG	1	Total	C	N	O	0
			43	33	4	6	
33	VG	1	Total	C	N	O	0
			43	33	4	6	
33	WG	1	Total	C	N	O	0
			43	33	4	6	
33	IK	1	Total	C	N	O	0
			43	33	4	6	
33	JK	1	Total	C	N	O	0
			43	33	4	6	
33	KK	1	Total	C	N	O	0
			43	33	4	6	
33	LK	1	Total	C	N	O	0
			43	33	4	6	
33	MK	1	Total	C	N	O	0
			43	33	4	6	
33	XK	1	Total	C	N	O	0
			43	33	4	6	
33	YK	1	Total	C	N	O	0
			43	33	4	6	
33	ZK	1	Total	C	N	O	0
			43	33	4	6	
33	AL	1	Total	C	N	O	0
			43	33	4	6	
33	GL	1	Total	C	N	O	0
			43	33	4	6	
33	HL	1	Total	C	N	O	0
			43	33	4	6	
33	IL	1	Total	C	N	O	0
			43	33	4	6	
33	JL	1	Total	C	N	O	0
			43	33	4	6	
33	KL	1	Total	C	N	O	0
			43	33	4	6	
33	LL	1	Total	C	N	O	0
			43	33	4	6	
33	ML	1	Total	C	N	O	0
			43	33	4	6	
33	NL	1	Total	C	N	O	0
			43	33	4	6	

Continued on next page...

Continued from previous page...

Mol	Chain	Residues	Atoms				AltConf
33	OL	1	Total	C	N	O	0
			43	33	4	6	
33	PL	1	Total	C	N	O	0
			43	33	4	6	
33	QL	1	Total	C	N	O	0
			43	33	4	6	
33	RL	1	Total	C	N	O	0
			43	33	4	6	
33	SL	1	Total	C	N	O	0
			43	33	4	6	
33	TL	1	Total	C	N	O	0
			43	33	4	6	
33	VL	1	Total	C	N	O	0
			43	33	4	6	
33	WL	1	Total	C	N	O	0
			43	33	4	6	
33	b2	1	Total	C	N	O	0
			43	33	4	6	
33	c2	1	Total	C	N	O	0
			43	33	4	6	
33	c2	1	Total	C	N	O	0
			43	33	4	6	
33	d2	1	Total	C	N	O	0
			43	33	4	6	
33	e2	1	Total	C	N	O	0
			43	33	4	6	
33	e2	1	Total	C	N	O	0
			43	33	4	6	
33	f2	1	Total	C	N	O	0
			43	33	4	6	
33	g2	1	Total	C	N	O	0
			43	33	4	6	
33	g2	1	Total	C	N	O	0
			43	33	4	6	
33	h2	1	Total	C	N	O	0
			43	33	4	6	
33	i2	1	Total	C	N	O	0
			43	33	4	6	
33	i2	1	Total	C	N	O	0
			43	33	4	6	
33	j2	1	Total	C	N	O	0
			43	33	4	6	

Continued on next page...

Continued from previous page...

Mol	Chain	Residues	Atoms				AltConf
33	j2	1	Total	C	N	O	0
			43	33	4	6	
33	k2	1	Total	C	N	O	0
			43	33	4	6	
33	l2	1	Total	C	N	O	0
			43	33	4	6	
33	m2	1	Total	C	N	O	0
			43	33	4	6	
33	b3	1	Total	C	N	O	0
			43	33	4	6	
33	c3	1	Total	C	N	O	0
			43	33	4	6	
33	c3	1	Total	C	N	O	0
			43	33	4	6	
33	d3	1	Total	C	N	O	0
			43	33	4	6	
33	e3	1	Total	C	N	O	0
			43	33	4	6	
33	e3	1	Total	C	N	O	0
			43	33	4	6	
33	f3	1	Total	C	N	O	0
			43	33	4	6	
33	g3	1	Total	C	N	O	0
			43	33	4	6	
33	g3	1	Total	C	N	O	0
			43	33	4	6	
33	h3	1	Total	C	N	O	0
			43	33	4	6	
33	i3	1	Total	C	N	O	0
			43	33	4	6	
33	i3	1	Total	C	N	O	0
			43	33	4	6	
33	j3	1	Total	C	N	O	0
			43	33	4	6	
33	j3	1	Total	C	N	O	0
			43	33	4	6	
33	k3	1	Total	C	N	O	0
			43	33	4	6	
33	l3	1	Total	C	N	O	0
			43	33	4	6	
33	m3	1	Total	C	N	O	0
			43	33	4	6	

Continued on next page...

Continued from previous page...

Mol	Chain	Residues	Atoms				AltConf
33	Z4	1	Total	C	N	O	0
			43	33	4	6	
33	a4	1	Total	C	N	O	0
			43	33	4	6	
33	S4	1	Total	C	N	O	0
			43	33	4	6	
33	T4	1	Total	C	N	O	0
			43	33	4	6	
33	V4	1	Total	C	N	O	0
			43	33	4	6	
33	W4	1	Total	C	N	O	0
			43	33	4	6	
33	X4	1	Total	C	N	O	0
			43	33	4	6	
33	Y4	1	Total	C	N	O	0
			43	33	4	6	
33	s4	1	Total	C	N	O	0
			43	33	4	6	
33	t4	1	Total	C	N	O	0
			43	33	4	6	
33	u4	1	Total	C	N	O	0
			43	33	4	6	
33	v4	1	Total	C	N	O	0
			43	33	4	6	
33	w4	1	Total	C	N	O	0
			43	33	4	6	
33	o4	1	Total	C	N	O	0
			43	33	4	6	
33	p4	1	Total	C	N	O	0
			43	33	4	6	
33	q4	1	Total	C	N	O	0
			43	33	4	6	
33	r4	1	Total	C	N	O	0
			43	33	4	6	
33	y4	1	Total	C	N	O	0
			43	33	4	6	
33	z4	1	Total	C	N	O	0
			43	33	4	6	
33	B4	1	Total	C	N	O	0
			43	33	4	6	
33	B4	1	Total	C	N	O	0
			43	33	4	6	

Continued on next page...

Continued from previous page...

Mol	Chain	Residues	Atoms				AltConf
33	C4	1	Total	C	N	O	0
			43	33	4	6	
33	O4	1	Total	C	N	O	0
			43	33	4	6	
33	P4	1	Total	C	N	O	0
			43	33	4	6	
33	Q4	1	Total	C	N	O	0
			43	33	4	6	
33	R4	1	Total	C	N	O	0
			43	33	4	6	
33	b5	1	Total	C	N	O	0
			43	33	4	6	
33	c5	1	Total	C	N	O	0
			43	33	4	6	
33	c5	1	Total	C	N	O	0
			43	33	4	6	
33	d5	1	Total	C	N	O	0
			43	33	4	6	
33	e5	1	Total	C	N	O	0
			43	33	4	6	
33	e5	1	Total	C	N	O	0
			43	33	4	6	
33	f5	1	Total	C	N	O	0
			43	33	4	6	
33	g5	1	Total	C	N	O	0
			43	33	4	6	
33	g5	1	Total	C	N	O	0
			43	33	4	6	
33	h5	1	Total	C	N	O	0
			43	33	4	6	
33	i5	1	Total	C	N	O	0
			43	33	4	6	
33	i5	1	Total	C	N	O	0
			43	33	4	6	
33	j5	1	Total	C	N	O	0
			43	33	4	6	
33	j5	1	Total	C	N	O	0
			43	33	4	6	
33	k5	1	Total	C	N	O	0
			43	33	4	6	
33	l5	1	Total	C	N	O	0
			43	33	4	6	

Continued on next page...

Continued from previous page...

Mol	Chain	Residues	Atoms				AltConf
33	m5	1	Total	C	N	O	0
			43	33	4	6	
33	b6	1	Total	C	N	O	0
			43	33	4	6	
33	c6	1	Total	C	N	O	0
			43	33	4	6	
33	c6	1	Total	C	N	O	0
			43	33	4	6	
33	d6	1	Total	C	N	O	0
			43	33	4	6	
33	e6	1	Total	C	N	O	0
			43	33	4	6	
33	e6	1	Total	C	N	O	0
			43	33	4	6	
33	f6	1	Total	C	N	O	0
			43	33	4	6	
33	g6	1	Total	C	N	O	0
			43	33	4	6	
33	g6	1	Total	C	N	O	0
			43	33	4	6	
33	h6	1	Total	C	N	O	0
			43	33	4	6	
33	i6	1	Total	C	N	O	0
			43	33	4	6	
33	i6	1	Total	C	N	O	0
			43	33	4	6	
33	j6	1	Total	C	N	O	0
			43	33	4	6	
33	j6	1	Total	C	N	O	0
			43	33	4	6	
33	k6	1	Total	C	N	O	0
			43	33	4	6	
33	l6	1	Total	C	N	O	0
			43	33	4	6	
33	m6	1	Total	C	N	O	0
			43	33	4	6	
33	b7	1	Total	C	N	O	0
			43	33	4	6	
33	c7	1	Total	C	N	O	0
			43	33	4	6	
33	c7	1	Total	C	N	O	0
			43	33	4	6	

Continued on next page...

Continued from previous page...

Mol	Chain	Residues	Atoms				AltConf
33	d7	1	Total	C	N	O	0
			43	33	4	6	
33	e7	1	Total	C	N	O	0
			43	33	4	6	
33	e7	1	Total	C	N	O	0
			43	33	4	6	
33	f7	1	Total	C	N	O	0
			43	33	4	6	
33	g7	1	Total	C	N	O	0
			43	33	4	6	
33	g7	1	Total	C	N	O	0
			43	33	4	6	
33	h7	1	Total	C	N	O	0
			43	33	4	6	
33	i7	1	Total	C	N	O	0
			43	33	4	6	
33	i7	1	Total	C	N	O	0
			43	33	4	6	
33	j7	1	Total	C	N	O	0
			43	33	4	6	
33	j7	1	Total	C	N	O	0
			43	33	4	6	
33	k7	1	Total	C	N	O	0
			43	33	4	6	
33	l7	1	Total	C	N	O	0
			43	33	4	6	
33	m7	1	Total	C	N	O	0
			43	33	4	6	
33	b8	1	Total	C	N	O	0
			43	33	4	6	
33	c8	1	Total	C	N	O	0
			43	33	4	6	
33	c8	1	Total	C	N	O	0
			43	33	4	6	
33	d8	1	Total	C	N	O	0
			43	33	4	6	
33	e8	1	Total	C	N	O	0
			43	33	4	6	
33	e8	1	Total	C	N	O	0
			43	33	4	6	
33	f8	1	Total	C	N	O	0
			43	33	4	6	

Continued on next page...

Continued from previous page...

Mol	Chain	Residues	Atoms				AltConf
33	g8	1	Total	C	N	O	0
			43	33	4	6	
33	g8	1	Total	C	N	O	0
			43	33	4	6	
33	h8	1	Total	C	N	O	0
			43	33	4	6	
33	i8	1	Total	C	N	O	0
			43	33	4	6	
33	i8	1	Total	C	N	O	0
			43	33	4	6	
33	j8	1	Total	C	N	O	0
			43	33	4	6	
33	j8	1	Total	C	N	O	0
			43	33	4	6	
33	k8	1	Total	C	N	O	0
			43	33	4	6	
33	l8	1	Total	C	N	O	0
			43	33	4	6	
33	m8	1	Total	C	N	O	0
			43	33	4	6	
33	b9	1	Total	C	N	O	0
			43	33	4	6	
33	c9	1	Total	C	N	O	0
			43	33	4	6	
33	c9	1	Total	C	N	O	0
			43	33	4	6	
33	d9	1	Total	C	N	O	0
			43	33	4	6	
33	e9	1	Total	C	N	O	0
			43	33	4	6	
33	e9	1	Total	C	N	O	0
			43	33	4	6	
33	f9	1	Total	C	N	O	0
			43	33	4	6	
33	g9	1	Total	C	N	O	0
			43	33	4	6	
33	g9	1	Total	C	N	O	0
			43	33	4	6	
33	h9	1	Total	C	N	O	0
			43	33	4	6	
33	i9	1	Total	C	N	O	0
			43	33	4	6	

Continued on next page...

Continued from previous page...

Mol	Chain	Residues	Atoms				AltConf
33	i9	1	Total	C	N	O	0
			43	33	4	6	
33	j9	1	Total	C	N	O	0
			43	33	4	6	
33	j9	1	Total	C	N	O	0
			43	33	4	6	
33	k9	1	Total	C	N	O	0
			43	33	4	6	
33	l9	1	Total	C	N	O	0
			43	33	4	6	
33	m9	1	Total	C	N	O	0
			43	33	4	6	
33	bA	1	Total	C	N	O	0
			43	33	4	6	
33	cA	1	Total	C	N	O	0
			43	33	4	6	
33	cA	1	Total	C	N	O	0
			43	33	4	6	
33	dA	1	Total	C	N	O	0
			43	33	4	6	
33	eA	1	Total	C	N	O	0
			43	33	4	6	
33	eA	1	Total	C	N	O	0
			43	33	4	6	
33	fA	1	Total	C	N	O	0
			43	33	4	6	
33	gA	1	Total	C	N	O	0
			43	33	4	6	
33	gA	1	Total	C	N	O	0
			43	33	4	6	
33	hA	1	Total	C	N	O	0
			43	33	4	6	
33	iA	1	Total	C	N	O	0
			43	33	4	6	
33	iA	1	Total	C	N	O	0
			43	33	4	6	
33	jA	1	Total	C	N	O	0
			43	33	4	6	
33	jA	1	Total	C	N	O	0
			43	33	4	6	
33	kA	1	Total	C	N	O	0
			43	33	4	6	

Continued on next page...

Continued from previous page...

Mol	Chain	Residues	Atoms				AltConf
33	lA	1	Total	C	N	O	0
			43	33	4	6	
33	mA	1	Total	C	N	O	0
			43	33	4	6	
33	aB	1	Total	C	N	O	0
			43	33	4	6	
33	sB	1	Total	C	N	O	0
			43	33	4	6	
33	tB	1	Total	C	N	O	0
			43	33	4	6	
33	uB	1	Total	C	N	O	0
			43	33	4	6	
33	vB	1	Total	C	N	O	0
			43	33	4	6	
33	wB	1	Total	C	N	O	0
			43	33	4	6	
33	oB	1	Total	C	N	O	0
			43	33	4	6	
33	pB	1	Total	C	N	O	0
			43	33	4	6	
33	qB	1	Total	C	N	O	0
			43	33	4	6	
33	rB	1	Total	C	N	O	0
			43	33	4	6	
33	yB	1	Total	C	N	O	0
			43	33	4	6	
33	zB	1	Total	C	N	O	0
			43	33	4	6	
33	bC	1	Total	C	N	O	0
			43	33	4	6	
33	cC	1	Total	C	N	O	0
			43	33	4	6	
33	cC	1	Total	C	N	O	0
			43	33	4	6	
33	dC	1	Total	C	N	O	0
			43	33	4	6	
33	eC	1	Total	C	N	O	0
			43	33	4	6	
33	eC	1	Total	C	N	O	0
			43	33	4	6	
33	fC	1	Total	C	N	O	0
			43	33	4	6	

Continued on next page...

Continued from previous page...

Mol	Chain	Residues	Atoms				AltConf
33	gC	1	Total	C	N	O	0
			43	33	4	6	
33	gC	1	Total	C	N	O	0
			43	33	4	6	
33	hC	1	Total	C	N	O	0
			43	33	4	6	
33	iC	1	Total	C	N	O	0
			43	33	4	6	
33	iC	1	Total	C	N	O	0
			43	33	4	6	
33	jC	1	Total	C	N	O	0
			43	33	4	6	
33	jC	1	Total	C	N	O	0
			43	33	4	6	
33	kC	1	Total	C	N	O	0
			43	33	4	6	
33	lC	1	Total	C	N	O	0
			43	33	4	6	
33	mC	1	Total	C	N	O	0
			43	33	4	6	
33	aF	1	Total	C	N	O	0
			43	33	4	6	
33	bF	1	Total	C	N	O	0
			43	33	4	6	
33	cF	1	Total	C	N	O	0
			43	33	4	6	
33	dF	1	Total	C	N	O	0
			43	33	4	6	
33	eF	1	Total	C	N	O	0
			43	33	4	6	
33	3F	1	Total	C	N	O	0
			43	33	4	6	
33	fF	1	Total	C	N	O	0
			43	33	4	6	
33	gF	1	Total	C	N	O	0
			43	33	4	6	
33	hF	1	Total	C	N	O	0
			43	33	4	6	
33	jF	1	Total	C	N	O	0
			43	33	4	6	
33	kF	1	Total	C	N	O	0
			43	33	4	6	

Continued on next page...

Continued from previous page...

Mol	Chain	Residues	Atoms				AltConf
33	mF	1	Total	C	N	O	0
			43	33	4	6	
33	nF	1	Total	C	N	O	0
			43	33	4	6	
33	nF	1	Total	C	N	O	0
			43	33	4	6	
33	9F	1	Total	C	N	O	0
			43	33	4	6	
33	2G	1	Total	C	N	O	0
			43	33	4	6	
33	1G	1	Total	C	N	O	0
			43	33	4	6	
33	4G	1	Total	C	N	O	0
			43	33	4	6	
33	5G	1	Total	C	N	O	0
			43	33	4	6	
33	6G	1	Total	C	N	O	0
			43	33	4	6	
33	7G	1	Total	C	N	O	0
			43	33	4	6	
33	bH	1	Total	C	N	O	0
			43	33	4	6	
33	cH	1	Total	C	N	O	0
			43	33	4	6	
33	cH	1	Total	C	N	O	0
			43	33	4	6	
33	dH	1	Total	C	N	O	0
			43	33	4	6	
33	eH	1	Total	C	N	O	0
			43	33	4	6	
33	eH	1	Total	C	N	O	0
			43	33	4	6	
33	fH	1	Total	C	N	O	0
			43	33	4	6	
33	gH	1	Total	C	N	O	0
			43	33	4	6	
33	gH	1	Total	C	N	O	0
			43	33	4	6	
33	hH	1	Total	C	N	O	0
			43	33	4	6	
33	iH	1	Total	C	N	O	0
			43	33	4	6	

Continued on next page...

Continued from previous page...

Mol	Chain	Residues	Atoms				AltConf
33	iH	1	Total	C	N	O	0
			43	33	4	6	
33	jH	1	Total	C	N	O	0
			43	33	4	6	
33	jH	1	Total	C	N	O	0
			43	33	4	6	
33	kH	1	Total	C	N	O	0
			43	33	4	6	
33	lH	1	Total	C	N	O	0
			43	33	4	6	
33	mH	1	Total	C	N	O	0
			43	33	4	6	
33	bI	1	Total	C	N	O	0
			43	33	4	6	
33	cI	1	Total	C	N	O	0
			43	33	4	6	
33	cI	1	Total	C	N	O	0
			43	33	4	6	
33	dI	1	Total	C	N	O	0
			43	33	4	6	
33	eI	1	Total	C	N	O	0
			43	33	4	6	
33	eI	1	Total	C	N	O	0
			43	33	4	6	
33	fI	1	Total	C	N	O	0
			43	33	4	6	
33	gI	1	Total	C	N	O	0
			43	33	4	6	
33	gI	1	Total	C	N	O	0
			43	33	4	6	
33	hI	1	Total	C	N	O	0
			43	33	4	6	
33	iI	1	Total	C	N	O	0
			43	33	4	6	
33	iI	1	Total	C	N	O	0
			43	33	4	6	
33	jI	1	Total	C	N	O	0
			43	33	4	6	
33	jI	1	Total	C	N	O	0
			43	33	4	6	
33	kI	1	Total	C	N	O	0
			43	33	4	6	

Continued on next page...

Continued from previous page...

Mol	Chain	Residues	Atoms				AltConf
33	lI	1	Total	C	N	O	0
			43	33	4	6	
33	mI	1	Total	C	N	O	0
			43	33	4	6	
33	bJ	1	Total	C	N	O	0
			43	33	4	6	
33	cJ	1	Total	C	N	O	0
			43	33	4	6	
33	cJ	1	Total	C	N	O	0
			43	33	4	6	
33	dJ	1	Total	C	N	O	0
			43	33	4	6	
33	eJ	1	Total	C	N	O	0
			43	33	4	6	
33	eJ	1	Total	C	N	O	0
			43	33	4	6	
33	fJ	1	Total	C	N	O	0
			43	33	4	6	
33	gJ	1	Total	C	N	O	0
			43	33	4	6	
33	gJ	1	Total	C	N	O	0
			43	33	4	6	
33	hJ	1	Total	C	N	O	0
			43	33	4	6	
33	iJ	1	Total	C	N	O	0
			43	33	4	6	
33	iJ	1	Total	C	N	O	0
			43	33	4	6	
33	jJ	1	Total	C	N	O	0
			43	33	4	6	
33	jJ	1	Total	C	N	O	0
			43	33	4	6	
33	kJ	1	Total	C	N	O	0
			43	33	4	6	
33	lJ	1	Total	C	N	O	0
			43	33	4	6	
33	mJ	1	Total	C	N	O	0
			43	33	4	6	
33	aK	1	Total	C	N	O	0
			43	33	4	6	
33	bK	1	Total	C	N	O	0
			43	33	4	6	

Continued on next page...

Continued from previous page...

Mol	Chain	Residues	Atoms				AltConf
33	cK	1	Total	C	N	O	0
			43	33	4	6	
33	dK	1	Total	C	N	O	0
			43	33	4	6	
33	eK	1	Total	C	N	O	0
			43	33	4	6	
33	3K	1	Total	C	N	O	0
			43	33	4	6	
33	fK	1	Total	C	N	O	0
			43	33	4	6	
33	gK	1	Total	C	N	O	0
			43	33	4	6	
33	hK	1	Total	C	N	O	0
			43	33	4	6	
33	jK	1	Total	C	N	O	0
			43	33	4	6	
33	kK	1	Total	C	N	O	0
			43	33	4	6	
33	mK	1	Total	C	N	O	0
			43	33	4	6	
33	nK	1	Total	C	N	O	0
			43	33	4	6	
33	nK	1	Total	C	N	O	0
			43	33	4	6	
33	9K	1	Total	C	N	O	0
			43	33	4	6	
33	2L	1	Total	C	N	O	0
			43	33	4	6	
33	1L	1	Total	C	N	O	0
			43	33	4	6	
33	4L	1	Total	C	N	O	0
			43	33	4	6	
33	5L	1	Total	C	N	O	0
			43	33	4	6	
33	6L	1	Total	C	N	O	0
			43	33	4	6	
33	7L	1	Total	C	N	O	0
			43	33	4	6	

- Molecule 34 is CA-MN4-O5 CLUSTER (CCD ID: OEX) (formula: $CaMn_4O_5$).

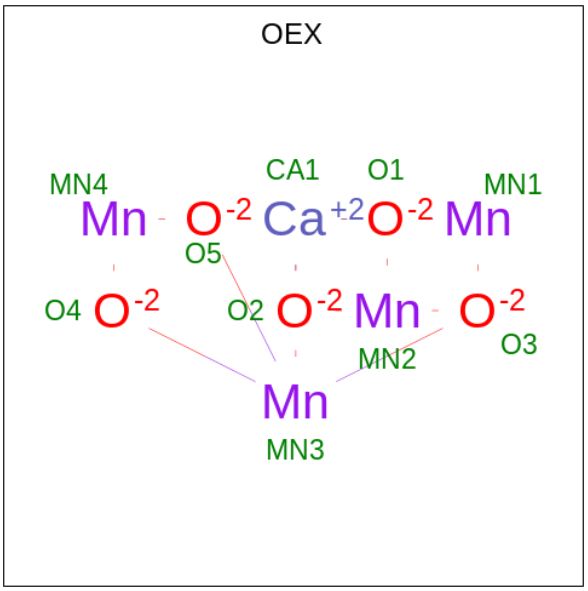

Mol	Chain	Residues	Atoms				AltConf
34	AD	1	Total	Ca	Mn	O	0
			10	1	4	5	
34	AE	1	Total	Ca	Mn	O	0
			10	1	4	5	
34	A1	1	Total	Ca	Mn	O	0
			10	1	4	5	
34	a1	1	Total	Ca	Mn	O	0
			10	1	4	5	
34	aD	1	Total	Ca	Mn	O	0
			10	1	4	5	
34	aE	1	Total	Ca	Mn	O	0
			10	1	4	5	

- Molecule 35 is CHLORIDE ION (CCD ID: CL) (formula: Cl).

Mol	Chain	Residues	Atoms		AltConf
35	AD	2	Total	Cl	0
			2	2	
35	AE	2	Total	Cl	0
			2	2	
35	A1	2	Total	Cl	0
			2	2	
35	a1	2	Total	Cl	0
			2	2	
35	aD	2	Total	Cl	0
			2	2	
35	aE	2	Total	Cl	0
			2	2	

- Molecule 36 is CHLOROPHYLL A (CCD ID: CLA) (formula: $C_{55}H_{72}MgN_4O_5$).

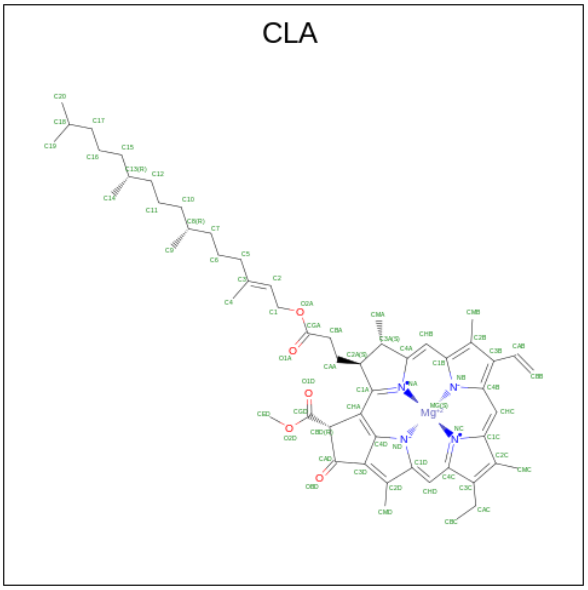

Mol	Chain	Residues	Atoms					AltConf
36	AD	1	Total	C	Mg	N	O	0
			46	36	1	4	5	
36	AD	1	Total	C	Mg	N	O	0
			65	55	1	4	5	
36	BD	1	Total	C	Mg	N	O	0
			45	35	1	4	5	
36	BD	1	Total	C	Mg	N	O	0
			65	55	1	4	5	
36	BD	1	Total	C	Mg	N	O	0
			65	55	1	4	5	
36	BD	1	Total	C	Mg	N	O	0
			65	55	1	4	5	
36	BD	1	Total	C	Mg	N	O	0
			65	55	1	4	5	
36	BD	1	Total	C	Mg	N	O	0
			60	50	1	4	5	
36	BD	1	Total	C	Mg	N	O	0
			65	55	1	4	5	
36	BD	1	Total	C	Mg	N	O	0
			65	55	1	4	5	
36	BD	1	Total	C	Mg	N	O	0
			65	55	1	4	5	
36	BD	1	Total	C	Mg	N	O	0
			65	55	1	4	5	
36	BD	1	Total	C	Mg	N	O	0
			65	55	1	4	5	

Continued on next page...

Continued from previous page...

Mol	Chain	Residues	Atoms					AltConf
36	BD	1	Total	C	Mg	N	O	0
			65	55	1	4	5	
36	BD	1	Total	C	Mg	N	O	0
			65	55	1	4	5	
36	BD	1	Total	C	Mg	N	O	0
			65	55	1	4	5	
36	CD	1	Total	C	Mg	N	O	0
			65	55	1	4	5	
36	CD	1	Total	C	Mg	N	O	0
			65	55	1	4	5	
36	CD	1	Total	C	Mg	N	O	0
			65	55	1	4	5	
36	CD	1	Total	C	Mg	N	O	0
			65	55	1	4	5	
36	CD	1	Total	C	Mg	N	O	0
			55	45	1	4	5	
36	CD	1	Total	C	Mg	N	O	0
			65	55	1	4	5	
36	CD	1	Total	C	Mg	N	O	0
			65	55	1	4	5	
36	CD	1	Total	C	Mg	N	O	0
			65	55	1	4	5	
36	CD	1	Total	C	Mg	N	O	0
			65	55	1	4	5	
36	CD	1	Total	C	Mg	N	O	0
			65	55	1	4	5	
36	CD	1	Total	C	Mg	N	O	0
			65	55	1	4	5	
36	CD	1	Total	C	Mg	N	O	0
			50	40	1	4	5	
36	CD	1	Total	C	Mg	N	O	0
			65	55	1	4	5	
36	DD	1	Total	C	Mg	N	O	0
			65	55	1	4	5	
36	DD	1	Total	C	Mg	N	O	0
			65	55	1	4	5	
36	HD	1	Total	C	Mg	N	O	0
			60	50	1	4	5	
36	HD	1	Total	C	Mg	N	O	0
			65	55	1	4	5	
36	ID	1	Total	C	Mg	N	O	0
			60	50	1	4	5	

Continued on next page...

Continued from previous page...

Mol	Chain	Residues	Atoms					AltConf
36	XD	1	Total	C	Mg	N	O	0
			65	55	1	4	5	
36	AE	1	Total	C	Mg	N	O	0
			46	36	1	4	5	
36	AE	1	Total	C	Mg	N	O	0
			65	55	1	4	5	
36	BE	1	Total	C	Mg	N	O	0
			45	35	1	4	5	
36	BE	1	Total	C	Mg	N	O	0
			65	55	1	4	5	
36	BE	1	Total	C	Mg	N	O	0
			65	55	1	4	5	
36	BE	1	Total	C	Mg	N	O	0
			65	55	1	4	5	
36	BE	1	Total	C	Mg	N	O	0
			65	55	1	4	5	
36	BE	1	Total	C	Mg	N	O	0
			60	50	1	4	5	
36	BE	1	Total	C	Mg	N	O	0
			65	55	1	4	5	
36	BE	1	Total	C	Mg	N	O	0
			65	55	1	4	5	
36	BE	1	Total	C	Mg	N	O	0
			65	55	1	4	5	
36	BE	1	Total	C	Mg	N	O	0
			65	55	1	4	5	
36	BE	1	Total	C	Mg	N	O	0
			65	55	1	4	5	
36	BE	1	Total	C	Mg	N	O	0
			65	55	1	4	5	
36	BE	1	Total	C	Mg	N	O	0
			65	55	1	4	5	
36	BE	1	Total	C	Mg	N	O	0
			65	55	1	4	5	
36	BE	1	Total	C	Mg	N	O	0
			65	55	1	4	5	
36	CE	1	Total	C	Mg	N	O	0
			65	55	1	4	5	
36	CE	1	Total	C	Mg	N	O	0
			65	55	1	4	5	
36	CE	1	Total	C	Mg	N	O	0
			65	55	1	4	5	
36	CE	1	Total	C	Mg	N	O	0
			65	55	1	4	5	

Continued on next page...

Continued from previous page...

Mol	Chain	Residues	Atoms					AltConf
36	CE	1	Total	C	Mg	N	O	0
			55	45	1	4	5	
36	CE	1	Total	C	Mg	N	O	0
			65	55	1	4	5	
36	CE	1	Total	C	Mg	N	O	0
			65	55	1	4	5	
36	CE	1	Total	C	Mg	N	O	0
			65	55	1	4	5	
36	CE	1	Total	C	Mg	N	O	0
			65	55	1	4	5	
36	CE	1	Total	C	Mg	N	O	0
			65	55	1	4	5	
36	CE	1	Total	C	Mg	N	O	0
			65	55	1	4	5	
36	CE	1	Total	C	Mg	N	O	0
			50	40	1	4	5	
36	CE	1	Total	C	Mg	N	O	0
			65	55	1	4	5	
36	DE	1	Total	C	Mg	N	O	0
			65	55	1	4	5	
36	DE	1	Total	C	Mg	N	O	0
			65	55	1	4	5	
36	HE	1	Total	C	Mg	N	O	0
			60	50	1	4	5	
36	HE	1	Total	C	Mg	N	O	0
			65	55	1	4	5	
36	IE	1	Total	C	Mg	N	O	0
			60	50	1	4	5	
36	XE	1	Total	C	Mg	N	O	0
			65	55	1	4	5	
36	A1	1	Total	C	Mg	N	O	0
			46	36	1	4	5	
36	A1	1	Total	C	Mg	N	O	0
			65	55	1	4	5	
36	B1	1	Total	C	Mg	N	O	0
			45	35	1	4	5	
36	B1	1	Total	C	Mg	N	O	0
			65	55	1	4	5	
36	B1	1	Total	C	Mg	N	O	0
			65	55	1	4	5	
36	B1	1	Total	C	Mg	N	O	0
			65	55	1	4	5	

Continued on next page...

Continued from previous page...

Mol	Chain	Residues	Atoms					AltConf
36	B1	1	Total	C	Mg	N	O	0
			65	55	1	4	5	
36	B1	1	Total	C	Mg	N	O	0
			60	50	1	4	5	
36	B1	1	Total	C	Mg	N	O	0
			65	55	1	4	5	
36	B1	1	Total	C	Mg	N	O	0
			65	55	1	4	5	
36	B1	1	Total	C	Mg	N	O	0
			65	55	1	4	5	
36	B1	1	Total	C	Mg	N	O	0
			65	55	1	4	5	
36	B1	1	Total	C	Mg	N	O	0
			65	55	1	4	5	
36	B1	1	Total	C	Mg	N	O	0
			65	55	1	4	5	
36	B1	1	Total	C	Mg	N	O	0
			65	55	1	4	5	
36	B1	1	Total	C	Mg	N	O	0
			65	55	1	4	5	
36	B1	1	Total	C	Mg	N	O	0
			65	55	1	4	5	
36	C1	1	Total	C	Mg	N	O	0
			65	55	1	4	5	
36	C1	1	Total	C	Mg	N	O	0
			65	55	1	4	5	
36	C1	1	Total	C	Mg	N	O	0
			65	55	1	4	5	
36	C1	1	Total	C	Mg	N	O	0
			65	55	1	4	5	
36	C1	1	Total	C	Mg	N	O	0
			55	45	1	4	5	
36	C1	1	Total	C	Mg	N	O	0
			65	55	1	4	5	
36	C1	1	Total	C	Mg	N	O	0
			65	55	1	4	5	
36	C1	1	Total	C	Mg	N	O	0
			65	55	1	4	5	
36	C1	1	Total	C	Mg	N	O	0
			65	55	1	4	5	
36	C1	1	Total	C	Mg	N	O	0
			65	55	1	4	5	

Continued on next page...

Continued from previous page...

Mol	Chain	Residues	Atoms					AltConf
36	C1	1	Total	C	Mg	N	O	0
			50	40	1	4	5	
36	C1	1	Total	C	Mg	N	O	0
			65	55	1	4	5	
36	D1	1	Total	C	Mg	N	O	0
			65	55	1	4	5	
36	D1	1	Total	C	Mg	N	O	0
			65	55	1	4	5	
36	H1	1	Total	C	Mg	N	O	0
			60	50	1	4	5	
36	H1	1	Total	C	Mg	N	O	0
			65	55	1	4	5	
36	I1	1	Total	C	Mg	N	O	0
			60	50	1	4	5	
36	X1	1	Total	C	Mg	N	O	0
			65	55	1	4	5	
36	a1	1	Total	C	Mg	N	O	0
			46	36	1	4	5	
36	a1	1	Total	C	Mg	N	O	0
			65	55	1	4	5	
36	a1	1	Total	C	Mg	N	O	0
			60	50	1	4	5	
36	b1	1	Total	C	Mg	N	O	0
			45	35	1	4	5	
36	b1	1	Total	C	Mg	N	O	0
			65	55	1	4	5	
36	b1	1	Total	C	Mg	N	O	0
			65	55	1	4	5	
36	b1	1	Total	C	Mg	N	O	0
			65	55	1	4	5	
36	b1	1	Total	C	Mg	N	O	0
			65	55	1	4	5	
36	b1	1	Total	C	Mg	N	O	0
			60	50	1	4	5	
36	b1	1	Total	C	Mg	N	O	0
			65	55	1	4	5	
36	b1	1	Total	C	Mg	N	O	0
			65	55	1	4	5	
36	b1	1	Total	C	Mg	N	O	0
			65	55	1	4	5	

Continued on next page...

Continued from previous page...

Mol	Chain	Residues	Atoms					AltConf
36	b1	1	Total	C	Mg	N	O	0
			65	55	1	4	5	
36	b1	1	Total	C	Mg	N	O	0
			65	55	1	4	5	
36	b1	1	Total	C	Mg	N	O	0
			65	55	1	4	5	
36	c1	1	Total	C	Mg	N	O	0
			65	55	1	4	5	
36	c1	1	Total	C	Mg	N	O	0
			65	55	1	4	5	
36	c1	1	Total	C	Mg	N	O	0
			65	55	1	4	5	
36	c1	1	Total	C	Mg	N	O	0
			65	55	1	4	5	
36	c1	1	Total	C	Mg	N	O	0
			55	45	1	4	5	
36	c1	1	Total	C	Mg	N	O	0
			65	55	1	4	5	
36	c1	1	Total	C	Mg	N	O	0
			65	55	1	4	5	
36	c1	1	Total	C	Mg	N	O	0
			65	55	1	4	5	
36	c1	1	Total	C	Mg	N	O	0
			65	55	1	4	5	
36	c1	1	Total	C	Mg	N	O	0
			65	55	1	4	5	
36	c1	1	Total	C	Mg	N	O	0
			65	55	1	4	5	
36	c1	1	Total	C	Mg	N	O	0
			50	40	1	4	5	
36	c1	1	Total	C	Mg	N	O	0
			65	55	1	4	5	
36	d1	1	Total	C	Mg	N	O	0
			65	55	1	4	5	
36	d1	1	Total	C	Mg	N	O	0
			65	55	1	4	5	
36	d1	1	Total	C	Mg	N	O	0
			65	55	1	4	5	
36	h1	1	Total	C	Mg	N	O	0
			65	55	1	4	5	
36	h1	1	Total	C	Mg	N	O	0
			60	50	1	4	5	

Continued on next page...

Continued from previous page...

Mol	Chain	Residues	Atoms					AltConf
36	x1	1	Total	C	Mg	N	O	0
			65	55	1	4	5	
36	aD	1	Total	C	Mg	N	O	0
			46	36	1	4	5	
36	aD	1	Total	C	Mg	N	O	0
			65	55	1	4	5	
36	aD	1	Total	C	Mg	N	O	0
			60	50	1	4	5	
36	bD	1	Total	C	Mg	N	O	0
			45	35	1	4	5	
36	bD	1	Total	C	Mg	N	O	0
			65	55	1	4	5	
36	bD	1	Total	C	Mg	N	O	0
			65	55	1	4	5	
36	bD	1	Total	C	Mg	N	O	0
			65	55	1	4	5	
36	bD	1	Total	C	Mg	N	O	0
			65	55	1	4	5	
36	bD	1	Total	C	Mg	N	O	0
			60	50	1	4	5	
36	bD	1	Total	C	Mg	N	O	0
			65	55	1	4	5	
36	bD	1	Total	C	Mg	N	O	0
			65	55	1	4	5	
36	bD	1	Total	C	Mg	N	O	0
			65	55	1	4	5	
36	bD	1	Total	C	Mg	N	O	0
			65	55	1	4	5	
36	bD	1	Total	C	Mg	N	O	0
			65	55	1	4	5	
36	bD	1	Total	C	Mg	N	O	0
			65	55	1	4	5	
36	bD	1	Total	C	Mg	N	O	0
			65	55	1	4	5	
36	cD	1	Total	C	Mg	N	O	0
			65	55	1	4	5	
36	cD	1	Total	C	Mg	N	O	0
			65	55	1	4	5	
36	cD	1	Total	C	Mg	N	O	0
			65	55	1	4	5	
36	cD	1	Total	C	Mg	N	O	0
			65	55	1	4	5	

Continued on next page...

Continued from previous page...

Mol	Chain	Residues	Atoms					AltConf
36	cD	1	Total	C	Mg	N	O	0
			65	55	1	4	5	
36	cD	1	Total	C	Mg	N	O	0
			65	55	1	4	5	
36	cD	1	Total	C	Mg	N	O	0
			65	55	1	4	5	
36	cD	1	Total	C	Mg	N	O	0
			65	55	1	4	5	
36	cD	1	Total	C	Mg	N	O	0
			65	55	1	4	5	
36	cD	1	Total	C	Mg	N	O	0
			65	55	1	4	5	
36	cD	1	Total	C	Mg	N	O	0
			50	40	1	4	5	
36	cD	1	Total	C	Mg	N	O	0
			65	55	1	4	5	
36	dD	1	Total	C	Mg	N	O	0
			65	55	1	4	5	
36	dD	1	Total	C	Mg	N	O	0
			65	55	1	4	5	
36	dD	1	Total	C	Mg	N	O	0
			65	55	1	4	5	
36	hD	1	Total	C	Mg	N	O	0
			65	55	1	4	5	
36	hD	1	Total	C	Mg	N	O	0
			60	50	1	4	5	
36	iD	1	Total	C	Mg	N	O	0
			55	45	1	4	5	
36	xD	1	Total	C	Mg	N	O	0
			65	55	1	4	5	
36	aE	1	Total	C	Mg	N	O	0
			46	36	1	4	5	
36	aE	1	Total	C	Mg	N	O	0
			65	55	1	4	5	
36	aE	1	Total	C	Mg	N	O	0
			60	50	1	4	5	
36	bE	1	Total	C	Mg	N	O	0
			45	35	1	4	5	
36	bE	1	Total	C	Mg	N	O	0
			65	55	1	4	5	
36	bE	1	Total	C	Mg	N	O	0
			65	55	1	4	5	

Continued on next page...

Continued from previous page...

Mol	Chain	Residues	Atoms					AltConf
36	bE	1	Total	C	Mg	N	O	0
			65	55	1	4	5	
36	bE	1	Total	C	Mg	N	O	0
			65	55	1	4	5	
36	bE	1	Total	C	Mg	N	O	0
			60	50	1	4	5	
36	bE	1	Total	C	Mg	N	O	0
			65	55	1	4	5	
36	bE	1	Total	C	Mg	N	O	0
			65	55	1	4	5	
36	bE	1	Total	C	Mg	N	O	0
			65	55	1	4	5	
36	bE	1	Total	C	Mg	N	O	0
			65	55	1	4	5	
36	bE	1	Total	C	Mg	N	O	0
			65	55	1	4	5	
36	bE	1	Total	C	Mg	N	O	0
			65	55	1	4	5	
36	bE	1	Total	C	Mg	N	O	0
			65	55	1	4	5	
36	bE	1	Total	C	Mg	N	O	0
			65	55	1	4	5	
36	cE	1	Total	C	Mg	N	O	0
			65	55	1	4	5	
36	cE	1	Total	C	Mg	N	O	0
			65	55	1	4	5	
36	cE	1	Total	C	Mg	N	O	0
			65	55	1	4	5	
36	cE	1	Total	C	Mg	N	O	0
			65	55	1	4	5	
36	cE	1	Total	C	Mg	N	O	0
			65	55	1	4	5	
36	cE	1	Total	C	Mg	N	O	0
			65	55	1	4	5	
36	cE	1	Total	C	Mg	N	O	0
			65	55	1	4	5	
36	cE	1	Total	C	Mg	N	O	0
			65	55	1	4	5	
36	cE	1	Total	C	Mg	N	O	0
			65	55	1	4	5	
36	cE	1	Total	C	Mg	N	O	0
			50	40	1	4	5	

Continued on next page...

Continued from previous page...

Mol	Chain	Residues	Atoms					AltConf
36	cE	1	Total	C	Mg	N	O	0
			65	55	1	4	5	
36	dE	1	Total	C	Mg	N	O	0
			65	55	1	4	5	
36	dE	1	Total	C	Mg	N	O	0
			65	55	1	4	5	
36	dE	1	Total	C	Mg	N	O	0
			65	55	1	4	5	
36	hE	1	Total	C	Mg	N	O	0
			65	55	1	4	5	
36	hE	1	Total	C	Mg	N	O	0
			60	50	1	4	5	
36	iE	1	Total	C	Mg	N	O	0
			55	45	1	4	5	
36	xE	1	Total	C	Mg	N	O	0
			65	55	1	4	5	

- Molecule 37 is 2,3-DIMETHYL-5-(3,7,11,15,19,23,27,31,35-NONAMETHYL-2,6,10,14,18,22,26,30,34-HEXATRIACONTANONAENYL-2,5-CYCLOHEXADIENE-1,4-DIONE-2,3-DIMETHYL-5-SOLANESYL-1,4-BENZOQUINONE (CCD ID: PL9) (formula: $C_{53}H_{80}O_2$).

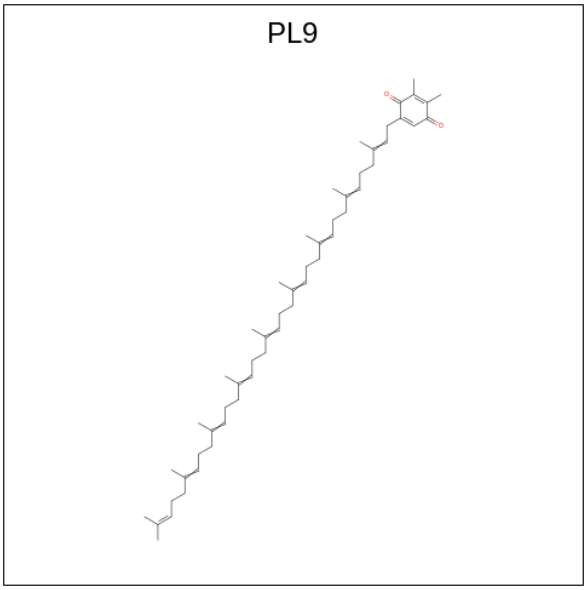

Mol	Chain	Residues	Atoms			AltConf
37	AD	1	Total	C	O	0
			55	53	2	
37	DD	1	Total	C	O	0
			55	53	2	

Continued on next page...

Continued from previous page...

Mol	Chain	Residues	Atoms	AltConf
37	AE	1	Total C O 55 53 2	0
37	DE	1	Total C O 55 53 2	0
37	A1	1	Total C O 55 53 2	0
37	D1	1	Total C O 55 53 2	0
37	a1	1	Total C O 55 53 2	0
37	d1	1	Total C O 55 53 2	0
37	aD	1	Total C O 55 53 2	0
37	dD	1	Total C O 55 53 2	0
37	aE	1	Total C O 55 53 2	0
37	dE	1	Total C O 55 53 2	0

- Molecule 38 is 1,2-DI-O-ACYL-3-O-[6-DEOXY-6-SULFO-ALPHA-D-GLUCOPYRANOSYL]-SN-GLYCEROL (CCD ID: SQD) (formula: $C_{41}H_{78}O_{12}S$).

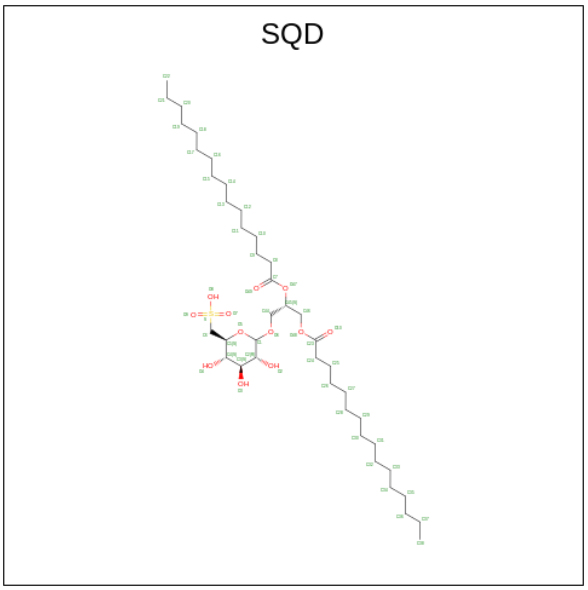

Mol	Chain	Residues	Atoms	AltConf
38	AD	1	Total C O S 46 33 12 1	0

Continued on next page...

Continued from previous page...

Mol	Chain	Residues	Atoms				AltConf
38	BD	1	Total	C	O	S	0
			38	25	12	1	
38	CD	1	Total	C	O	S	0
			54	41	12	1	
38	DD	1	Total	C	O	S	0
			34	21	12	1	
38	LD	1	Total	C	O	S	0
			43	30	12	1	
38	LD	1	Total	C	O	S	0
			43	30	12	1	
38	AE	1	Total	C	O	S	0
			46	33	12	1	
38	BE	1	Total	C	O	S	0
			38	25	12	1	
38	CE	1	Total	C	O	S	0
			54	41	12	1	
38	DE	1	Total	C	O	S	0
			34	21	12	1	
38	LE	1	Total	C	O	S	0
			43	30	12	1	
38	LE	1	Total	C	O	S	0
			43	30	12	1	
38	A1	1	Total	C	O	S	0
			46	33	12	1	
38	B1	1	Total	C	O	S	0
			38	25	12	1	
38	C1	1	Total	C	O	S	0
			54	41	12	1	
38	D1	1	Total	C	O	S	0
			34	21	12	1	
38	L1	1	Total	C	O	S	0
			43	30	12	1	
38	L1	1	Total	C	O	S	0
			43	30	12	1	
38	c1	1	Total	C	O	S	0
			54	41	12	1	
38	d1	1	Total	C	O	S	0
			34	21	12	1	
38	h1	1	Total	C	O	S	0
			35	22	12	1	
38	cD	1	Total	C	O	S	0
			54	41	12	1	

Continued on next page...

Continued from previous page...

Mol	Chain	Residues	Atoms				AltConf
38	dD	1	Total	C	O	S	0
			34	21	12	1	
38	hD	1	Total	C	O	S	0
			35	22	12	1	
38	cE	1	Total	C	O	S	0
			54	41	12	1	
38	dE	1	Total	C	O	S	0
			34	21	12	1	
38	hE	1	Total	C	O	S	0
			35	22	12	1	

- Molecule 39 is 1,2-DISTEAROYL-MONOGALACTOSYL-DIGLYCERIDE (CCD ID: LMG) (formula: $C_{45}H_{86}O_{10}$).

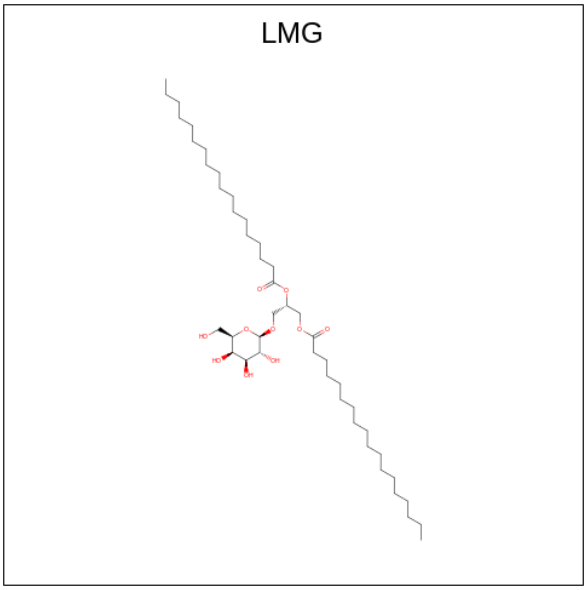

Mol	Chain	Residues	Atoms			AltConf
39	AD	1	Total	C	O	0
			36	26	10	
39	BD	1	Total	C	O	0
			51	41	10	
39	CD	1	Total	C	O	0
			51	41	10	
39	CD	1	Total	C	O	0
			51	41	10	
39	DD	1	Total	C	O	0
			51	41	10	
39	JD	1	Total	C	O	0
			27	17	10	

Continued on next page...

Continued from previous page...

Mol	Chain	Residues	Atoms	AltConf
39	MD	1	Total C O 36 26 10	0
39	TD	1	Total C O 36 26 10	0
39	AE	1	Total C O 36 26 10	0
39	BE	1	Total C O 51 41 10	0
39	CE	1	Total C O 51 41 10	0
39	CE	1	Total C O 51 41 10	0
39	DE	1	Total C O 51 41 10	0
39	JE	1	Total C O 27 17 10	0
39	ME	1	Total C O 36 26 10	0
39	TE	1	Total C O 36 26 10	0
39	A1	1	Total C O 36 26 10	0
39	B1	1	Total C O 51 41 10	0
39	C1	1	Total C O 51 41 10	0
39	C1	1	Total C O 51 41 10	0
39	D1	1	Total C O 51 41 10	0
39	J1	1	Total C O 27 17 10	0
39	M1	1	Total C O 36 26 10	0
39	T1	1	Total C O 36 26 10	0
39	a1	1	Total C O 51 41 10	0
39	a1	1	Total C O 36 26 10	0
39	b1	1	Total C O 51 41 10	0

Continued on next page...

Continued from previous page...

Mol	Chain	Residues	Atoms			AltConf
39	d1	1	Total	C	O	0
			51	41	10	
39	j1	1	Total	C	O	0
			27	17	10	
39	m1	1	Total	C	O	0
			36	26	10	
39	t1	1	Total	C	O	0
			36	26	10	
39	y1	1	Total	C	O	0
			51	41	10	
39	aD	1	Total	C	O	0
			51	41	10	
39	aD	1	Total	C	O	0
			36	26	10	
39	bD	1	Total	C	O	0
			51	41	10	
39	dD	1	Total	C	O	0
			51	41	10	
39	jD	1	Total	C	O	0
			27	17	10	
39	mD	1	Total	C	O	0
			36	26	10	
39	tD	1	Total	C	O	0
			36	26	10	
39	yD	1	Total	C	O	0
			51	41	10	
39	aE	1	Total	C	O	0
			51	41	10	
39	aE	1	Total	C	O	0
			36	26	10	
39	bE	1	Total	C	O	0
			51	41	10	
39	dE	1	Total	C	O	0
			51	41	10	
39	jE	1	Total	C	O	0
			27	17	10	
39	mE	1	Total	C	O	0
			36	26	10	
39	tE	1	Total	C	O	0
			36	26	10	
39	yE	1	Total	C	O	0
			51	41	10	

- Molecule 40 is DODECYL-BETA-D-MALTOSIDE (CCD ID: LMT) (formula: $C_{24}H_{46}O_{11}$).

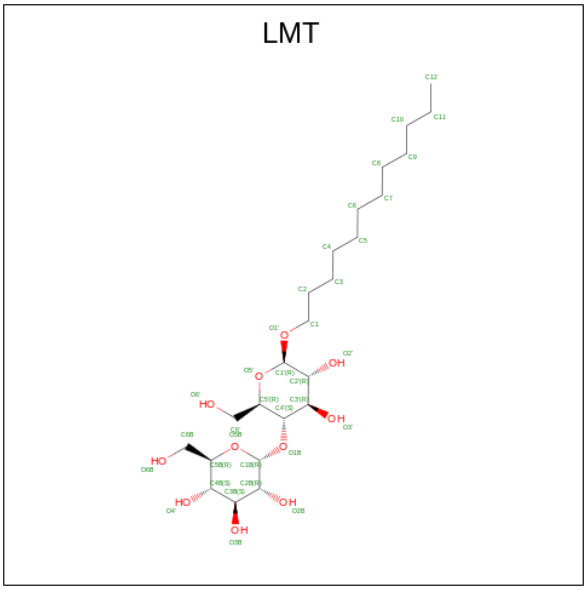

Mol	Chain	Residues	Atoms	AltConf
40	AD	1	Total C O 24 18 6	0
40	AD	1	Total C O 35 24 11	0
40	BD	1	Total C O 24 18 6	0
40	BD	1	Total C O 35 24 11	0
40	BD	1	Total C O 24 18 6	0
40	CD	1	Total C O 24 18 6	0
40	DD	1	Total C O 24 18 6	0
40	DD	1	Total C O 25 19 6	0
40	DD	1	Total C O 22 16 6	0
40	AE	1	Total C O 24 18 6	0
40	AE	1	Total C O 35 24 11	0
40	BE	1	Total C O 24 18 6	0
40	BE	1	Total C O 35 24 11	0

Continued on next page...

Continued from previous page...

Mol	Chain	Residues	Atoms			AltConf
40	BE	1	Total	C	O	0
			24	18	6	
40	DE	1	Total	C	O	0
			24	18	6	
40	DE	1	Total	C	O	0
			25	19	6	
40	DE	1	Total	C	O	0
			22	16	6	
40	A1	1	Total	C	O	0
			24	18	6	
40	A1	1	Total	C	O	0
			35	24	11	
40	B1	1	Total	C	O	0
			24	18	6	
40	B1	1	Total	C	O	0
			24	18	6	
40	B1	1	Total	C	O	0
			24	18	6	
40	C1	1	Total	C	O	0
			24	18	6	
40	D1	1	Total	C	O	0
			24	18	6	
40	D1	1	Total	C	O	0
			25	19	6	
40	D1	1	Total	C	O	0
			22	16	6	
40	a1	1	Total	C	O	0
			35	24	11	
40	b1	1	Total	C	O	0
			35	24	11	
40	b1	1	Total	C	O	0
			24	18	6	
40	b1	1	Total	C	O	0
			24	18	6	
40	d1	1	Total	C	O	0
			24	18	6	
40	d1	1	Total	C	O	0
			25	19	6	
40	d1	1	Total	C	O	0
			22	16	6	
40	i1	1	Total	C	O	0
			24	18	6	

Continued on next page...

Continued from previous page...

Mol	Chain	Residues	Atoms	AltConf
40	j1	1	Total C O 35 24 11	0
40	bD	1	Total C O 35 24 11	0
40	bD	1	Total C O 24 18 6	0
40	bD	1	Total C O 24 18 6	0
40	cD	1	Total C O 24 18 6	0
40	dD	1	Total C O 24 18 6	0
40	dD	1	Total C O 25 19 6	0
40	dD	1	Total C O 22 16 6	0
40	iD	1	Total C O 24 18 6	0
40	jD	1	Total C O 35 24 11	0
40	bE	1	Total C O 35 24 11	0
40	bE	1	Total C O 24 18 6	0
40	bE	1	Total C O 24 18 6	0
40	bE	1	Total C O 24 18 6	0
40	cE	1	Total C O 24 18 6	0
40	dE	1	Total C O 24 18 6	0
40	dE	1	Total C O 25 19 6	0
40	dE	1	Total C O 22 16 6	0
40	iE	1	Total C O 24 18 6	0
40	jE	1	Total C O 35 24 11	0

- Molecule 41 is BICARBONATE ION (CCD ID: BCT) (formula: CHO_3).

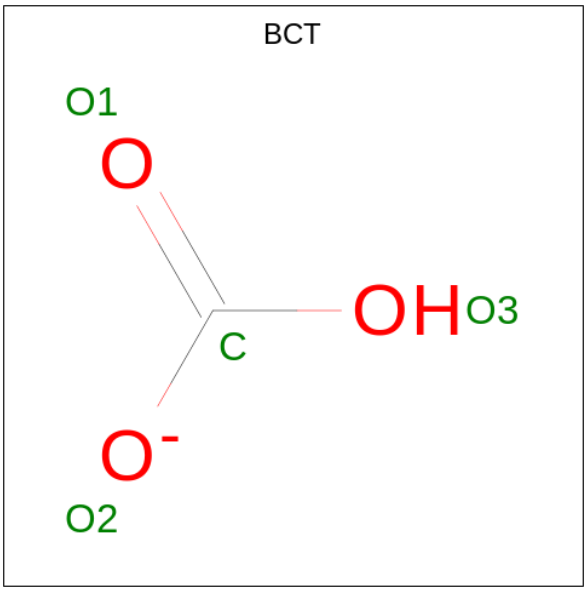

Mol	Chain	Residues	Atoms			AltConf
41	AD	1	Total	C	O	0
			4	1	3	
41	AE	1	Total	C	O	0
			4	1	3	
41	A1	1	Total	C	O	0
			4	1	3	
41	a1	1	Total	C	O	0
			4	1	3	
41	aD	1	Total	C	O	0
			4	1	3	
41	aE	1	Total	C	O	0
			4	1	3	

- Molecule 42 is 1,2-DIPALMITOYL-PHOSPHATIDYL-GLYCEROLE (CCD ID: LHG) (formula: $C_{38}H_{75}O_{10}P$).

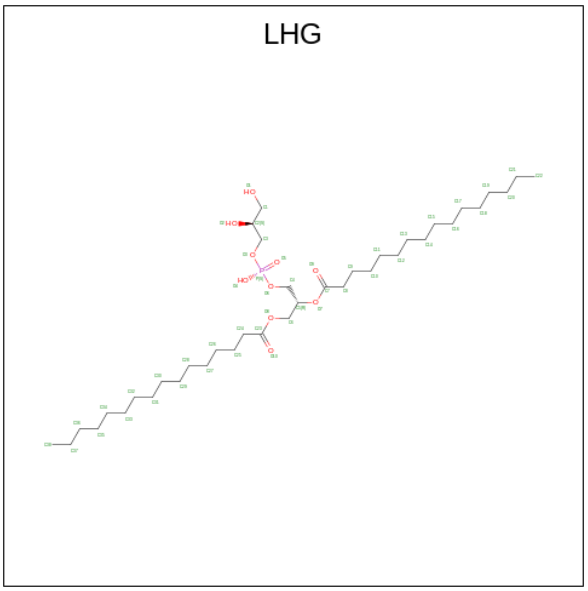

Mol	Chain	Residues	Atoms				AltConf
42	AD	1	Total	C	O	P	0
			38	27	10	1	
42	BD	1	Total	C	O	P	0
			49	38	10	1	
42	DD	1	Total	C	O	P	0
			49	38	10	1	
42	DD	1	Total	C	O	P	0
			49	38	10	1	
42	AE	1	Total	C	O	P	0
			38	27	10	1	
42	BE	1	Total	C	O	P	0
			49	38	10	1	
42	DE	1	Total	C	O	P	0
			49	38	10	1	
42	DE	1	Total	C	O	P	0
			49	38	10	1	
42	A1	1	Total	C	O	P	0
			38	27	10	1	
42	B1	1	Total	C	O	P	0
			49	38	10	1	
42	D1	1	Total	C	O	P	0
			49	38	10	1	
42	D1	1	Total	C	O	P	0
			49	38	10	1	
42	a1	1	Total	C	O	P	0
			38	27	10	1	
42	d1	1	Total	C	O	P	0
			49	38	10	1	

Continued on next page...

Continued from previous page...

Mol	Chain	Residues	Atoms				AltConf
42	d1	1	Total	C	O	P	0
			49	38	10	1	
42	e1	1	Total	C	O	P	0
			40	29	10	1	
42	l1	1	Total	C	O	P	0
			49	38	10	1	
42	aD	1	Total	C	O	P	0
			38	27	10	1	
42	dD	1	Total	C	O	P	0
			49	38	10	1	
42	dD	1	Total	C	O	P	0
			49	38	10	1	
42	eD	1	Total	C	O	P	0
			40	29	10	1	
42	lD	1	Total	C	O	P	0
			49	38	10	1	
42	aE	1	Total	C	O	P	0
			38	27	10	1	
42	dE	1	Total	C	O	P	0
			49	38	10	1	
42	dE	1	Total	C	O	P	0
			49	38	10	1	
42	eE	1	Total	C	O	P	0
			40	29	10	1	
42	lE	1	Total	C	O	P	0
			49	38	10	1	

- Molecule 43 is BETA-CAROTENE (CCD ID: BCR) (formula: $C_{40}H_{56}$) (labeled as "Ligand of Interest" by depositor).

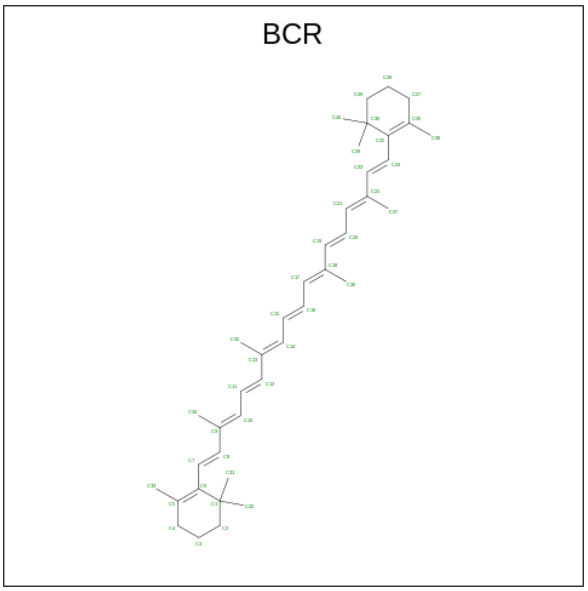

Mol	Chain	Residues	Atoms	AltConf
43	BD	1	Total C 40 40	0
43	BD	1	Total C 40 40	0
43	BD	1	Total C 40 40	0
43	CD	1	Total C 40 40	0
43	CD	1	Total C 40 40	0
43	CD	1	Total C 40 40	0
43	DD	1	Total C 40 40	0
43	ID	1	Total C 40 40	0
43	XD	1	Total C 40 40	0
43	ZD	1	Total C 40 40	0
43	BE	1	Total C 40 40	0
43	BE	1	Total C 40 40	0
43	BE	1	Total C 40 40	0
43	CE	1	Total C 40 40	0

Continued on next page...

Continued from previous page...

Mol	Chain	Residues	Atoms	AltConf
43	CE	1	Total C 40 40	0
43	DE	1	Total C 40 40	0
43	IE	1	Total C 40 40	0
43	XE	1	Total C 40 40	0
43	ZE	1	Total C 40 40	0
43	ZE	1	Total C 40 40	0
43	B1	1	Total C 40 40	0
43	B1	1	Total C 40 40	0
43	B1	1	Total C 40 40	0
43	C1	1	Total C 40 40	0
43	C1	1	Total C 40 40	0
43	D1	1	Total C 40 40	0
43	I1	1	Total C 40 40	0
43	X1	1	Total C 40 40	0
43	Z1	1	Total C 40 40	0
43	Z1	1	Total C 40 40	0
43	b1	1	Total C 40 40	0
43	b1	1	Total C 40 40	0
43	b1	1	Total C 40 40	0
43	c1	1	Total C 40 40	0
43	c1	1	Total C 40 40	0

Continued on next page...

Continued from previous page...

Mol	Chain	Residues	Atoms	AltConf
43	d1	1	Total C 40 40	0
43	h1	1	Total C 40 40	0
43	i1	1	Total C 40 40	0
43	k1	1	Total C 40 40	0
43	z1	1	Total C 40 40	0
43	bD	1	Total C 40 40	0
43	bD	1	Total C 40 40	0
43	bD	1	Total C 40 40	0
43	cD	1	Total C 40 40	0
43	cD	1	Total C 40 40	0
43	dD	1	Total C 40 40	0
43	hD	1	Total C 40 40	0
43	iD	1	Total C 40 40	0
43	kD	1	Total C 40 40	0
43	zD	1	Total C 40 40	0
43	bE	1	Total C 40 40	0
43	bE	1	Total C 40 40	0
43	bE	1	Total C 40 40	0
43	cE	1	Total C 40 40	0
43	cE	1	Total C 40 40	0
43	dE	1	Total C 40 40	0

Continued on next page...

Continued from previous page...

Mol	Chain	Residues	Atoms	AltConf
43	hE	1	Total C 40 40	0
43	iE	1	Total C 40 40	0
43	kE	1	Total C 40 40	0
43	zE	1	Total C 40 40	0

- Molecule 44 is DIGALACTOSYL DIACYL GLYCEROL (DGDG) (CCD ID: DGD) (formula: $C_{51}H_{96}O_{15}$).

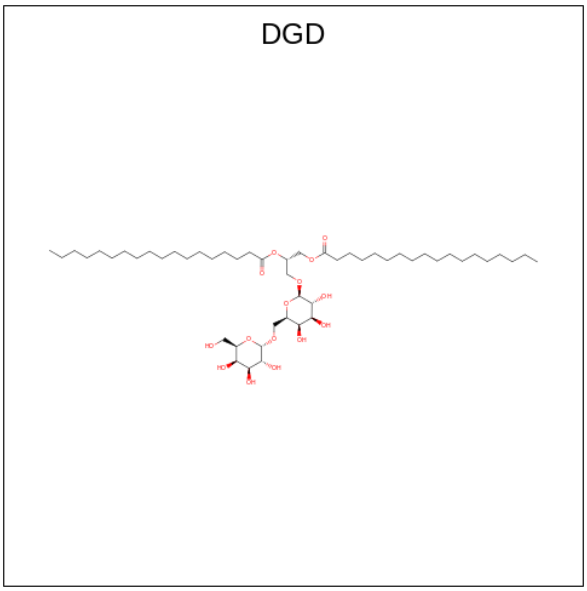

Mol	Chain	Residues	Atoms	AltConf
44	CD	1	Total C O 47 32 15	0
44	CD	1	Total C O 62 47 15	0
44	HD	1	Total C O 62 47 15	0
44	JD	1	Total C O 62 47 15	0
44	CE	1	Total C O 47 32 15	0
44	CE	1	Total C O 62 47 15	0
44	HE	1	Total C O 62 47 15	0

Continued on next page...

Continued from previous page...

Mol	Chain	Residues	Atoms	AltConf
44	JE	1	Total C O 62 47 15	0
44	C1	1	Total C O 47 32 15	0
44	C1	1	Total C O 62 47 15	0
44	H1	1	Total C O 62 47 15	0
44	J1	1	Total C O 62 47 15	0
44	c1	1	Total C O 47 32 15	0
44	c1	1	Total C O 62 47 15	0
44	c1	1	Total C O 62 47 15	0
44	h1	1	Total C O 62 47 15	0
44	cD	1	Total C O 47 32 15	0
44	cD	1	Total C O 62 47 15	0
44	cD	1	Total C O 62 47 15	0
44	hD	1	Total C O 62 47 15	0
44	cE	1	Total C O 47 32 15	0
44	cE	1	Total C O 62 47 15	0
44	cE	1	Total C O 62 47 15	0
44	hE	1	Total C O 62 47 15	0

- Molecule 45 is PHEOPHYTIN A (CCD ID: PHO) (formula: $C_{55}H_{74}N_4O_5$).

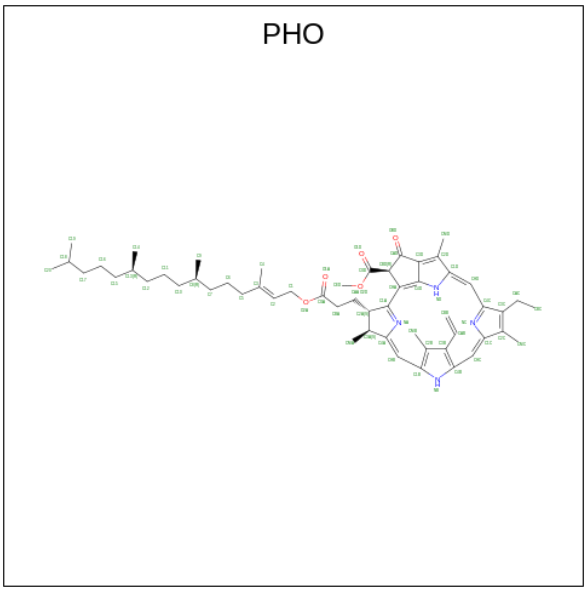

Mol	Chain	Residues	Atoms				AltConf
45	DD	1	Total	C	N	O	0
			64	55	4	5	
45	DD	1	Total	C	N	O	0
			58	49	4	5	
45	DE	1	Total	C	N	O	0
			64	55	4	5	
45	DE	1	Total	C	N	O	0
			64	55	4	5	
45	A1	1	Total	C	N	O	0
			64	55	4	5	
45	D1	1	Total	C	N	O	0
			64	55	4	5	
45	a1	1	Total	C	N	O	0
			52	43	4	5	
45	d1	1	Total	C	N	O	0
			64	55	4	5	
45	aD	1	Total	C	N	O	0
			64	55	4	5	
45	dD	1	Total	C	N	O	0
			52	43	4	5	
45	aE	1	Total	C	N	O	0
			56	47	4	5	
45	dE	1	Total	C	N	O	0
			56	47	4	5	

- Molecule 46 is FE (II) ION (CCD ID: FE2) (formula: Fe).

Mol	Chain	Residues	Atoms	AltConf
46	DD	1	Total Fe 1 1	0
46	DE	1	Total Fe 1 1	0
46	D1	1	Total Fe 1 1	0
46	d1	1	Total Fe 1 1	0
46	dD	1	Total Fe 1 1	0
46	dE	1	Total Fe 1 1	0

- Molecule 47 is PROTOPORPHYRIN IX CONTAINING FE (CCD ID: HEM) (formula: $C_{34}H_{32}FeN_4O_4$).

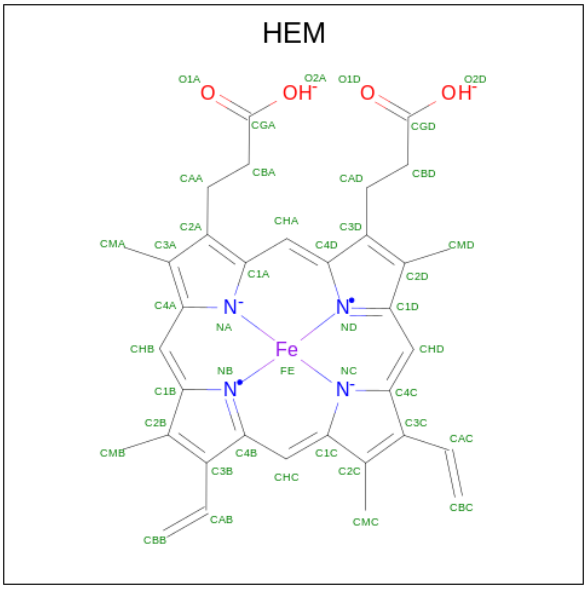

Mol	Chain	Residues	Atoms	AltConf
47	ED	1	Total C Fe N O 43 34 1 4 4	0
47	VD	1	Total C Fe N O 43 34 1 4 4	0
47	EE	1	Total C Fe N O 43 34 1 4 4	0
47	VE	1	Total C Fe N O 43 34 1 4 4	0
47	E1	1	Total C Fe N O 43 34 1 4 4	0

Continued on next page...

Continued from previous page...

Mol	Chain	Residues	Atoms					AltConf
47	V1	1	Total	C	Fe	N	O	0
			43	34	1	4	4	
47	f1	1	Total	C	Fe	N	O	0
			43	34	1	4	4	
47	v1	1	Total	C	Fe	N	O	0
			43	34	1	4	4	
47	fD	1	Total	C	Fe	N	O	0
			43	34	1	4	4	
47	vD	1	Total	C	Fe	N	O	0
			43	34	1	4	4	
47	fE	1	Total	C	Fe	N	O	0
			43	34	1	4	4	
47	vE	1	Total	C	Fe	N	O	0
			43	34	1	4	4	

- Molecule 48 is CALCIUM ION (CCD ID: CA) (formula: Ca).

Mol	Chain	Residues	Atoms		AltConf
48	KD	1	Total	Ca	0
			1	1	
48	UD	1	Total	Ca	0
			1	1	
48	VD	1	Total	Ca	0
			1	1	
48	KE	1	Total	Ca	0
			1	1	
48	UE	1	Total	Ca	0
			1	1	
48	VE	1	Total	Ca	0
			1	1	
48	K1	1	Total	Ca	0
			1	1	
48	U1	1	Total	Ca	0
			1	1	
48	V1	1	Total	Ca	0
			1	1	
48	k1	1	Total	Ca	0
			1	1	
48	u1	1	Total	Ca	0
			1	1	
48	v1	1	Total	Ca	0
			1	1	

Continued on next page...

Continued from previous page...

Mol	Chain	Residues	Atoms	AltConf
48	kD	1	Total Ca 1 1	0
48	uD	1	Total Ca 1 1	0
48	vD	1	Total Ca 1 1	0
48	kE	1	Total Ca 1 1	0
48	uE	1	Total Ca 1 1	0
48	vE	1	Total Ca 1 1	0

3 Residue-property plots (i)

These plots are drawn for all protein, RNA, DNA and oligosaccharide chains in the entry. The first graphic for a chain summarises the proportions of the various outlier classes displayed in the second graphic. The second graphic shows the sequence view annotated by issues in geometry and atom inclusion in map density. Residues are color-coded according to the number of geometric quality criteria for which they contain at least one outlier: green = 0, yellow = 1, orange = 2 and red = 3 or more. A red diamond above a residue indicates a poor fit to the EM map for this residue (all-atom inclusion < 40%). Stretches of 2 or more consecutive residues without any outlier are shown as a green connector. Residues present in the sample, but not in the model, are shown in grey.

• Molecule 1: LRC1

Chain BA:



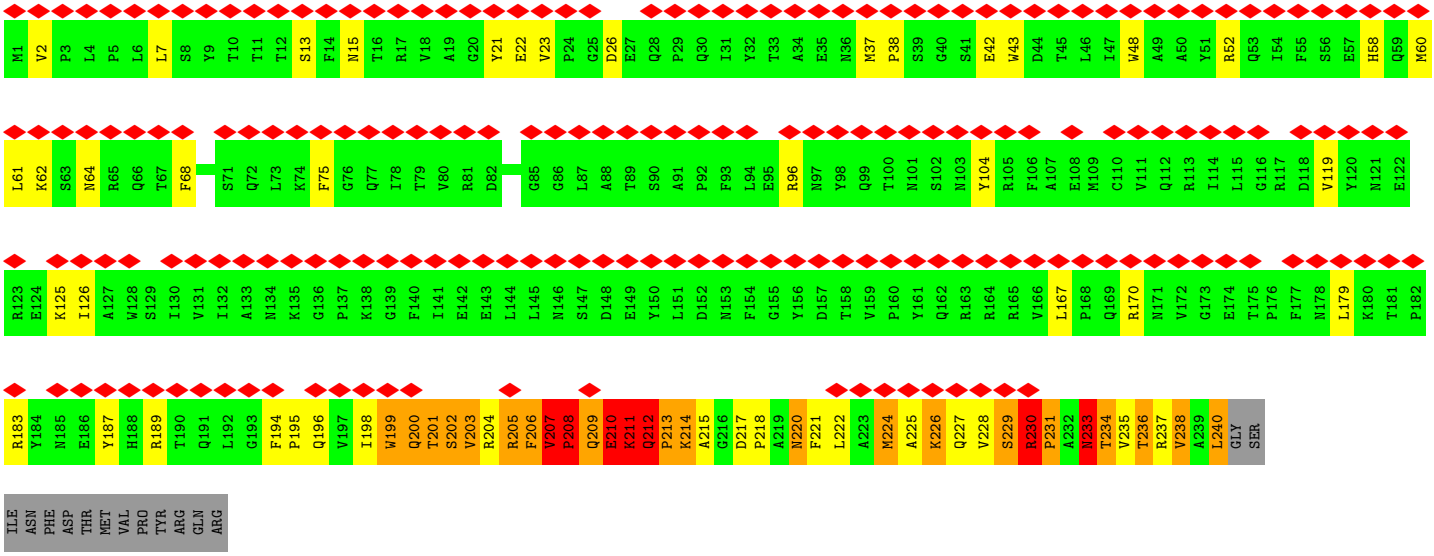

• Molecule 1: LRC1

Chain BC:



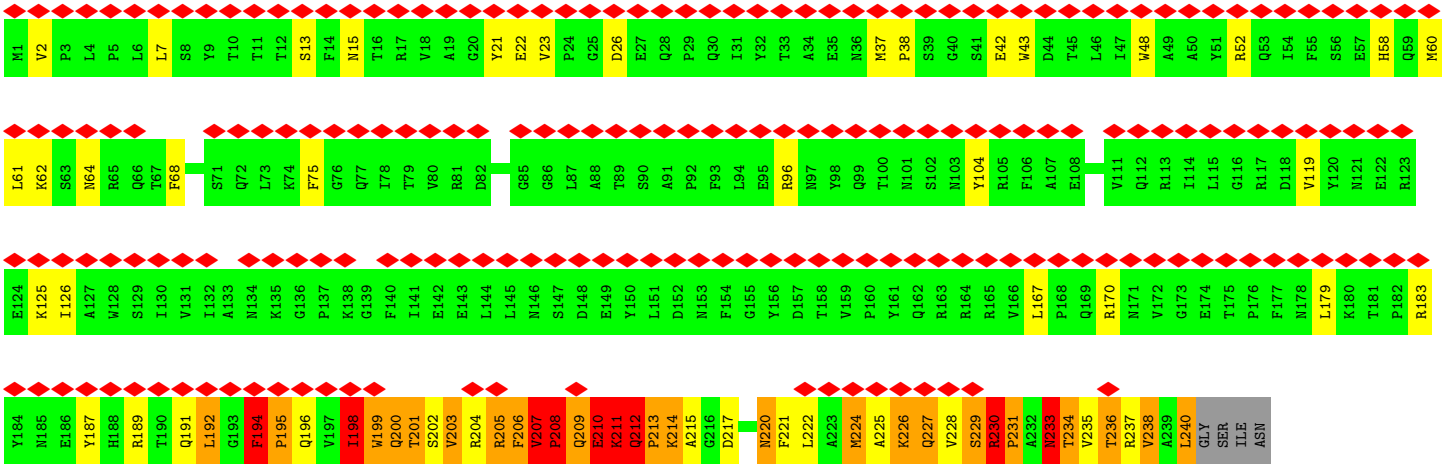

PHE ASP THR MET VAL PRO TYR ARG GLN ARG

• Molecule 1: LRC1

Chain BH:



M1 V2 P3 L4 P5 L6 L7 S8 Y9 T10 T11 T12 S13 F14 N15 T16 R17 V18 A19 G20 Y21 E22 V23 P24 G25 D26 E27 Q28 P29 Q30 I31 Y32 T33 A34 E35 N36 M37 P38 S39 G40 S41 E42 W43 D44 T45 L46 I47 W48 A49 A50 Y51 R52 Q53 I54 F55 S56 E57 H58 Q59 M60

L61 K62 S63 N64 R65 Q66 T67 F68 L69 E70 S71 Q72 L73 K74 F75 G76 Q77 I78 T79 V80 R81 D82 F83 I84 G85 G86 L87 A88 T89 S90 A91 P92 F93 L94 E95 R96 N97 Y98 Q99 T100 N101 S102 N103 Y104 R105 F106 A107 E108 M109 C110 V111 I114 L115 G116 R117 D118 V119 Y120 N121

E122 R123 E124 K125 I126 A127 W128 S129 I130 V131 I132 A133 N134 K135 G136 P137 K138 G139 F140 I141 E142 E143 L144 L145 N146 S147 D148 E149 Y150 L151 D152 N153 F154 G155 Y156 D157 T158 V159 P160 Y161 Q162 R163 R164 R165 V166 L167 P168 Q169 R170 N171 V172 G173 E174 T175 P176 F177 N178 L179 K180 T181

P182 R183 Y184 N185 E186 Y187 H188 R189 T190 Q191 L192 G193 F194 P195 Q196 V197 I198 W199 Q200 T201 S202 V203 R204 R205 F206 V207 P208 Q209 E210 K211 Q212 P213 K214 A215 G216 D217 P218 A219 N220 F221 L222 A223 M224 A225 K226 Q227 V228 S229 R230 P231 A232 N233 T234 V235 T236 R237 V238 A239 L240 GLY

SER ILE ASN PHE ASP THR MET VAL PRO TYR ARG GLN ARG

• Molecule 1: LRC1

Chain BI:



M1 V2 P3 L4 P5 L6 L7 S8 Y9 T10 T11 T12 S13 F14 N15 T16 R17 V18 A19 G20 Y21 E22 V23 P24 G25 D26 E27 Q28 P29 Q30 I31 Y32 T33 A34 E35 N36 M37 P38 S39 G40 S41 E42 W43 D44 T45 L46 I47 W48 A49 A50 Y51 R52 Q53 I54 F55 S56 E57 H58 Q59 M60

L61 K62 S63 N64 R65 Q66 T67 F68 L69 E70 S71 Q72 L73 K74 F75 G76 Q77 I78 T79 V80 R81 D82 F83 I84 G85 G86 L87 A88 T89 S90 A91 P92 F93 L94 E95 R96 N97 Y98 Q99 T100 N101 S102 N103 Y104 R105 F106 A107 E108 M109 C110 V111 Q112 R113 I114 L115 G116 R117 D118 V119 Y120

N121 E122 R123 E124 K125 I126 A127 W128 S129 I130 V131 I132 A133 N134 K135 G136 P137 K138 G139 F140 I141 E142 E143 L144 L145 N146 S147 D148 E149 Y150 L151 D152 N153 F154 G155 Y156 D157 T158 V159 P160 Y161 Q162 R163 R164 R165 V166 L167 P168 Q169 R170 N171 V172 G173 E174 T175 P176 F177 N178 L179 K180

T181 P182 R183 Y184 N185 E186 Y187 H188 R189 T190 Q191 L192 G193 F194 P195 Q196 V197 I198 W199 Q200 T201 S202 V203 R204 R205 F206 V207 P208 Q209 E210 K211 Q212 P213 K214 A215 P218 A219 N220 F221 L222 A223 M224 A225 K226 Q227 V228 S229 R230 P231 A232 N233 T234 V235 T236 R237 V238 A239 L240 GLY

SER ILE ASN PHE ASP THR MET VAL PRO TYR ARG GLN ARG

• Molecule 1: LRC1

Chain BJ:



M1 V2 P3 L4 P5 L6 L7 S8 Y9 T10 T11 T12 S13 F14 N15 T16 R17 V18 A19 G20 Y21 E22 V23 P24 G25 D26 E27 Q28 P29 Q30 I31 Y32 T33 A34 E35 N36 M37 P38 S39 G40 S41 E42 W43 D44 T45 L46 I47 W48 A49 A50 Y51 R52 Q53 I54 F55 S56 E57 H58 Q59 M60

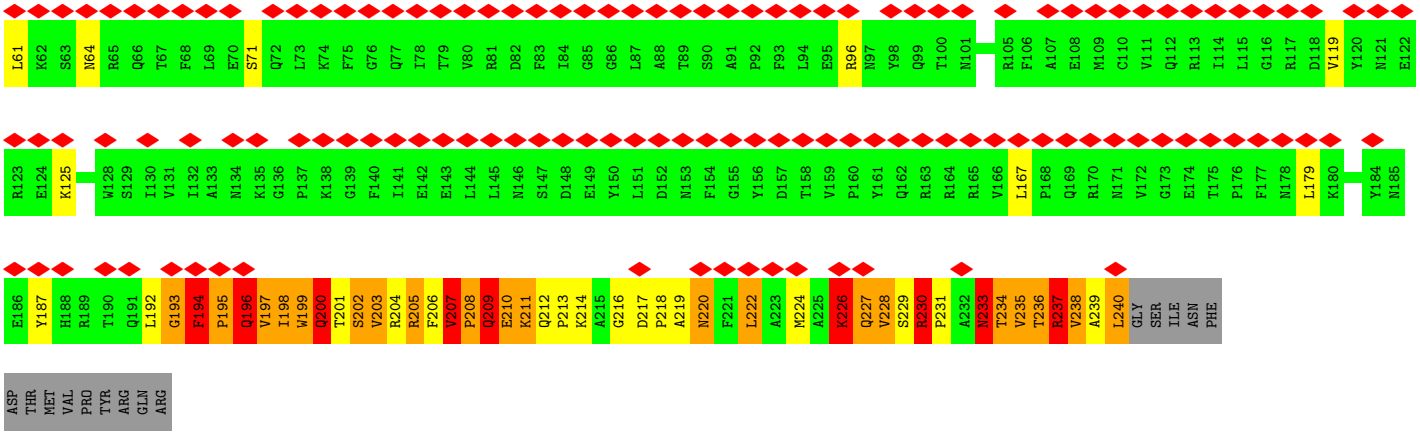

• Molecule 1: LRC1

Chain B2:



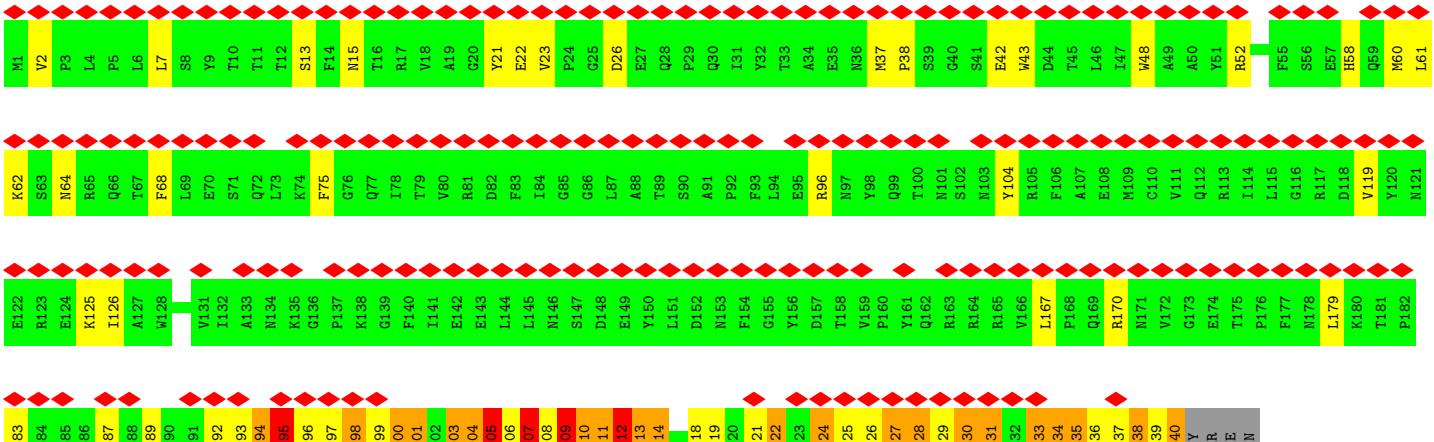

• Molecule 1: LRC1

Chain B3:



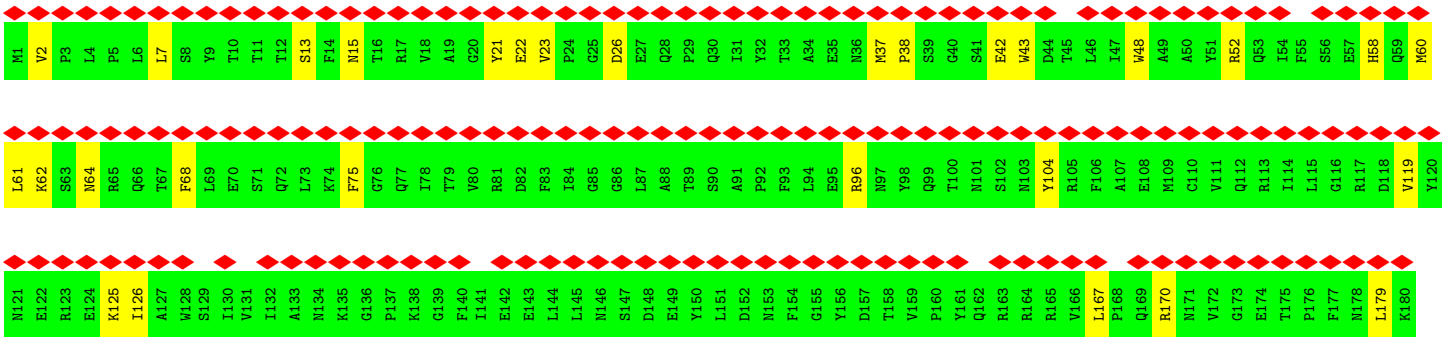



• Molecule 1: LRC1

Chain B5:





• Molecule 1: LRC1

Chain B6:



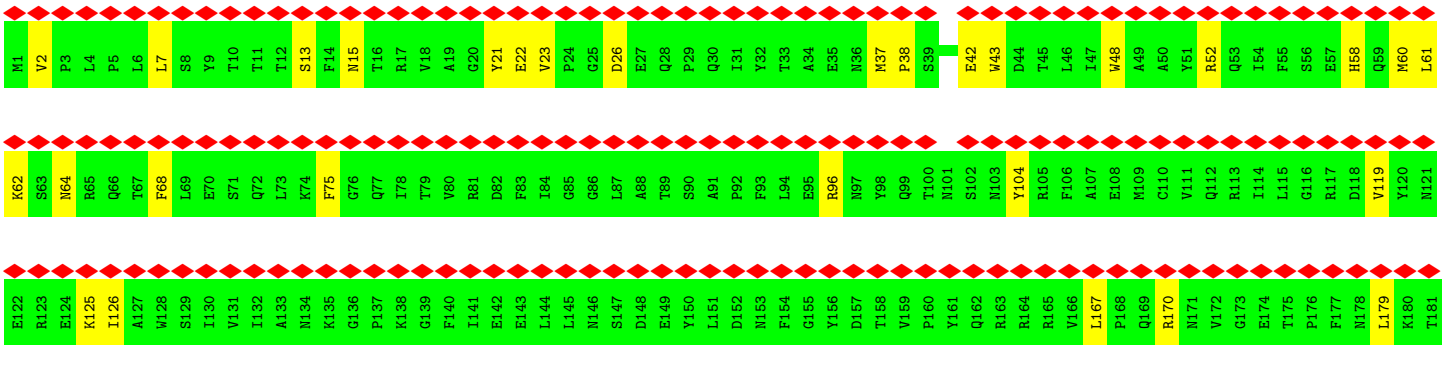

• Molecule 1: LRC1

Chain B7:



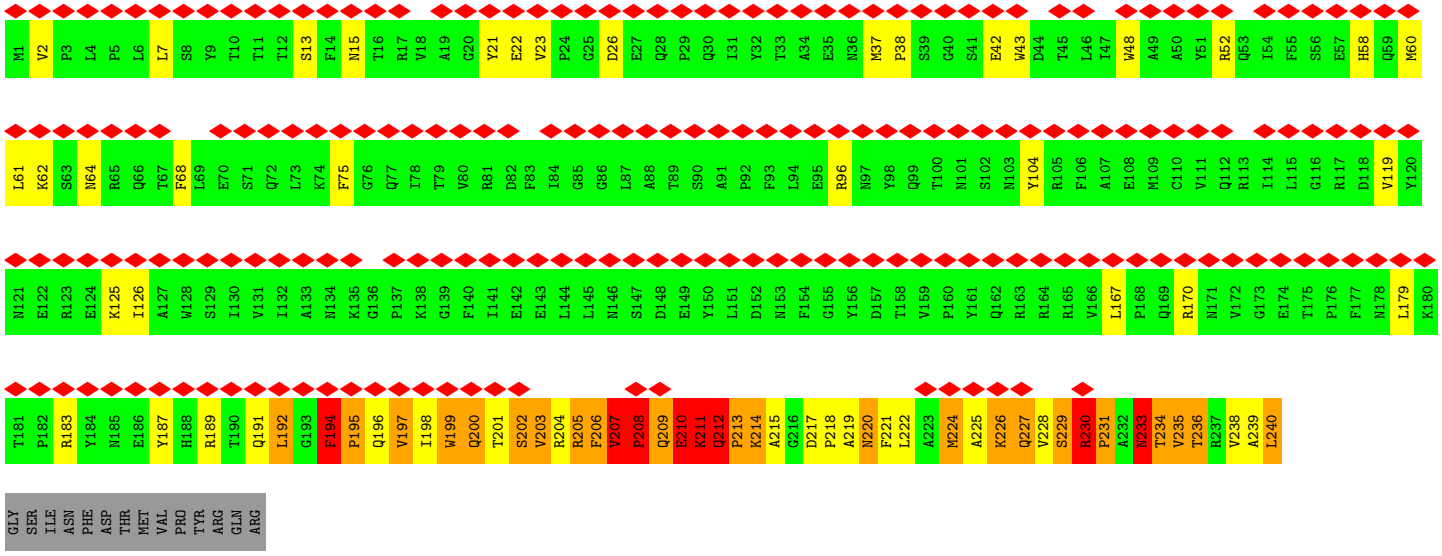

• Molecule 1: LRC1

Chain B8:



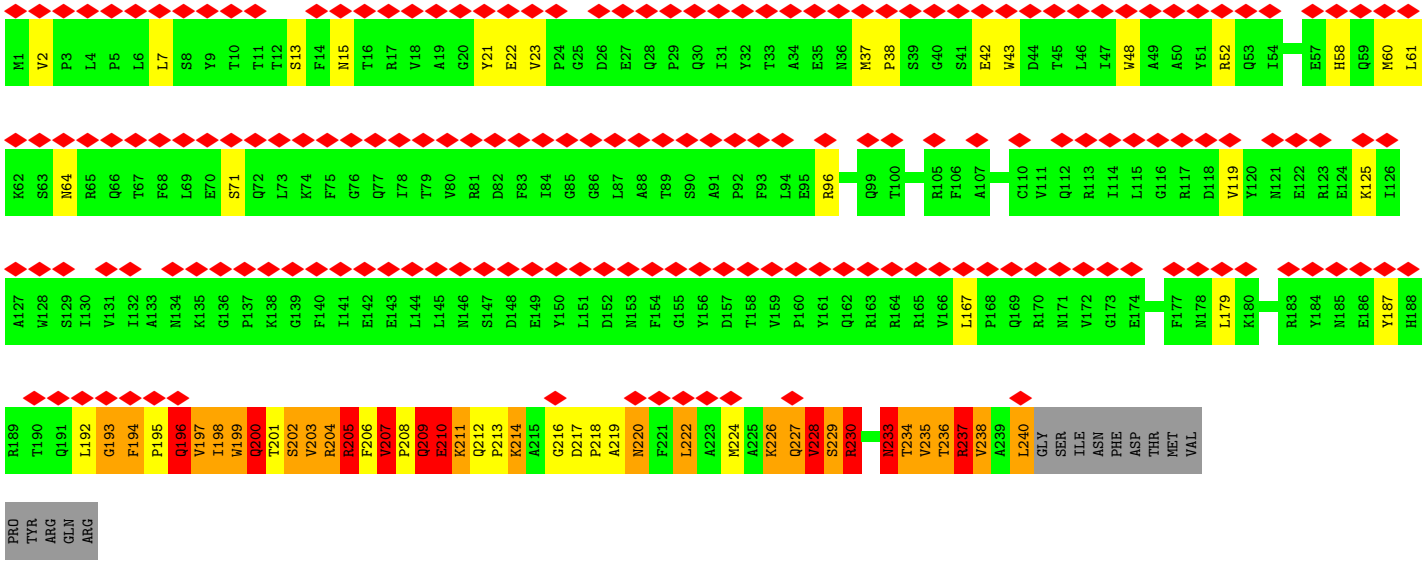

• Molecule 1: LRC1

Chain B9:



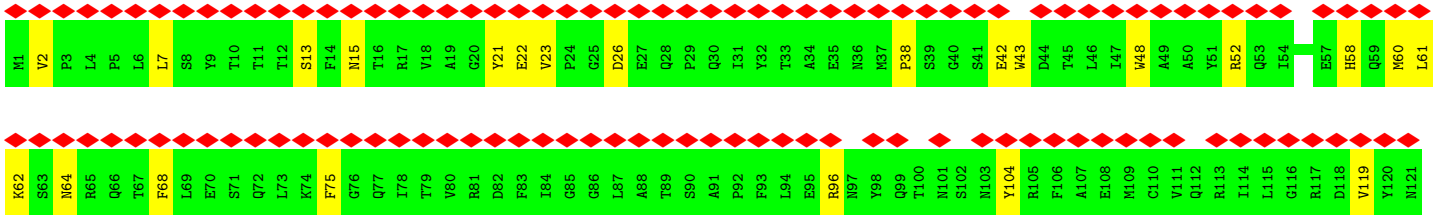

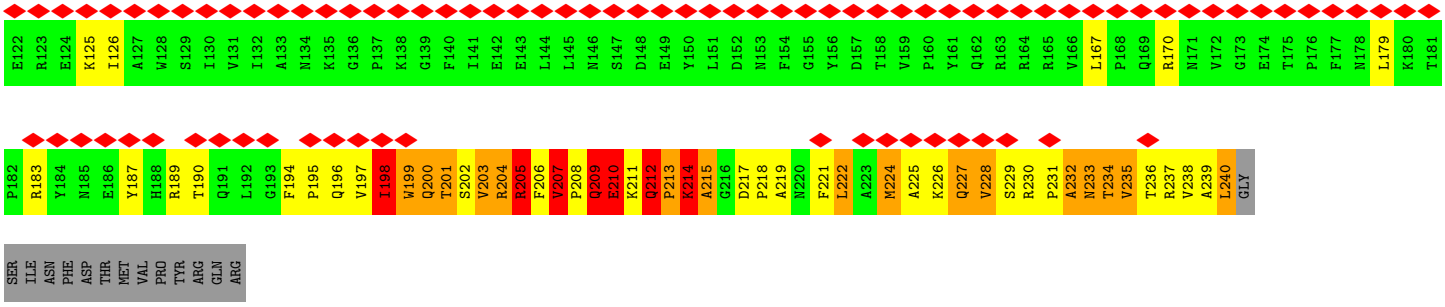

• Molecule 2: LCM

Chain BB:



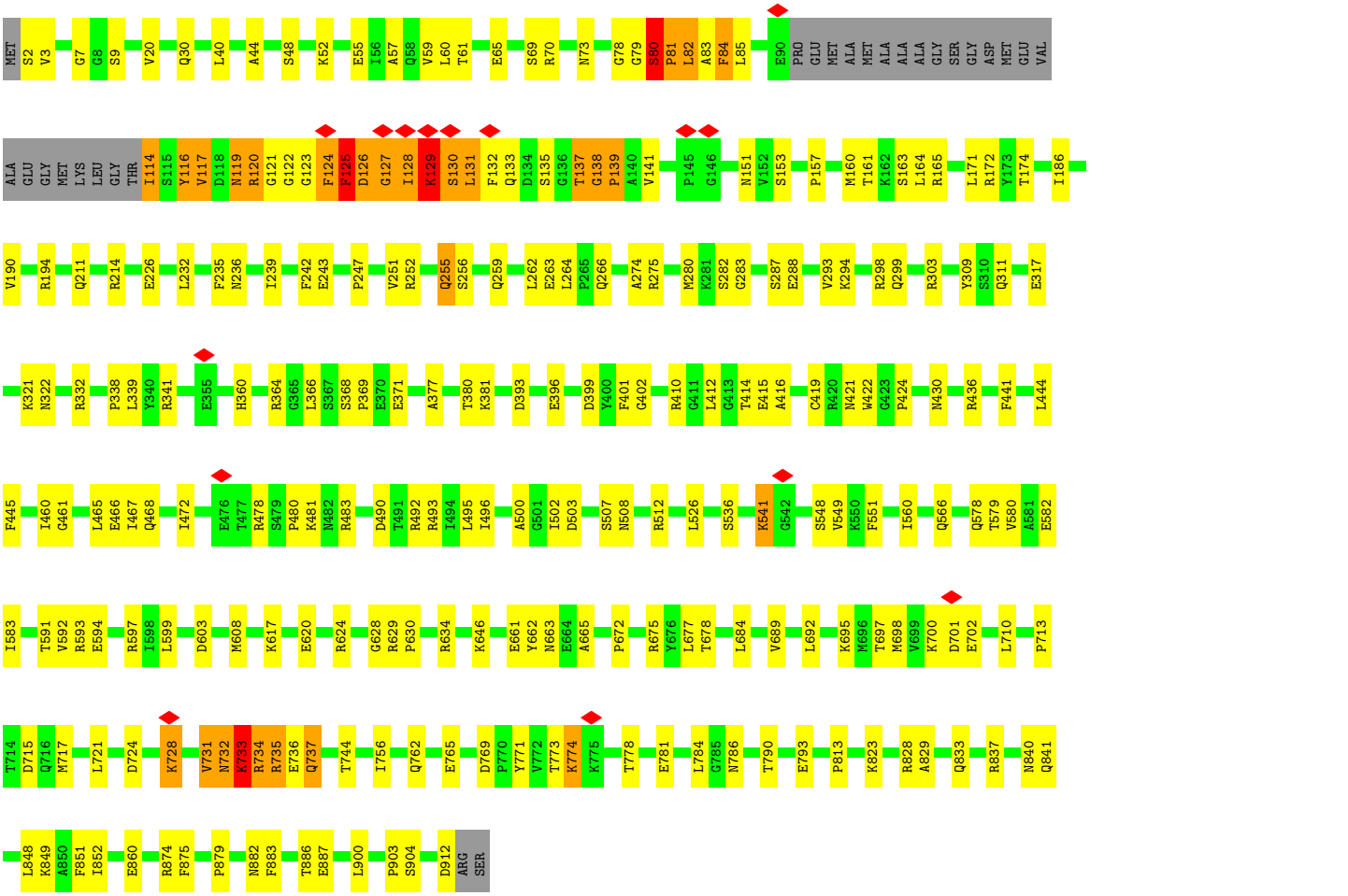

• Molecule 2: LCM

Chain CB:



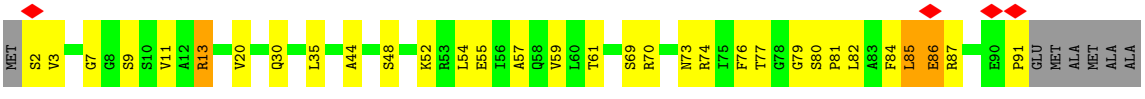

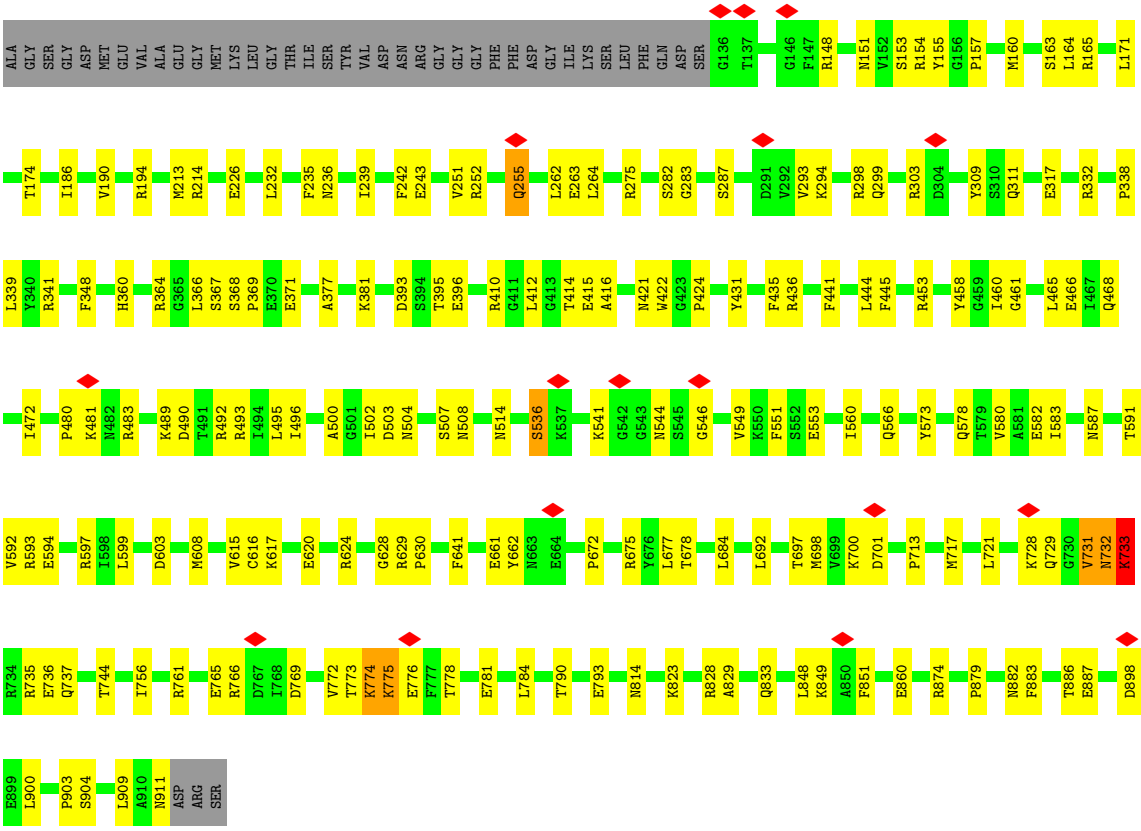

• Molecule 2: LCM

Chain B4:



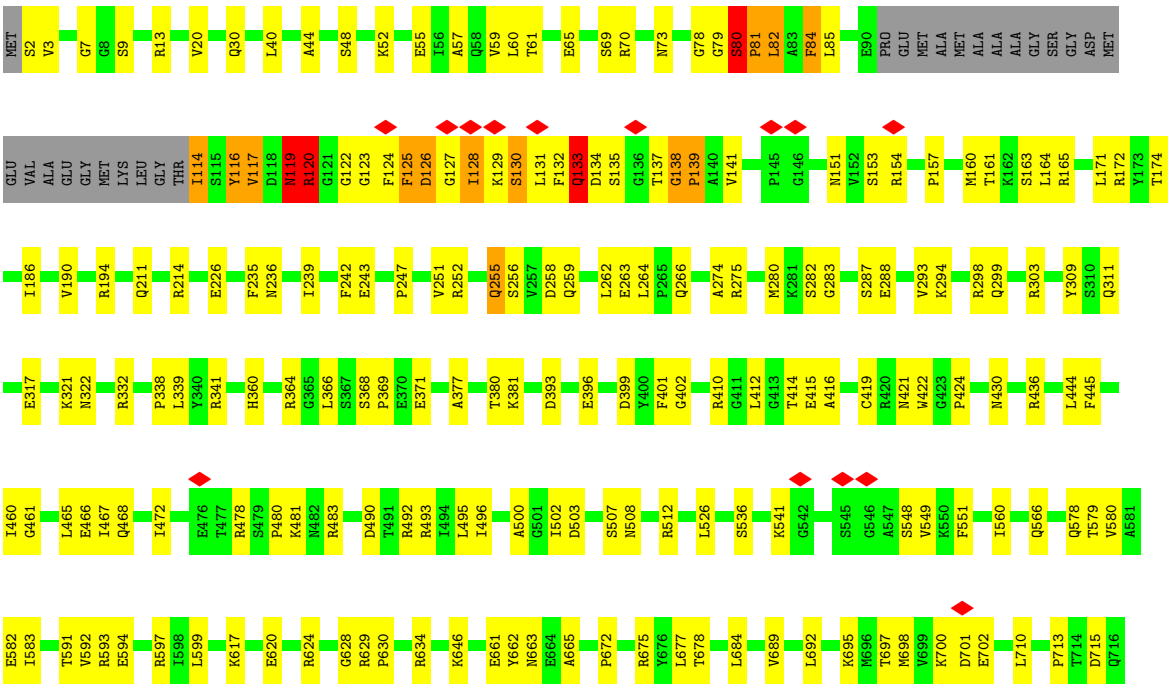

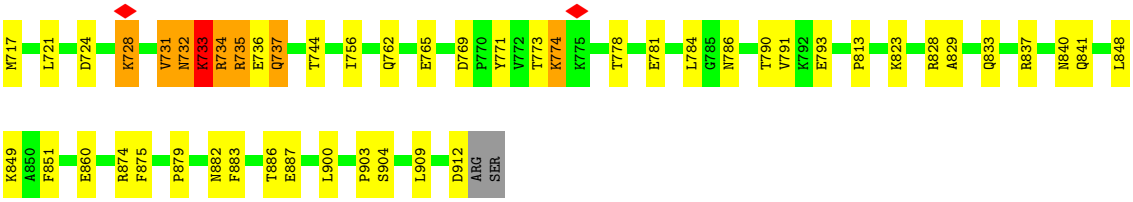

• Molecule 2: LCM

Chain C4:



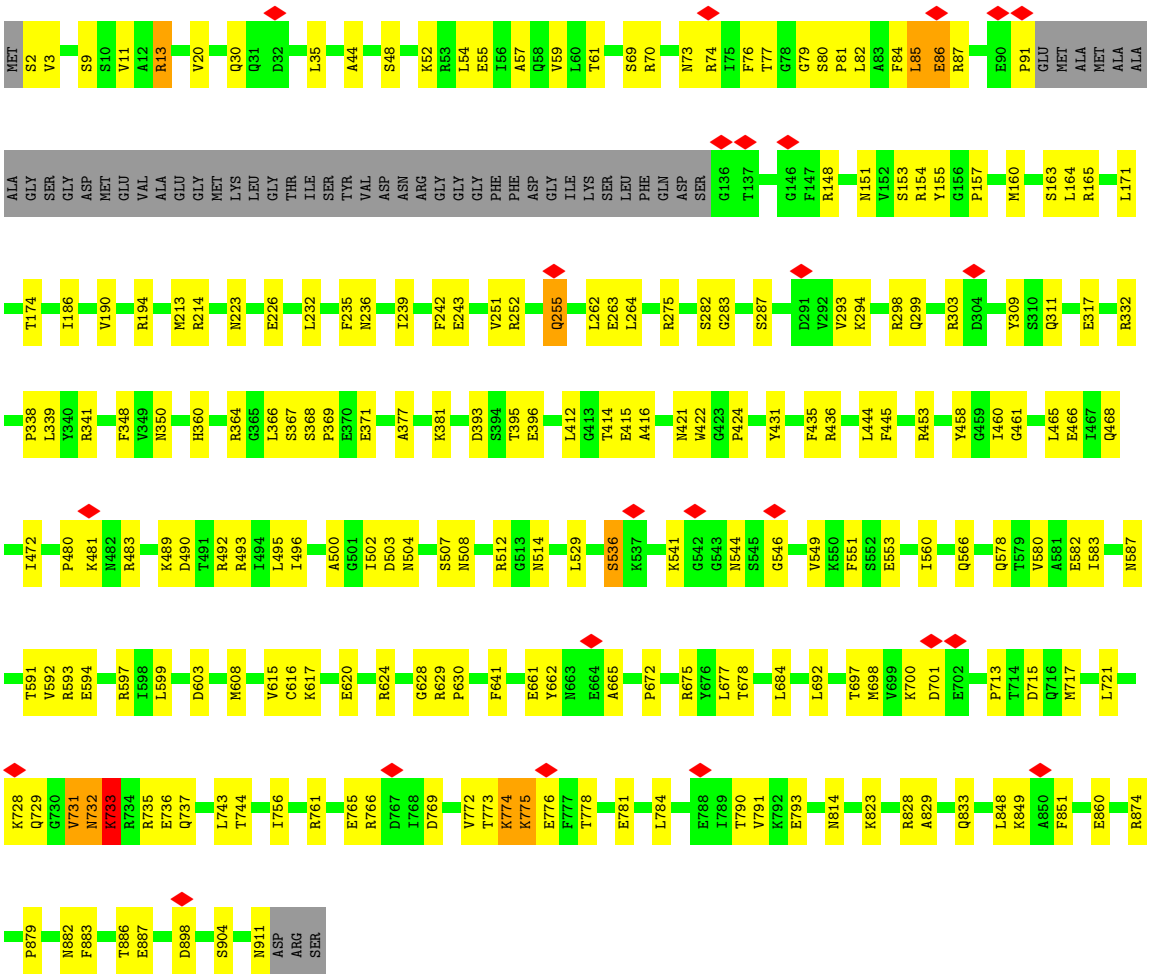

• Molecule 3: Allophycocyanin alpha chain

Chain OB:



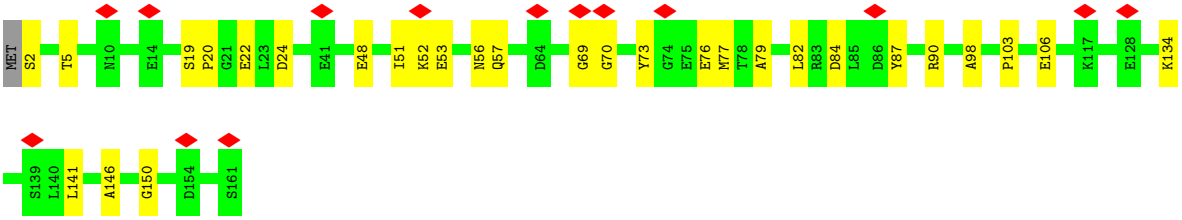

• Molecule 3: Allophycocyanin alpha chain

Chain QB:

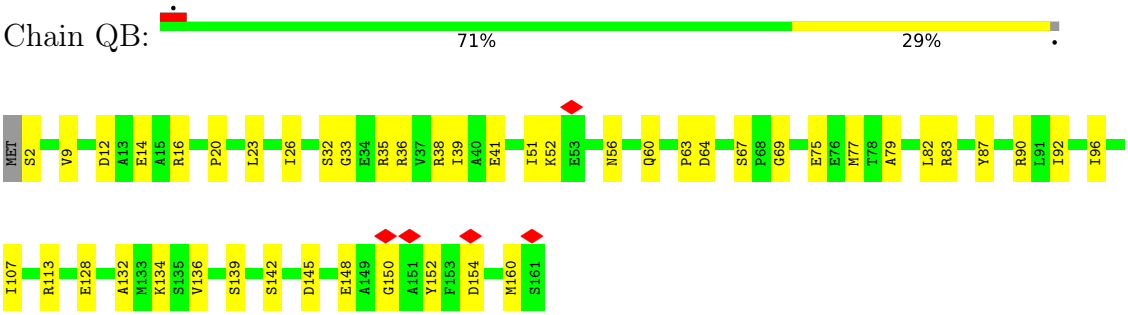

• Molecule 3: Allophycocyanin alpha chain

Chain SB:

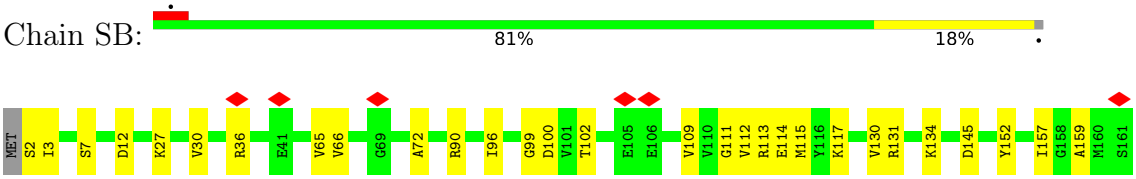

• Molecule 3: Allophycocyanin alpha chain

Chain VB:

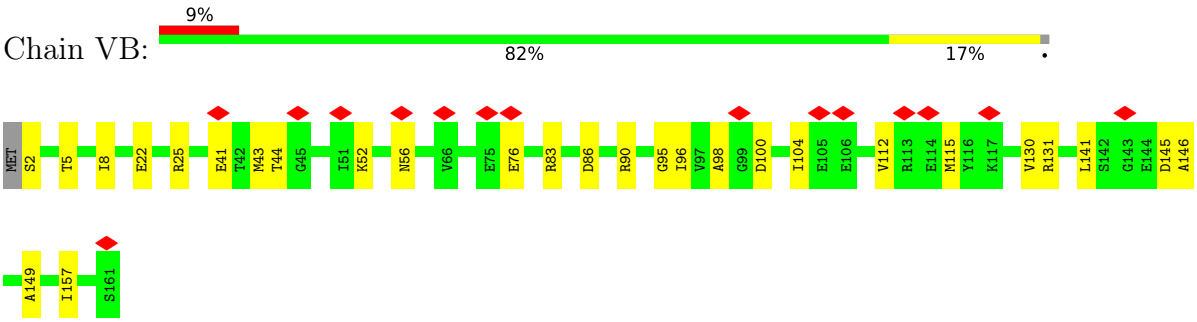

• Molecule 3: Allophycocyanin alpha chain

Chain XB:

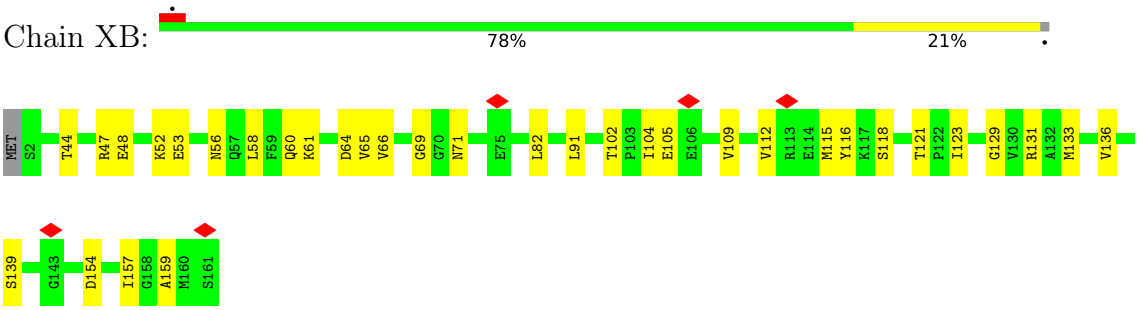

• Molecule 3: Allophycocyanin alpha chain

Chain ZB:

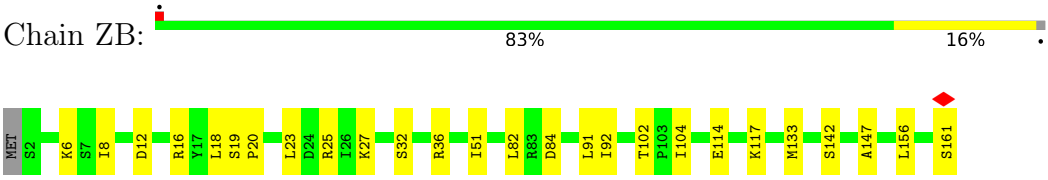

• Molecule 3: Allophycocyanin alpha chain

Chain JF:

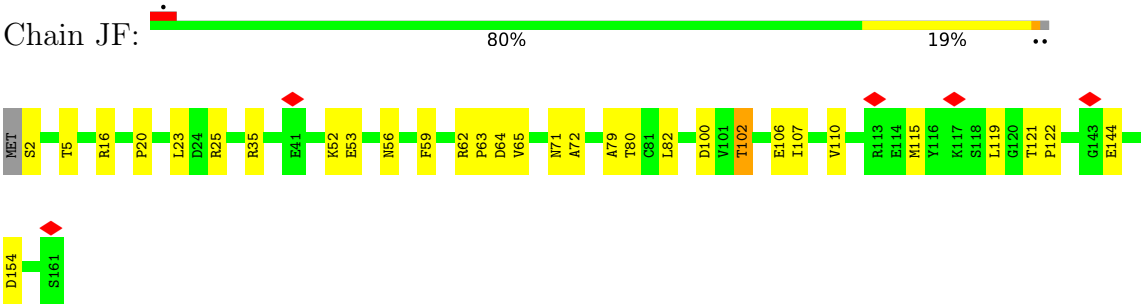

• Molecule 3: Allophycocyanin alpha chain

Chain LF:

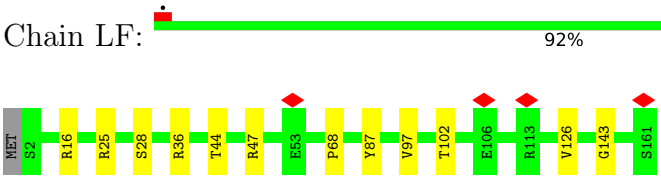

• Molecule 3: Allophycocyanin alpha chain

Chain XF:

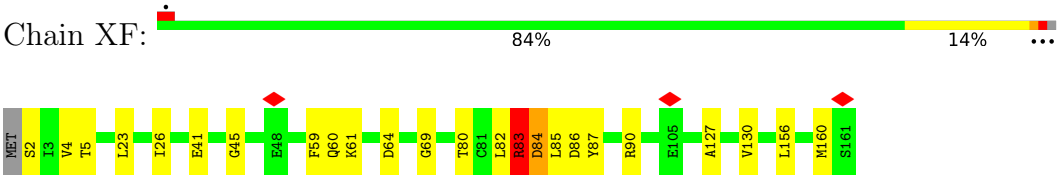

• Molecule 3: Allophycocyanin alpha chain

Chain ZF:

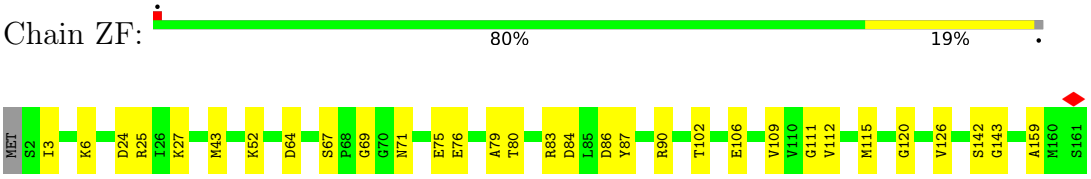

• Molecule 3: Allophycocyanin alpha chain

Chain AG:

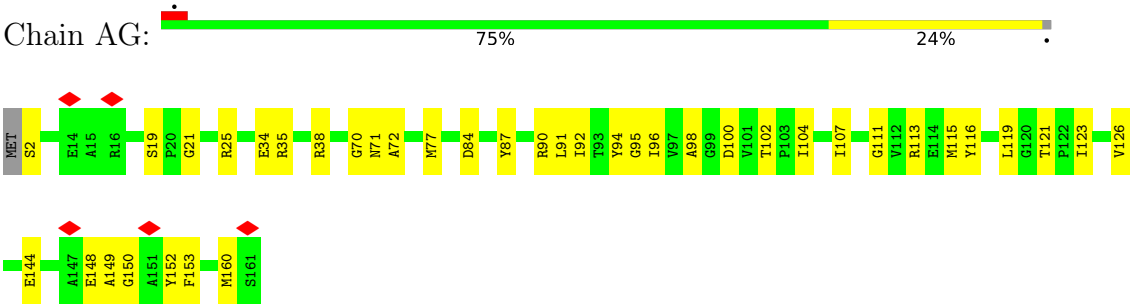

• Molecule 3: Allophycocyanin alpha chain

Chain GG:

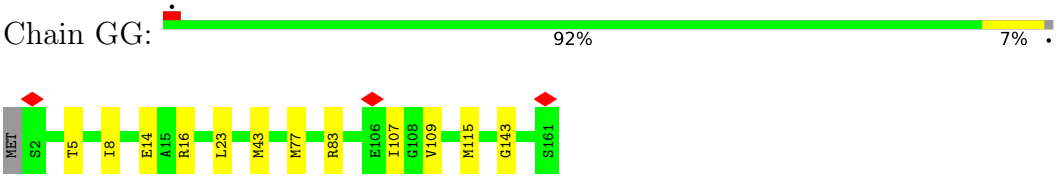

• Molecule 3: Allophycocyanin alpha chain

Chain IG:





• Molecule 3: Allophycocyanin alpha chain

Chain KG:





• Molecule 3: Allophycocyanin alpha chain

Chain NG:



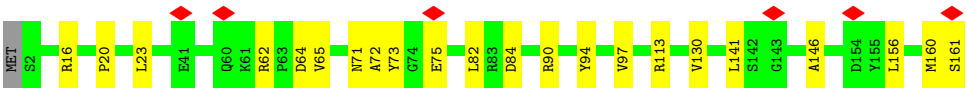

• Molecule 3: Allophycocyanin alpha chain

Chain PG:



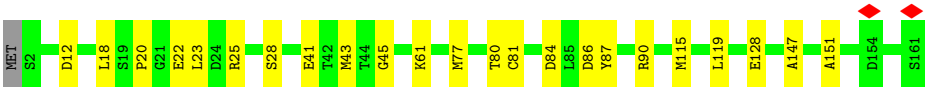

• Molecule 3: Allophycocyanin alpha chain

Chain RG:

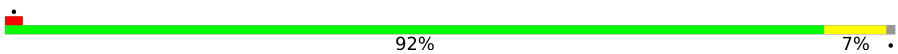

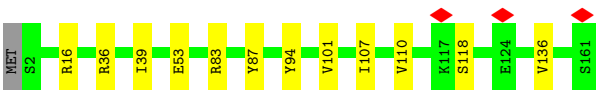

• Molecule 3: Allophycocyanin alpha chain

Chain TG:



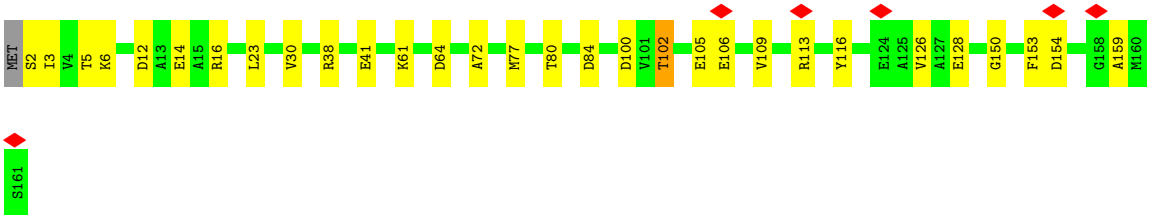

• Molecule 3: Allophycocyanin alpha chain



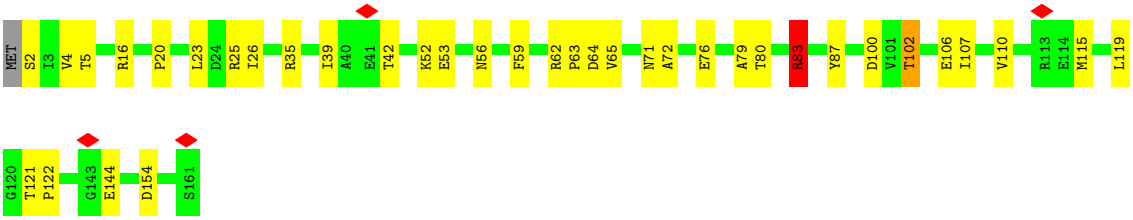

• Molecule 3: Allophycocyanin alpha chain



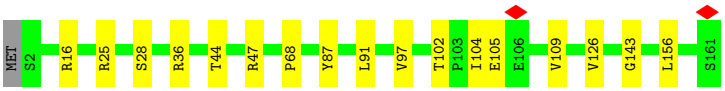

• Molecule 3: Allophycocyanin alpha chain



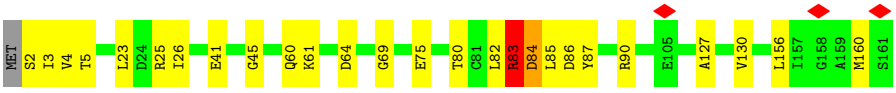

• Molecule 3: Allophycocyanin alpha chain



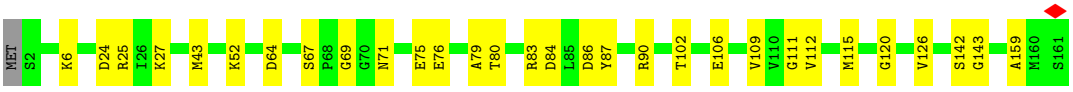

• Molecule 3: Allophycocyanin alpha chain



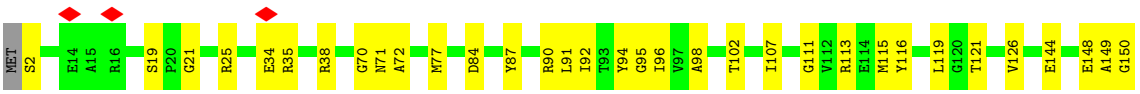

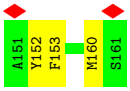

• Molecule 3: Allophycocyanin alpha chain

Chain GL:

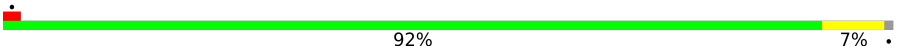

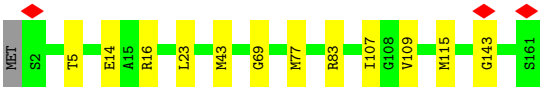

• Molecule 3: Allophycocyanin alpha chain

Chain IL:



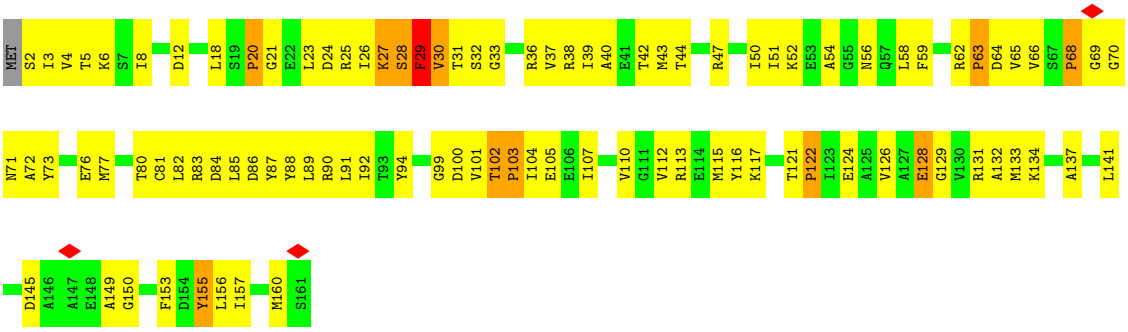

• Molecule 3: Allophycocyanin alpha chain

Chain KL:



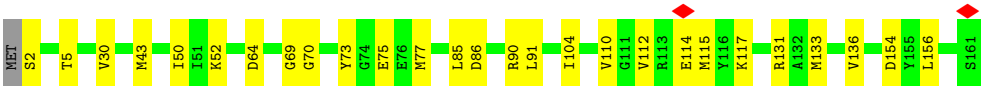

• Molecule 3: Allophycocyanin alpha chain

Chain NL:



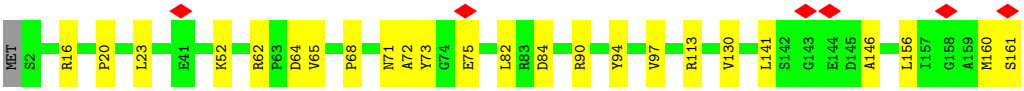

• Molecule 3: Allophycocyanin alpha chain

Chain PL:



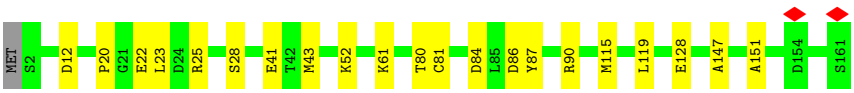

• Molecule 3: Allophycocyanin alpha chain

Chain RL:

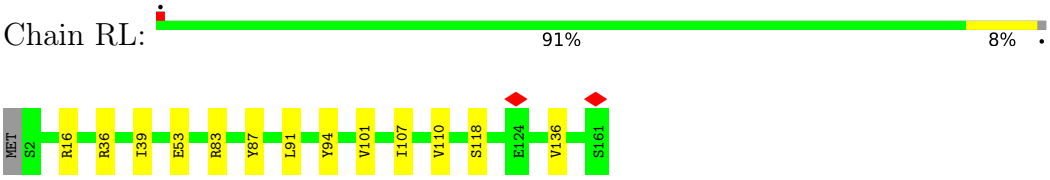

• Molecule 3: Allophycocyanin alpha chain

Chain TL:

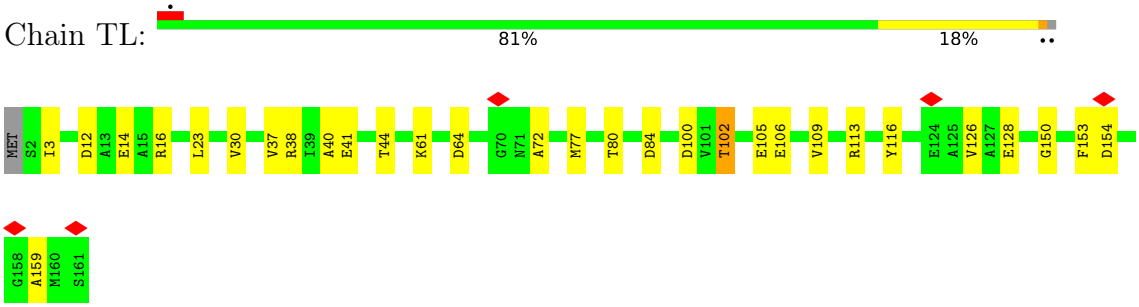

• Molecule 3: Allophycocyanin alpha chain

Chain Z4:

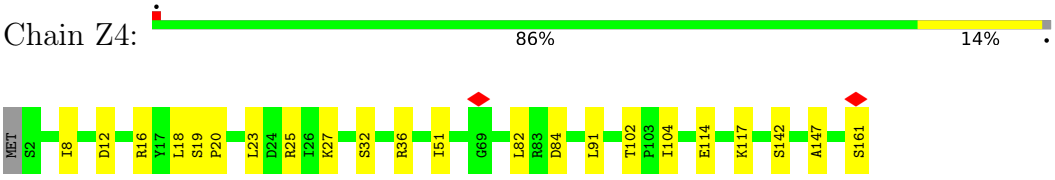

• Molecule 3: Allophycocyanin alpha chain

Chain S4:

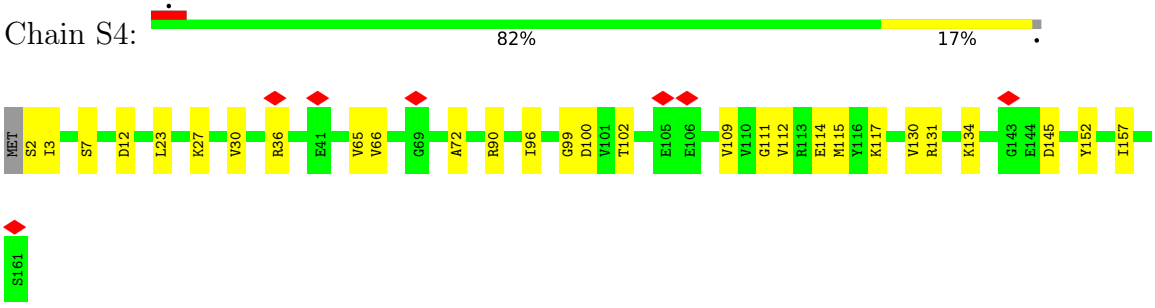

• Molecule 3: Allophycocyanin alpha chain

Chain V4:

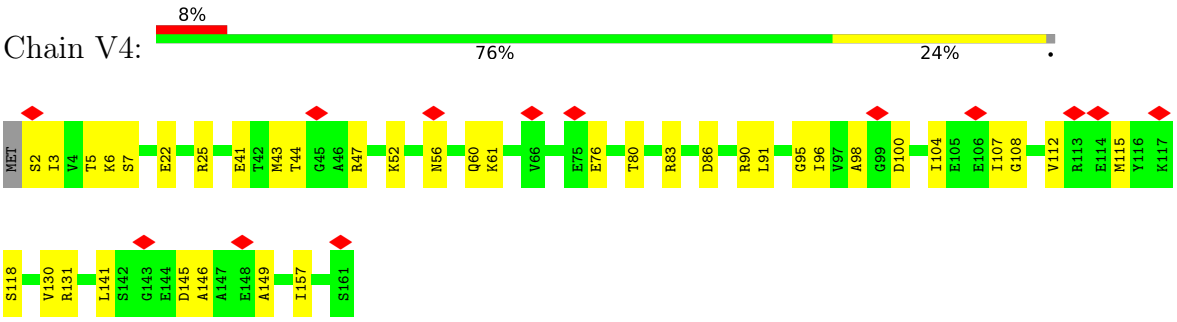

• Molecule 3: Allophycocyanin alpha chain

Chain X4:

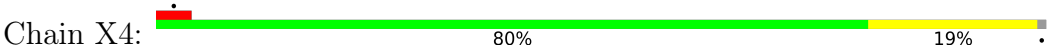

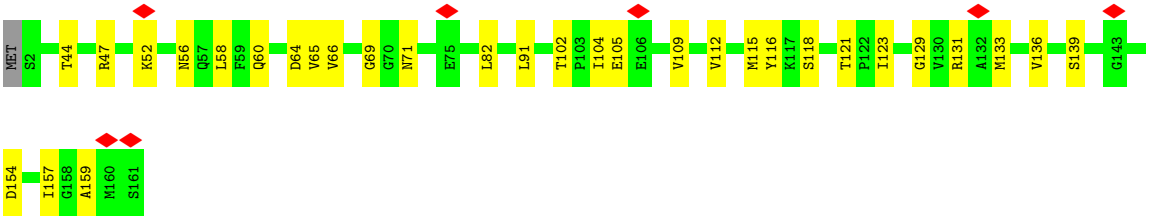

• Molecule 3: Allophycocyanin alpha chain

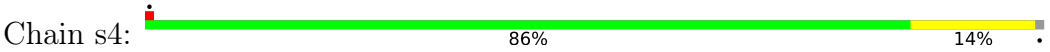

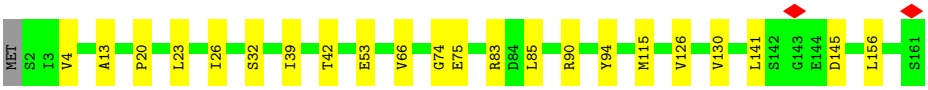

• Molecule 3: Allophycocyanin alpha chain

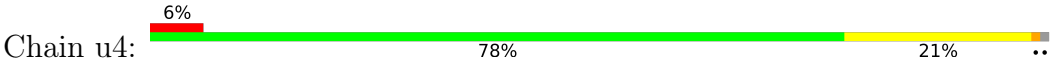

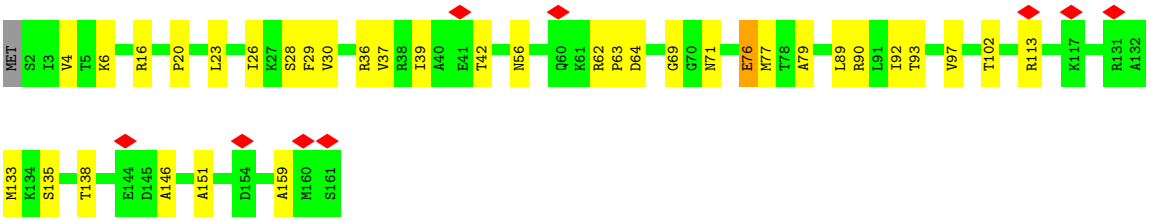

• Molecule 3: Allophycocyanin alpha chain

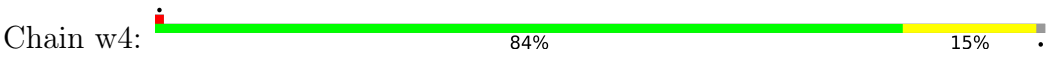

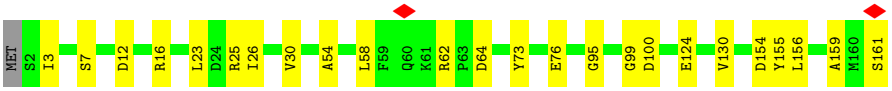

• Molecule 3: Allophycocyanin alpha chain

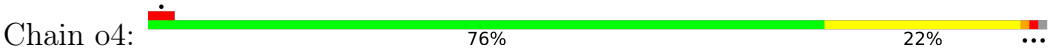

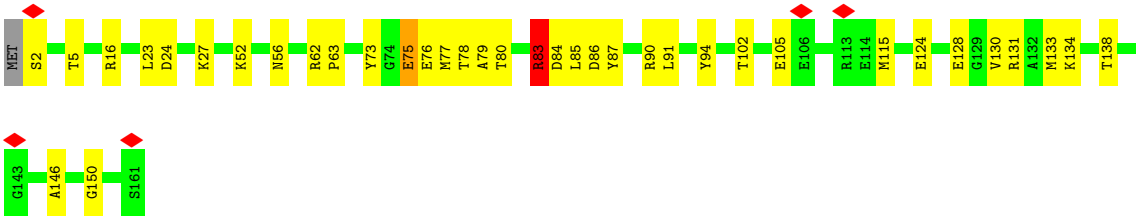

• Molecule 3: Allophycocyanin alpha chain

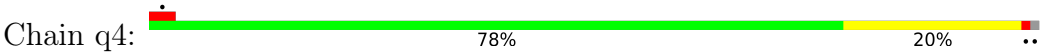

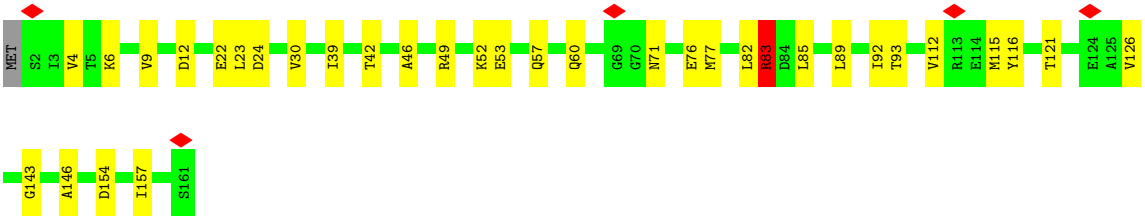

• Molecule 3: Allophycocyanin alpha chain

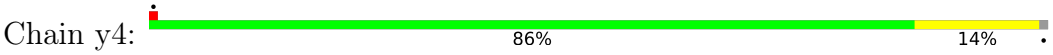

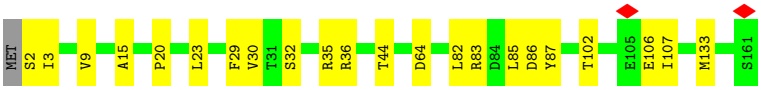

• Molecule 3: Allophycocyanin alpha chain

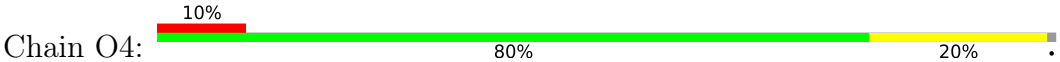

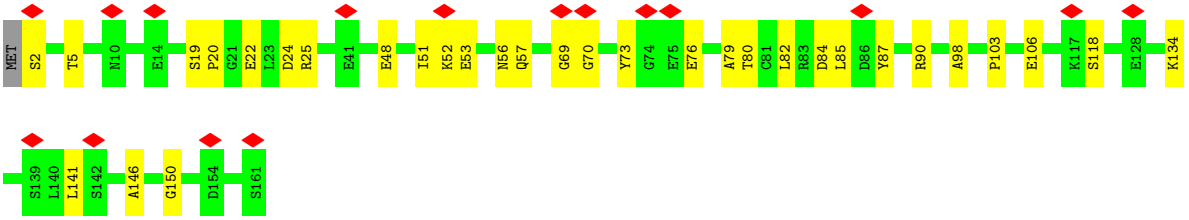

• Molecule 3: Allophycocyanin alpha chain



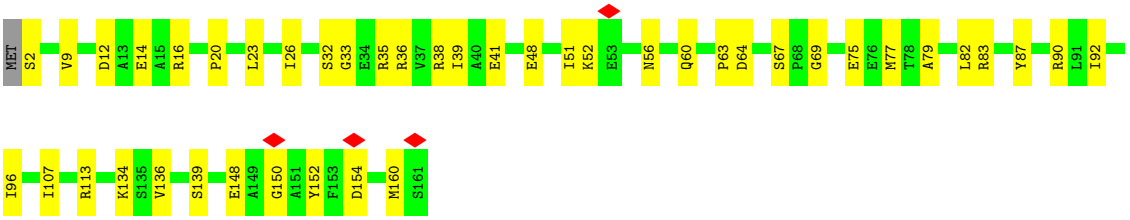

• Molecule 3: Allophycocyanin alpha chain

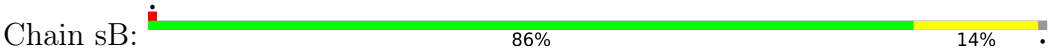



• Molecule 3: Allophycocyanin alpha chain

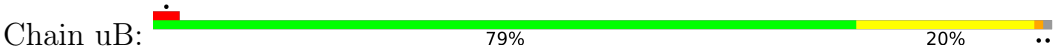

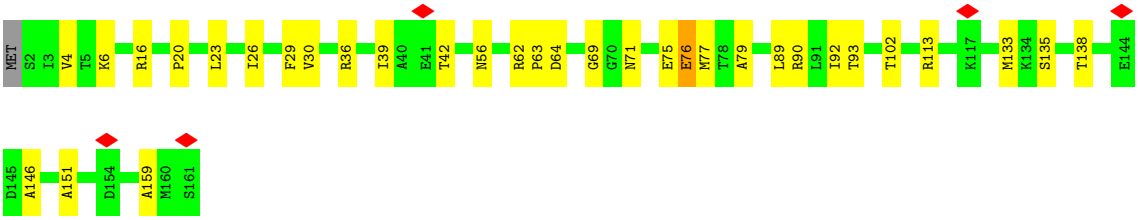

• Molecule 3: Allophycocyanin alpha chain

Chain wB:





• Molecule 3: Allophycocyanin alpha chain

Chain oB:



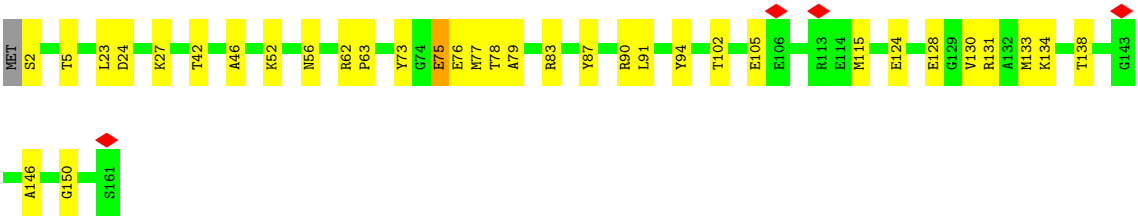

• Molecule 3: Allophycocyanin alpha chain

Chain qB:



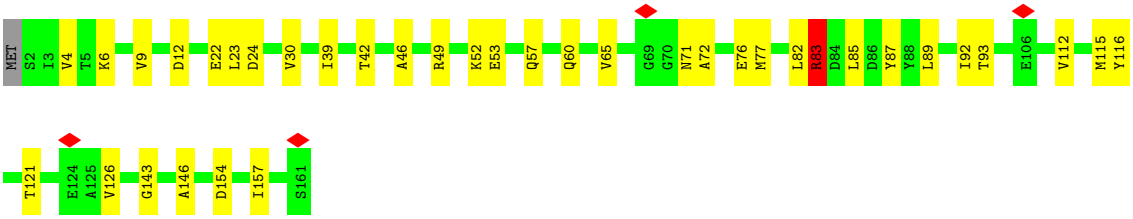

• Molecule 3: Allophycocyanin alpha chain

Chain yB:





• Molecule 3: Allophycocyanin alpha chain

Chain bF:



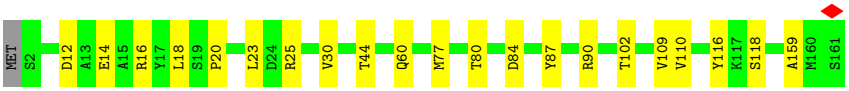

• Molecule 3: Allophycocyanin alpha chain

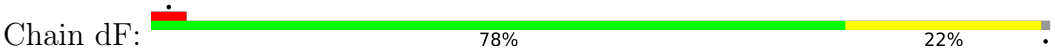

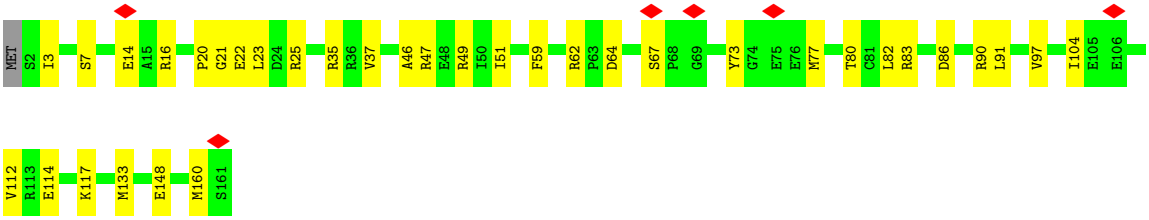

• Molecule 3: Allophycocyanin alpha chain

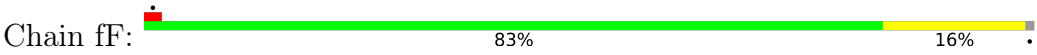

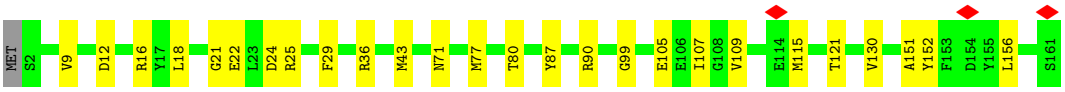

• Molecule 3: Allophycocyanin alpha chain

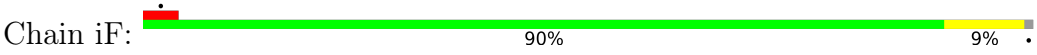

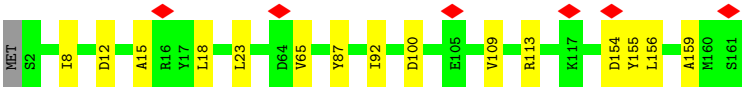

• Molecule 3: Allophycocyanin alpha chain

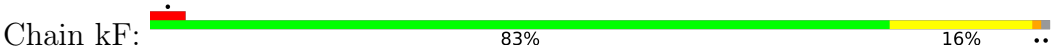



• Molecule 3: Allophycocyanin alpha chain

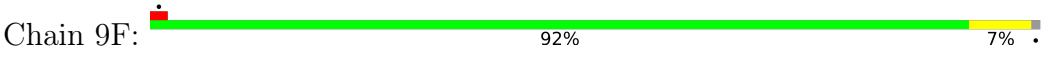

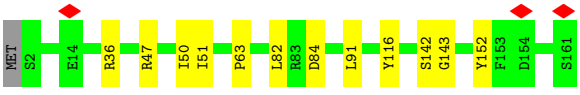

• Molecule 3: Allophycocyanin alpha chain

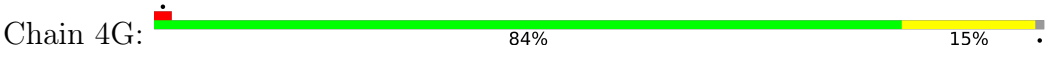

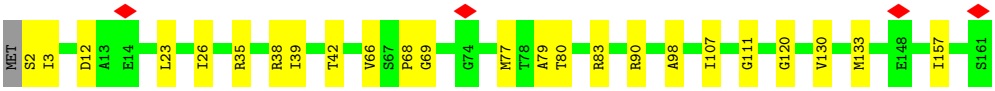

• Molecule 3: Allophycocyanin alpha chain

Chain 6G:



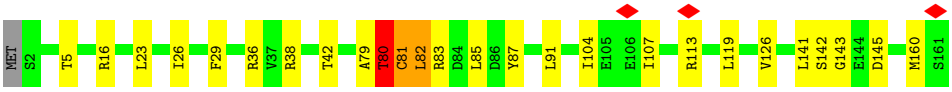

• Molecule 3: Allophycocyanin alpha chain

Chain bK:



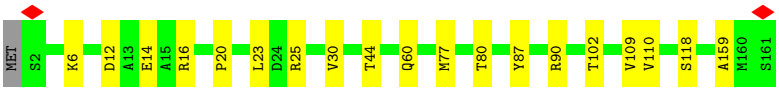

• Molecule 3: Allophycocyanin alpha chain

Chain dK:



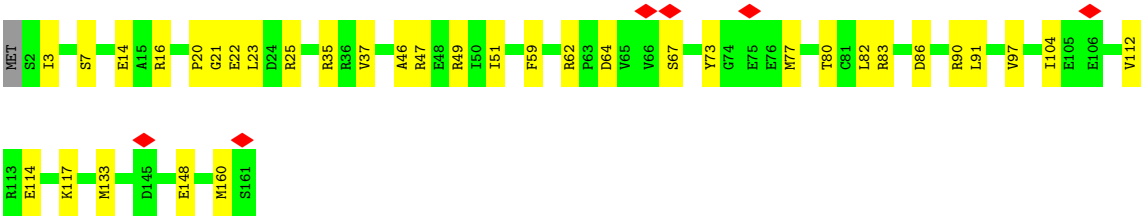

• Molecule 3: Allophycocyanin alpha chain

Chain fK:



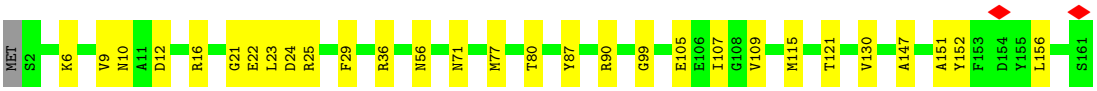

• Molecule 3: Allophycocyanin alpha chain

Chain iK:





• Molecule 3: Allophycocyanin alpha chain

Chain kK:



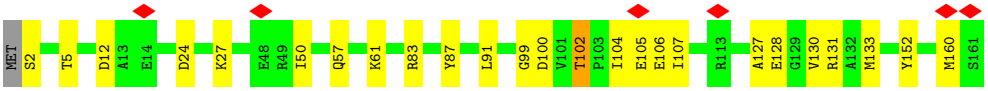

• Molecule 3: Allophycocyanin alpha chain

Chain 9K:



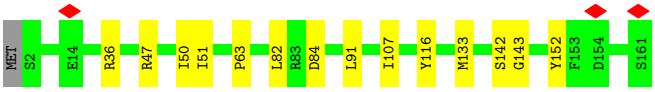

• Molecule 3: Allophycocyanin alpha chain

Chain 4L:



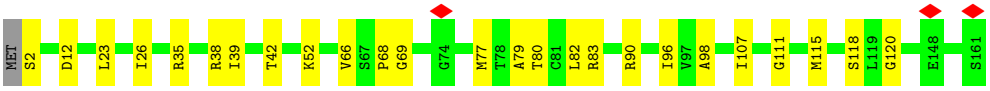

• Molecule 3: Allophycocyanin alpha chain

Chain 6L:



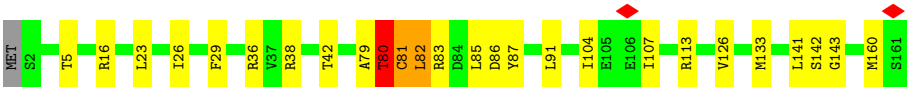

• Molecule 4: Allophycocyanin beta chain

Chain PB:



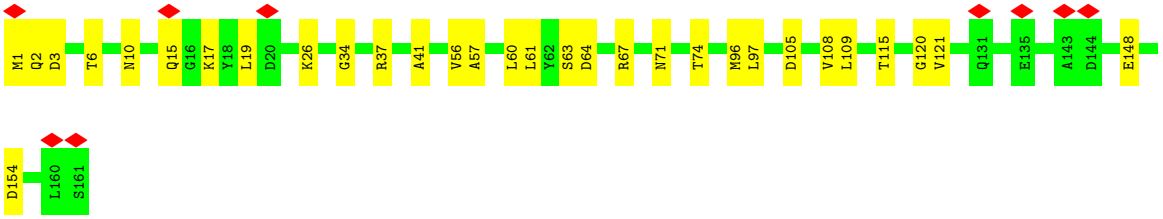

• Molecule 4: Allophycocyanin beta chain

Chain RB:



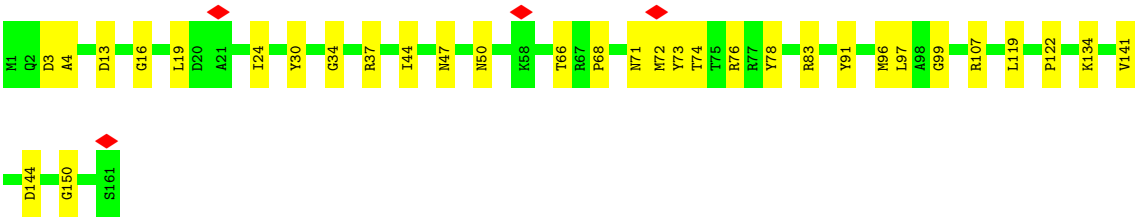

• Molecule 4: Allophycocyanin beta chain

Chain TB:

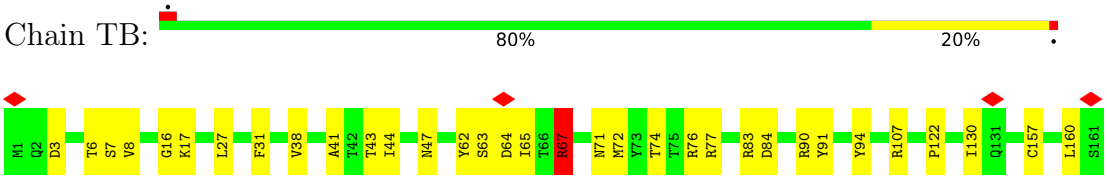

• Molecule 4: Allophycocyanin beta chain

Chain WB:

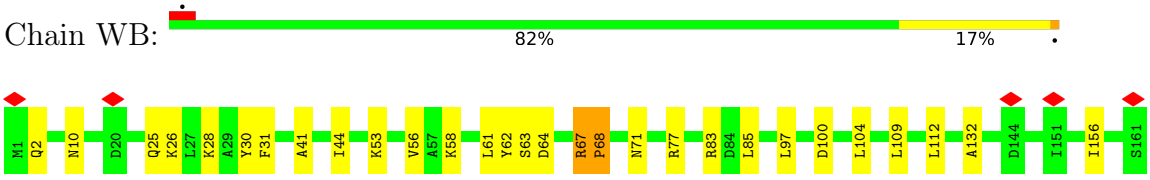

• Molecule 4: Allophycocyanin beta chain

Chain YB:

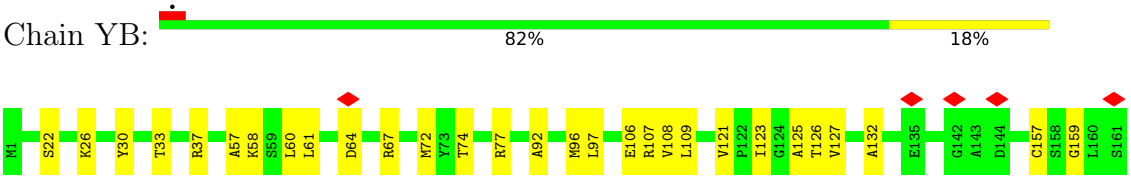

• Molecule 4: Allophycocyanin beta chain

Chain IF:

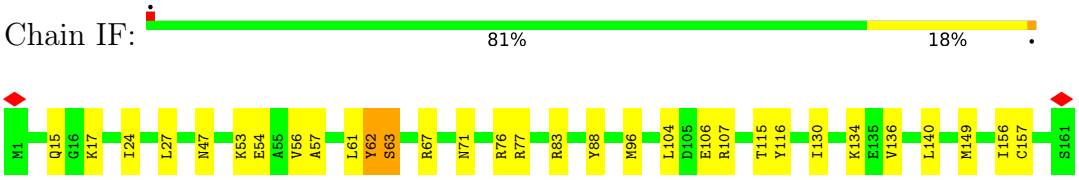

• Molecule 4: Allophycocyanin beta chain

Chain KF:

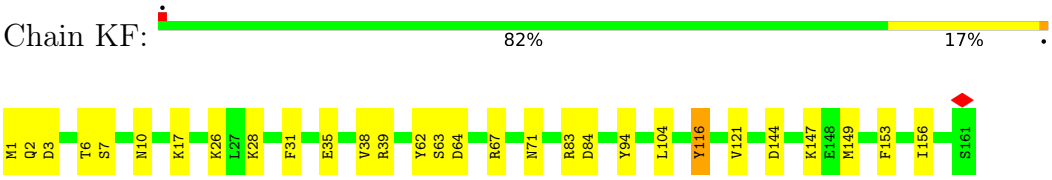

• Molecule 4: Allophycocyanin beta chain

Chain MF:

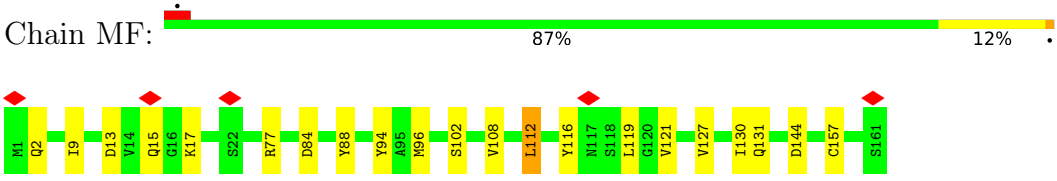

• Molecule 4: Allophycocyanin beta chain

Chain YF:

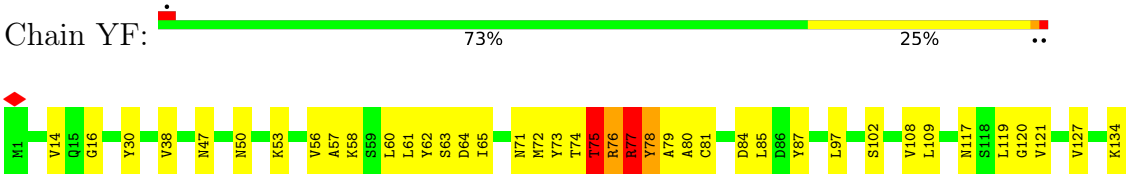

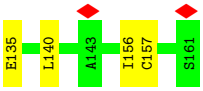

• Molecule 4: Allophycocyanin beta chain

Chain HG:



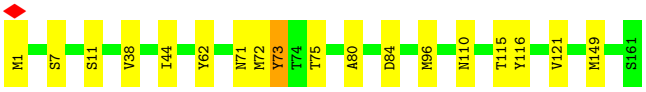

• Molecule 4: Allophycocyanin beta chain

Chain JG:





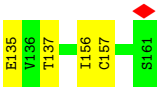

• Molecule 4: Allophycocyanin beta chain

Chain LG:



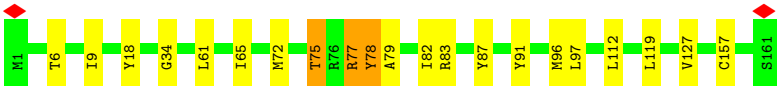

• Molecule 4: Allophycocyanin beta chain

Chain MG:





• Molecule 4: Allophycocyanin beta chain

Chain OG:



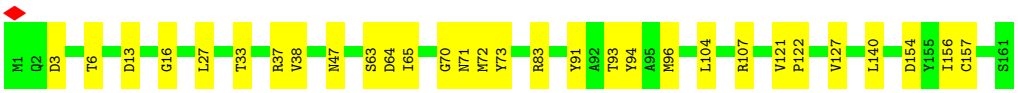

• Molecule 4: Allophycocyanin beta chain

Chain SG:



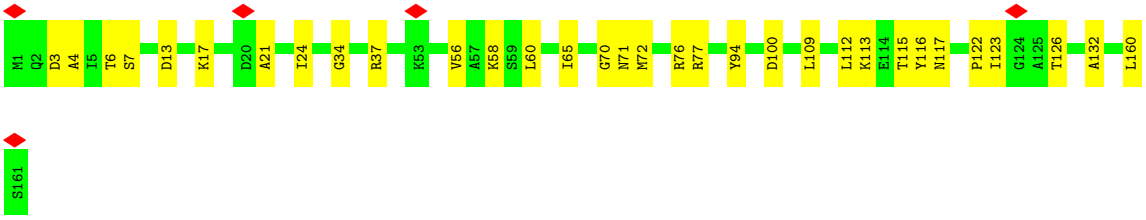

• Molecule 4: Allophycocyanin beta chain

Chain UG:



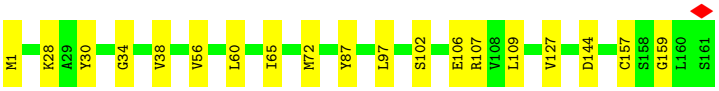

• Molecule 4: Allophycocyanin beta chain

Chain WG:



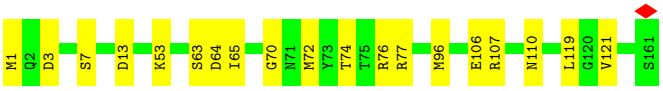

• Molecule 4: Allophycocyanin beta chain

Chain IK:



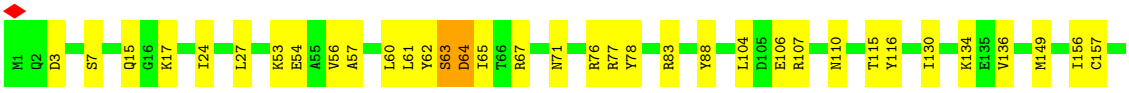

• Molecule 4: Allophycocyanin beta chain

Chain KK:



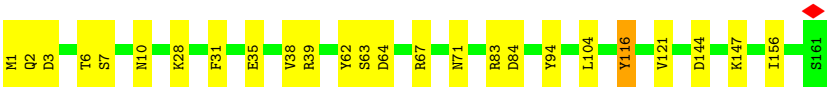

• Molecule 4: Allophycocyanin beta chain

Chain MK:



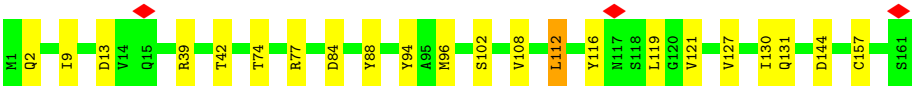

• Molecule 4: Allophycocyanin beta chain

Chain YK:

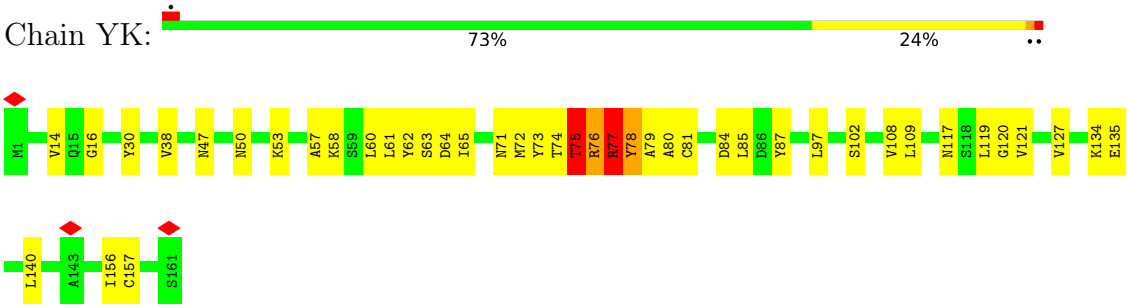

• Molecule 4: Allophycocyanin beta chain

Chain HL:

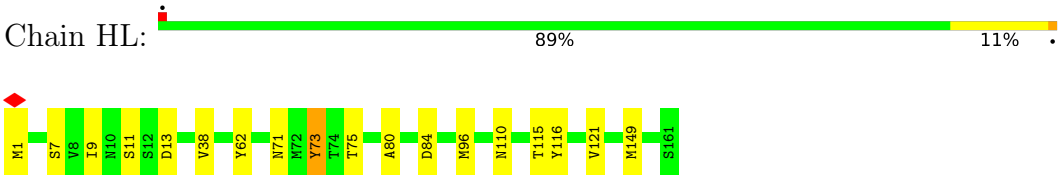

• Molecule 4: Allophycocyanin beta chain

Chain JL:

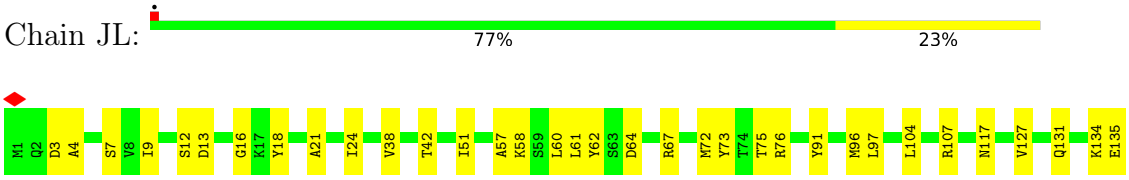

• Molecule 4: Allophycocyanin beta chain

Chain LL:

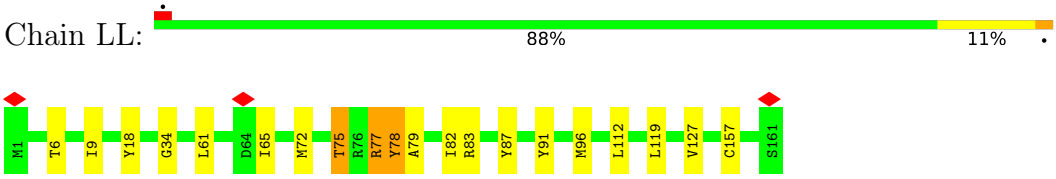

• Molecule 4: Allophycocyanin beta chain

Chain ML:

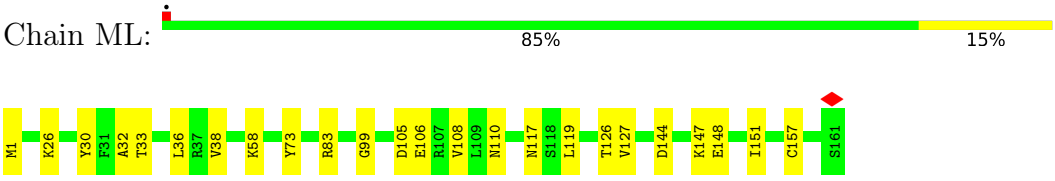

• Molecule 4: Allophycocyanin beta chain

Chain OL:

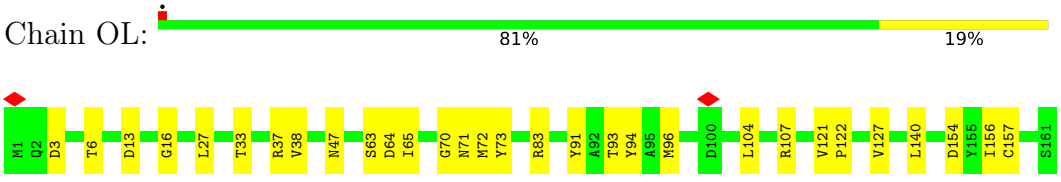

• Molecule 4: Allophycocyanin beta chain

Chain SL:

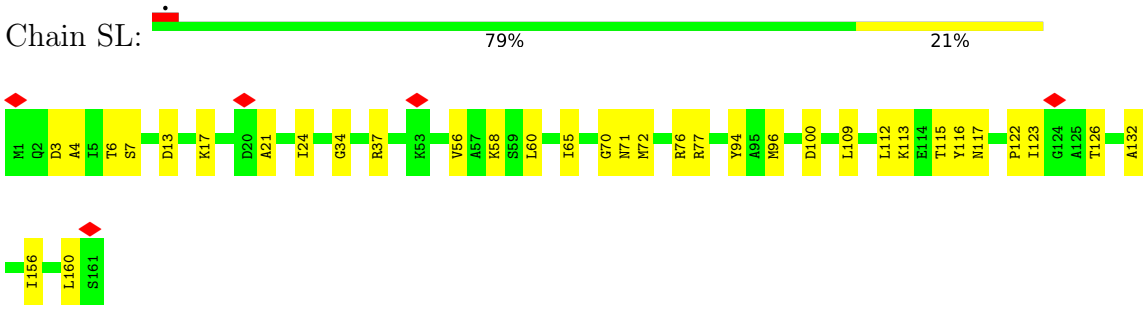

• Molecule 4: Allophycocyanin beta chain

Chain UL:

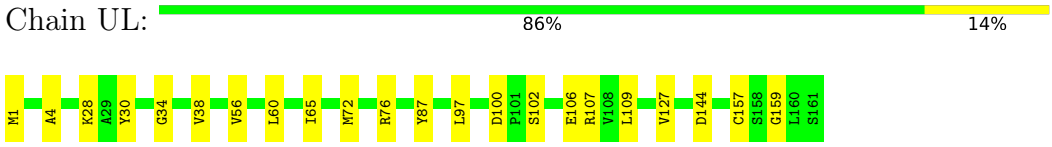

• Molecule 4: Allophycocyanin beta chain

Chain WL:

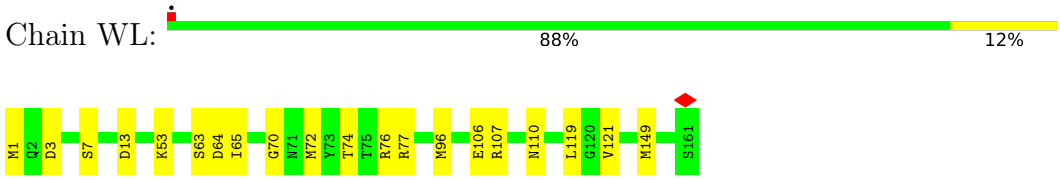

• Molecule 4: Allophycocyanin beta chain

Chain a4:

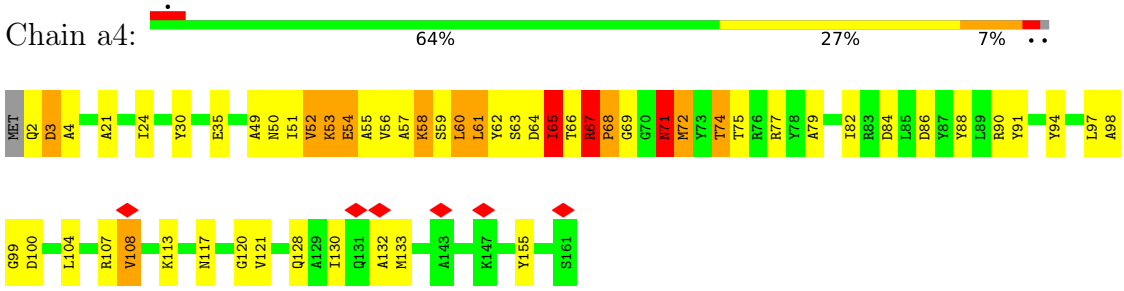

• Molecule 4: Allophycocyanin beta chain

Chain T4:

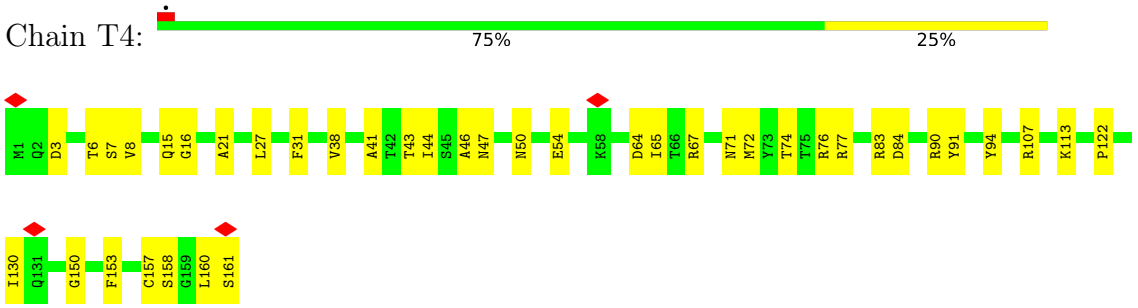

• Molecule 4: Allophycocyanin beta chain

Chain W4:

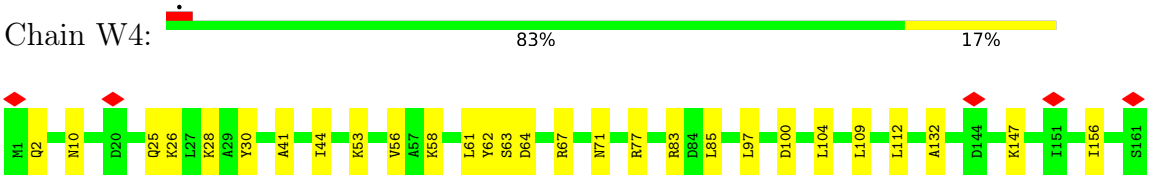

• Molecule 4: Allophycocyanin beta chain

Chain Y4:

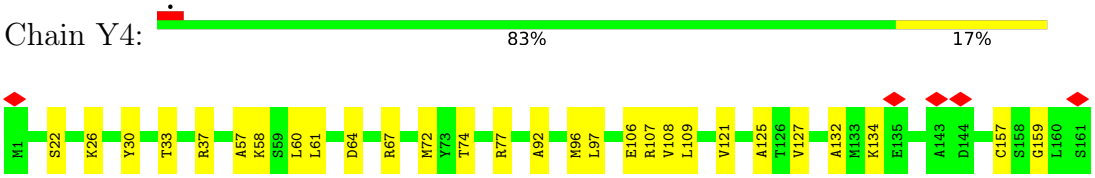

• Molecule 4: Allophycocyanin beta chain

Chain t4:

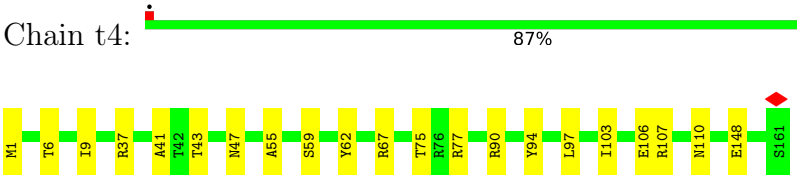

• Molecule 4: Allophycocyanin beta chain

Chain v4:

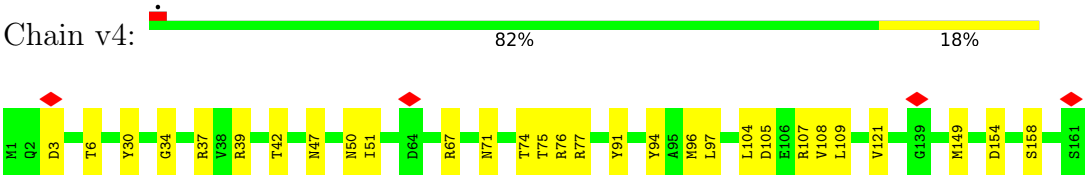

• Molecule 4: Allophycocyanin beta chain

Chain p4:

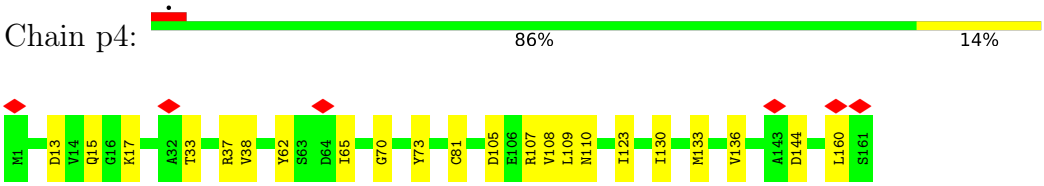

• Molecule 4: Allophycocyanin beta chain

Chain r4:

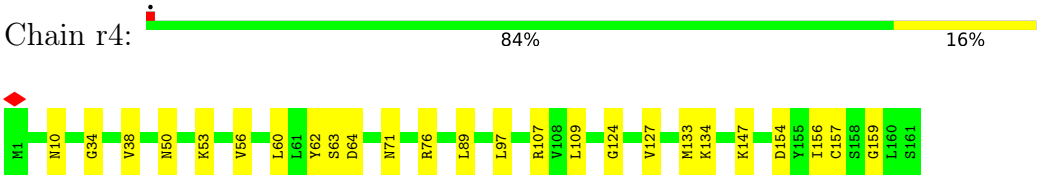

• Molecule 4: Allophycocyanin beta chain

Chain x4:

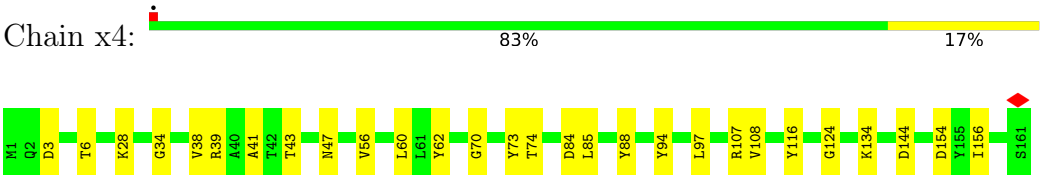

• Molecule 4: Allophycocyanin beta chain

Chain z4:



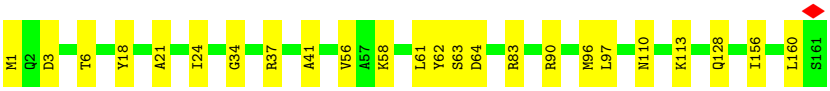

• Molecule 4: Allophycocyanin beta chain

Chain P4:







• Molecule 4: Allophycocyanin beta chain

Chain R4:



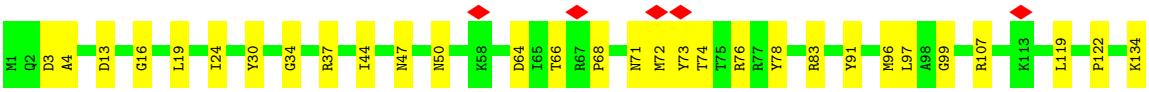

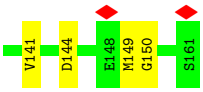

• Molecule 4: Allophycocyanin beta chain

Chain aB:



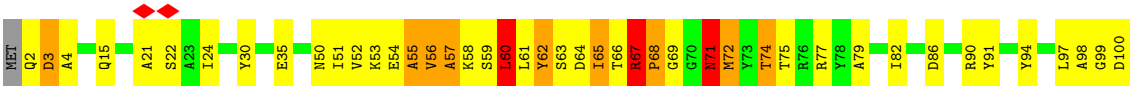

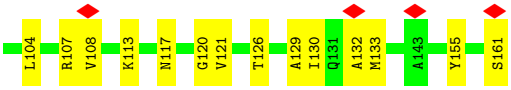

• Molecule 4: Allophycocyanin beta chain

Chain tB:



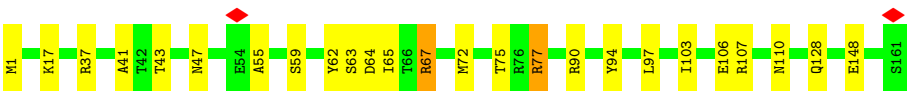

• Molecule 4: Allophycocyanin beta chain

Chain vB:

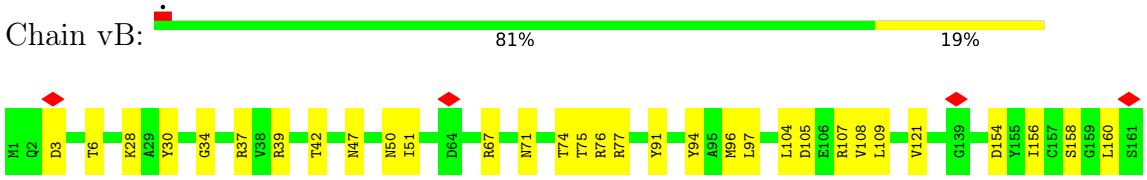

• Molecule 4: Allophycocyanin beta chain

Chain pB:

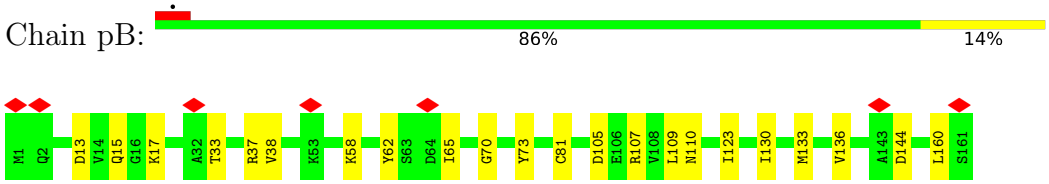

• Molecule 4: Allophycocyanin beta chain

Chain rB:

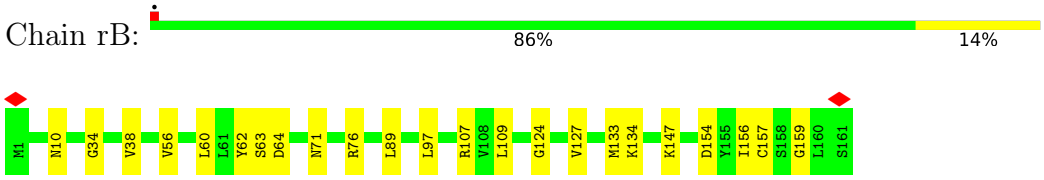

• Molecule 4: Allophycocyanin beta chain

Chain xB:

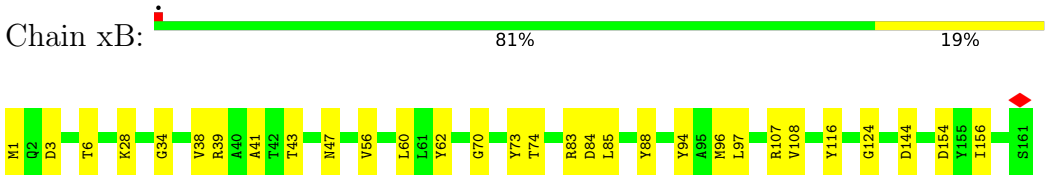

• Molecule 4: Allophycocyanin beta chain

Chain zB:

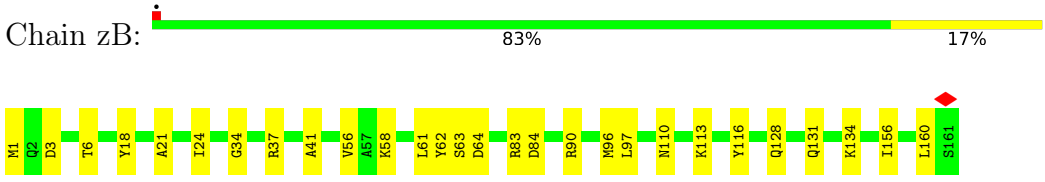

• Molecule 4: Allophycocyanin beta chain

Chain aF:

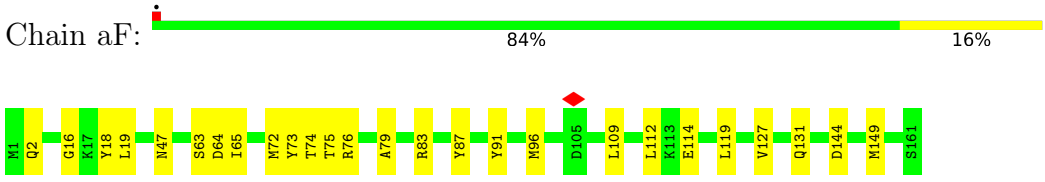

• Molecule 4: Allophycocyanin beta chain

Chain cF:

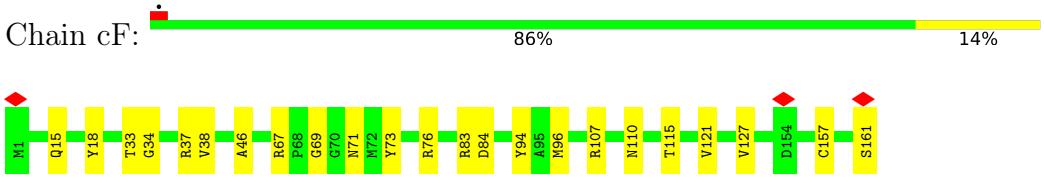

• Molecule 4: Allophycocyanin beta chain

Chain eF:

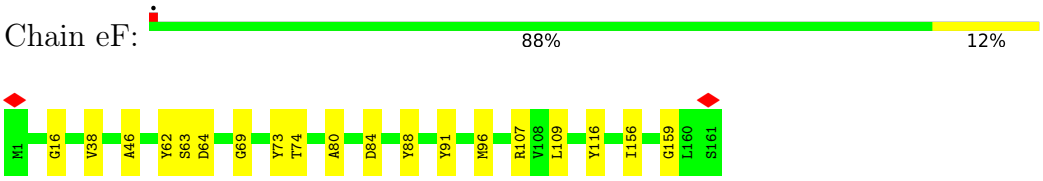

• Molecule 4: Allophycocyanin beta chain

Chain hF:

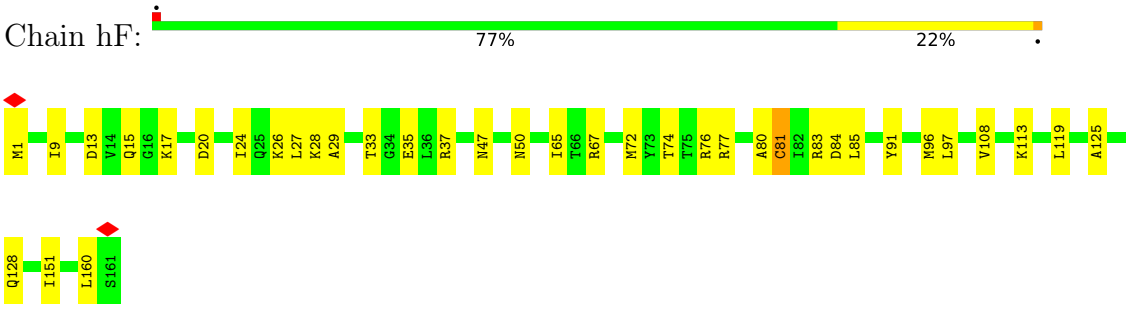

• Molecule 4: Allophycocyanin beta chain

Chain jF:

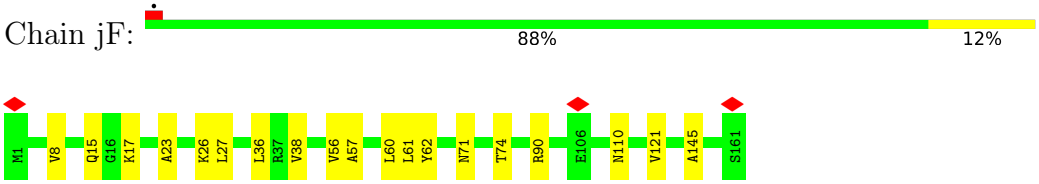

• Molecule 4: Allophycocyanin beta chain

Chain lF:

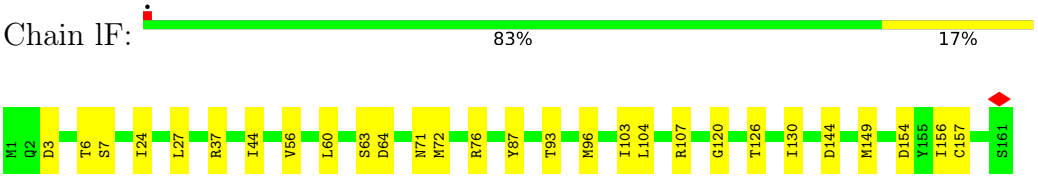

• Molecule 4: Allophycocyanin beta chain

Chain nF:

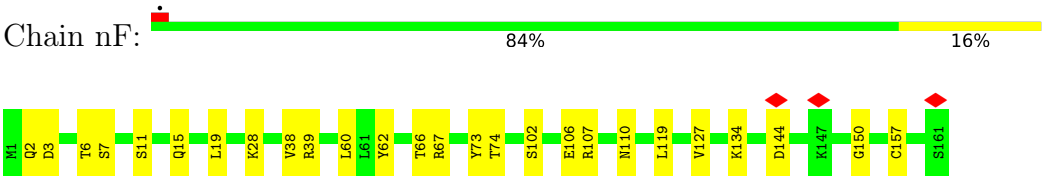

• Molecule 4: Allophycocyanin beta chain

Chain 1G:

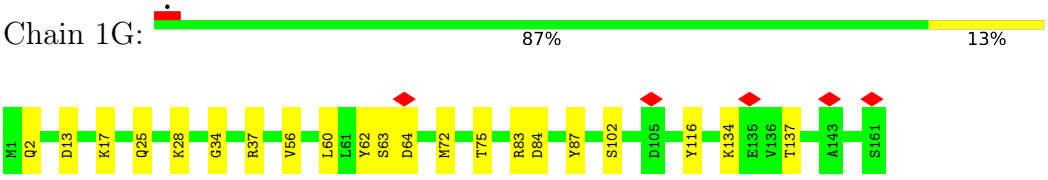

• Molecule 4: Allophycocyanin beta chain

Chain 5G:

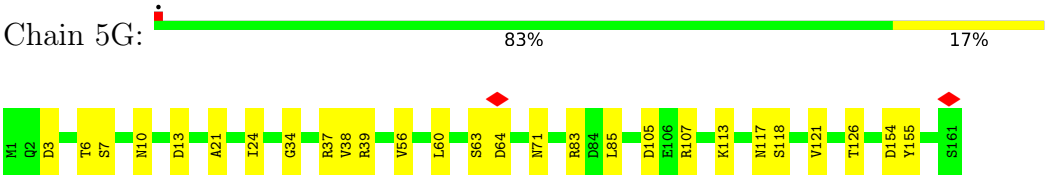

• Molecule 4: Allophycocyanin beta chain

Chain 7G:

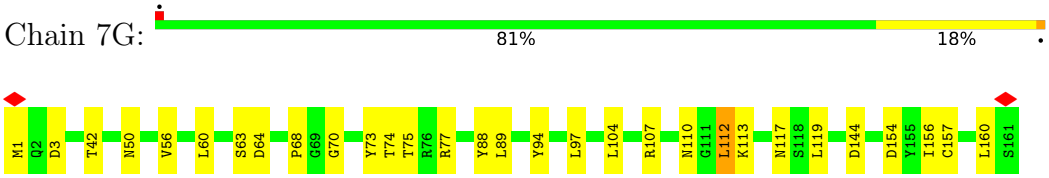

• Molecule 4: Allophycocyanin beta chain

Chain aK:

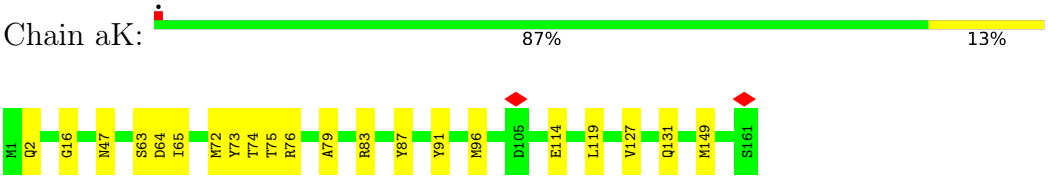

• Molecule 4: Allophycocyanin beta chain

Chain cK:

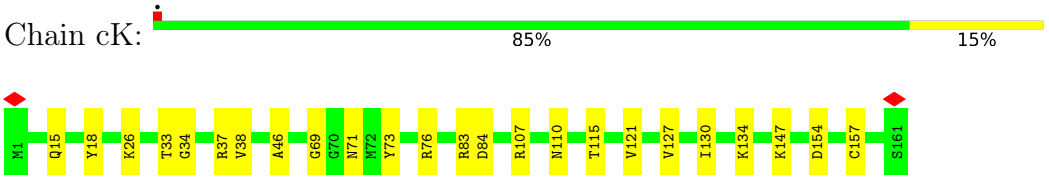

• Molecule 4: Allophycocyanin beta chain

Chain eK:

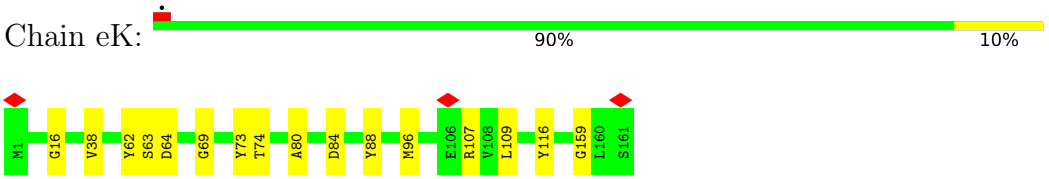

• Molecule 4: Allophycocyanin beta chain

Chain hK:

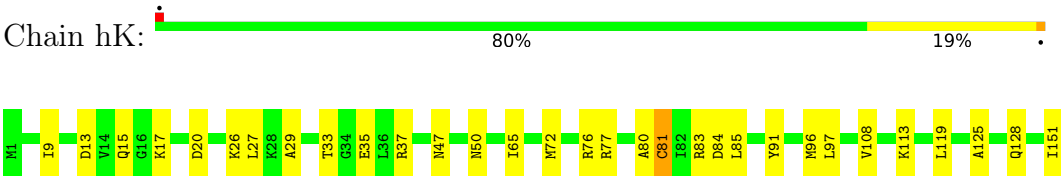

• Molecule 4: Allophycocyanin beta chain

Chain jK:

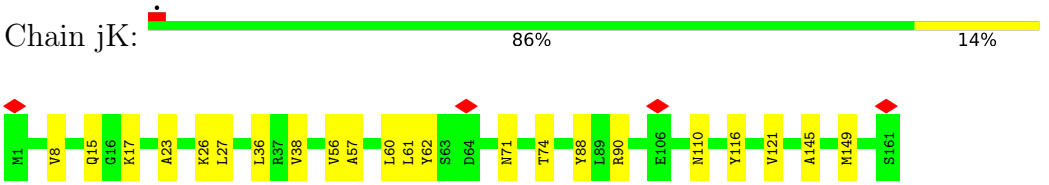

• Molecule 4: Allophycocyanin beta chain

Chain lK:





• Molecule 4: Allophycocyanin beta chain

Chain nK:



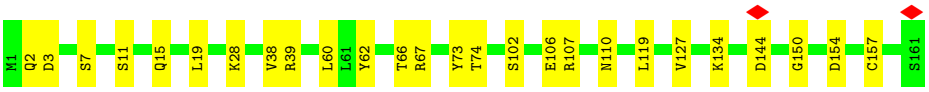

• Molecule 4: Allophycocyanin beta chain

Chain 1L:





• Molecule 4: Allophycocyanin beta chain

Chain 5L:



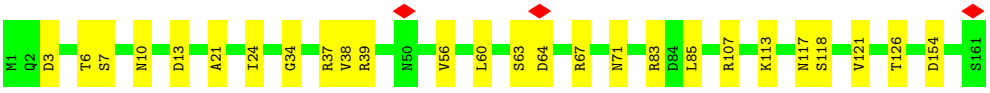

• Molecule 4: Allophycocyanin beta chain

Chain 7L:



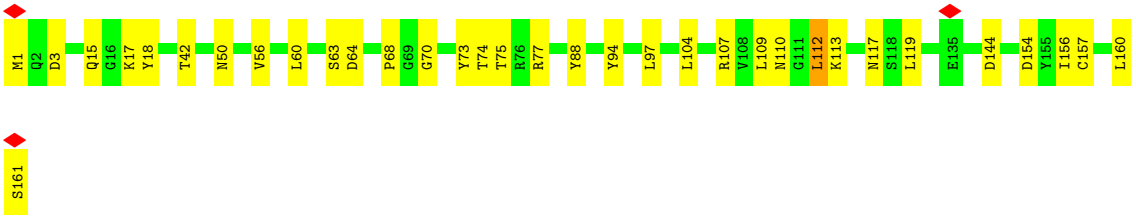

• Molecule 5: Phycobilisome 7.8 kDa linker polypeptide, allophycocyanin-associated, core

Chain UB:





• Molecule 5: Phycobilisome 7.8 kDa linker polypeptide, allophycocyanin-associated, core

Chain NF:



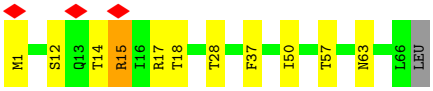

• Molecule 5: Phycobilisome 7.8 kDa linker polypeptide, allophycocyanin-associated, core

Chain NK:



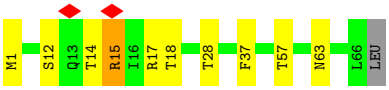

• Molecule 5: Phycobilisome 7.8 kDa linker polypeptide, allophycocyanin-associated, core

Chain b4:





• Molecule 5: Phycobilisome 7.8 kDa linker polypeptide, allophycocyanin-associated, core

Chain U4:



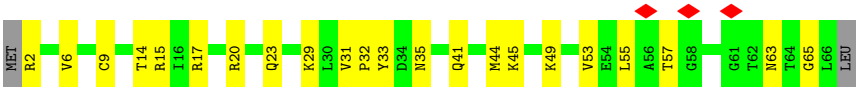

• Molecule 5: Phycobilisome 7.8 kDa linker polypeptide, allophycocyanin-associated, core

Chain bB:



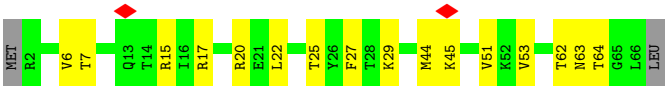

• Molecule 5: Phycobilisome 7.8 kDa linker polypeptide, allophycocyanin-associated, core

Chain 3F:

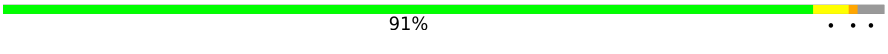



• Molecule 5: Phycobilisome 7.8 kDa linker polypeptide, allophycocyanin-associated, core

Chain 2G:





• Molecule 5: Phycobilisome 7.8 kDa linker polypeptide, allophycocyanin-associated, core

Chain 8G:

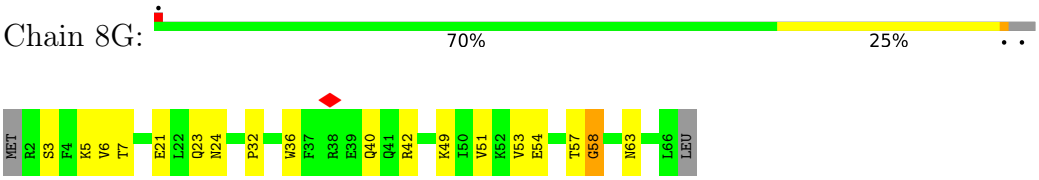

• Molecule 5: Phycobilisome 7.8 kDa linker polypeptide, allophycocyanin-associated, core

Chain 3K:

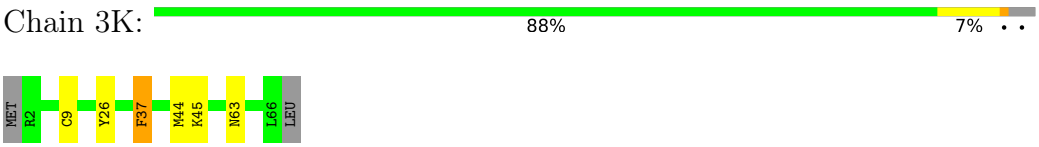

• Molecule 5: Phycobilisome 7.8 kDa linker polypeptide, allophycocyanin-associated, core

Chain 2L:

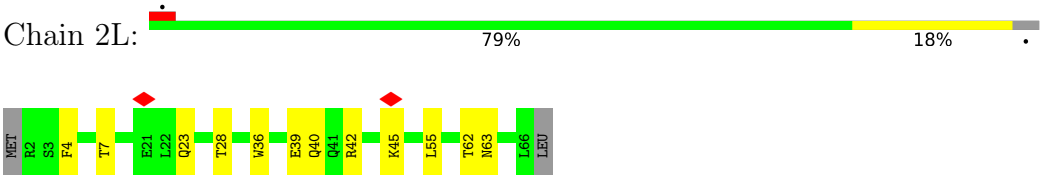

• Molecule 5: Phycobilisome 7.8 kDa linker polypeptide, allophycocyanin-associated, core

Chain 8L:

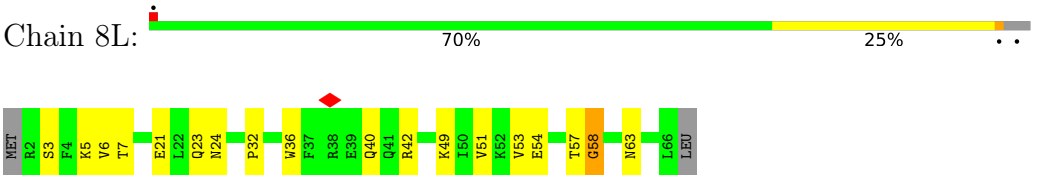

• Molecule 6: Photosystem II protein D1

Chain AD:

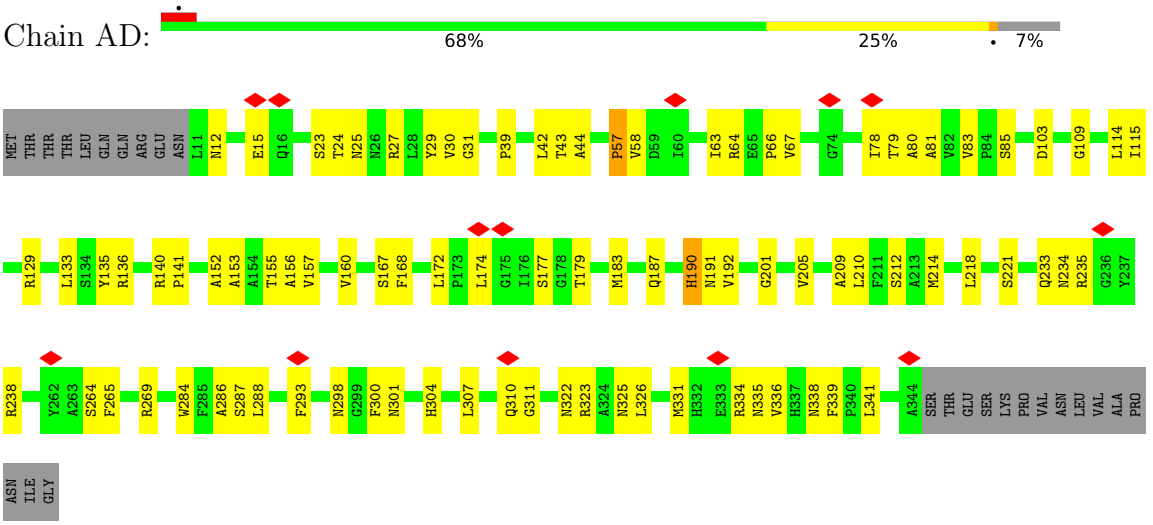

• Molecule 6: Photosystem II protein D1

Chain AE:





• Molecule 6: Photosystem II protein D1

Chain A1:



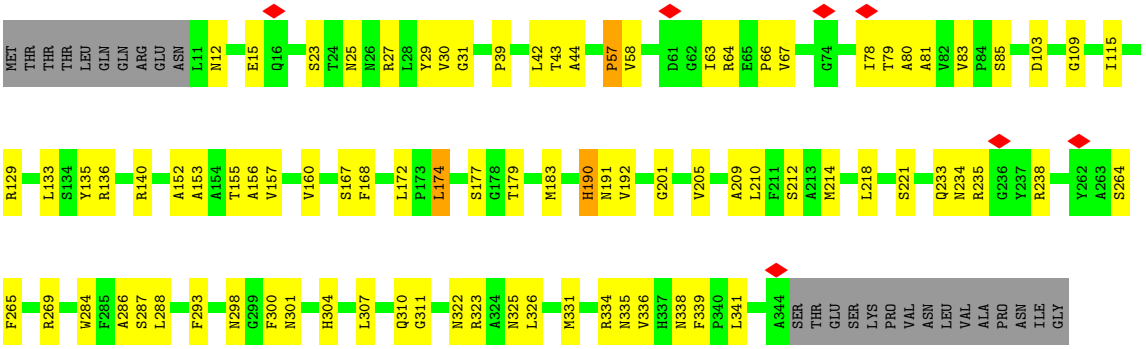

• Molecule 6: Photosystem II protein D1

Chain a1:



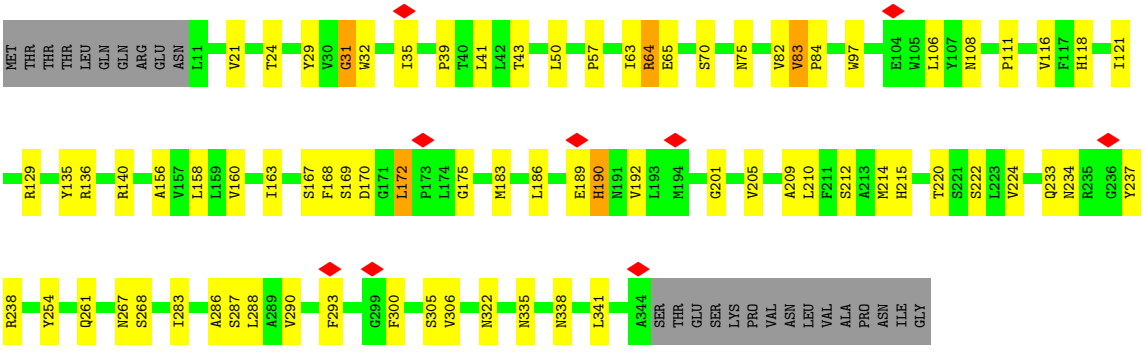

• Molecule 6: Photosystem II protein D1

Chain aD:





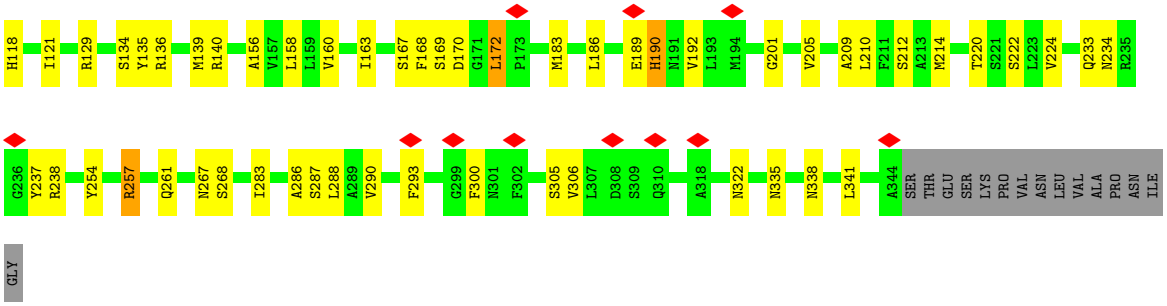

• Molecule 6: Photosystem II protein D1

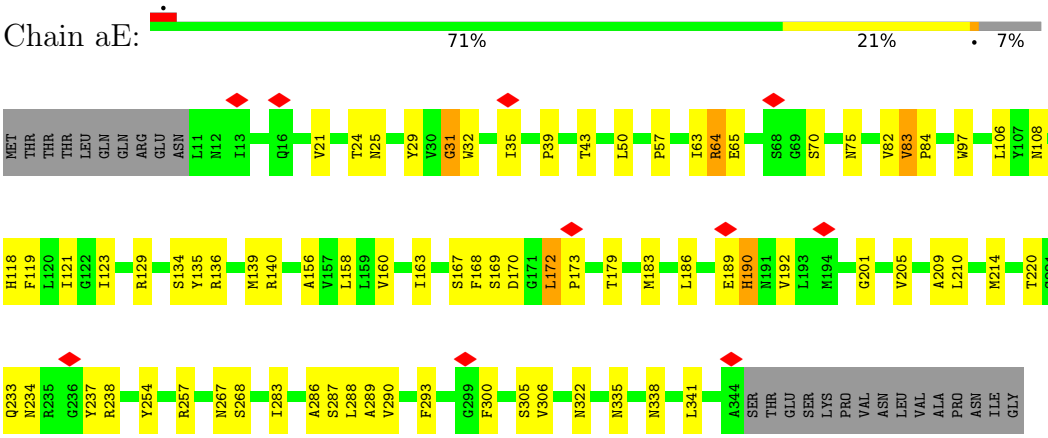

• Molecule 7: Photosystem II CP47 reaction center protein

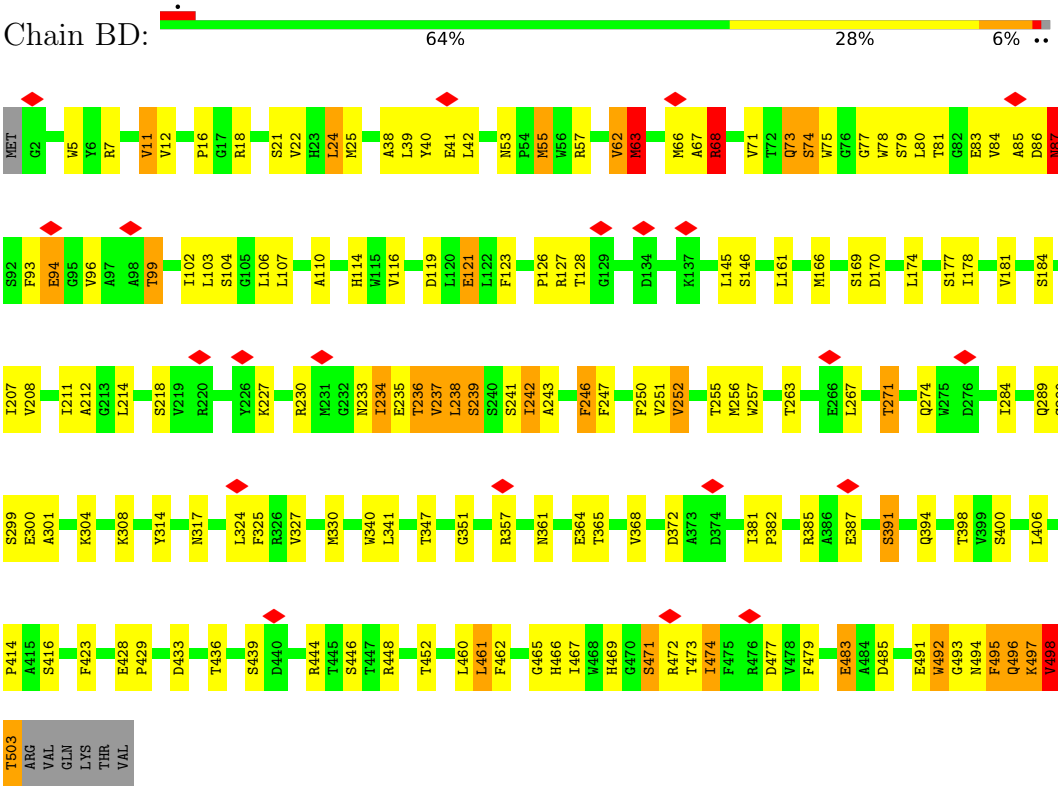

• Molecule 7: Photosystem II CP47 reaction center protein

Chain BE:

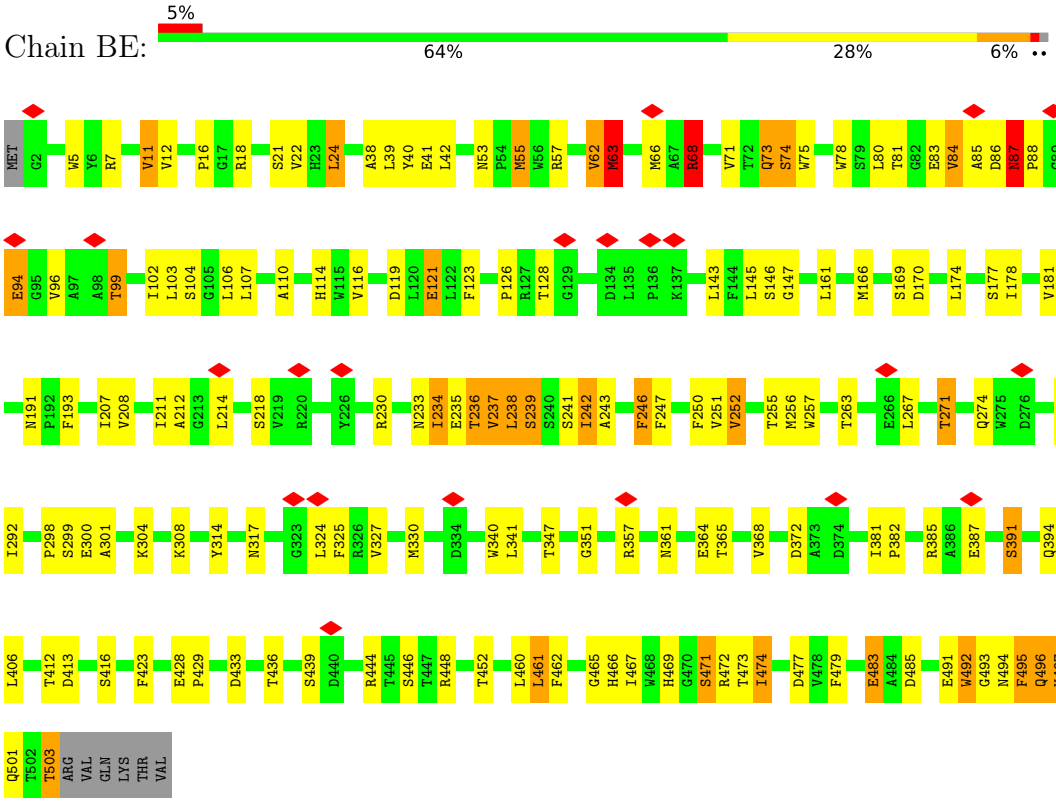

• Molecule 7: Photosystem II CP47 reaction center protein

Chain B1:

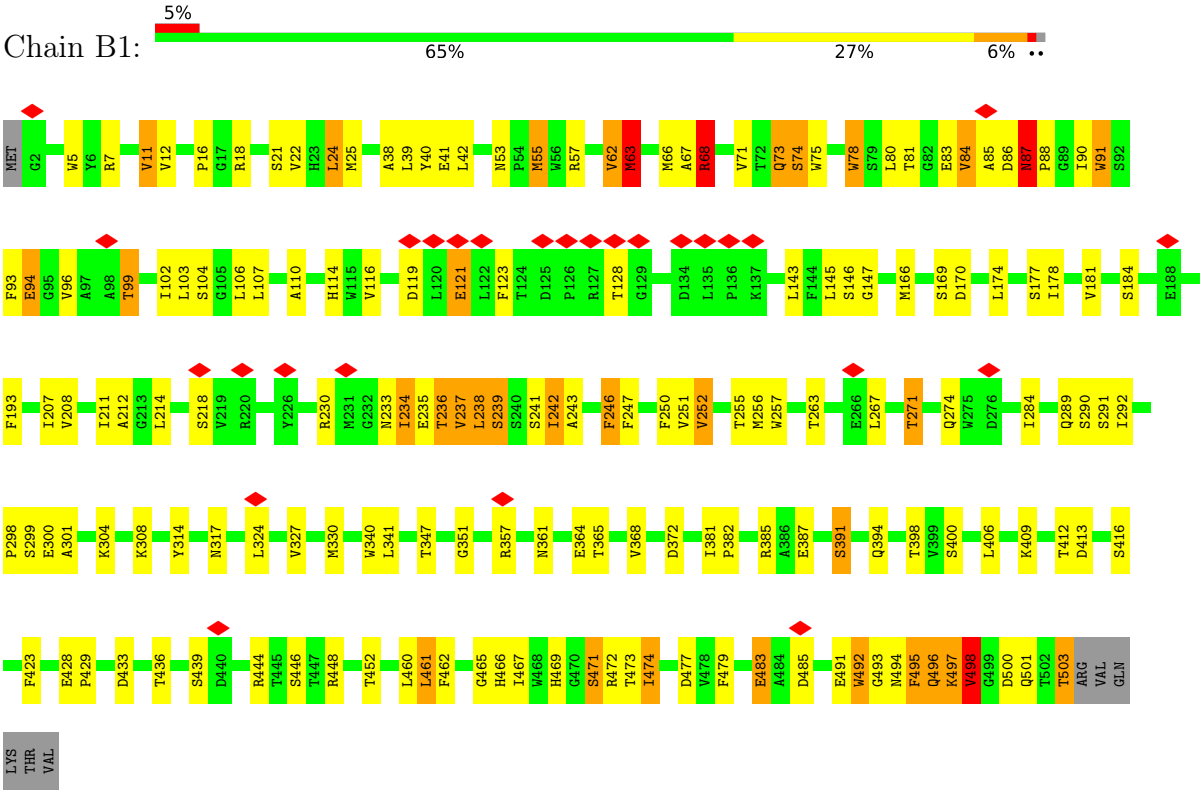

• Molecule 7: Photosystem II CP47 reaction center protein

Chain b1:

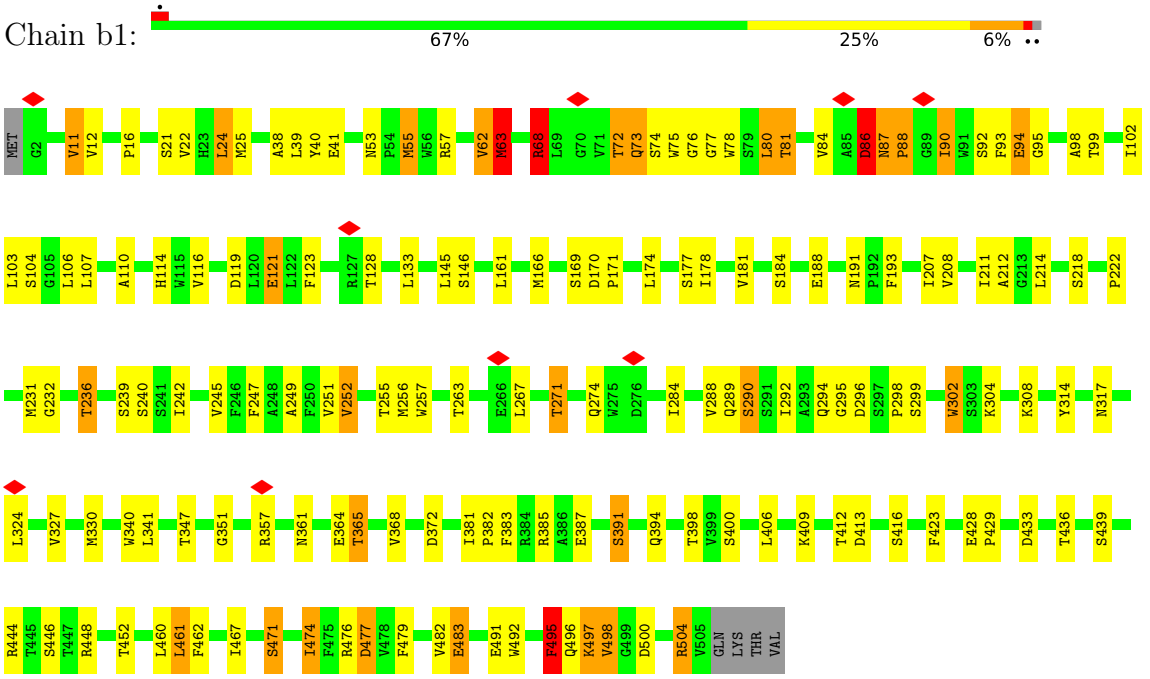

• Molecule 7: Photosystem II CP47 reaction center protein

Chain bD:

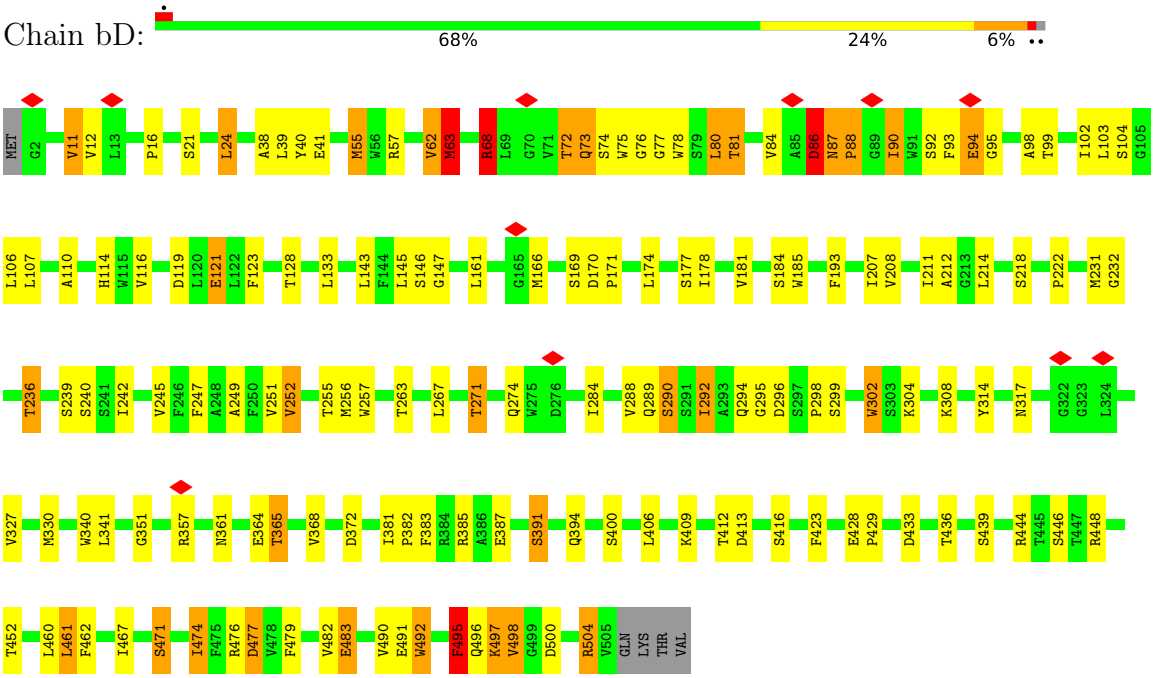

• Molecule 7: Photosystem II CP47 reaction center protein

Chain bE:

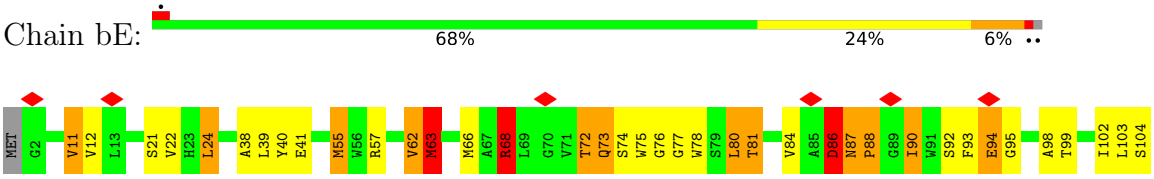

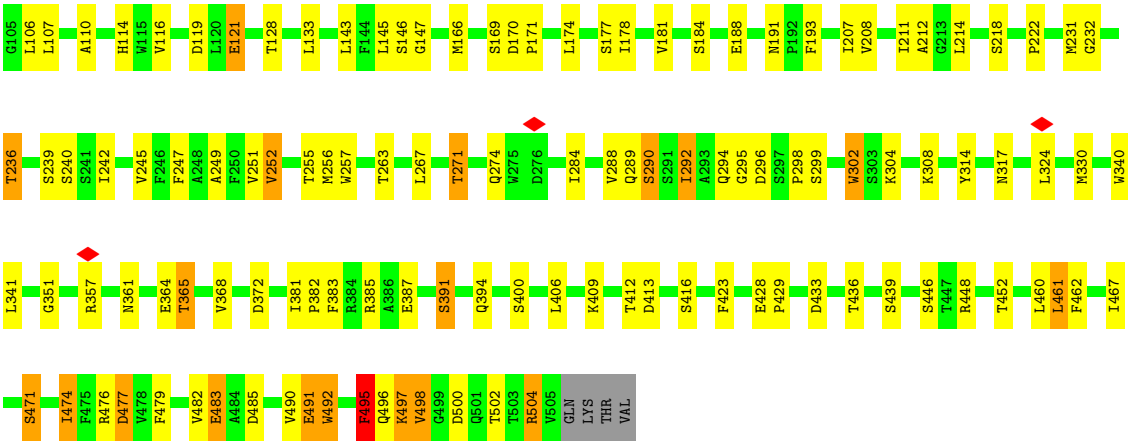

• Molecule 8: Photosystem II CP43 reaction center protein

Chain CD:



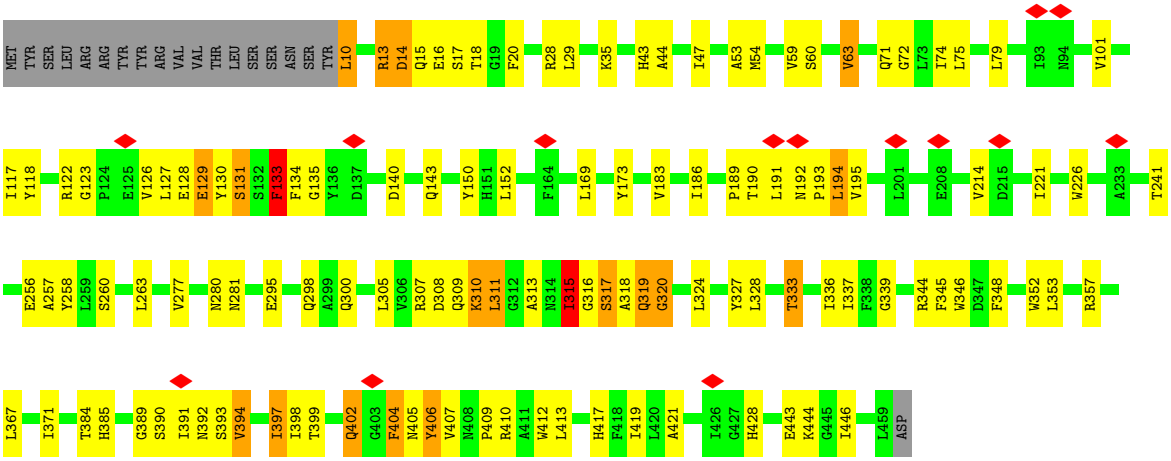

• Molecule 8: Photosystem II CP43 reaction center protein

Chain CE:



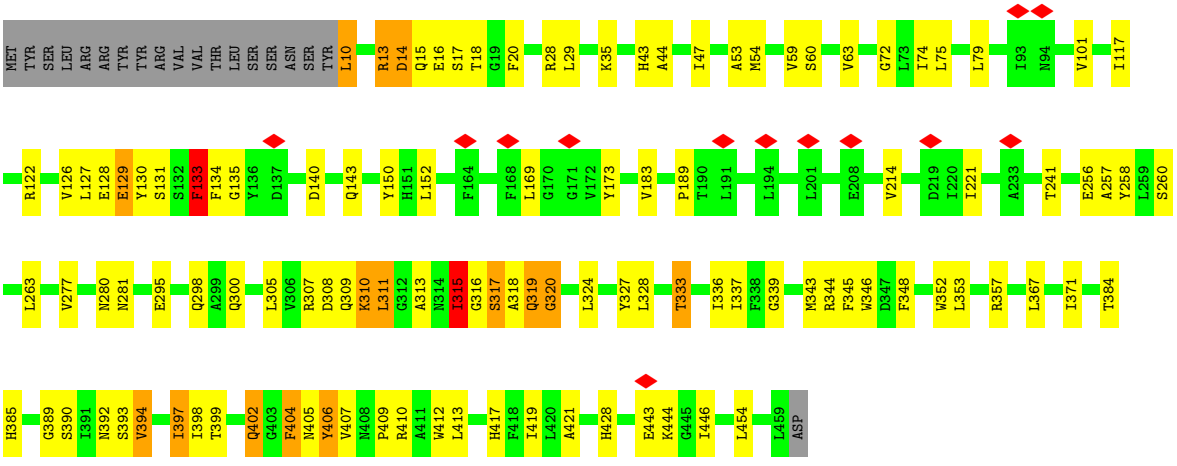

• Molecule 8: Photosystem II CP43 reaction center protein

Chain C1:

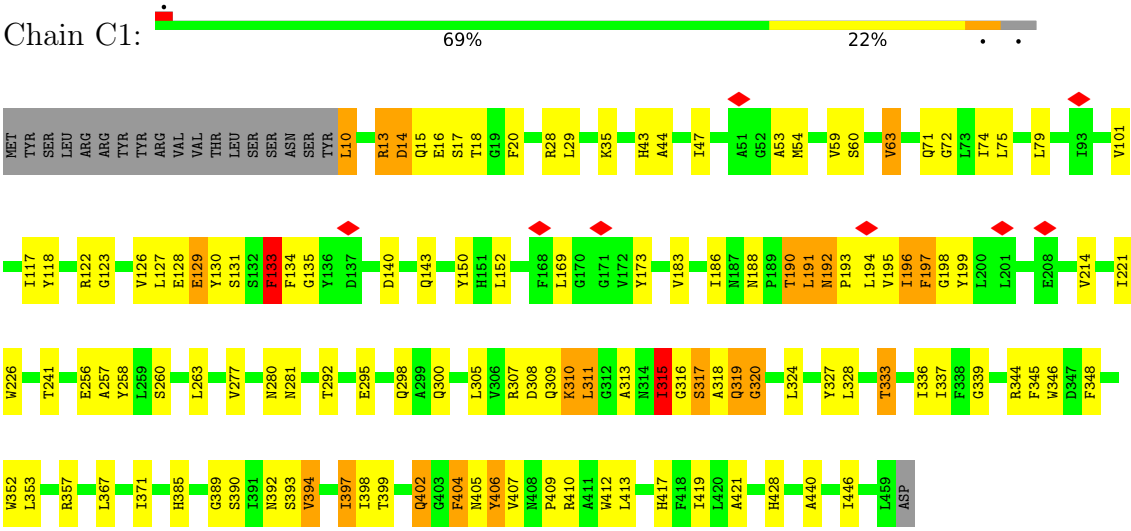

• Molecule 8: Photosystem II CP43 reaction center protein

Chain c1:

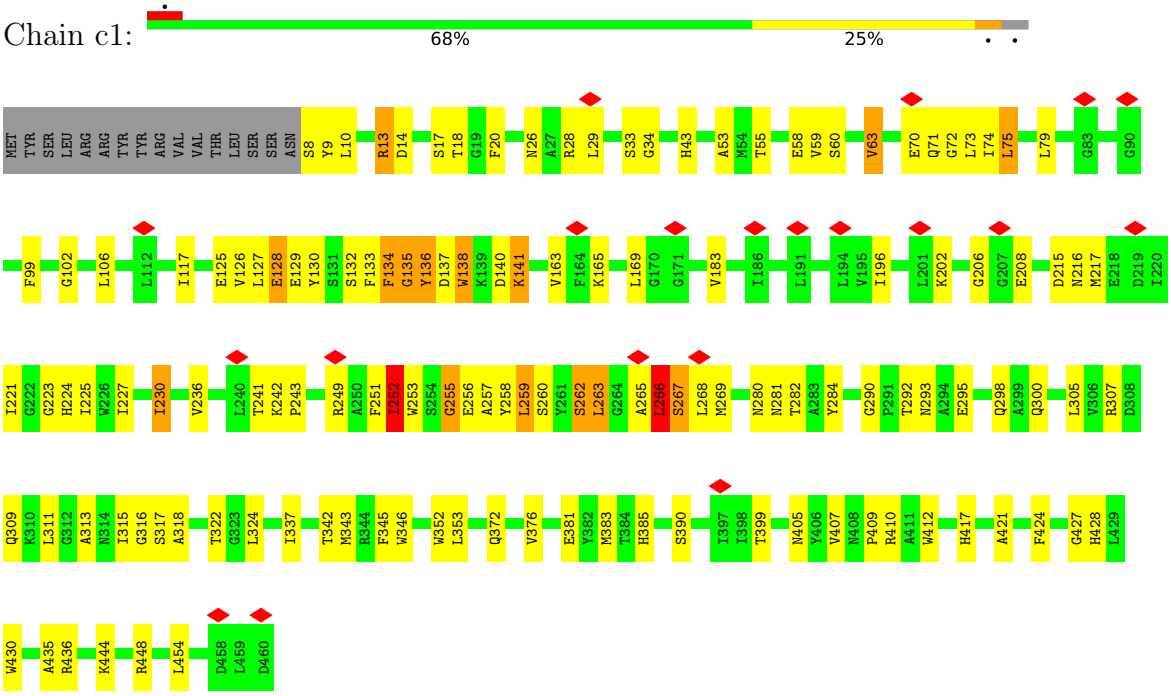

• Molecule 8: Photosystem II CP43 reaction center protein

Chain cD:

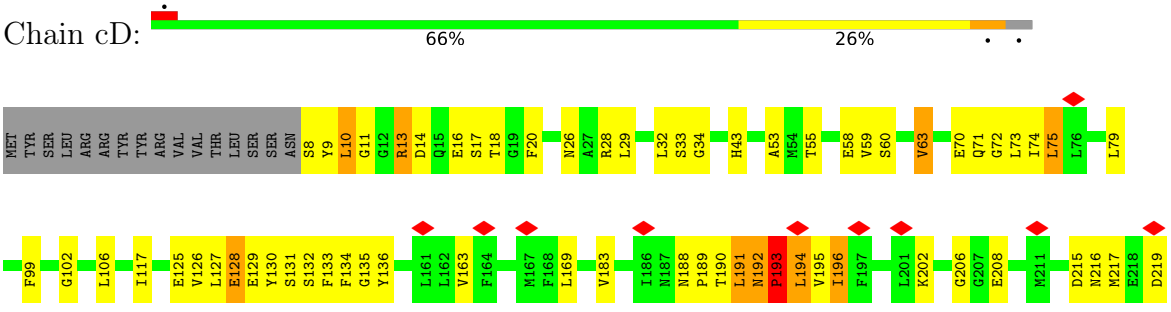

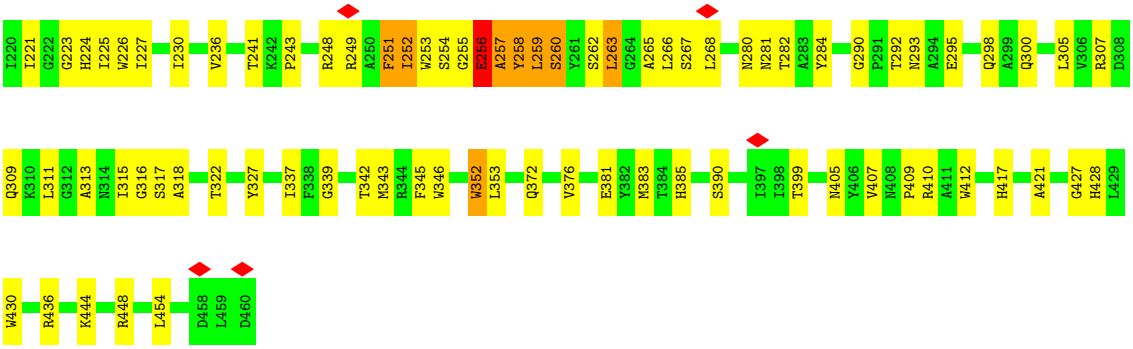

• Molecule 8: Photosystem II CP43 reaction center protein

Chain cE:



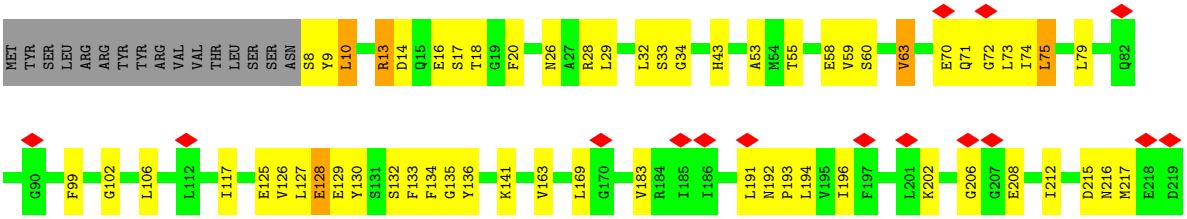

• Molecule 9: Photosystem II D2 protein

Chain DD:



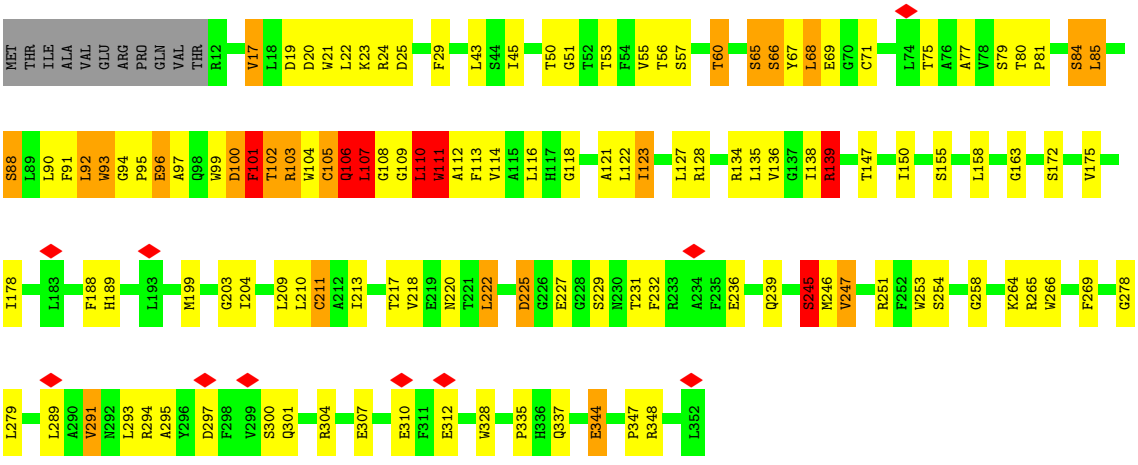

• Molecule 9: Photosystem II D2 protein

Chain DE:

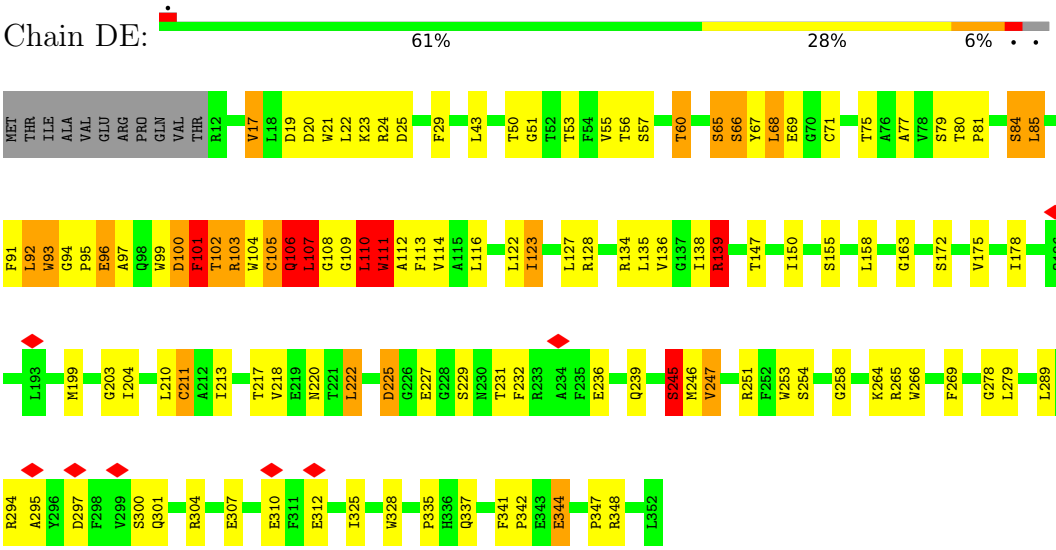

• Molecule 9: Photosystem II D2 protein

Chain D1:

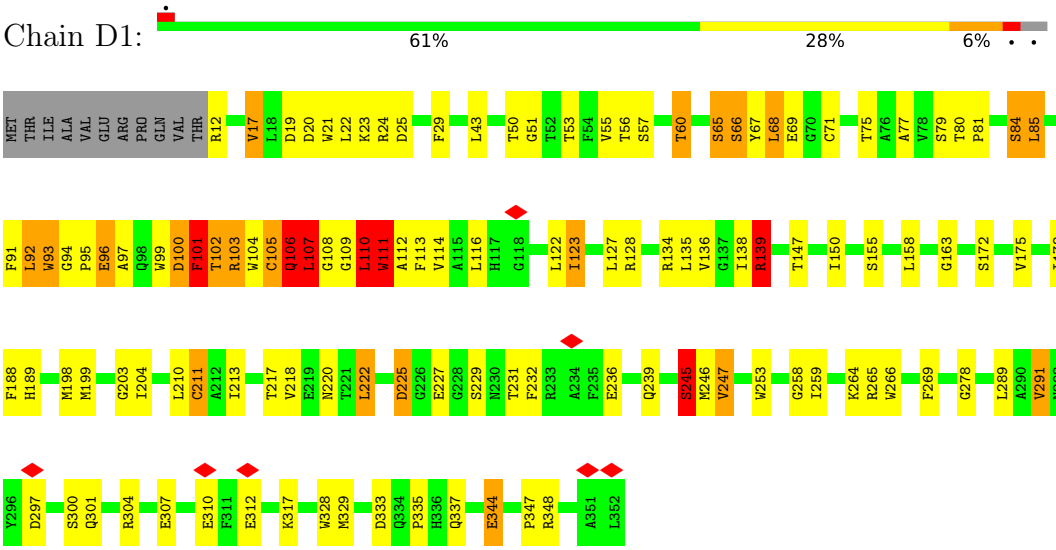

• Molecule 9: Photosystem II D2 protein

Chain d1:

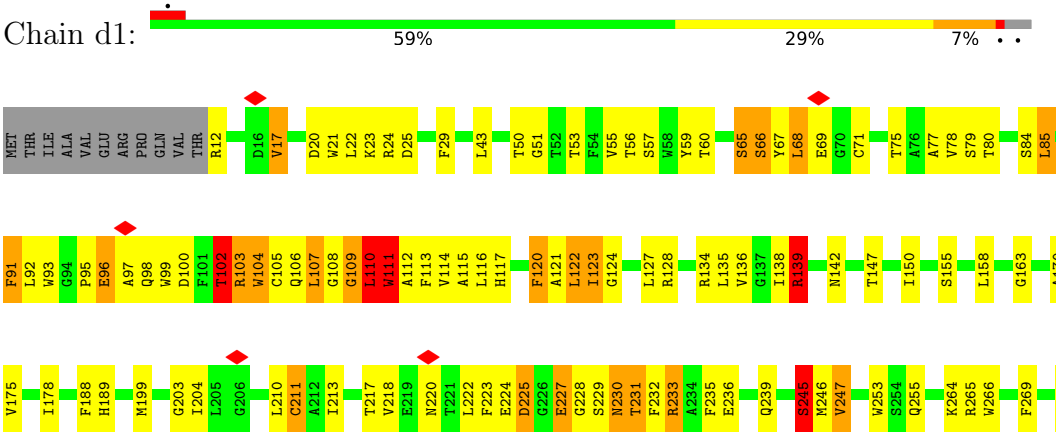

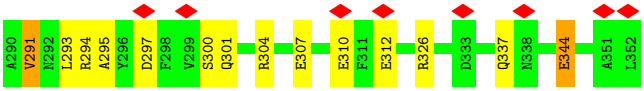

• Molecule 9: Photosystem II D2 protein

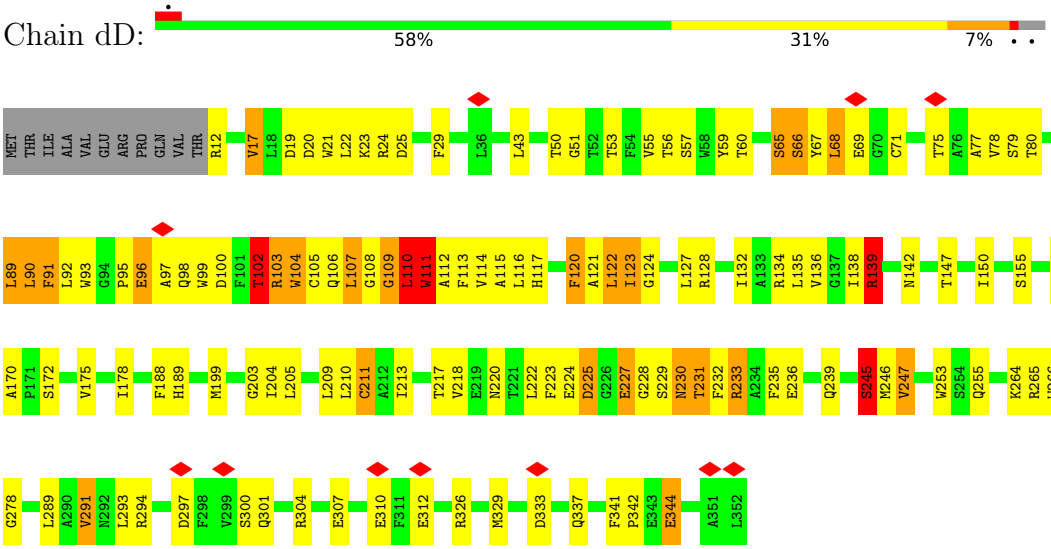

• Molecule 9: Photosystem II D2 protein

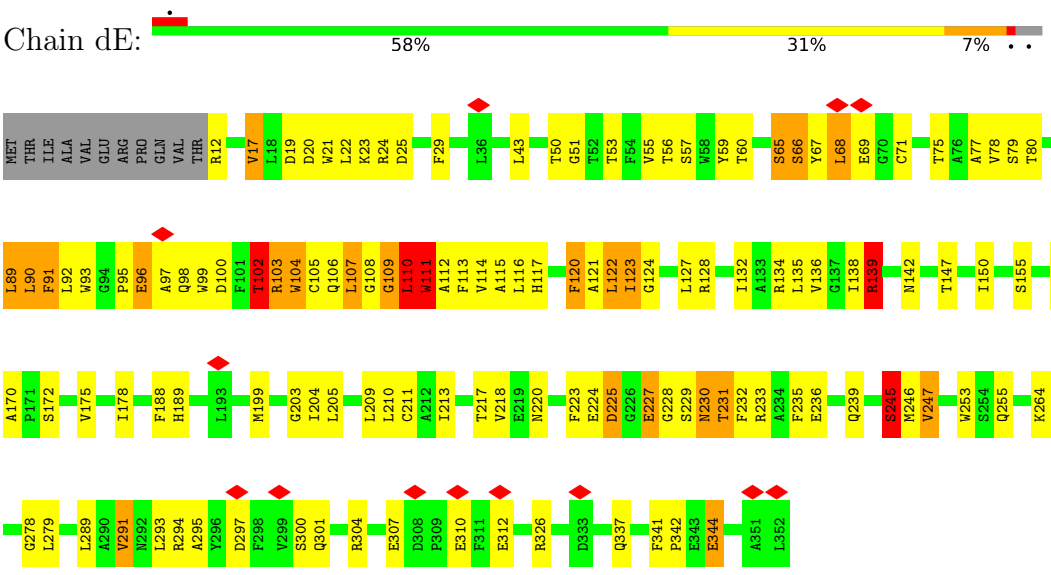

• Molecule 10: Cytochrome b559 subunit alpha

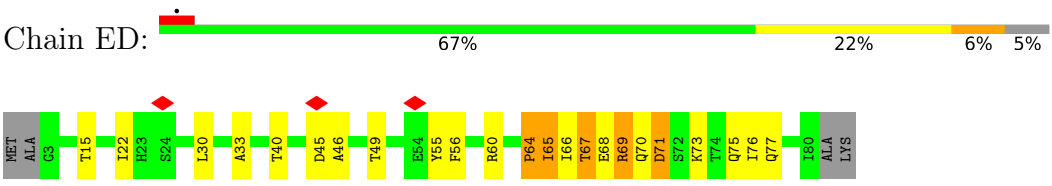

• Molecule 10: Cytochrome b559 subunit alpha

Chain EE:

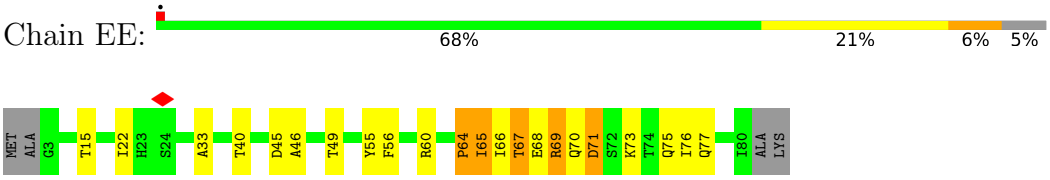

• Molecule 10: Cytochrome b559 subunit alpha

Chain E1:

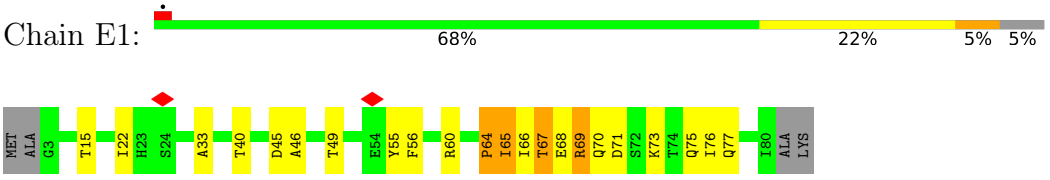

• Molecule 10: Cytochrome b559 subunit alpha

Chain e1:

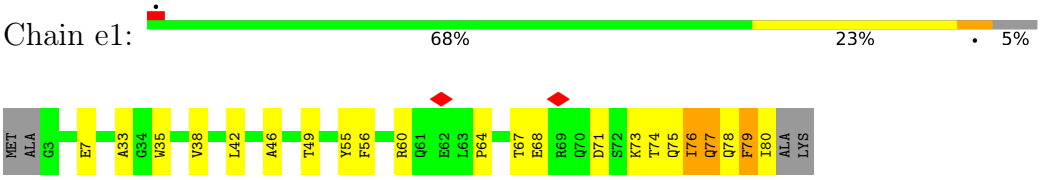

• Molecule 10: Cytochrome b559 subunit alpha

Chain eD:

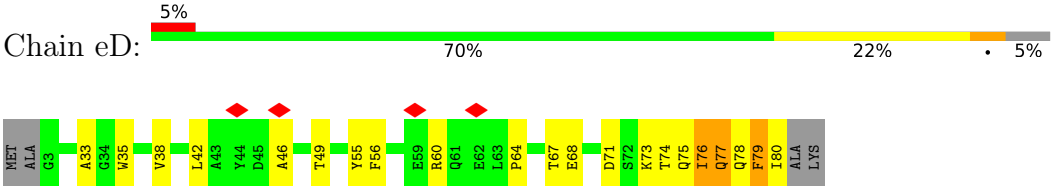

• Molecule 10: Cytochrome b559 subunit alpha

Chain eE:

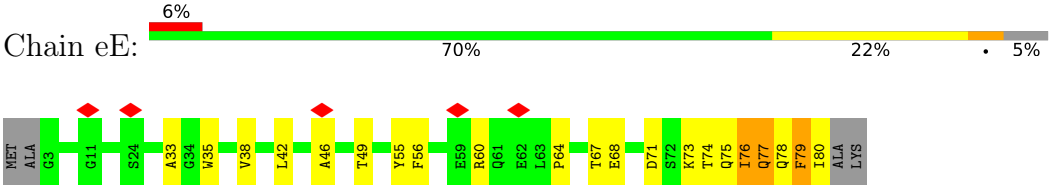

• Molecule 11: Cytochrome b559 subunit beta

Chain FD:

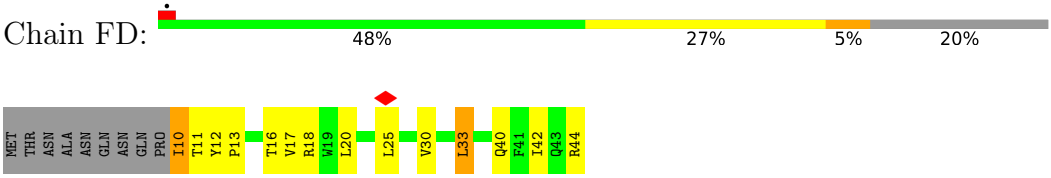

• Molecule 11: Cytochrome b559 subunit beta

Chain FE:

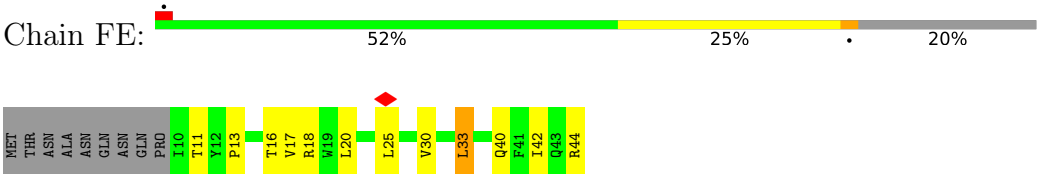

• Molecule 11: Cytochrome b559 subunit beta

Chain F1:





• Molecule 11: Cytochrome b559 subunit beta

Chain f1:

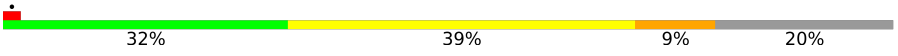

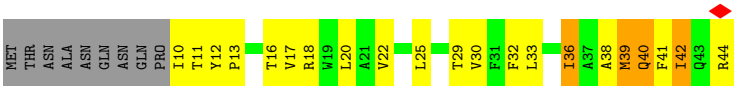

• Molecule 11: Cytochrome b559 subunit beta

Chain fD:

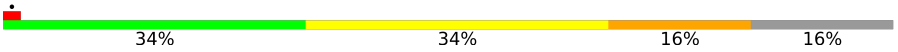

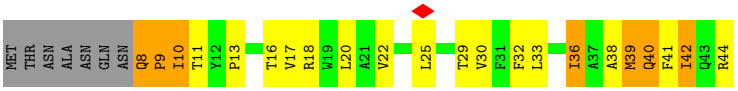

• Molecule 11: Cytochrome b559 subunit beta

Chain fE:

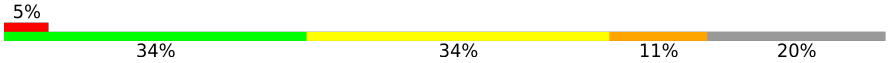

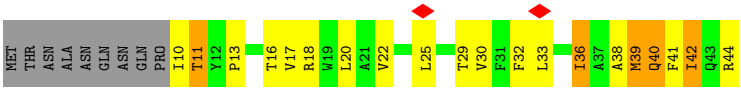

• Molecule 12: Photosystem II reaction center protein H

Chain HD:



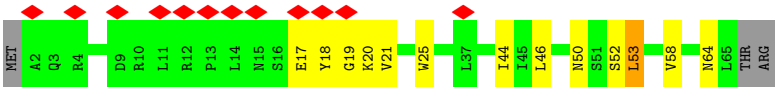

• Molecule 12: Photosystem II reaction center protein H

Chain HE:



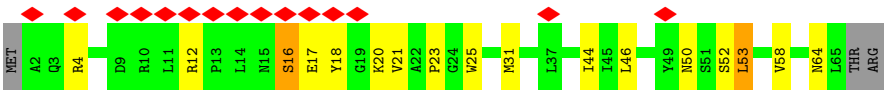

• Molecule 12: Photosystem II reaction center protein H

Chain H1:



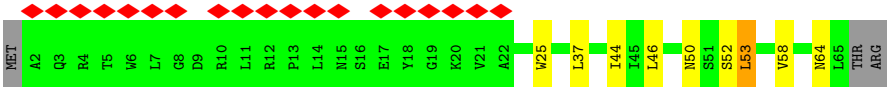

• Molecule 12: Photosystem II reaction center protein H

Chain h1:



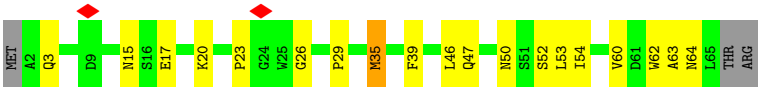

• Molecule 12: Photosystem II reaction center protein H

Chain hD:



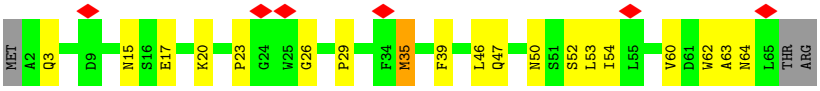

• Molecule 12: Photosystem II reaction center protein H

Chain hE:



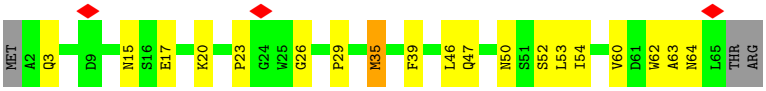

• Molecule 13: Photosystem II reaction center protein I

Chain ID:



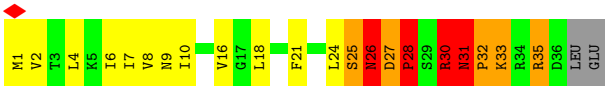

• Molecule 13: Photosystem II reaction center protein I

Chain IE:

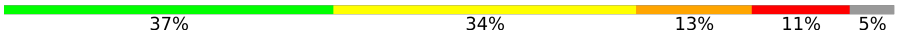

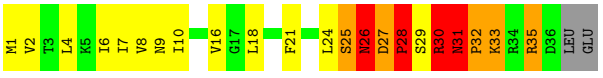

• Molecule 13: Photosystem II reaction center protein I

Chain I1:



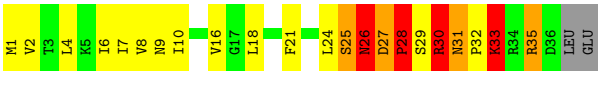

• Molecule 13: Photosystem II reaction center protein I

Chain i1:

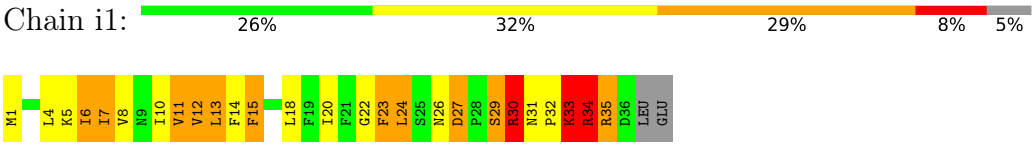

• Molecule 13: Photosystem II reaction center protein I

Chain iD:

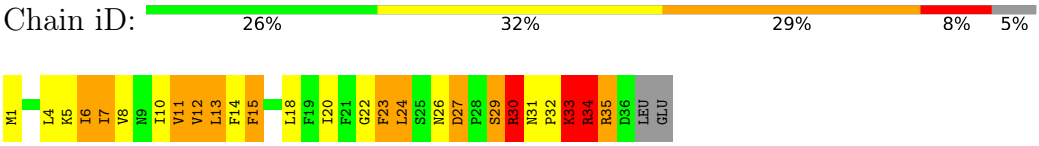

• Molecule 13: Photosystem II reaction center protein I

Chain iE:

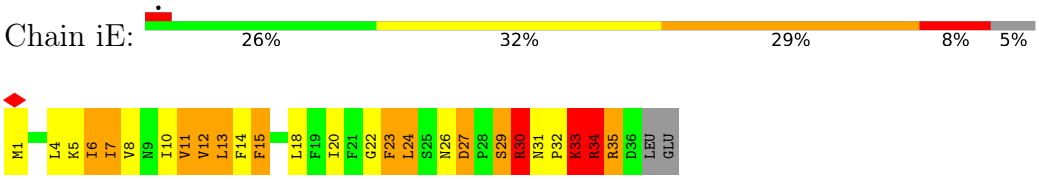

• Molecule 14: Photosystem II reaction center protein J

Chain JD:

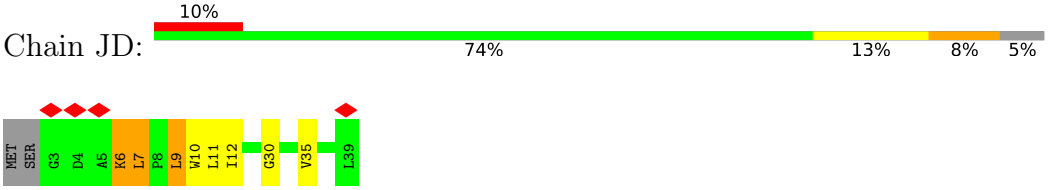

• Molecule 14: Photosystem II reaction center protein J

Chain JE:

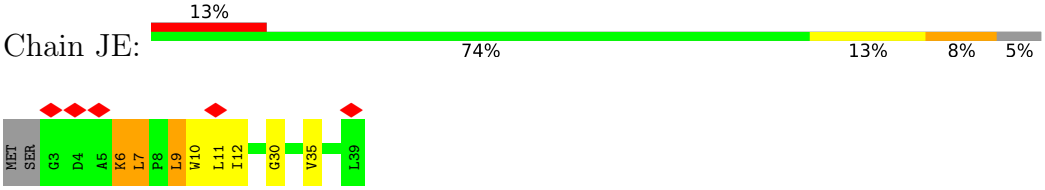

• Molecule 14: Photosystem II reaction center protein J

Chain J1:

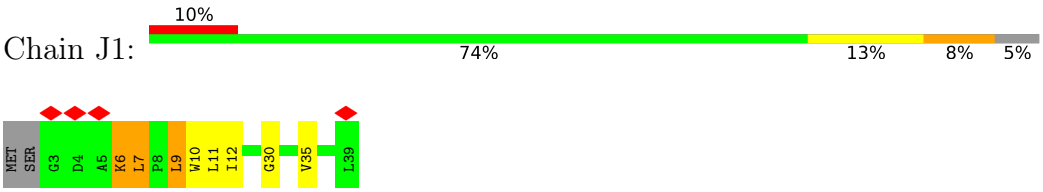

• Molecule 14: Photosystem II reaction center protein J

Chain j1:

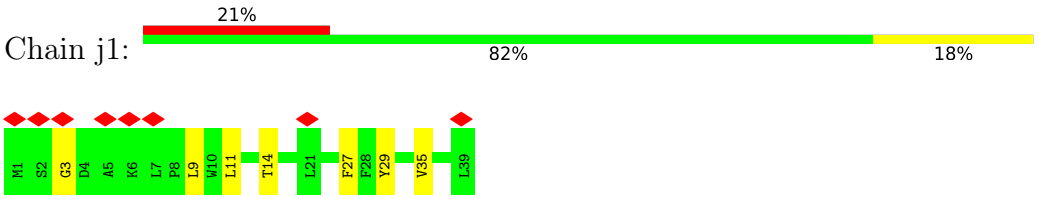

• Molecule 14: Photosystem II reaction center protein J

Chain jD:

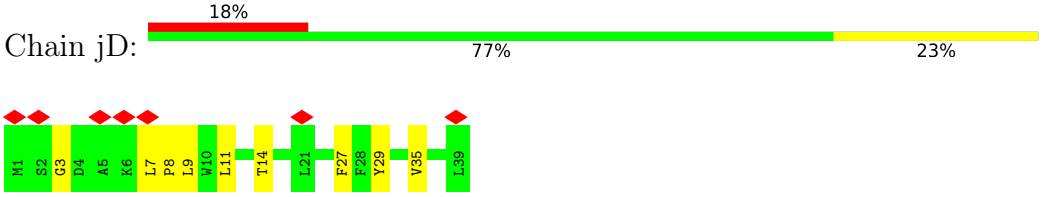

• Molecule 14: Photosystem II reaction center protein J

Chain jE:

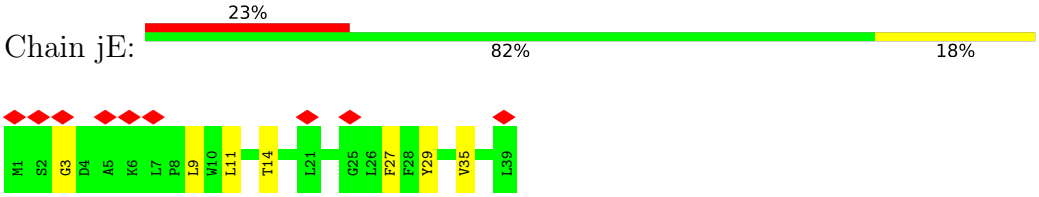

• Molecule 15: Photosystem II reaction center protein K

Chain KD:

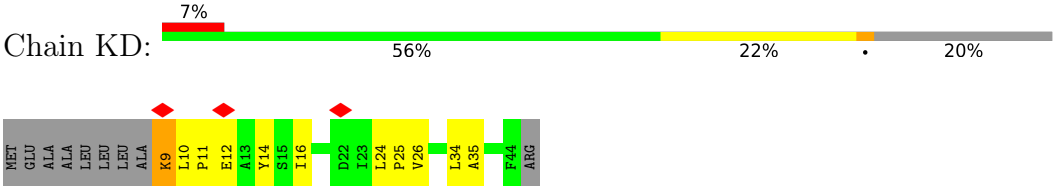

• Molecule 15: Photosystem II reaction center protein K

Chain KE:

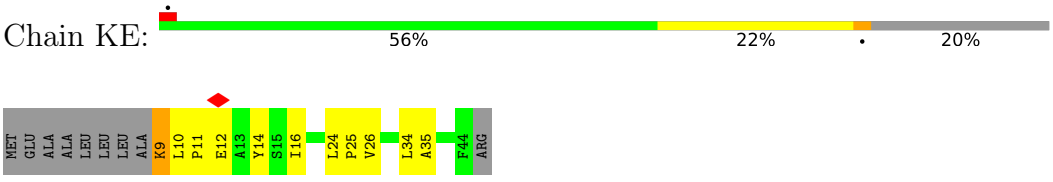

• Molecule 15: Photosystem II reaction center protein K

Chain K1:

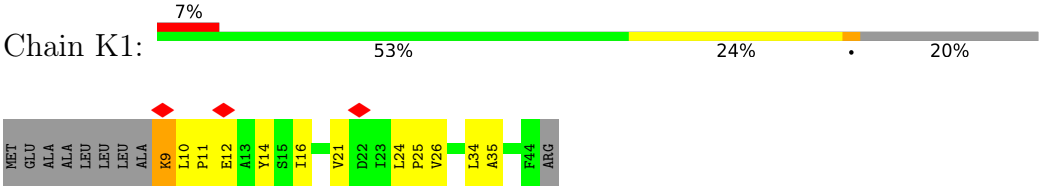

• Molecule 15: Photosystem II reaction center protein K

Chain k1:

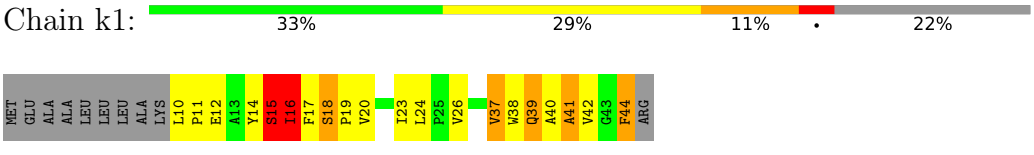

• Molecule 15: Photosystem II reaction center protein K

Chain kD:



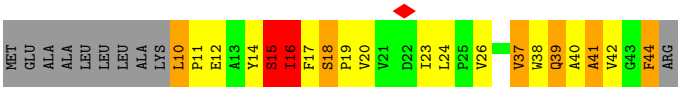

• Molecule 15: Photosystem II reaction center protein K



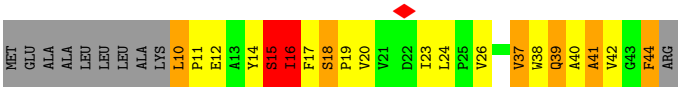

• Molecule 16: Photosystem II reaction center protein L



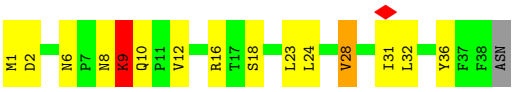

• Molecule 16: Photosystem II reaction center protein L



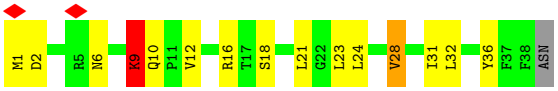

• Molecule 16: Photosystem II reaction center protein L





• Molecule 16: Photosystem II reaction center protein L



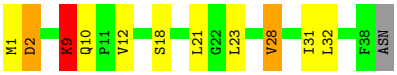

• Molecule 16: Photosystem II reaction center protein L



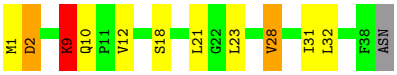

• Molecule 16: Photosystem II reaction center protein L

Chain lE:





• Molecule 17: Photosystem II reaction center protein M

Chain MD:



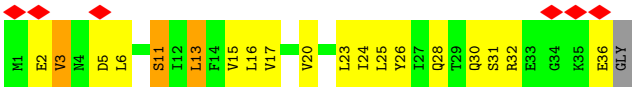

• Molecule 17: Photosystem II reaction center protein M

Chain ME:

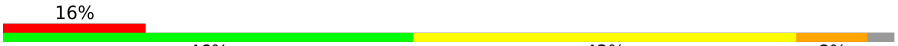

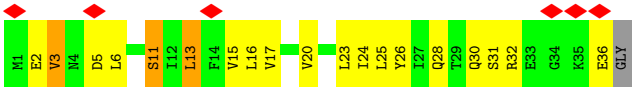

• Molecule 17: Photosystem II reaction center protein M

Chain M1:



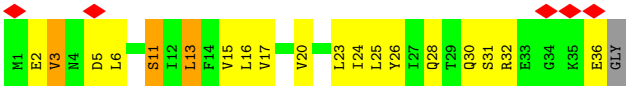

• Molecule 17: Photosystem II reaction center protein M

Chain m1:



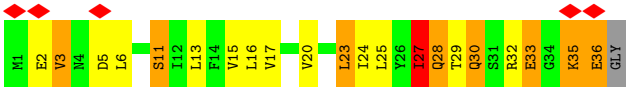

• Molecule 17: Photosystem II reaction center protein M

Chain mD:



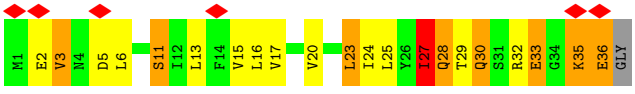

• Molecule 17: Photosystem II reaction center protein M

Chain mE:



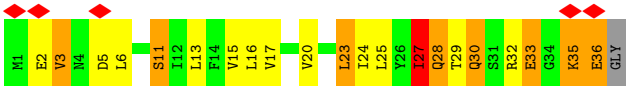

• Molecule 18: Photosystem II extrinsic protein O

Chain OD:

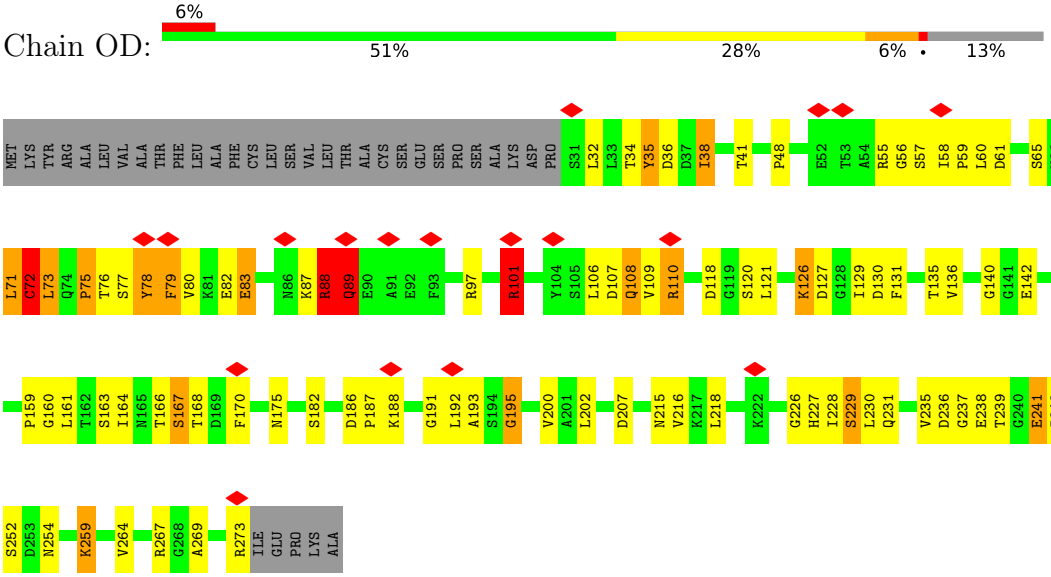

• Molecule 18: Photosystem II extrinsic protein O

Chain OE:

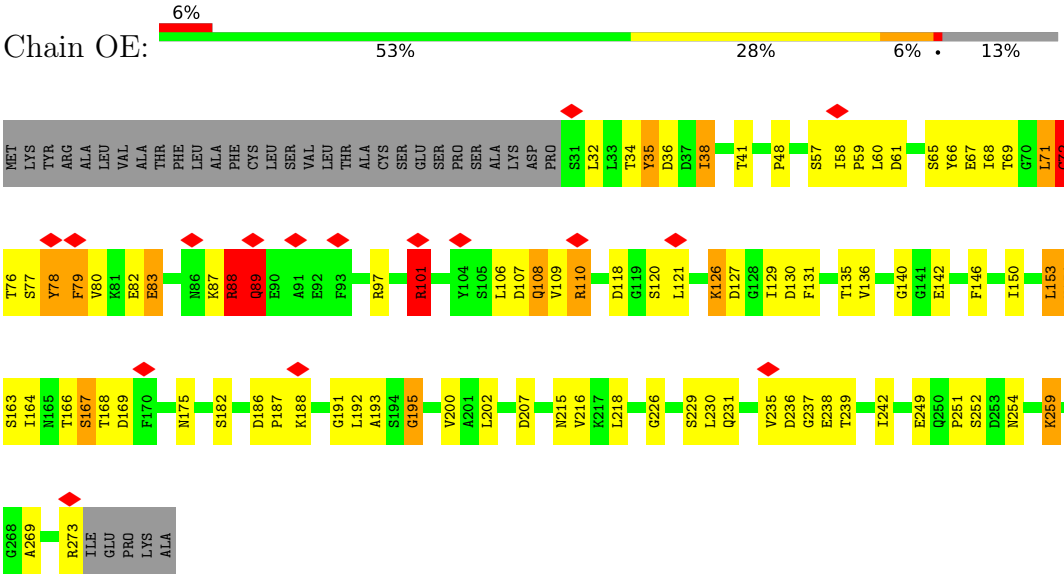

• Molecule 18: Photosystem II extrinsic protein O

Chain O1:

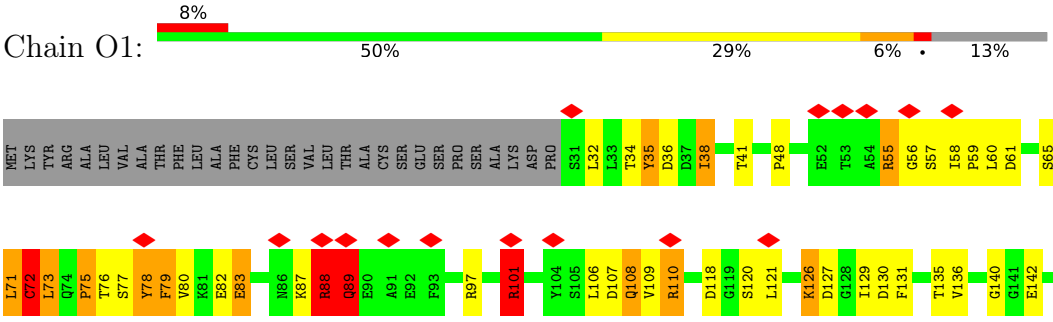

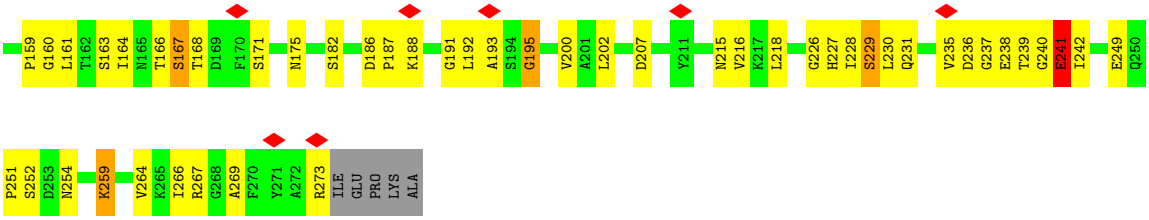

• Molecule 18: Photosystem II extrinsic protein O

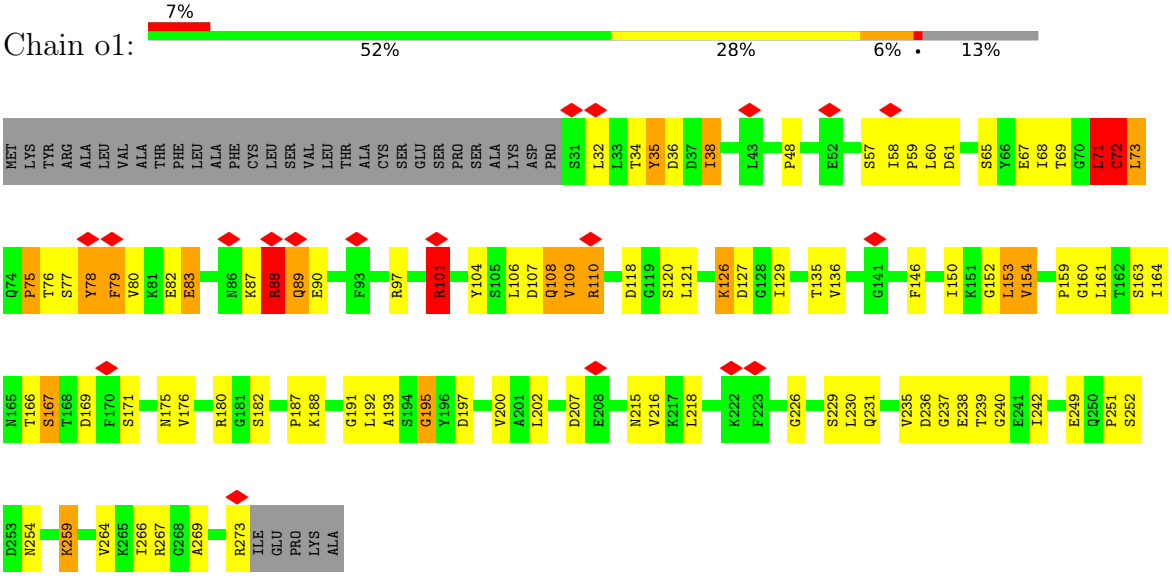

• Molecule 18: Photosystem II extrinsic protein O

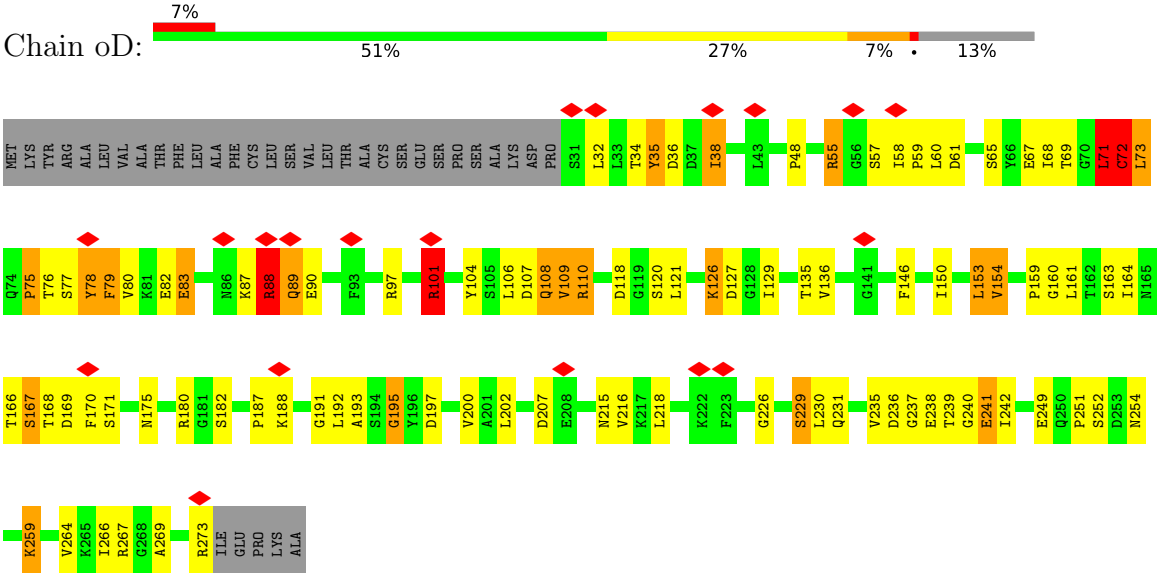

• Molecule 18: Photosystem II extrinsic protein O



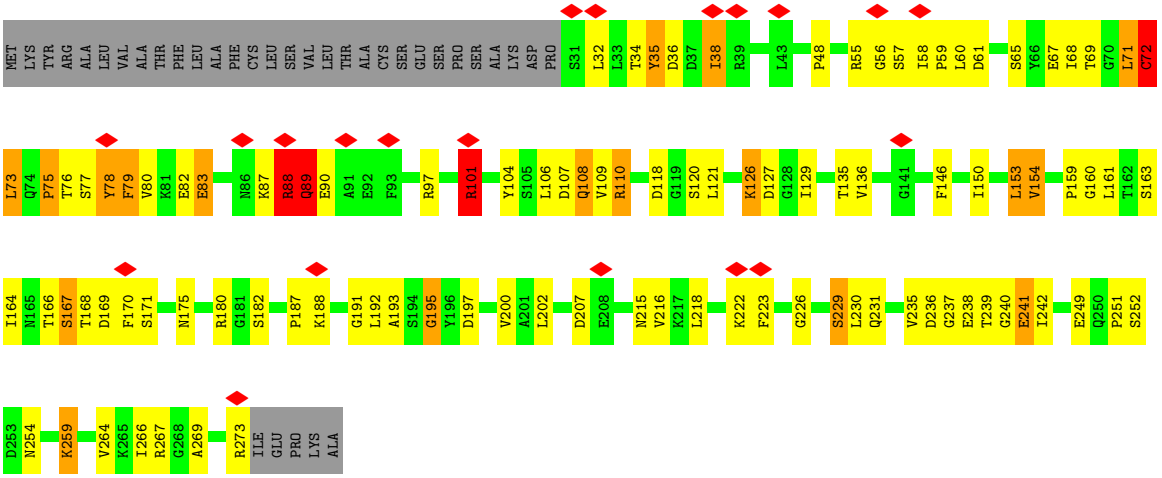

• Molecule 19: PsbQ protein

Chain QD:



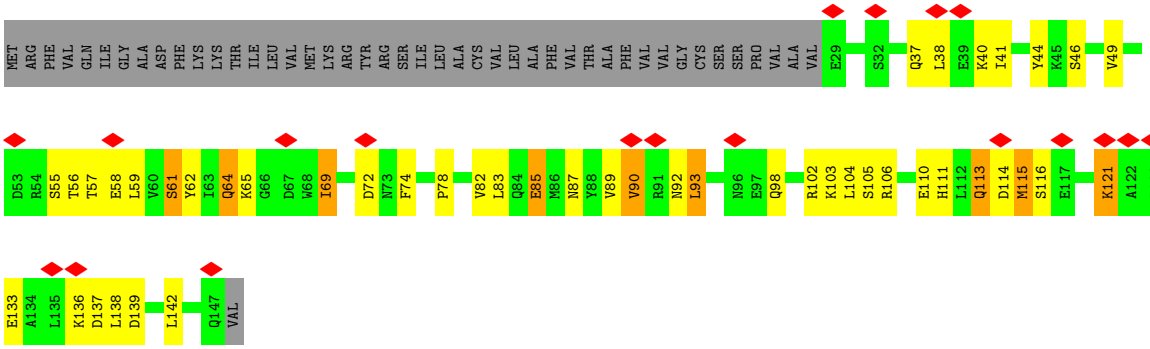

• Molecule 19: PsbQ protein

Chain QE:



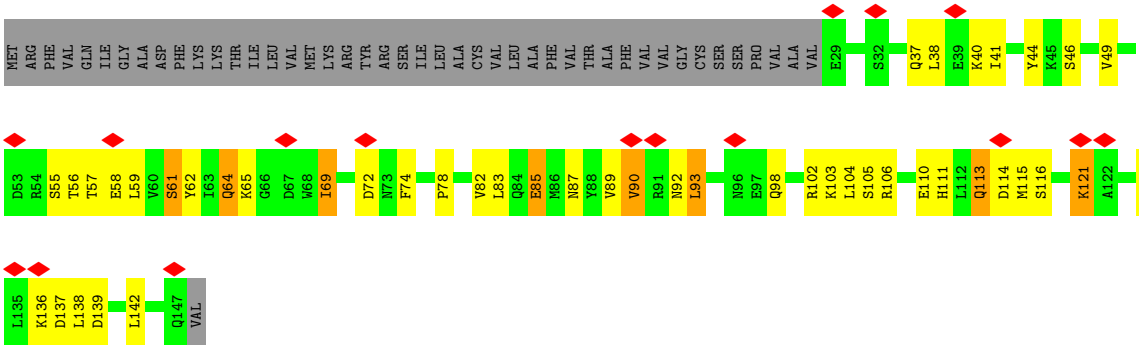

• Molecule 19: PsbQ protein

Chain Q1:



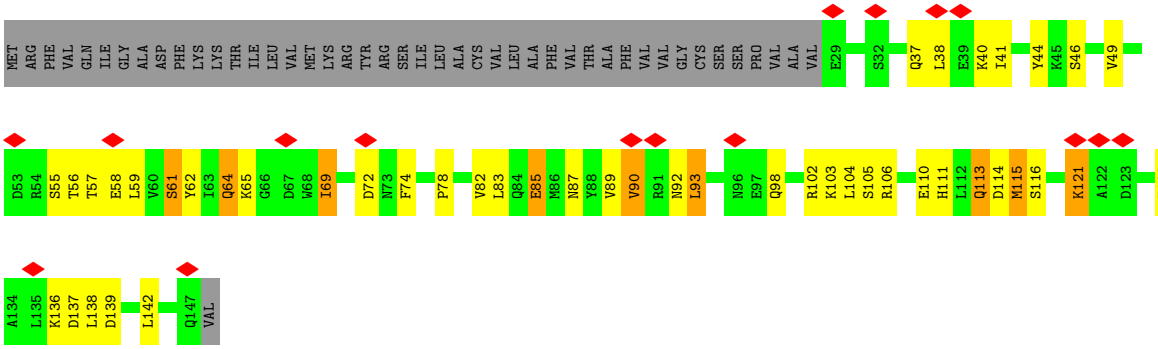

• Molecule 19: PsbQ protein

Chain q1:



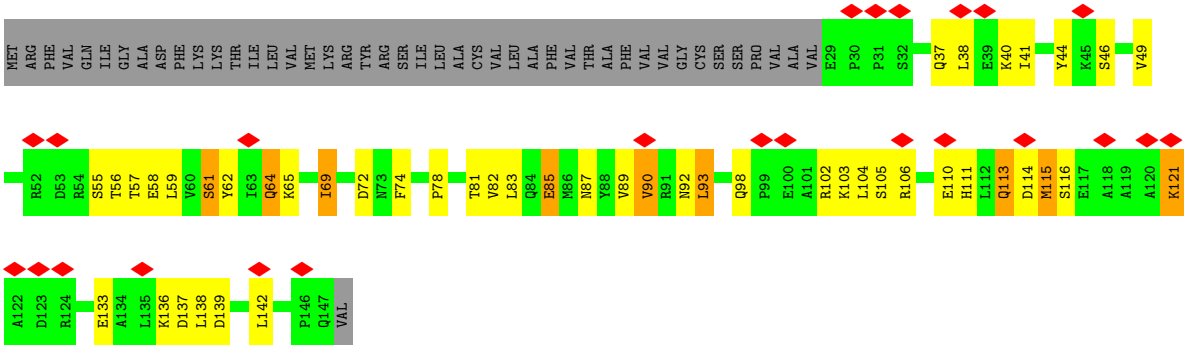

• Molecule 19: PsbQ protein

Chain qD:

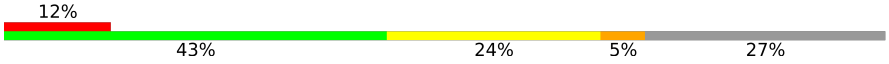

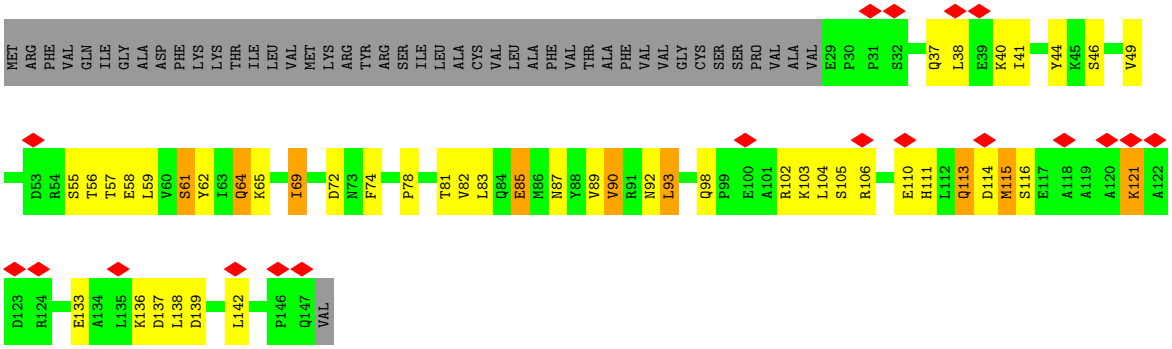

• Molecule 19: PsbQ protein

Chain qE:





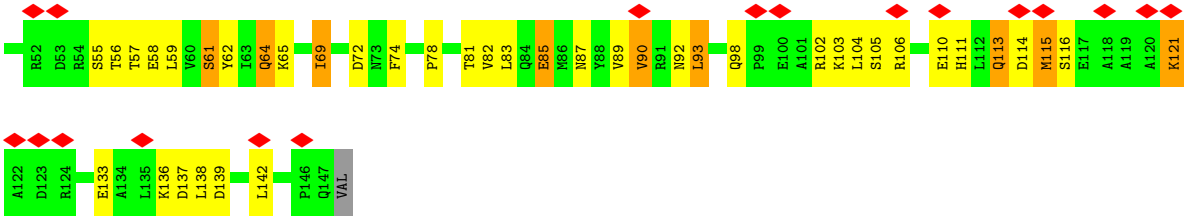

• Molecule 20: Photosystem II reaction center protein Y

Chain RD:



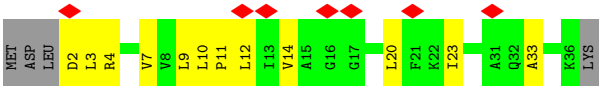

• Molecule 20: Photosystem II reaction center protein Y

Chain RE:





• Molecule 20: Photosystem II reaction center protein Y

Chain R1:





• Molecule 20: Photosystem II reaction center protein Y

Chain r1:



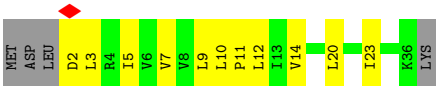

• Molecule 20: Photosystem II reaction center protein Y

Chain rD:



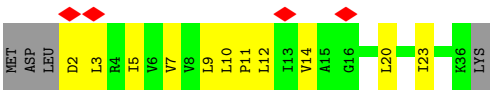

• Molecule 20: Photosystem II reaction center protein Y

Chain rE:



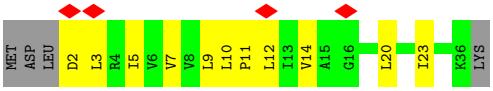

• Molecule 21: LPP1

Chain SD:



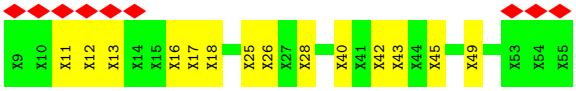

• Molecule 21: LPP1

Chain SE:



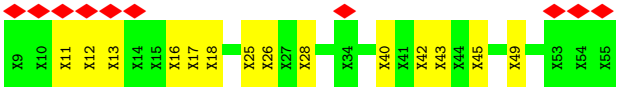

• Molecule 21: LPP1

Chain S1:



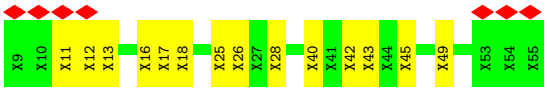

• Molecule 22: Photosystem II reaction center protein T

Chain TD:



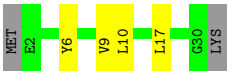

• Molecule 22: Photosystem II reaction center protein T

Chain TE:





• Molecule 22: Photosystem II reaction center protein T

Chain T1:



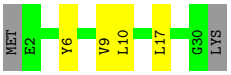

• Molecule 22: Photosystem II reaction center protein T

Chain t1:



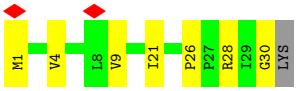

• Molecule 22: Photosystem II reaction center protein T

Chain tD:



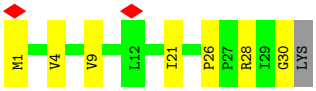

• Molecule 22: Photosystem II reaction center protein T

Chain tE:



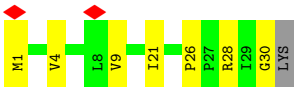

• Molecule 23: PsbU

Chain UD:





• Molecule 23: PsbU

Chain UE:





• Molecule 23: PsbU

Chain U1:



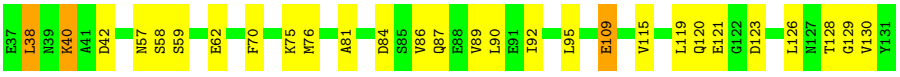

• Molecule 23: PsbU

Chain u1:



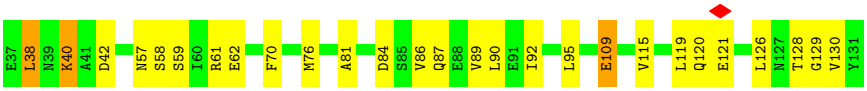

• Molecule 23: PsbU

Chain uD:



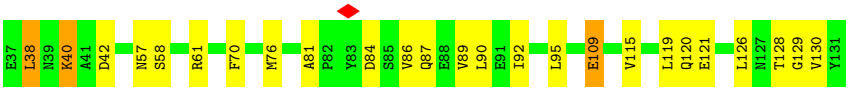

• Molecule 23: PsbU

Chain uE:



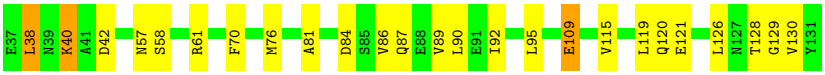

• Molecule 24: Photosystem II extrinsic protein V

Chain VD:



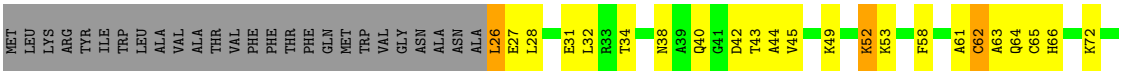



• Molecule 24: Photosystem II extrinsic protein V

Chain VE:



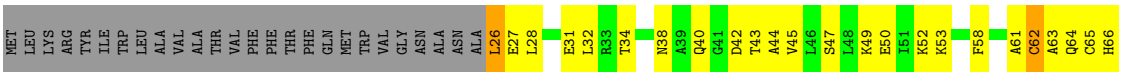



• Molecule 24: Photosystem II extrinsic protein V

Chain V1:



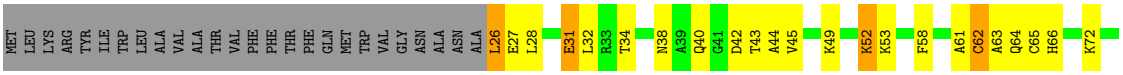



• Molecule 24: Photosystem II extrinsic protein V

Chain v1:



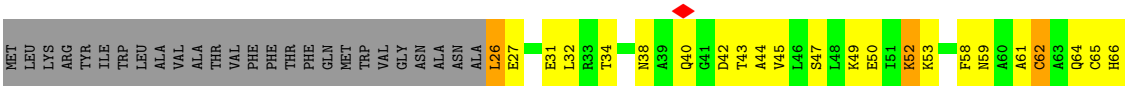



• Molecule 24: Photosystem II extrinsic protein V

Chain vD:



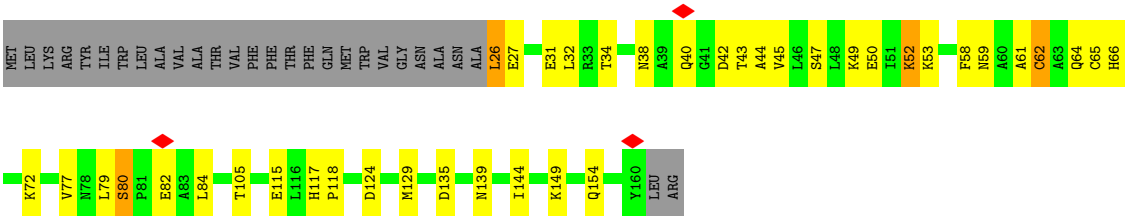

• Molecule 24: Photosystem II extrinsic protein V

Chain vE:



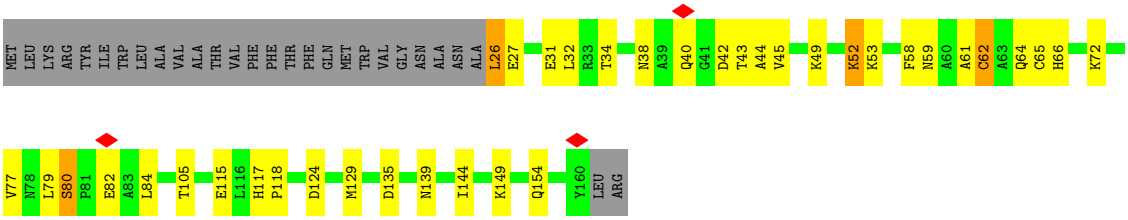

• Molecule 25: Photosystem II reaction center protein X

Chain XD:



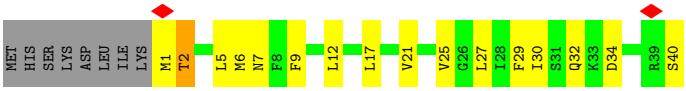

• Molecule 25: Photosystem II reaction center protein X

Chain XE:



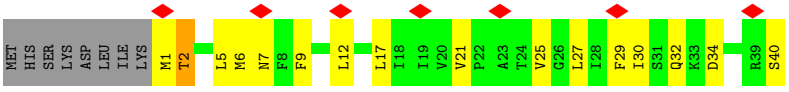

• Molecule 25: Photosystem II reaction center protein X

Chain X1:



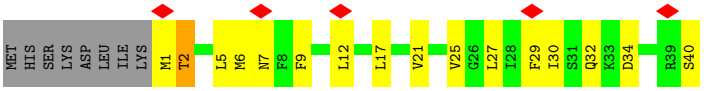

• Molecule 25: Photosystem II reaction center protein X

Chain x1:

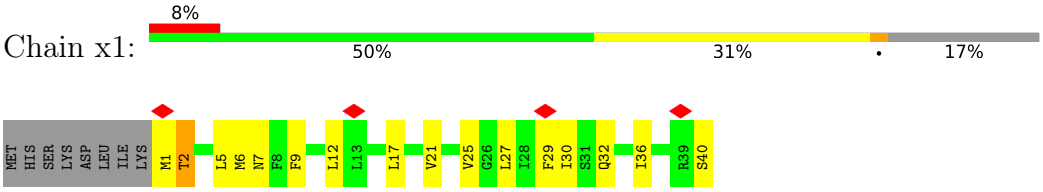

• Molecule 25: Photosystem II reaction center protein X

Chain xD:

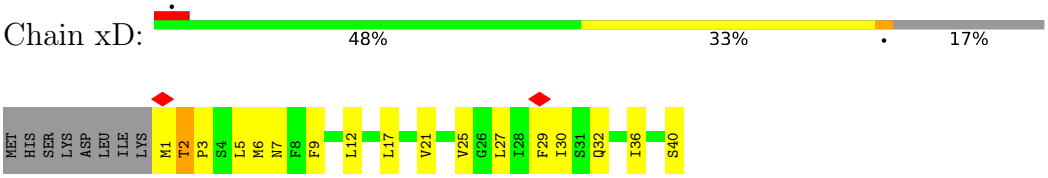

• Molecule 25: Photosystem II reaction center protein X

Chain xE:

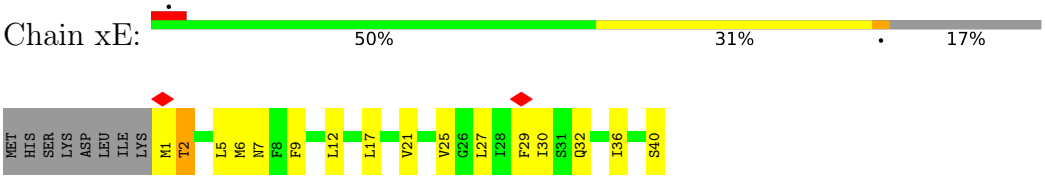

• Molecule 26: Photosystem II reaction center protein Psb30

Chain YD:

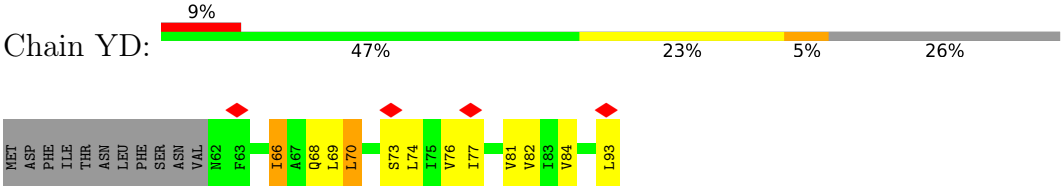

• Molecule 26: Photosystem II reaction center protein Psb30

Chain YE:

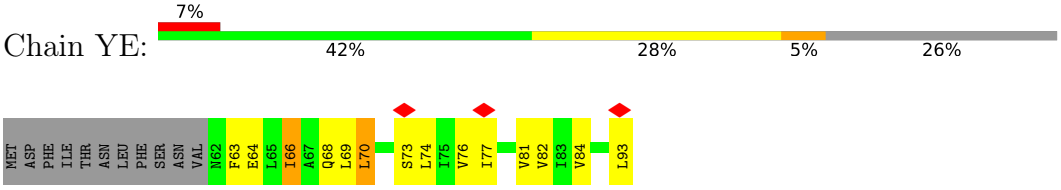

• Molecule 26: Photosystem II reaction center protein Psb30

Chain Y1:

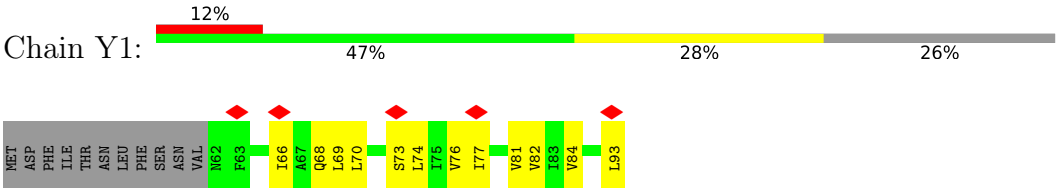

• Molecule 26: Photosystem II reaction center protein Psb30

Chain y1:

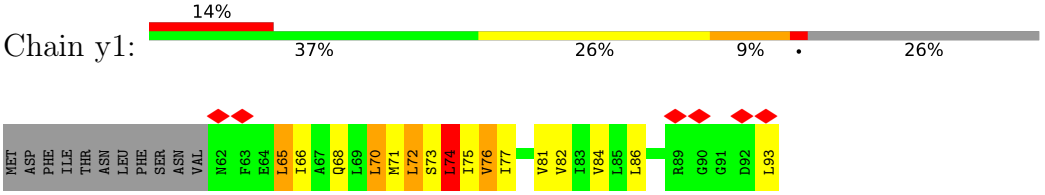

• Molecule 26: Photosystem II reaction center protein Psb30

Chain yD:

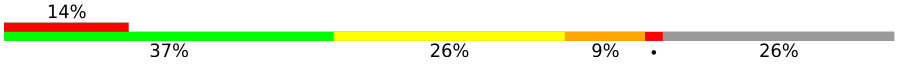



• Molecule 26: Photosystem II reaction center protein Psb30

Chain yE:

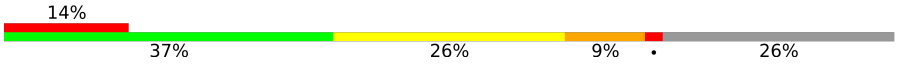



• Molecule 27: Photosystem II reaction center protein Z

Chain ZD:

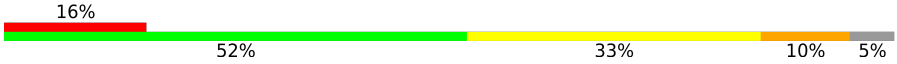

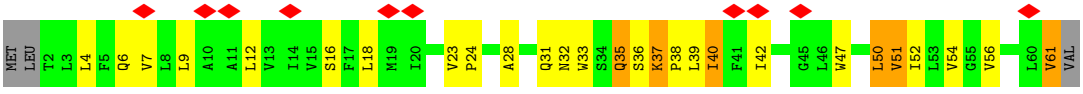

• Molecule 27: Photosystem II reaction center protein Z

Chain ZE:



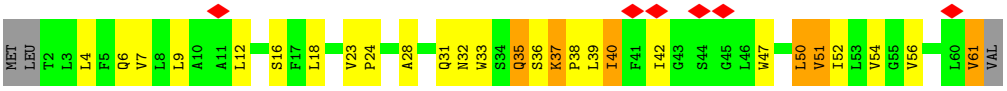

• Molecule 27: Photosystem II reaction center protein Z

Chain Z1:



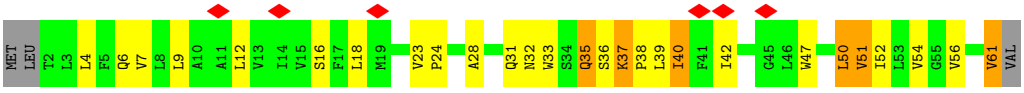

• Molecule 27: Photosystem II reaction center protein Z

Chain z1:





• Molecule 27: Photosystem II reaction center protein Z

Chain zD:



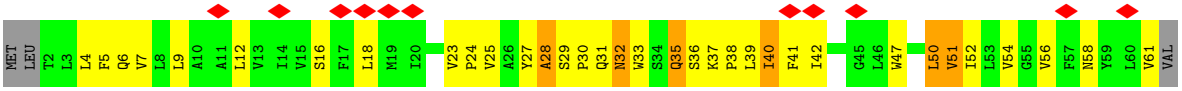

• Molecule 27: Photosystem II reaction center protein Z

Chain zE:



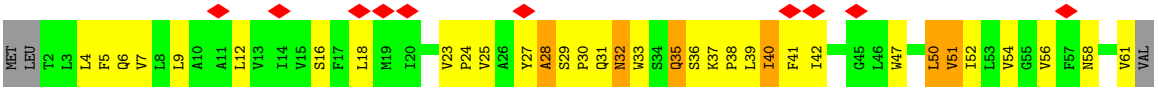

• Molecule 28: LPP2

Chain EF:



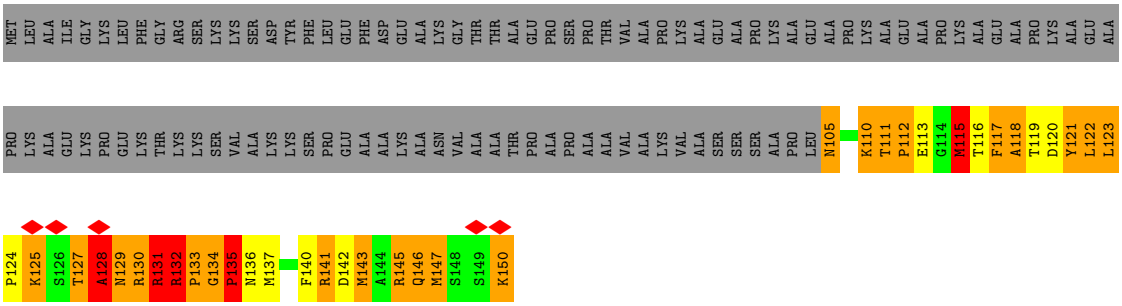

• Molecule 28: LPP2

Chain BG:



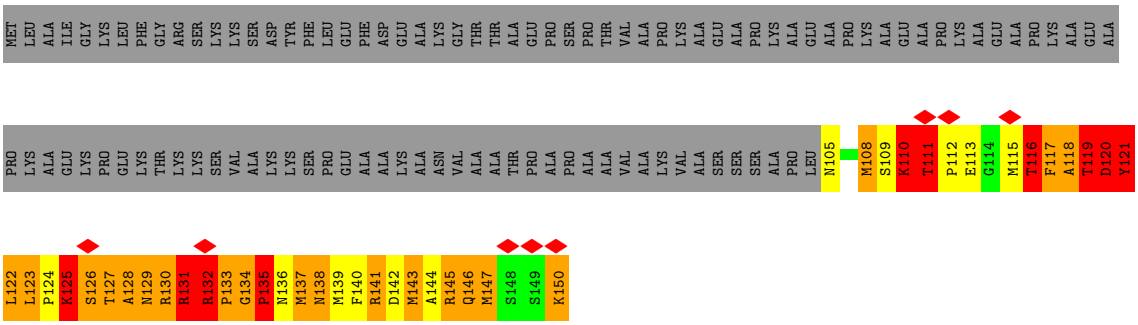

• Molecule 28: LPP2

Chain EK:



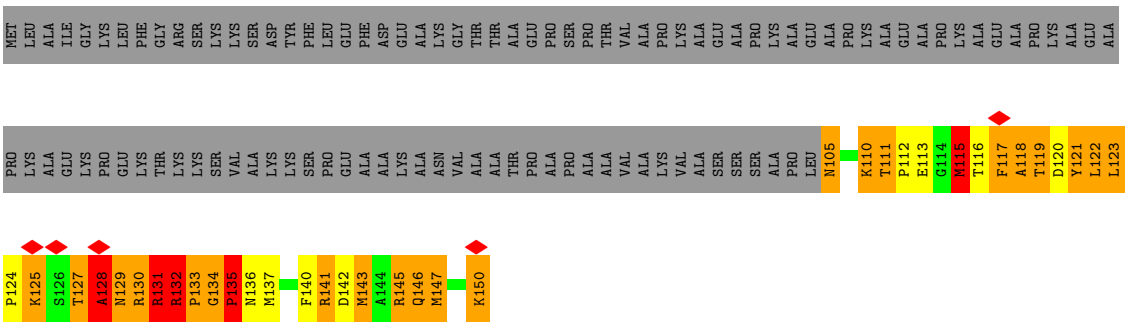

• Molecule 28: LPP2

Chain BL:

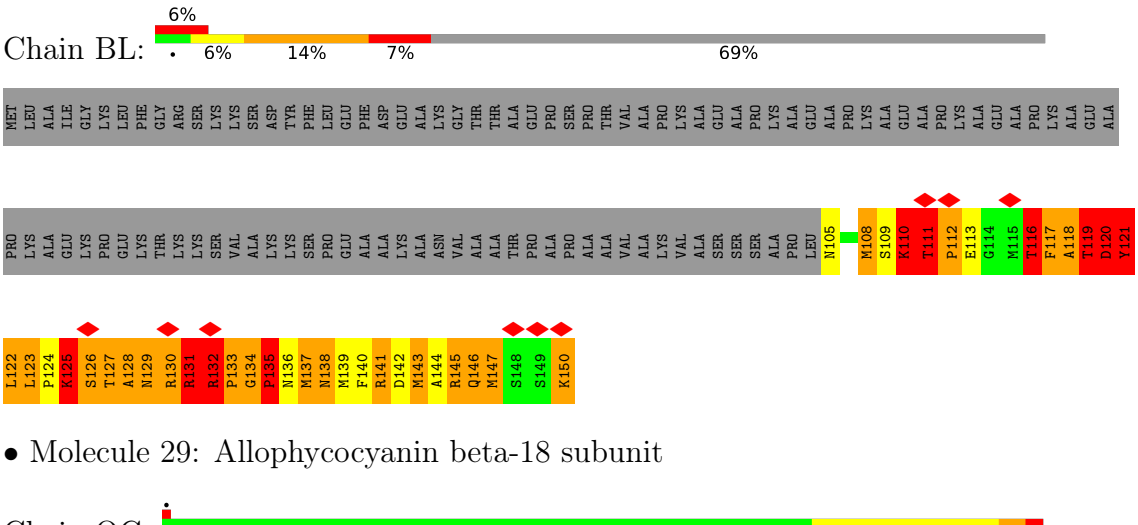

• Molecule 29: Allophycocyanin beta-18 subunit

Chain QG:

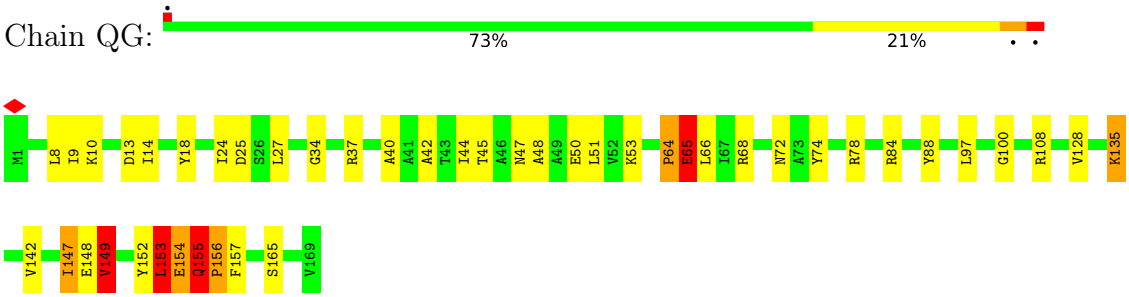

• Molecule 29: Allophycocyanin beta-18 subunit

Chain QL:

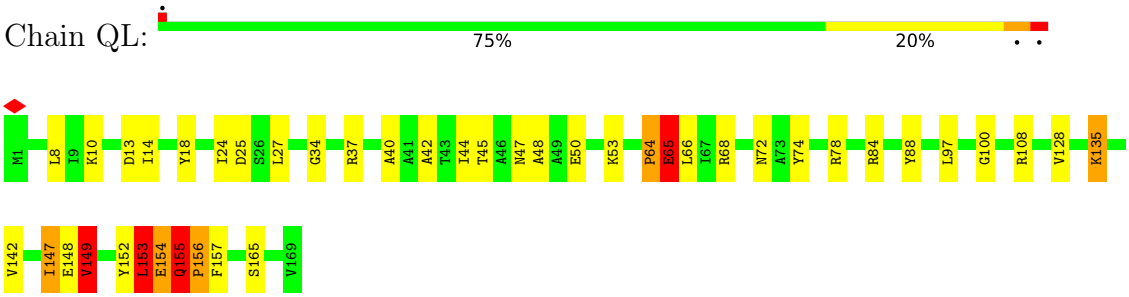

• Molecule 29: Allophycocyanin beta-18 subunit

Chain gF:

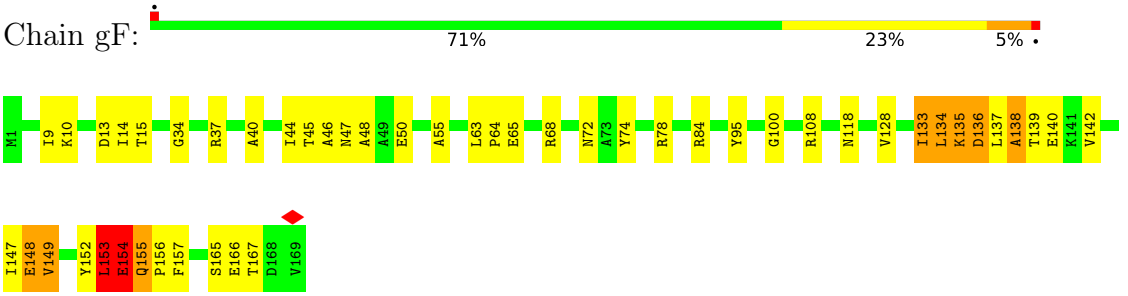

• Molecule 29: Allophycocyanin beta-18 subunit

Chain gK:



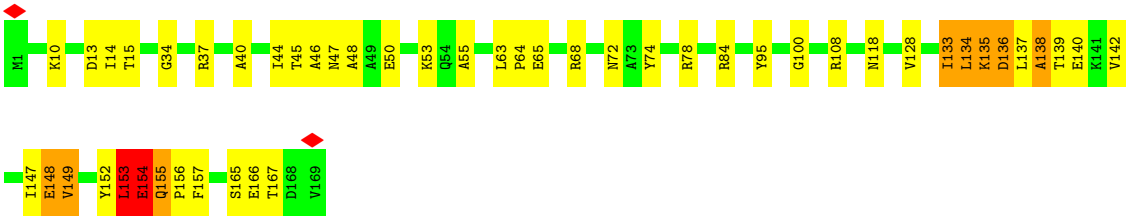

• Molecule 30: Allophycocyanin-B alpha subunit

Chain VG:



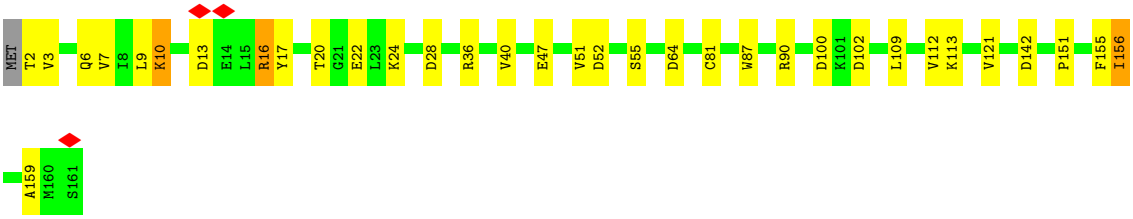

• Molecule 30: Allophycocyanin-B alpha subunit

Chain VL:



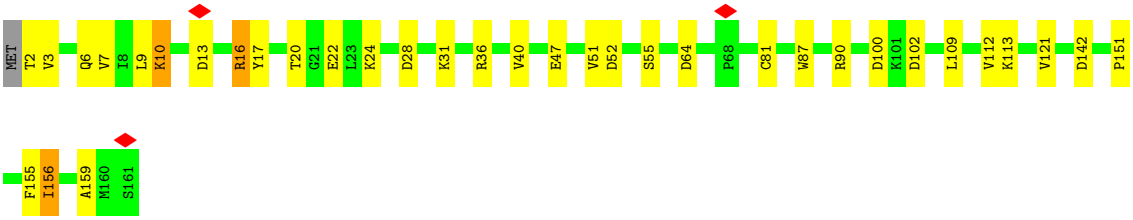

• Molecule 30: Allophycocyanin-B alpha subunit

Chain mF:



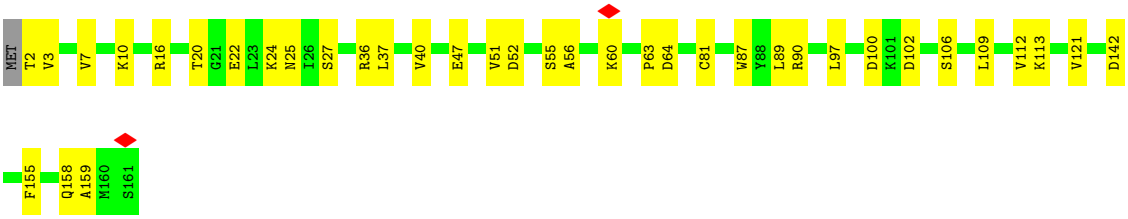

• Molecule 30: Allophycocyanin-B alpha subunit

Chain mK:



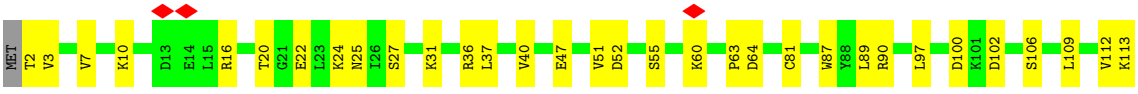

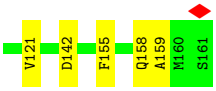

• Molecule 31: C-phycocyanin alpha subunit

Chain b2:



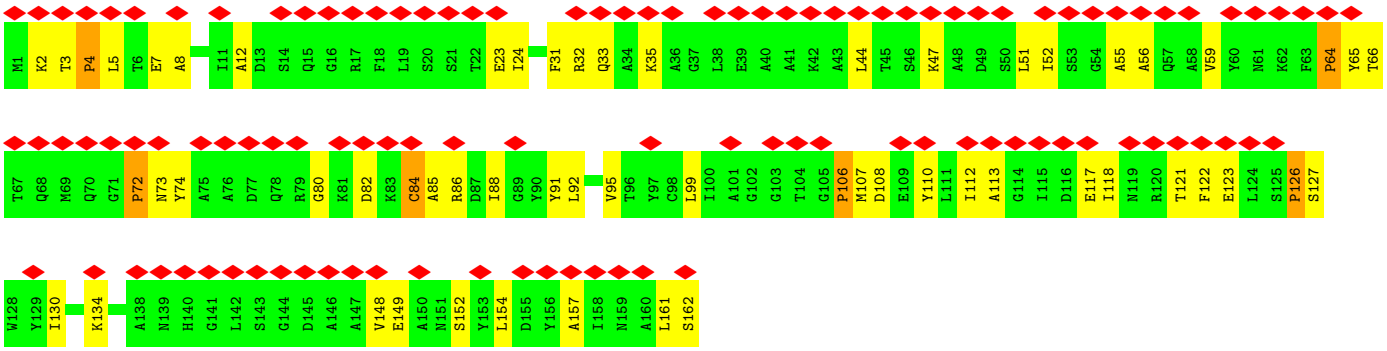

• Molecule 31: C-phycocyanin alpha subunit

Chain d2:



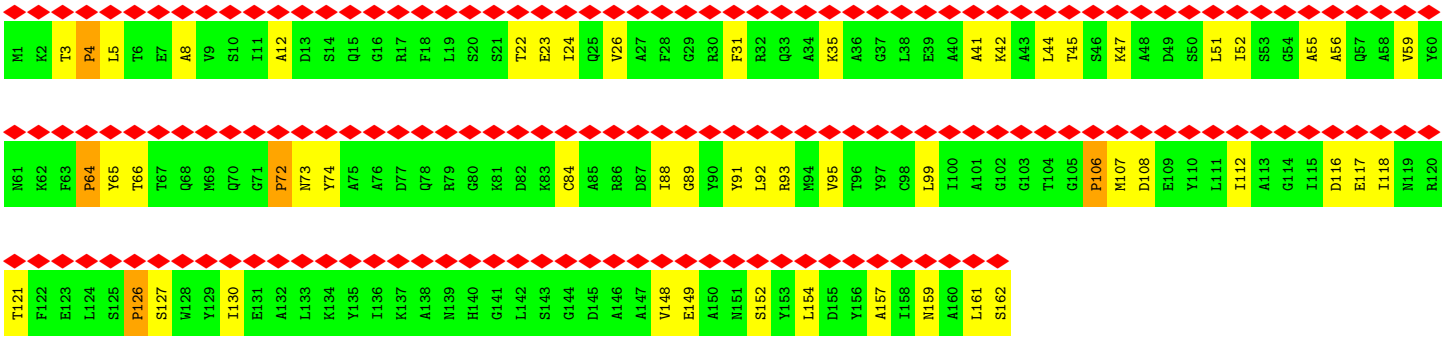

• Molecule 31: C-phycocyanin alpha subunit

Chain f2:

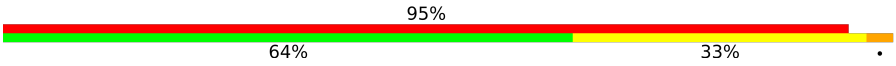

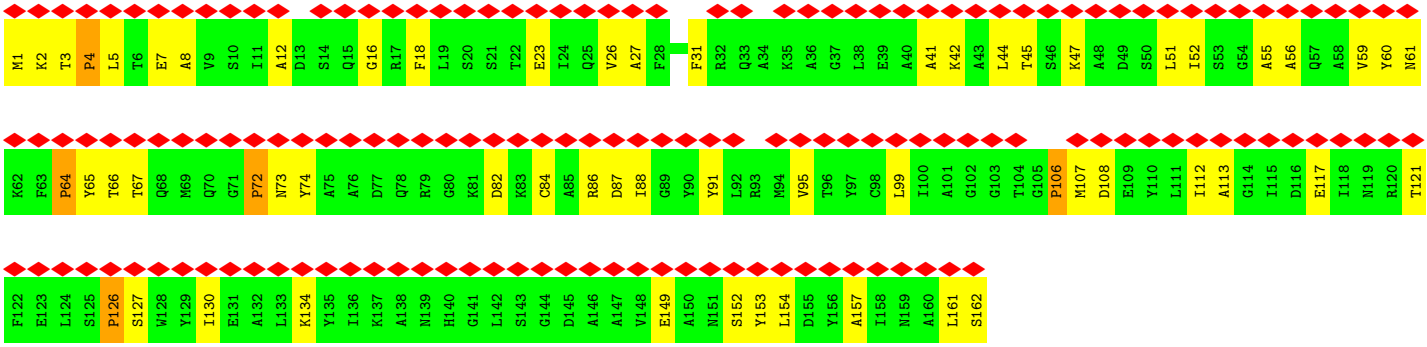

• Molecule 31: C-phycocyanin alpha subunit

Chain h2:

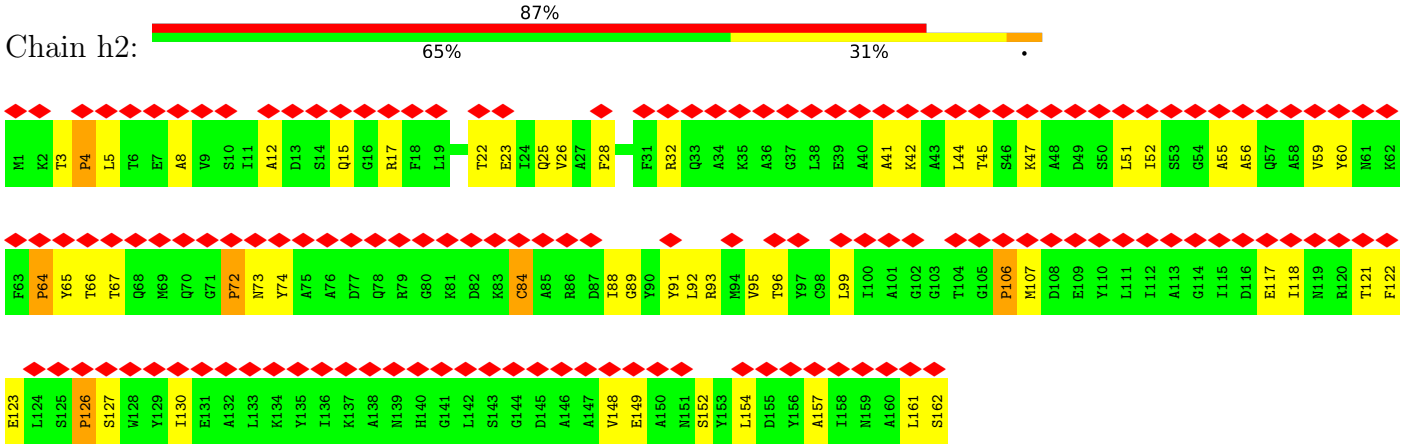

• Molecule 31: C-phycocyanin alpha subunit

Chain j2:

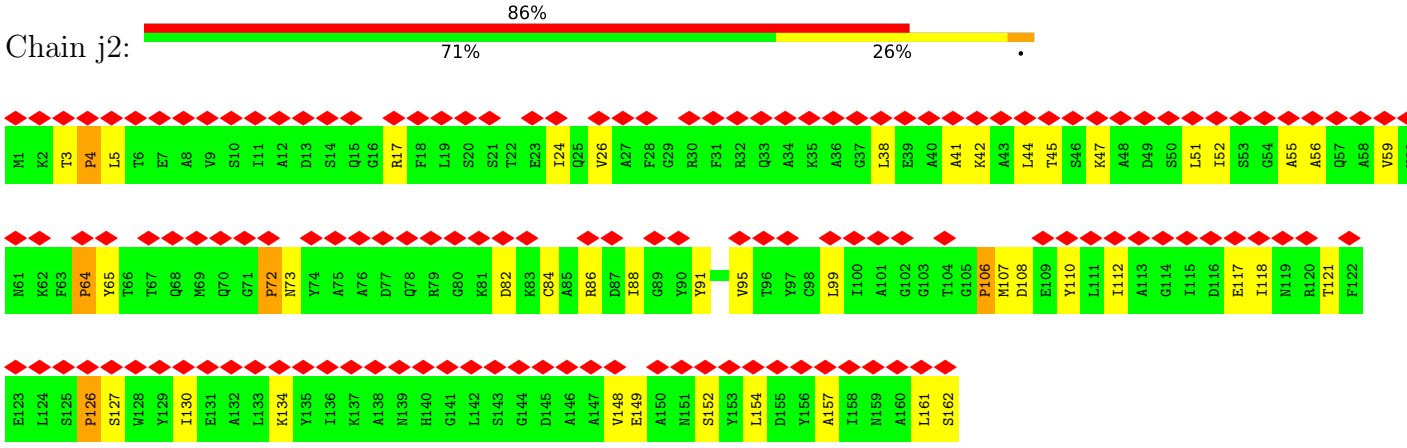

• Molecule 31: C-phycocyanin alpha subunit

Chain l2:

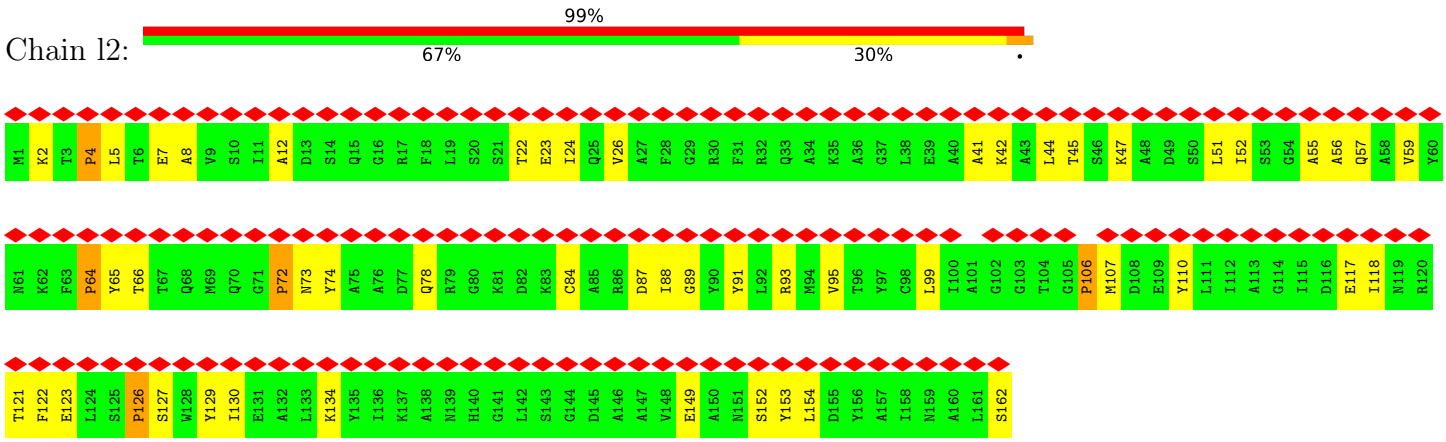

• Molecule 31: C-phycocyanin alpha subunit

Chain b3:

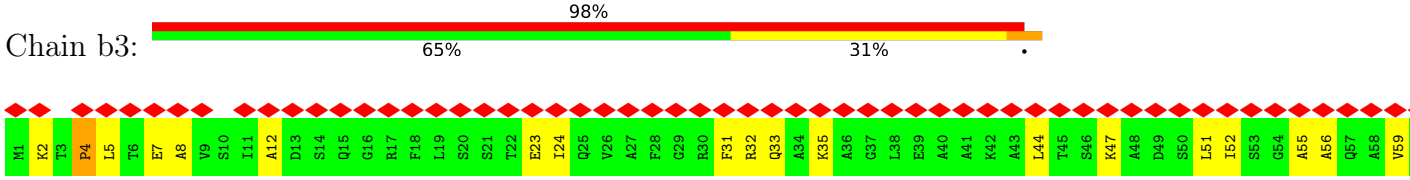

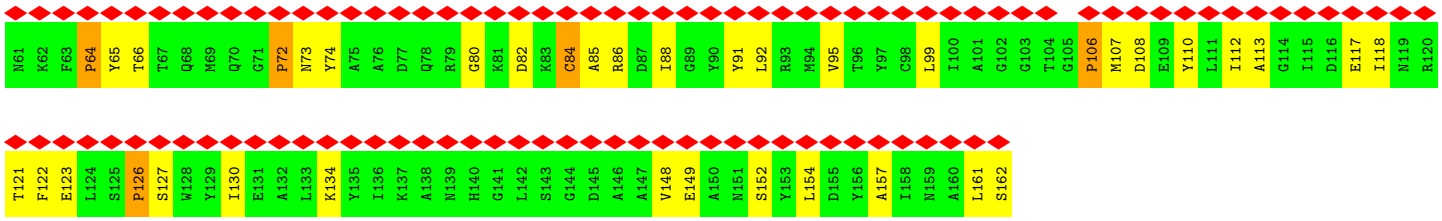

• Molecule 31: C-phycocyanin alpha subunit

Chain d3:

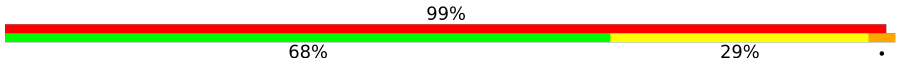

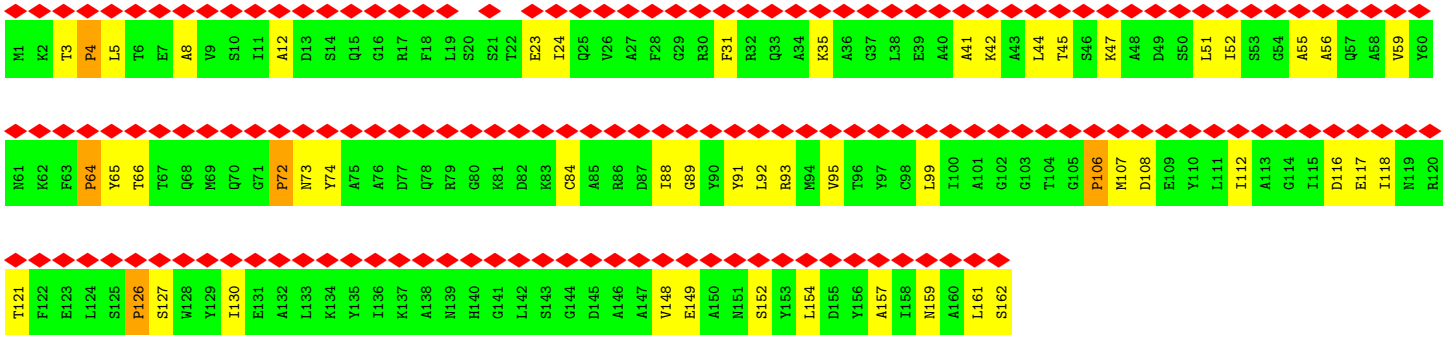

• Molecule 31: C-phycocyanin alpha subunit

Chain f3:

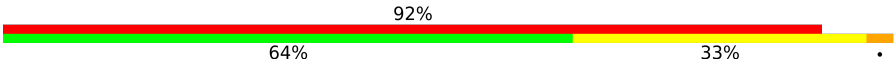



• Molecule 31: C-phycocyanin alpha subunit

Chain h3:



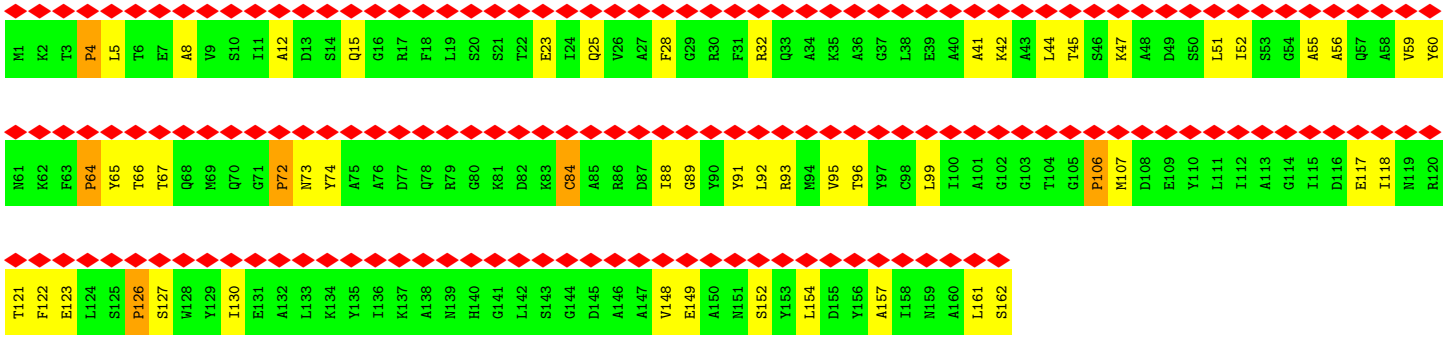

• Molecule 31: C-phycocyanin alpha subunit

Chain j3:

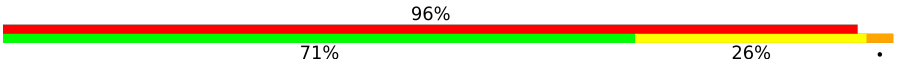

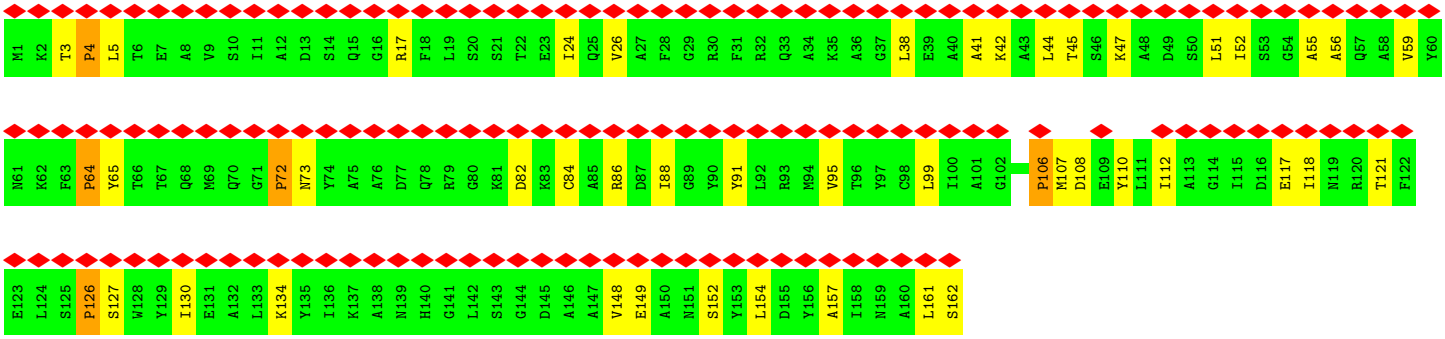

• Molecule 31: C-phycocyanin alpha subunit

Chain l3:

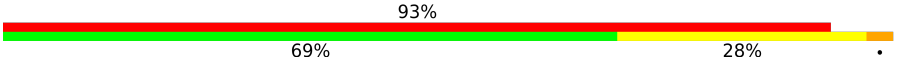

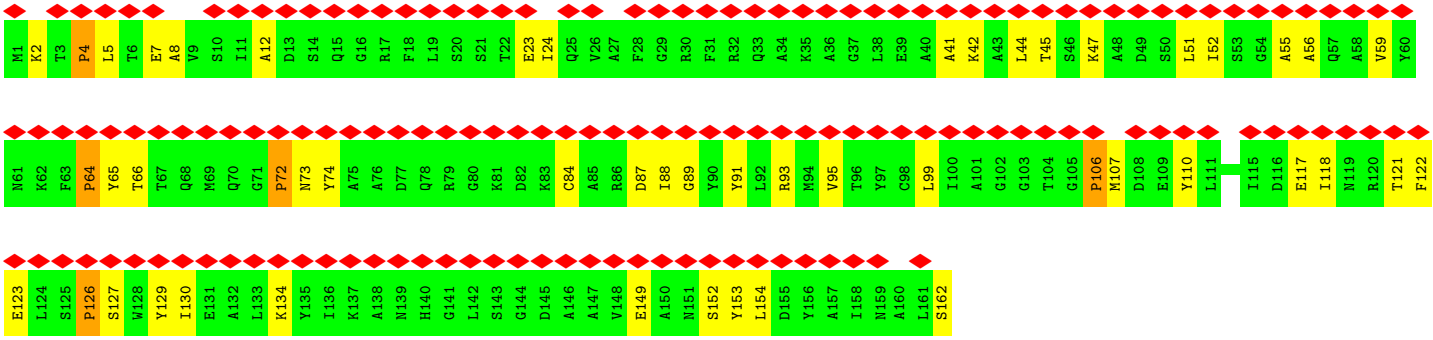

• Molecule 31: C-phycocyanin alpha subunit

Chain b5:



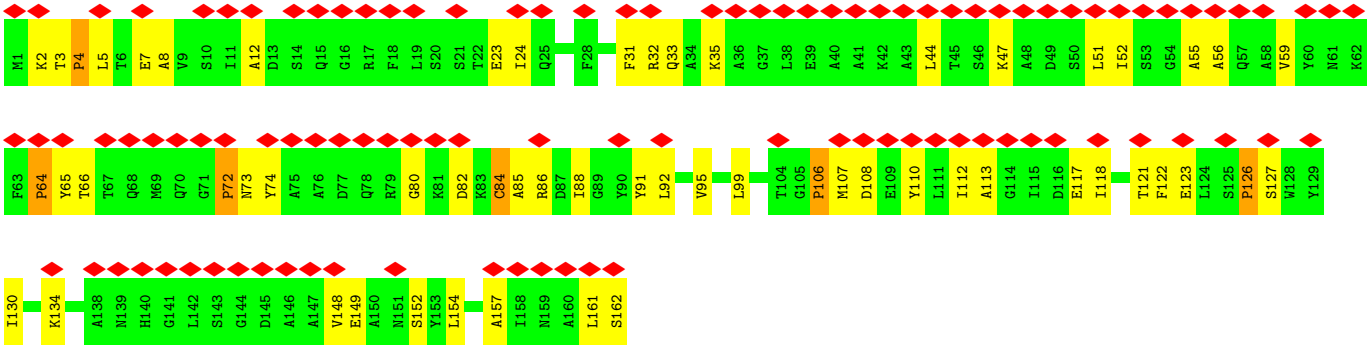

• Molecule 31: C-phycocyanin alpha subunit

Chain d5:



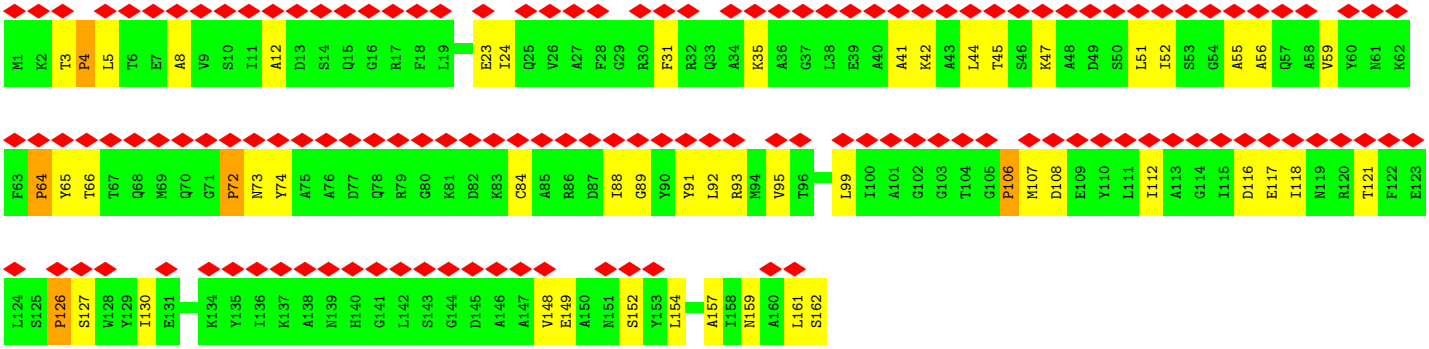

• Molecule 31: C-phycocyanin alpha subunit

Chain f5:

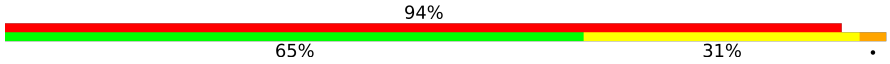

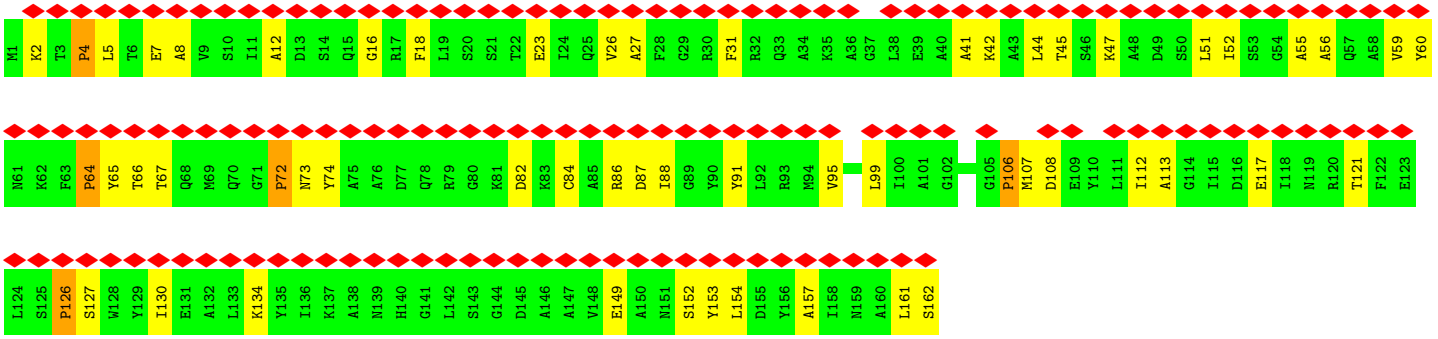

• Molecule 31: C-phycocyanin alpha subunit

Chain h5:



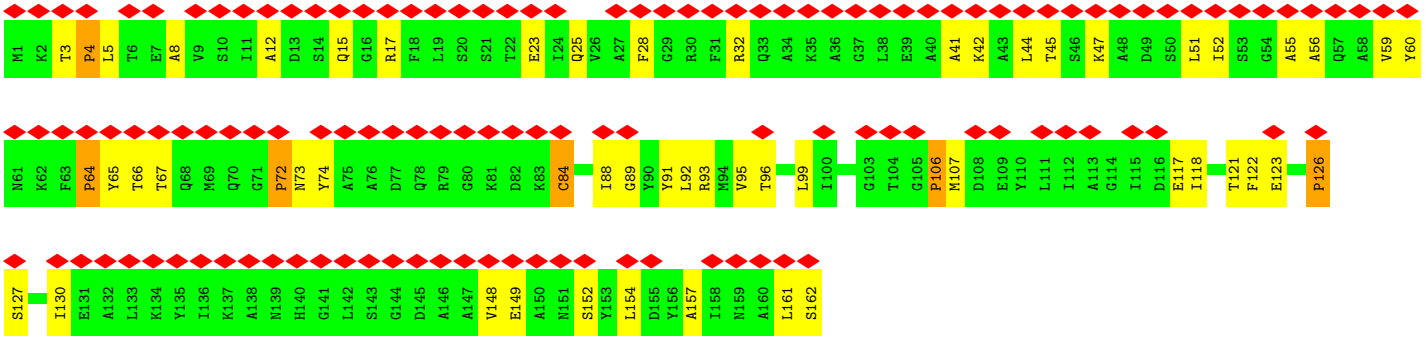

• Molecule 31: C-phycocyanin alpha subunit

Chain j5:



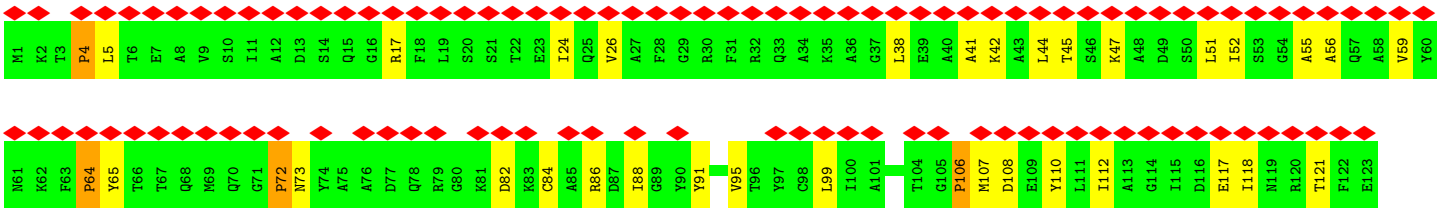

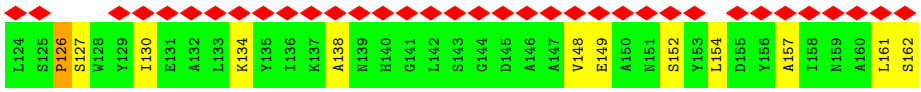

• Molecule 31: C-phycocyanin alpha subunit

Chain l5:

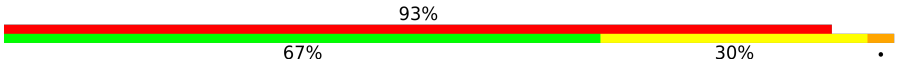

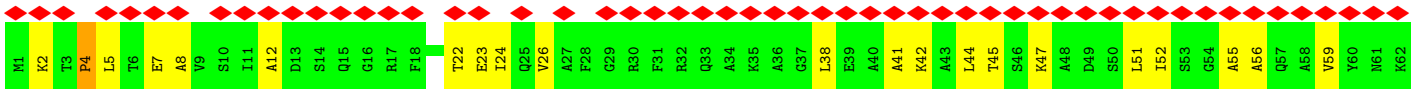

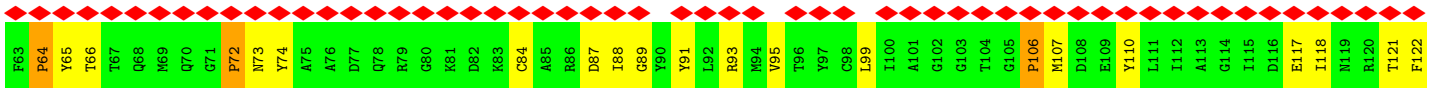

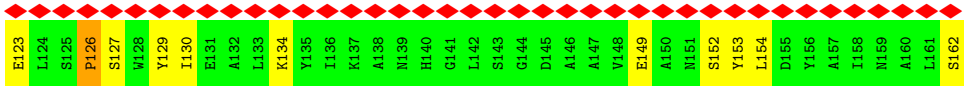

• Molecule 31: C-phycocyanin alpha subunit

Chain b6:



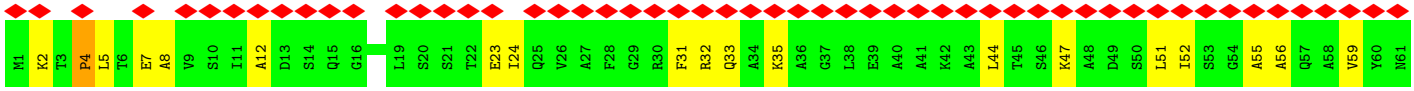

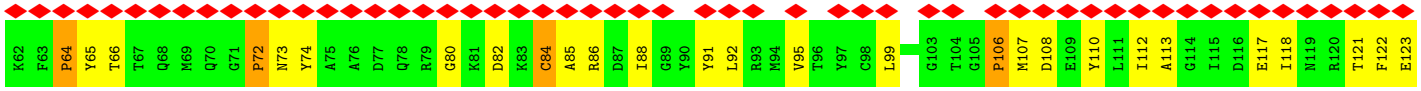

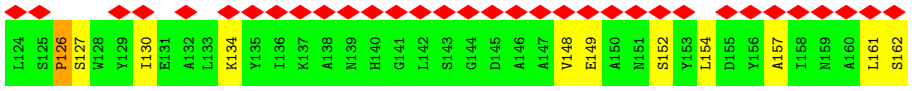

• Molecule 31: C-phycocyanin alpha subunit

Chain d6:

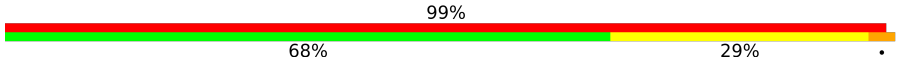

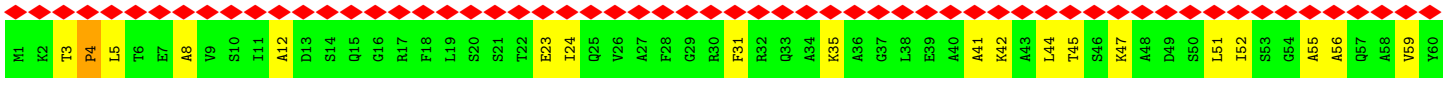

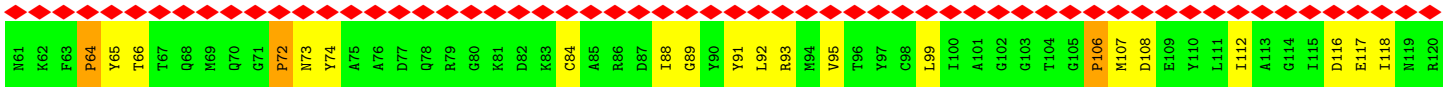

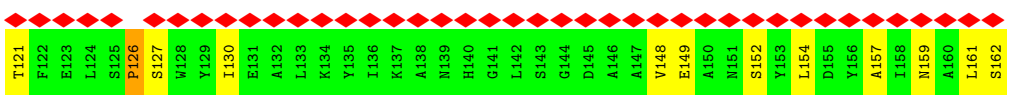

• Molecule 31: C-phycocyanin alpha subunit

Chain f6:

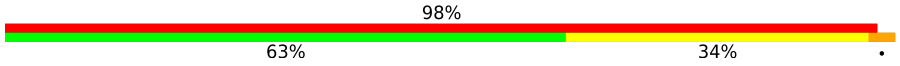



• Molecule 31: C-phycocyanin alpha subunit

Chain h6:

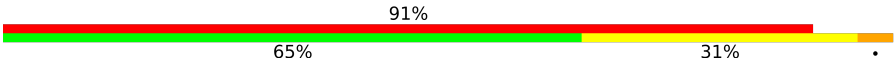

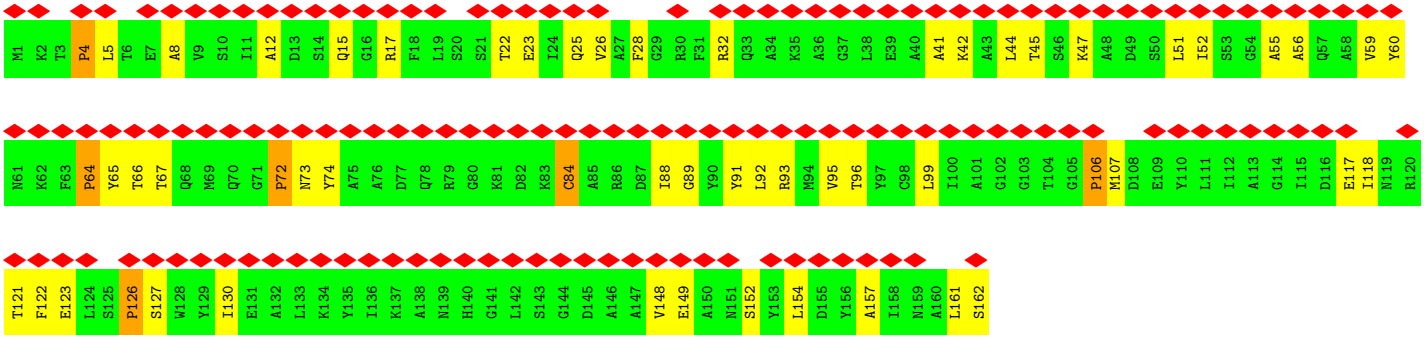

• Molecule 31: C-phycocyanin alpha subunit

Chain j6:

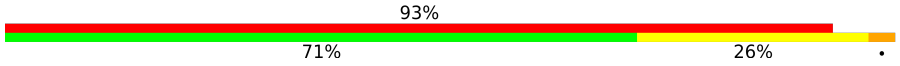

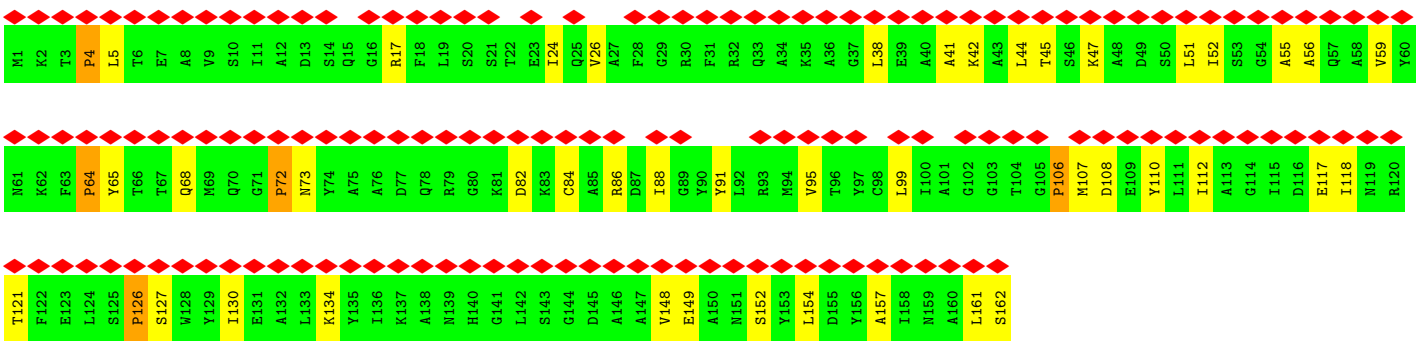

• Molecule 31: C-phycocyanin alpha subunit

Chain l6:



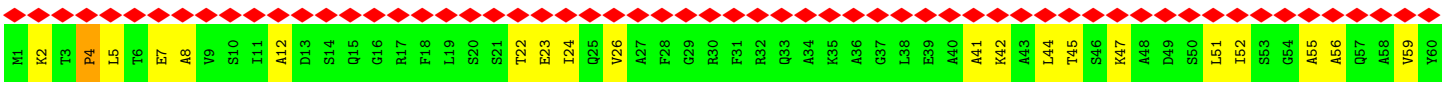

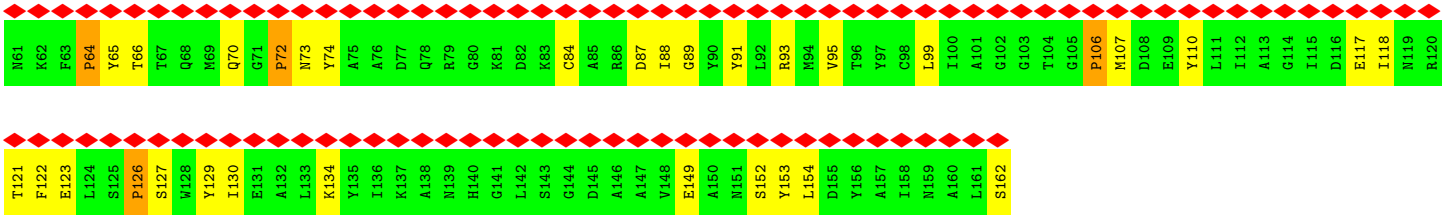

• Molecule 31: C-phycocyanin alpha subunit

Chain b7:

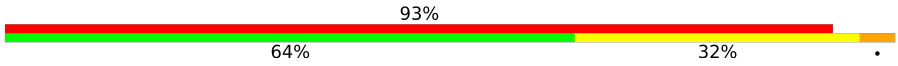

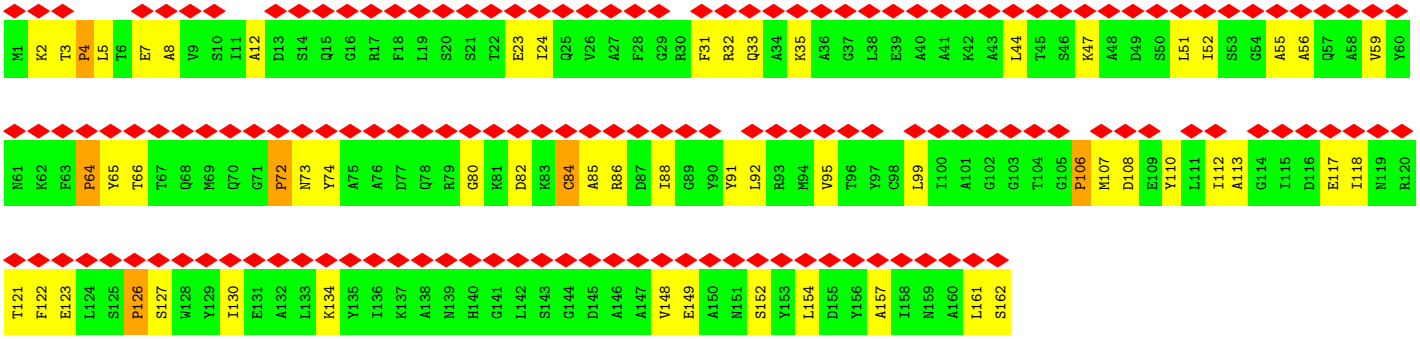

• Molecule 31: C-phycocyanin alpha subunit

Chain d7:

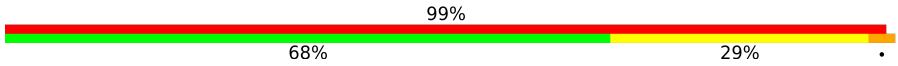

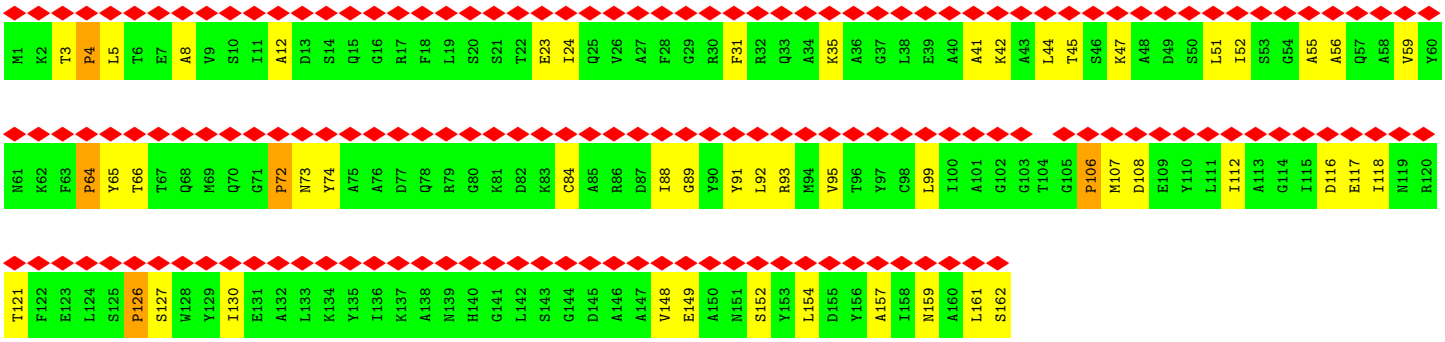

• Molecule 31: C-phycocyanin alpha subunit

Chain f7:



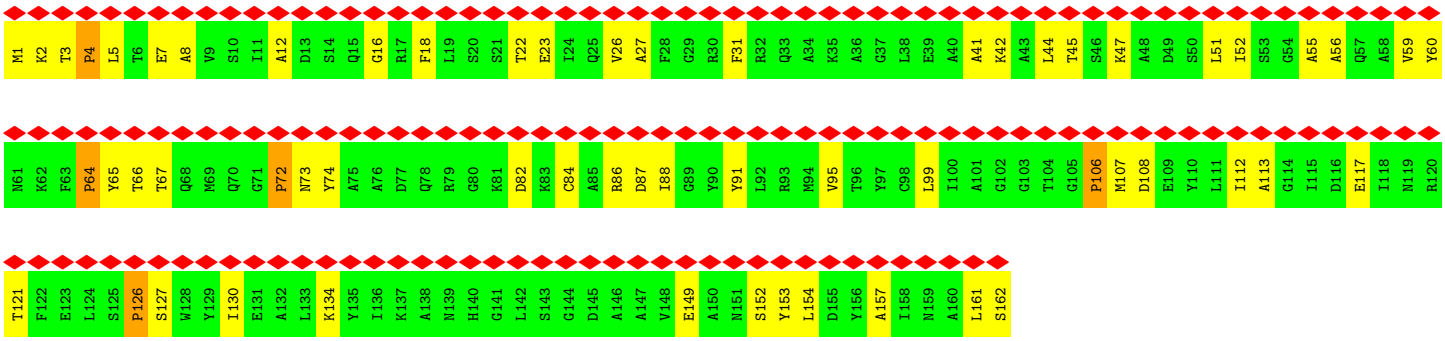

• Molecule 31: C-phycocyanin alpha subunit

Chain h7:

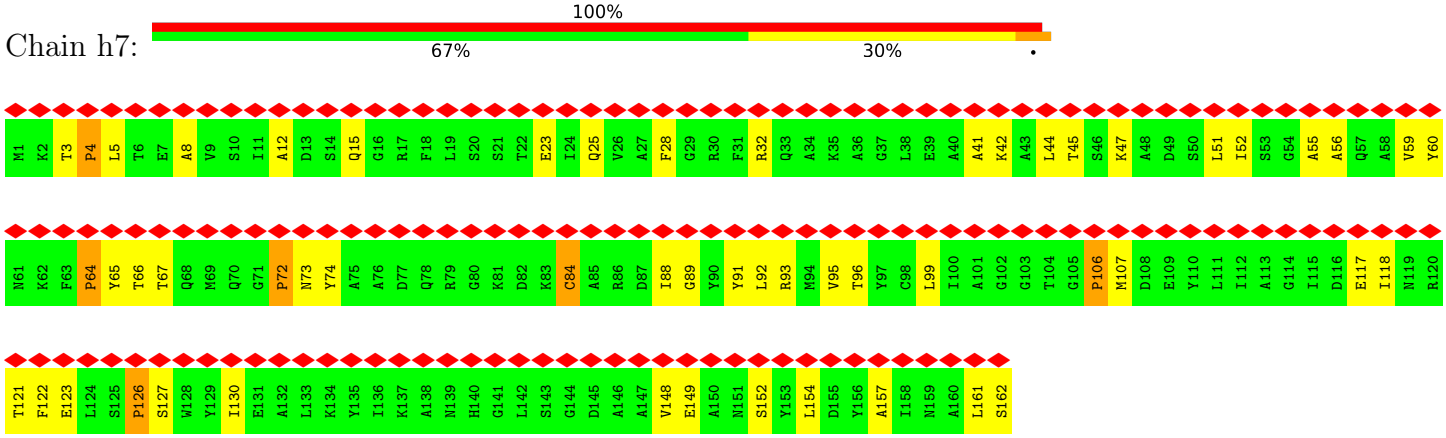

• Molecule 31: C-phycocyanin alpha subunit

Chain j7:

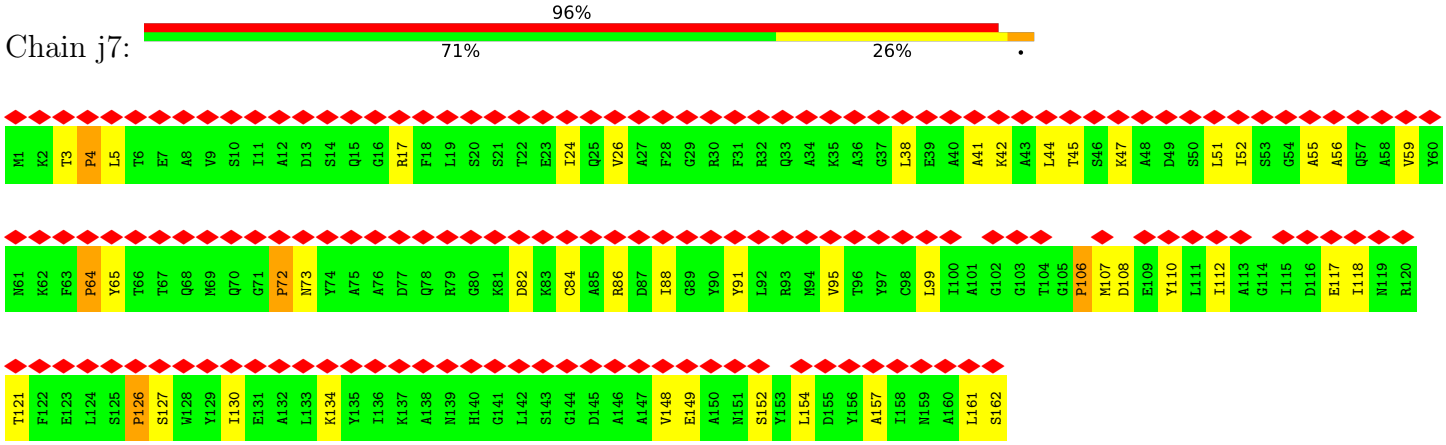

• Molecule 31: C-phycocyanin alpha subunit

Chain l7:

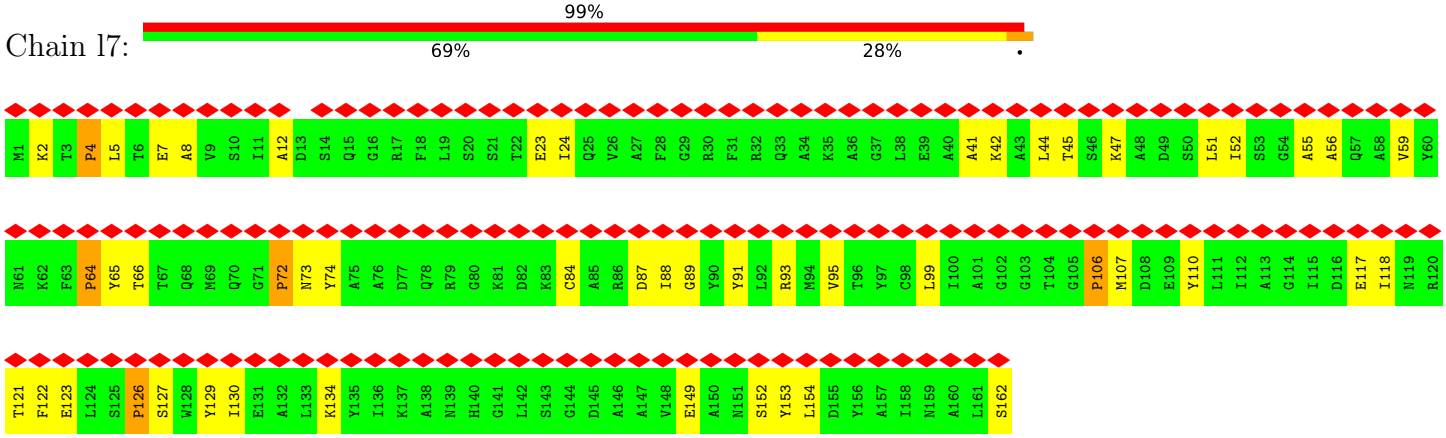

• Molecule 31: C-phycocyanin alpha subunit

Chain b8:

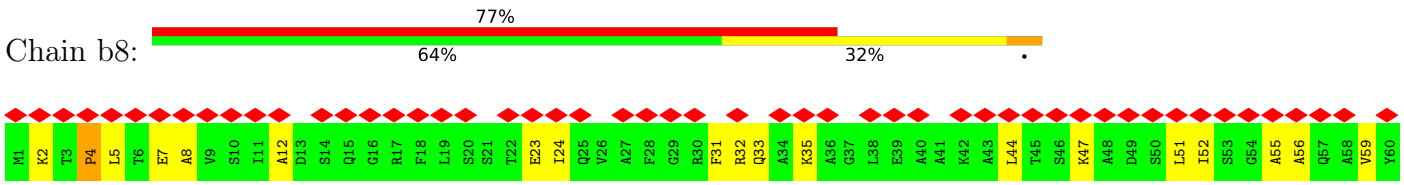

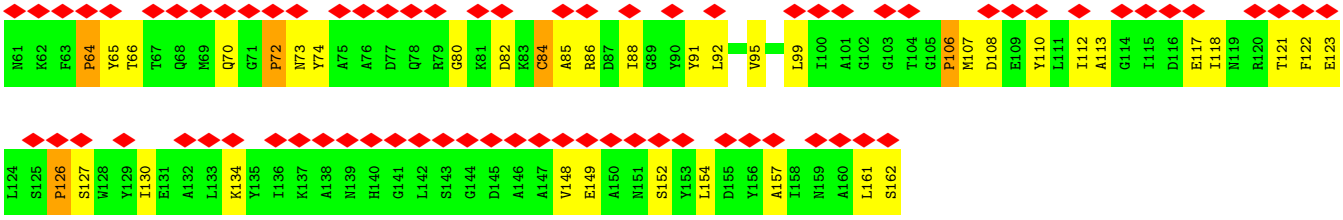

• Molecule 31: C-phycocyanin alpha subunit

Chain d8:



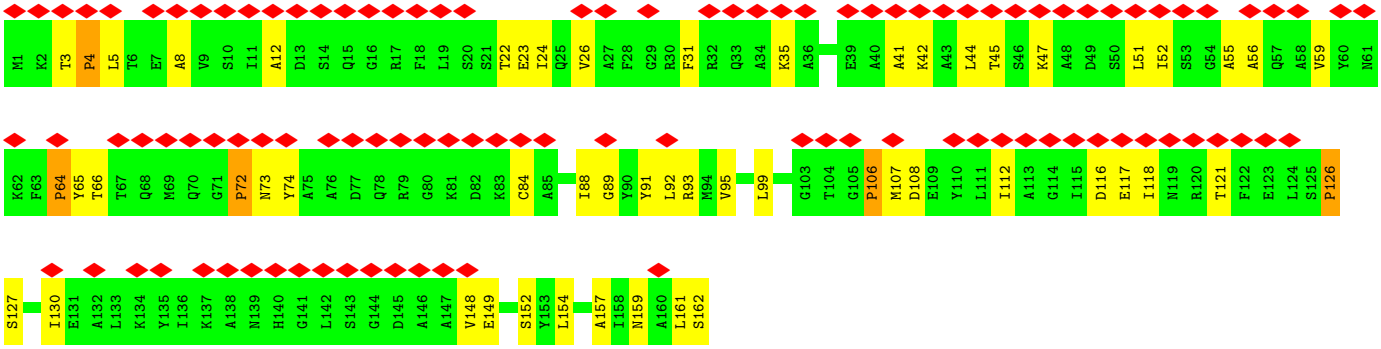

• Molecule 31: C-phycocyanin alpha subunit

Chain f8:



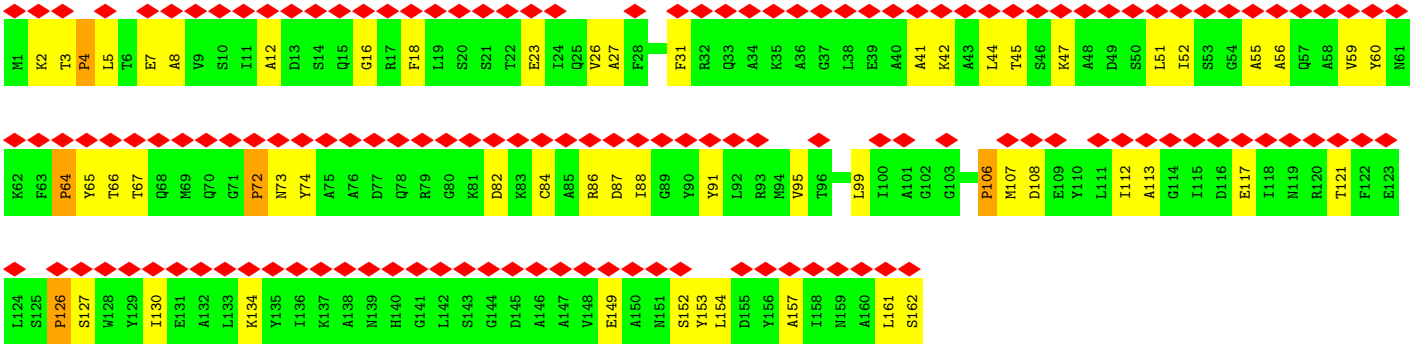

• Molecule 31: C-phycocyanin alpha subunit

Chain h8:



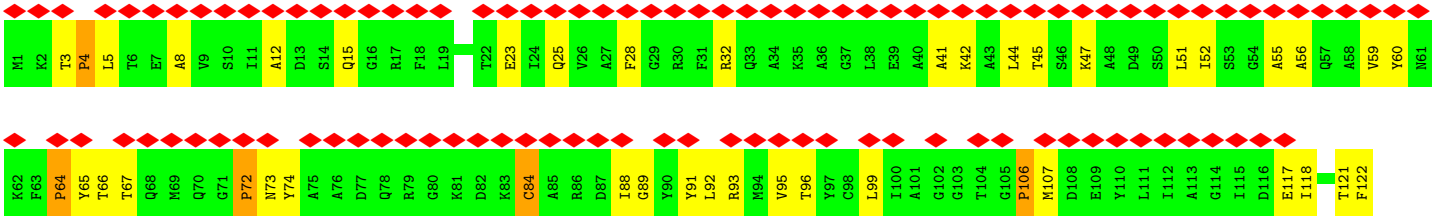

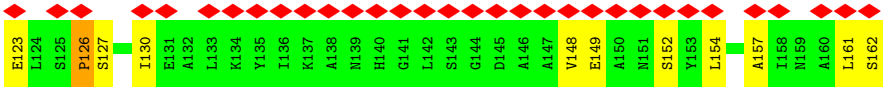

• Molecule 31: C-phycocyanin alpha subunit

Chain j8:



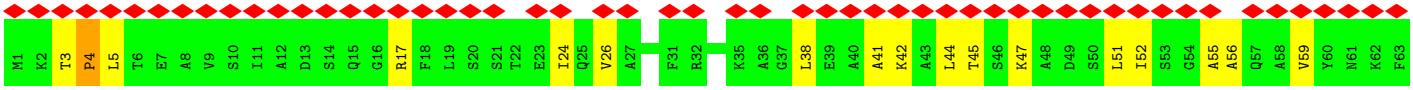

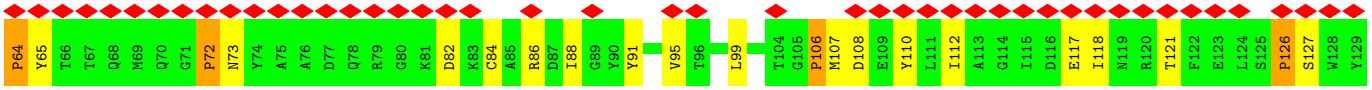

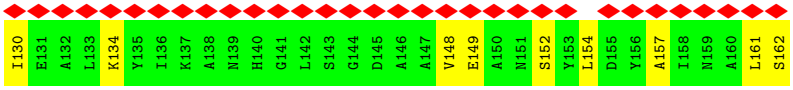

• Molecule 31: C-phycocyanin alpha subunit

Chain l8:



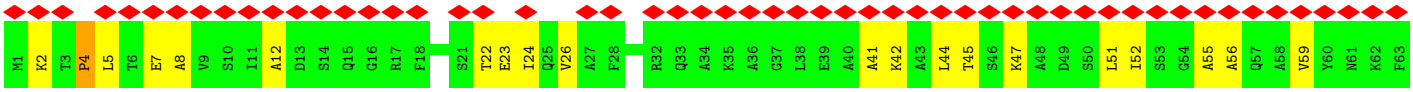

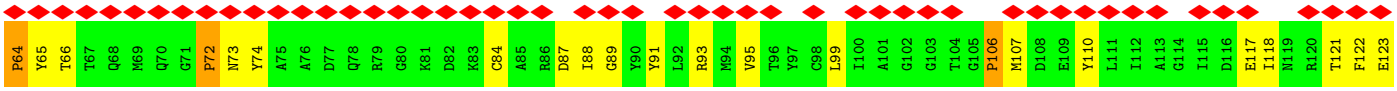

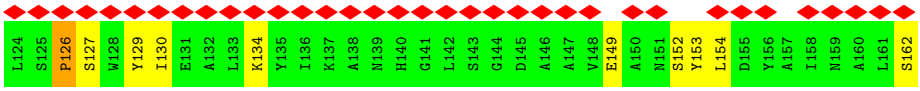

• Molecule 31: C-phycocyanin alpha subunit

Chain b9:



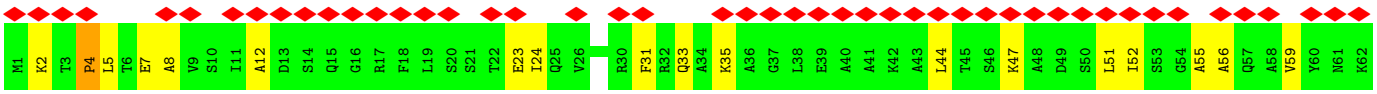

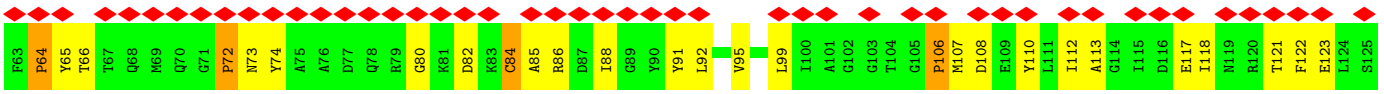

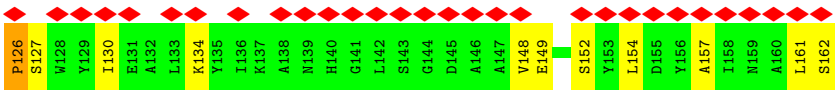

• Molecule 31: C-phycocyanin alpha subunit

Chain d9:

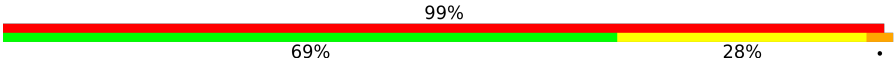

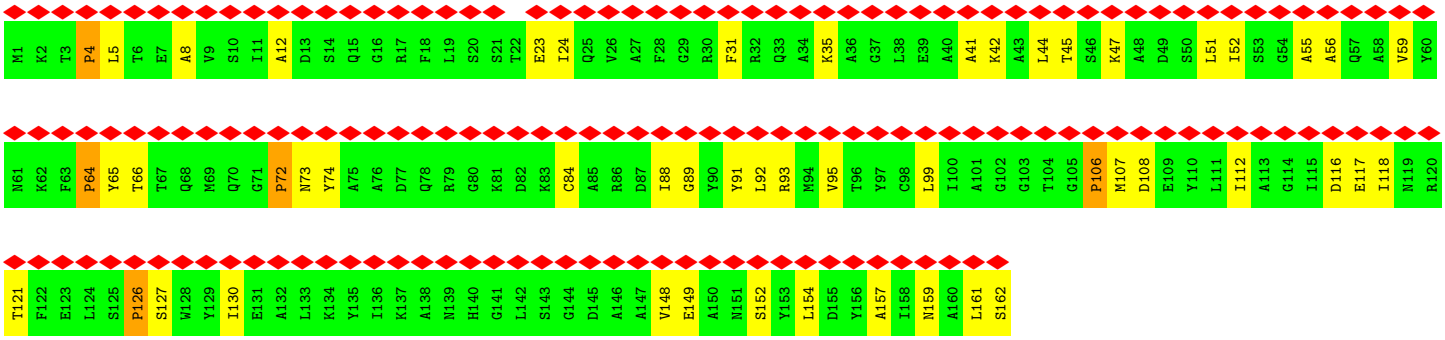

• Molecule 31: C-phycocyanin alpha subunit

Chain f9:

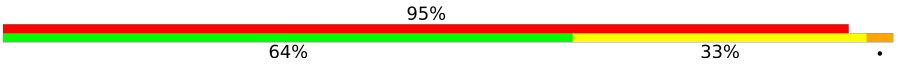

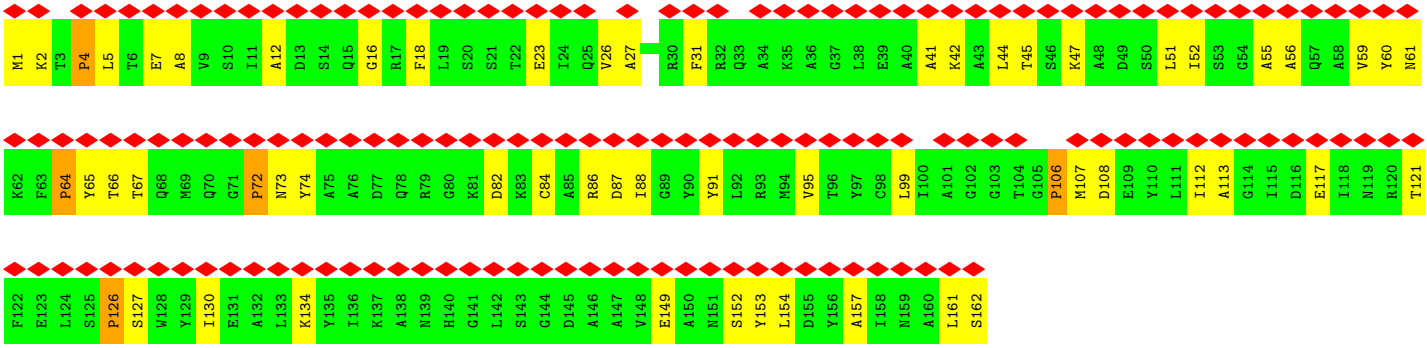

• Molecule 31: C-phycocyanin alpha subunit

Chain h9:

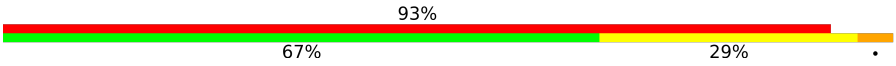

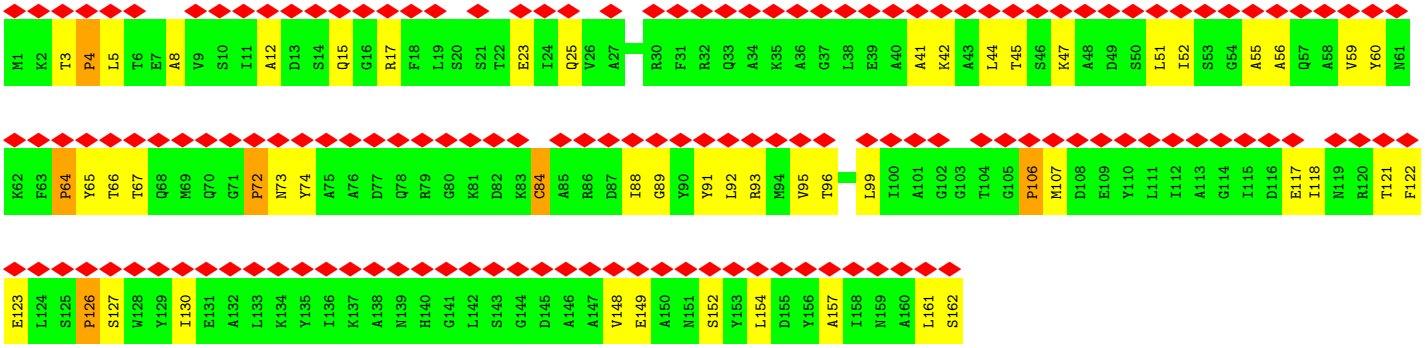

• Molecule 31: C-phycocyanin alpha subunit

Chain j9:



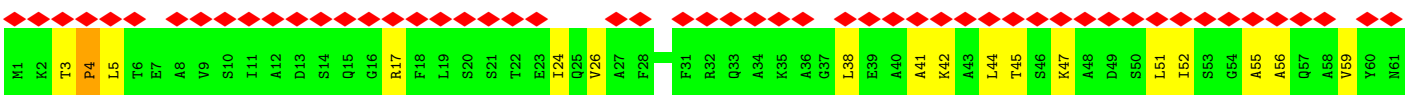

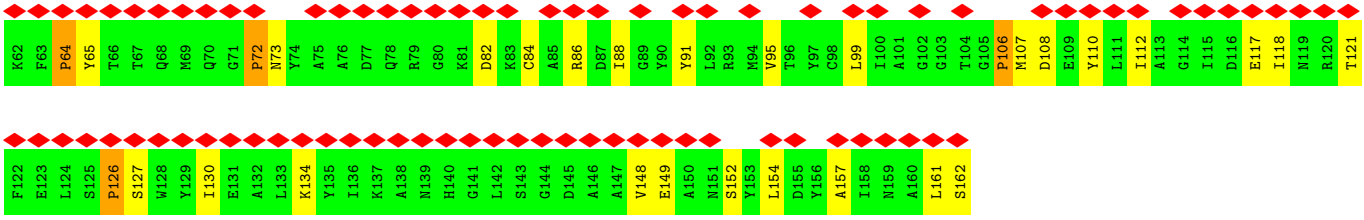

• Molecule 31: C-phycocyanin alpha subunit

Chain l9:



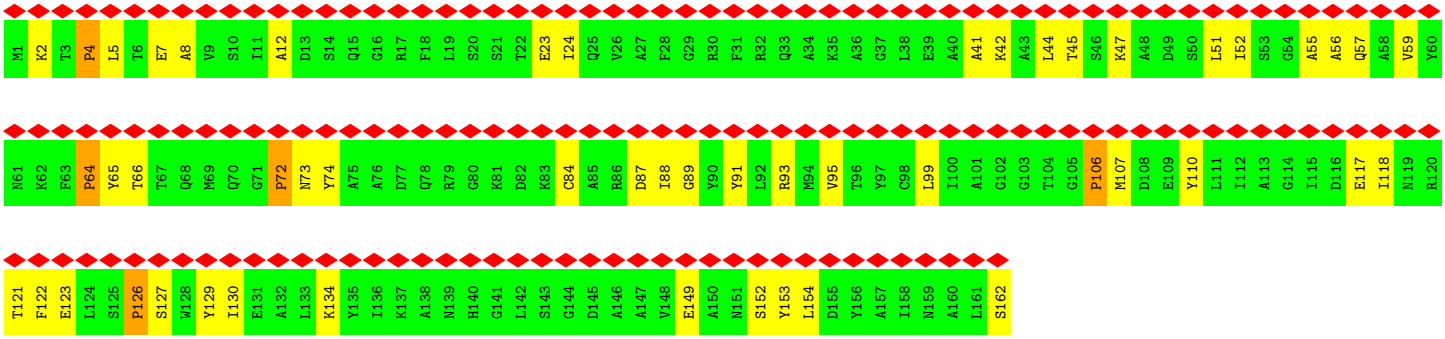

• Molecule 31: C-phycocyanin alpha subunit

Chain bA:

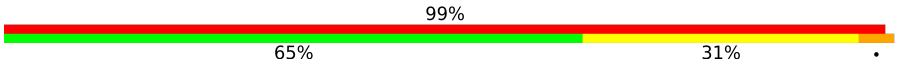

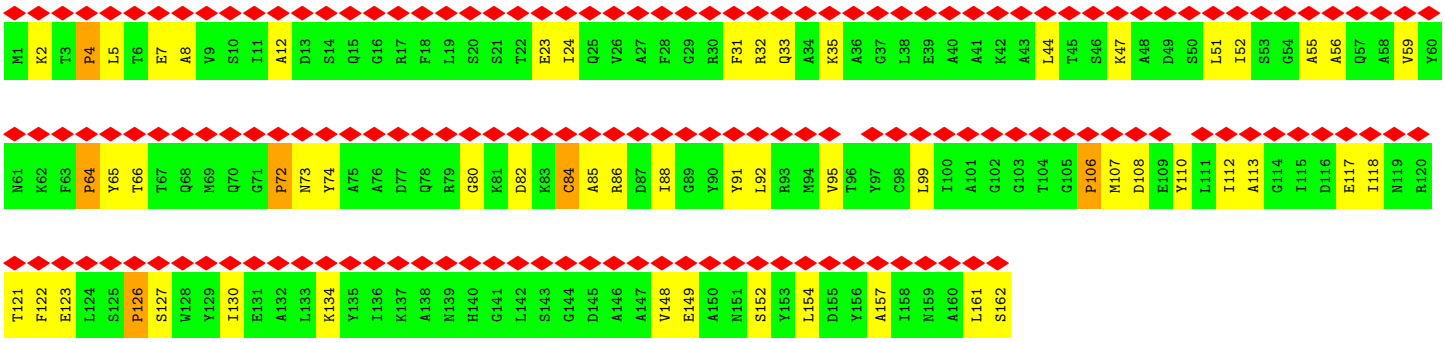

• Molecule 31: C-phycocyanin alpha subunit

Chain dA:

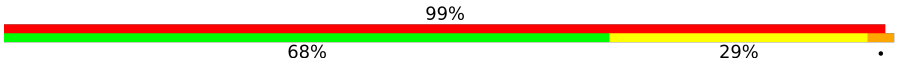

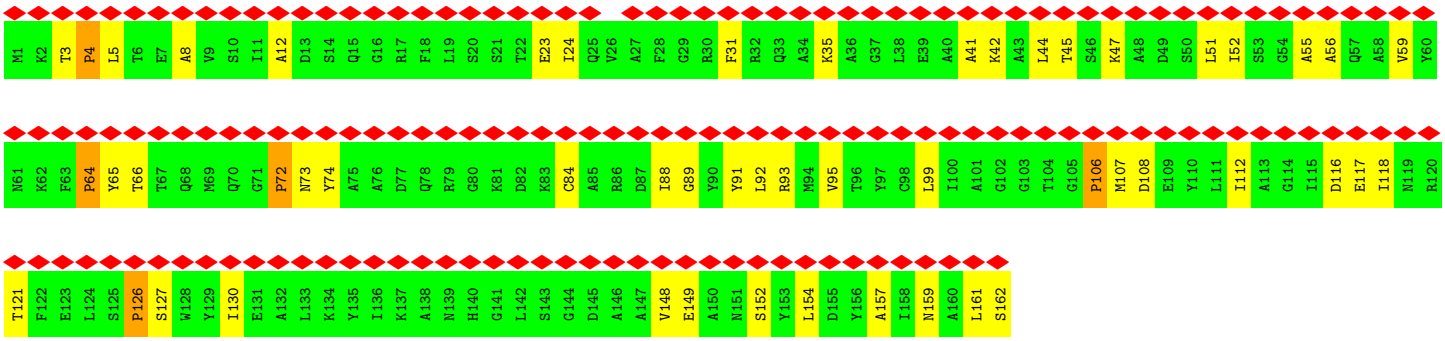

• Molecule 31: C-phycocyanin alpha subunit

Chain fA:

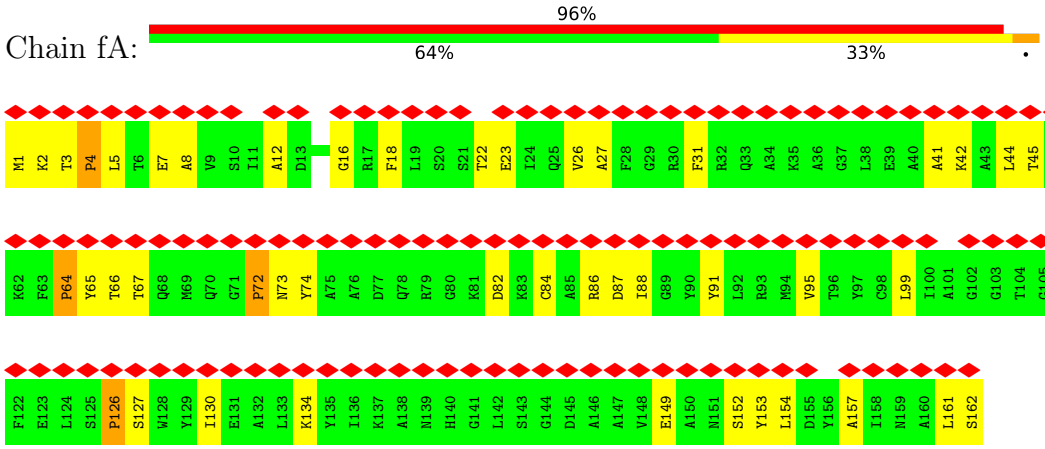

• Molecule 31: C-phycocyanin alpha subunit

Chain hA:

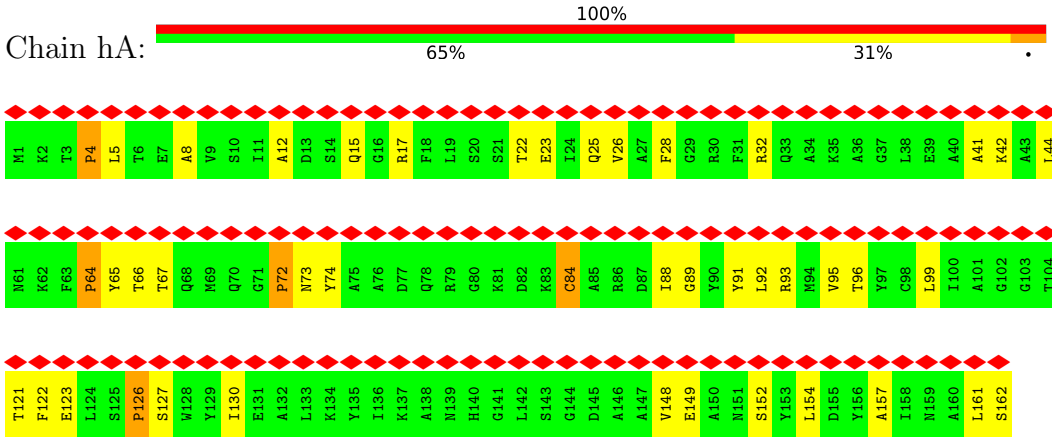

• Molecule 31: C-phycocyanin alpha subunit

Chain jA:

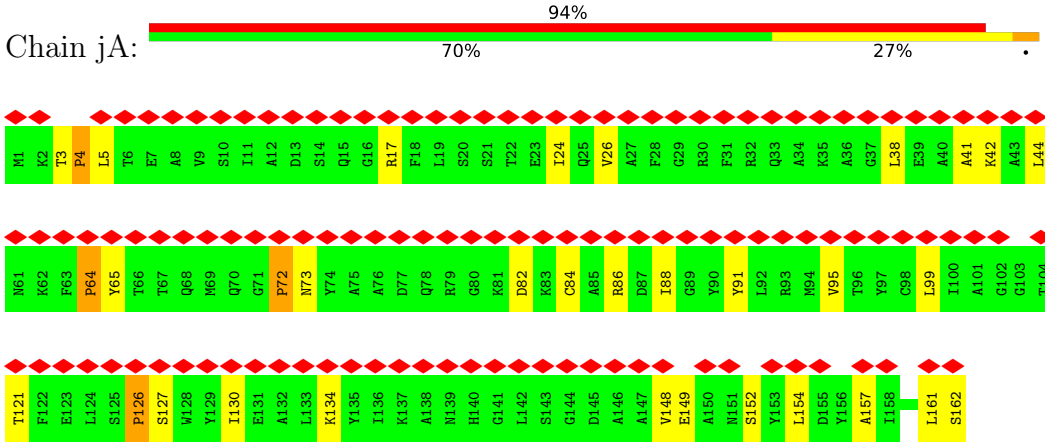

• Molecule 31: C-phycocyanin alpha subunit

Chain lA:



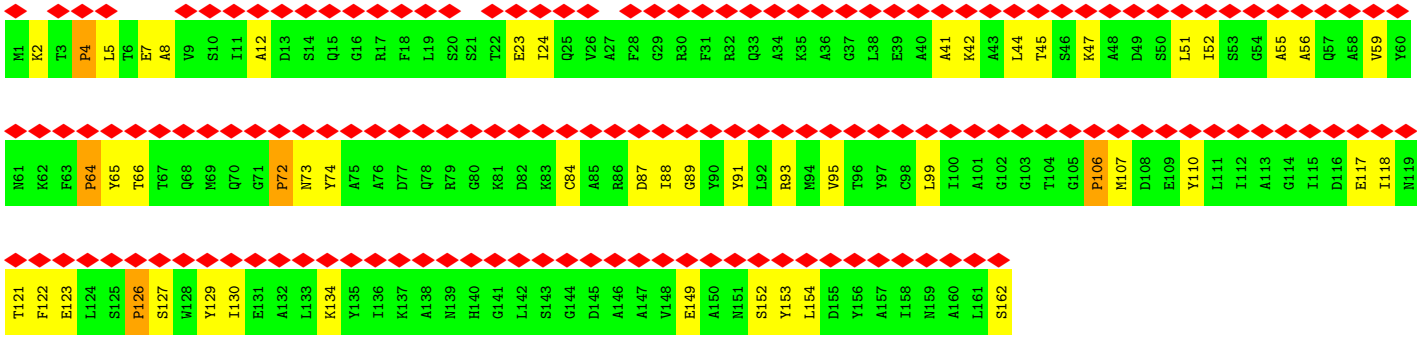

• Molecule 31: C-phycocyanin alpha subunit

Chain bC:

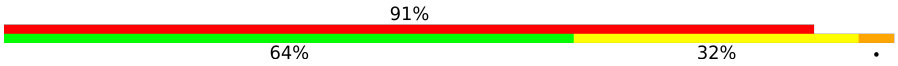



• Molecule 31: C-phycocyanin alpha subunit

Chain dC:

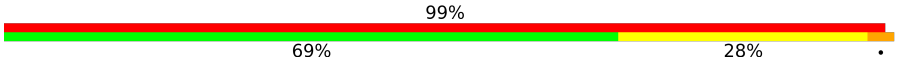

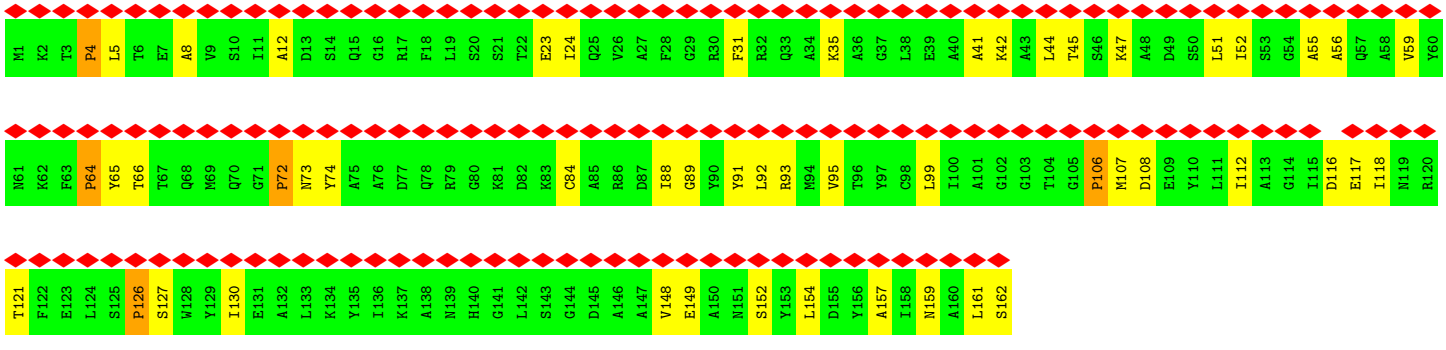

• Molecule 31: C-phycocyanin alpha subunit

Chain fC:

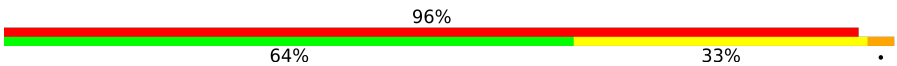

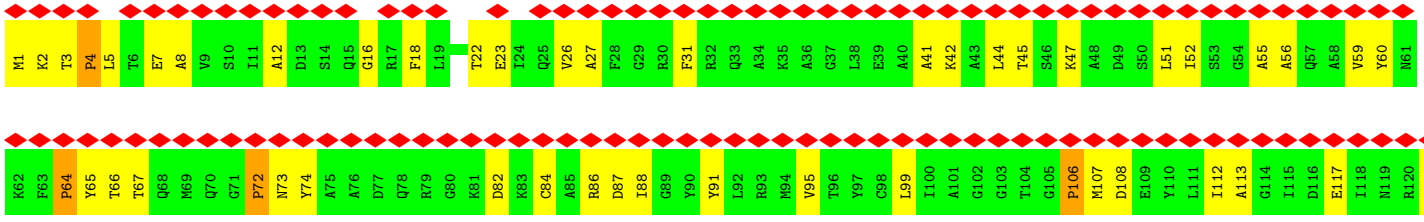

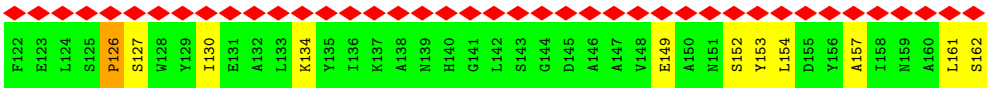

• Molecule 31: C-phycocyanin alpha subunit

Chain hC:

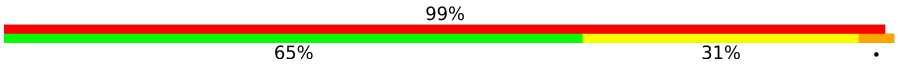

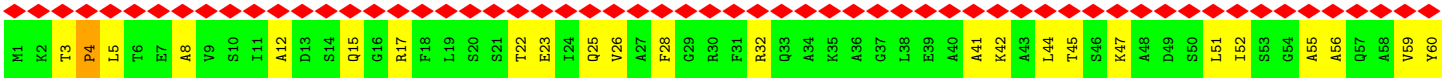

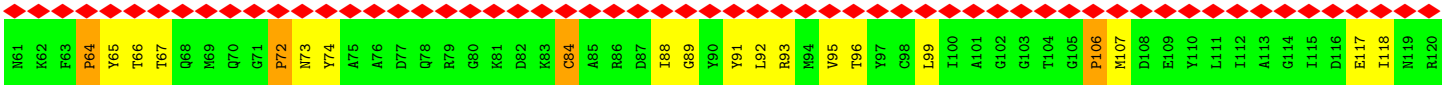

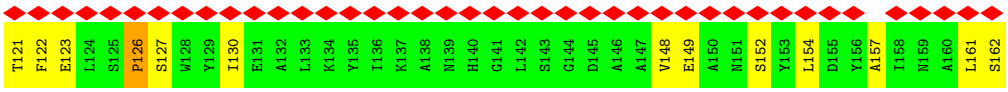

• Molecule 31: C-phycocyanin alpha subunit

Chain jC:

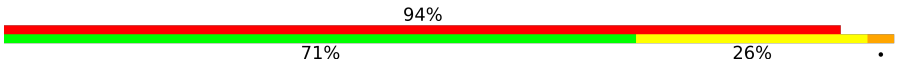

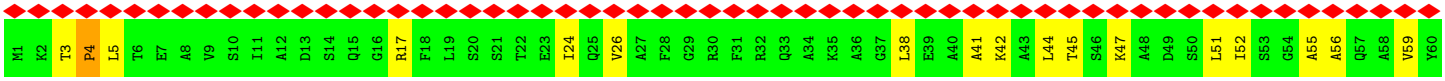

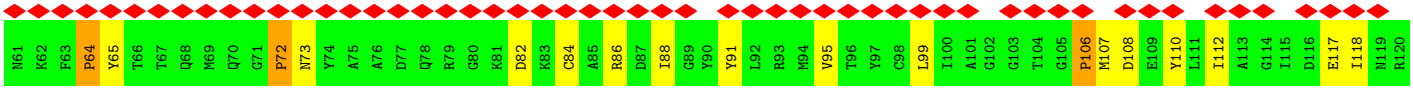

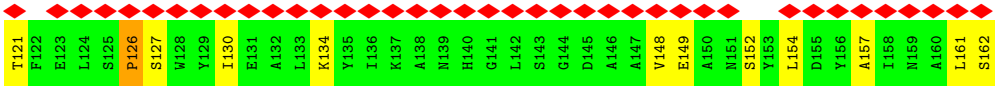

• Molecule 31: C-phycocyanin alpha subunit

Chain lC:

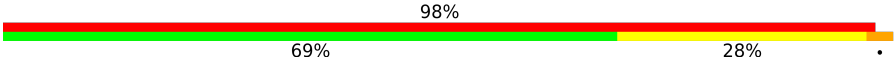

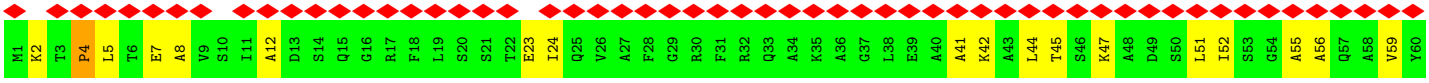

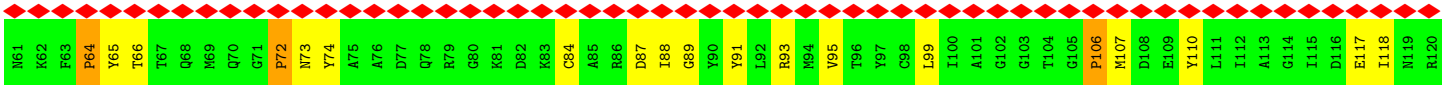

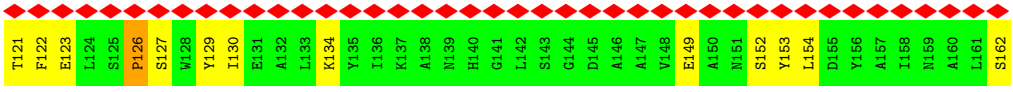

• Molecule 31: C-phycocyanin alpha subunit

Chain bH:

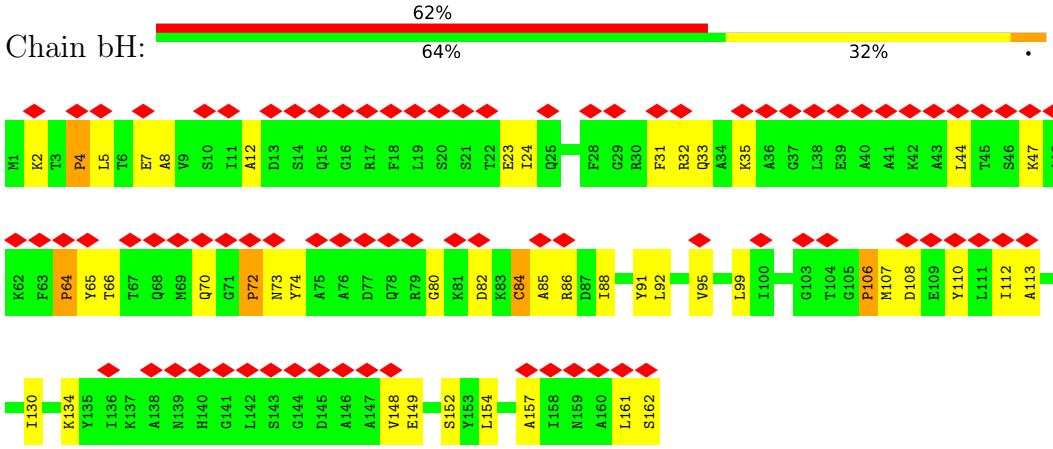

• Molecule 31: C-phycocyanin alpha subunit

Chain dH:

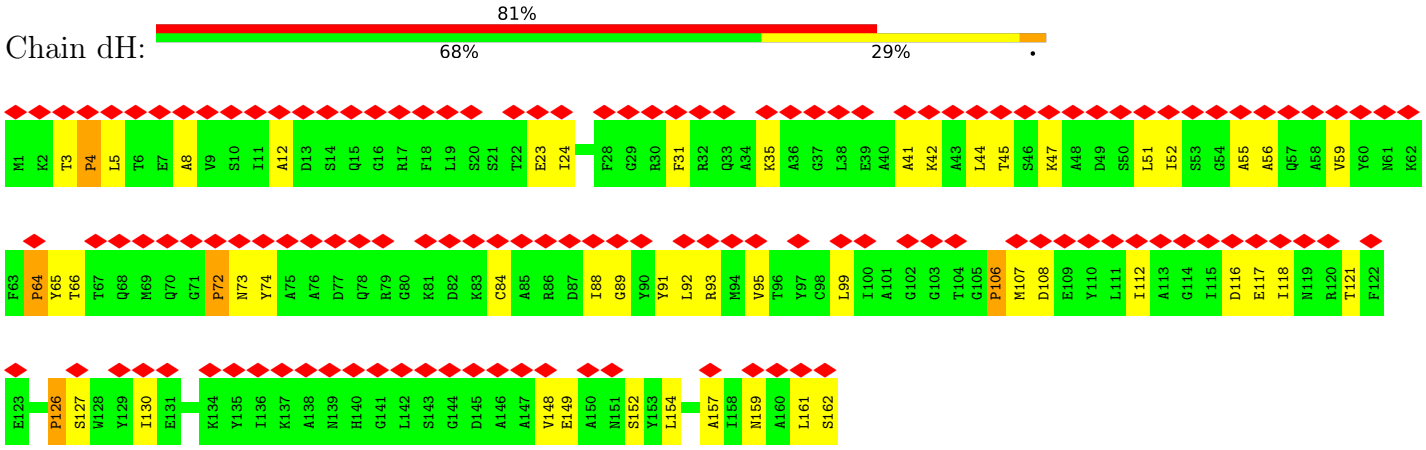

• Molecule 31: C-phycocyanin alpha subunit

Chain fH:

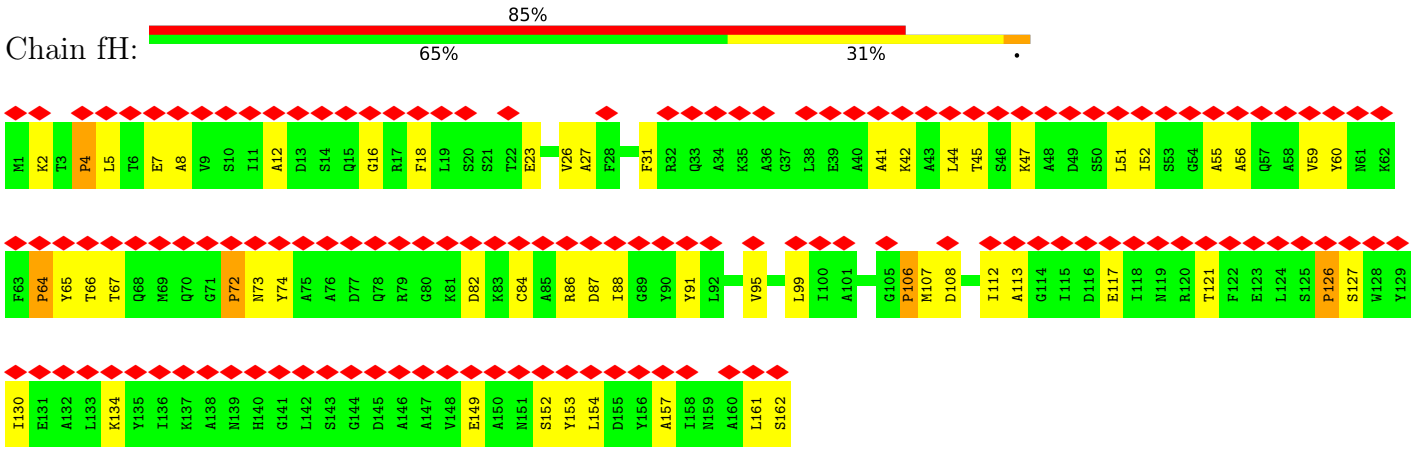

• Molecule 31: C-phycocyanin alpha subunit

Chain hH:

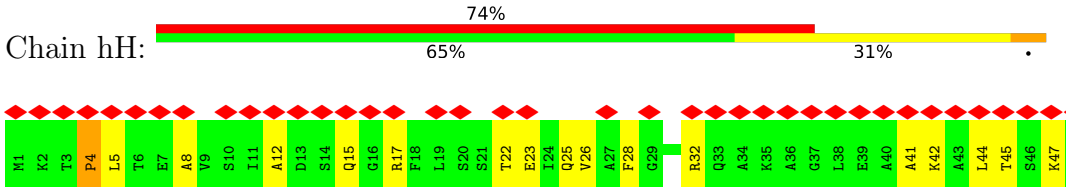

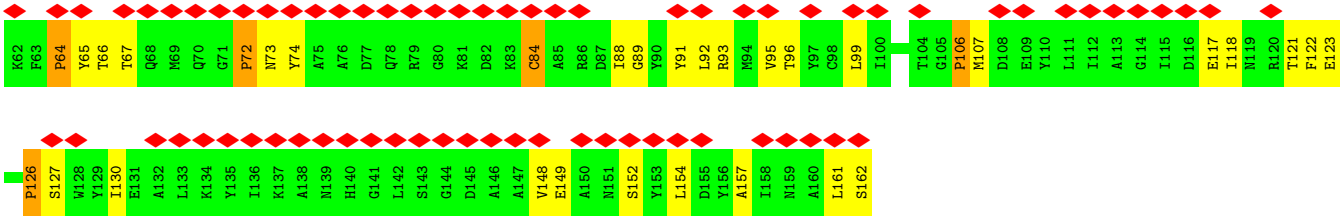

• Molecule 31: C-phycocyanin alpha subunit

Chain jH:



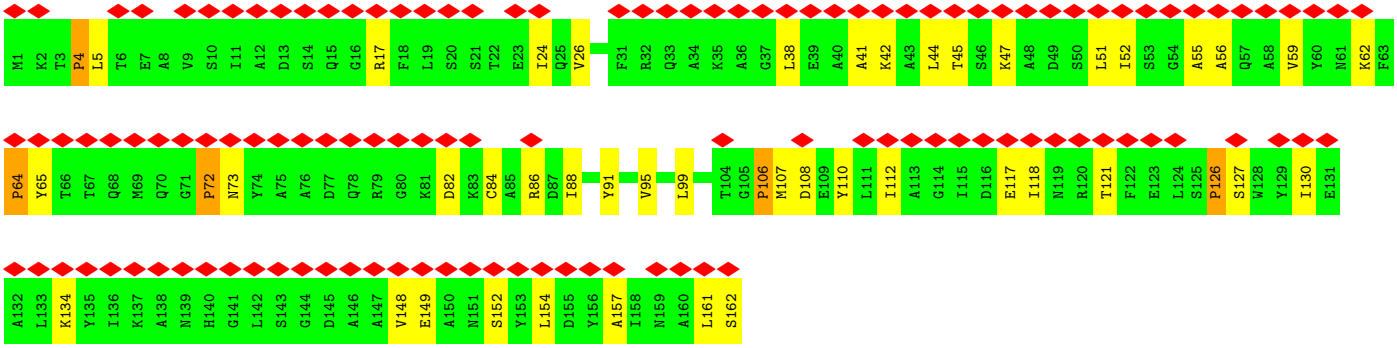

• Molecule 31: C-phycocyanin alpha subunit

Chain lH:

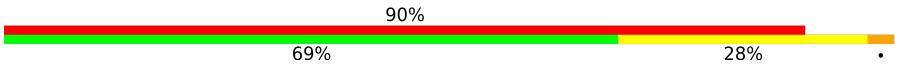

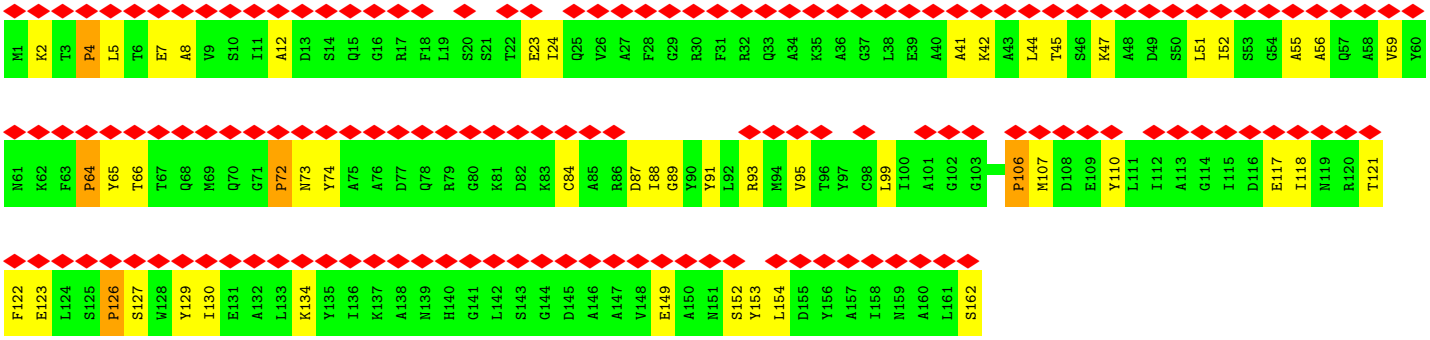

• Molecule 31: C-phycocyanin alpha subunit

Chain bI:



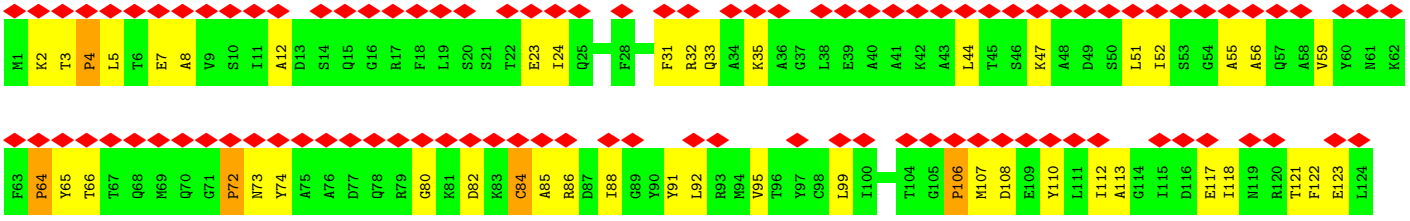

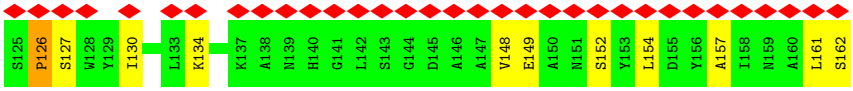

• Molecule 31: C-phycocyanin alpha subunit

Chain dI:

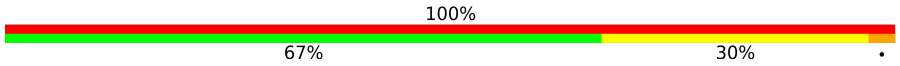

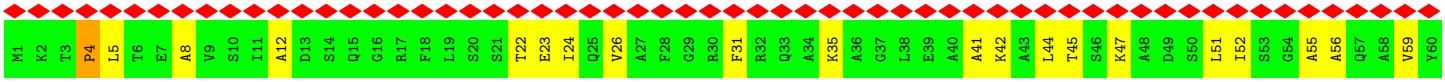

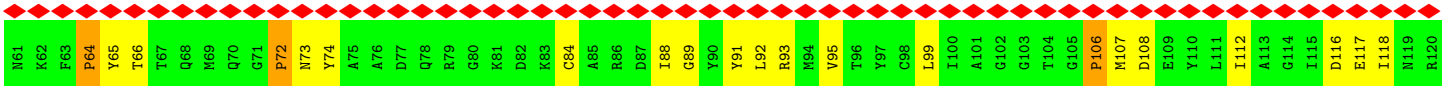

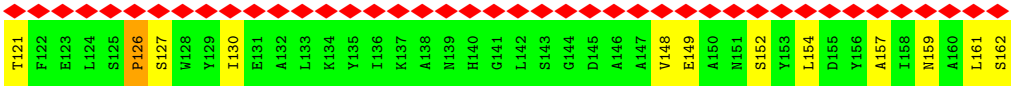

• Molecule 31: C-phycocyanin alpha subunit

Chain fI:

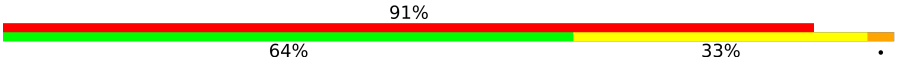

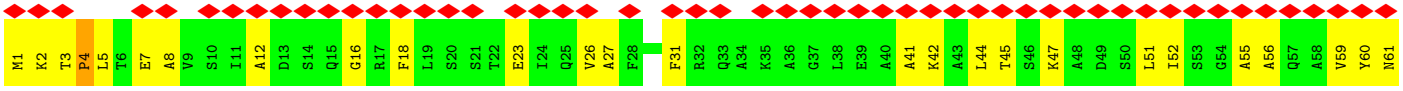

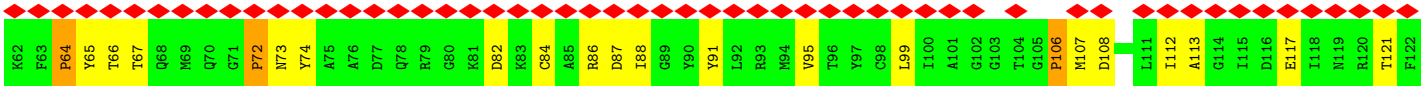

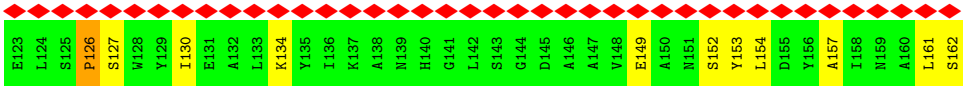

• Molecule 31: C-phycocyanin alpha subunit

Chain hI:

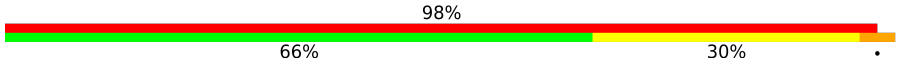

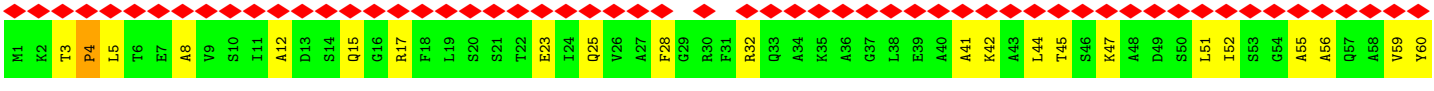

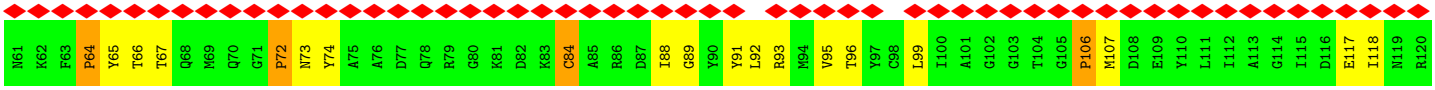

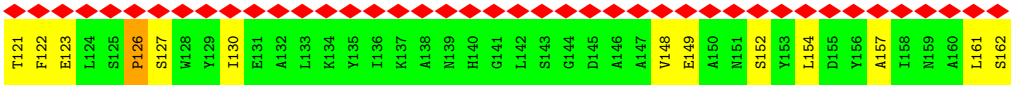

• Molecule 31: C-phycocyanin alpha subunit

Chain jI:

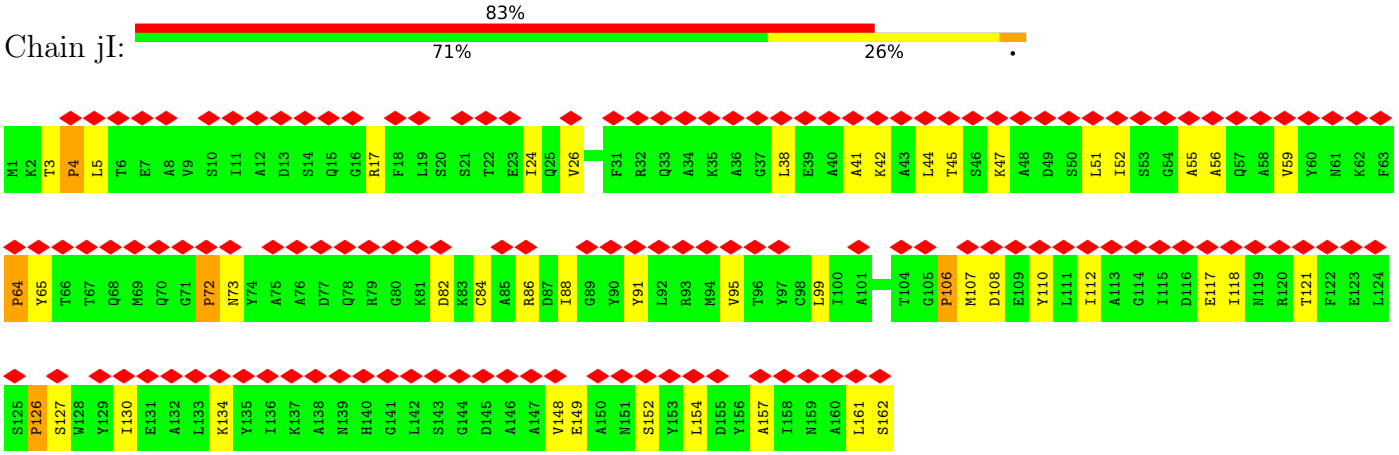

• Molecule 31: C-phycocyanin alpha subunit

Chain lI:

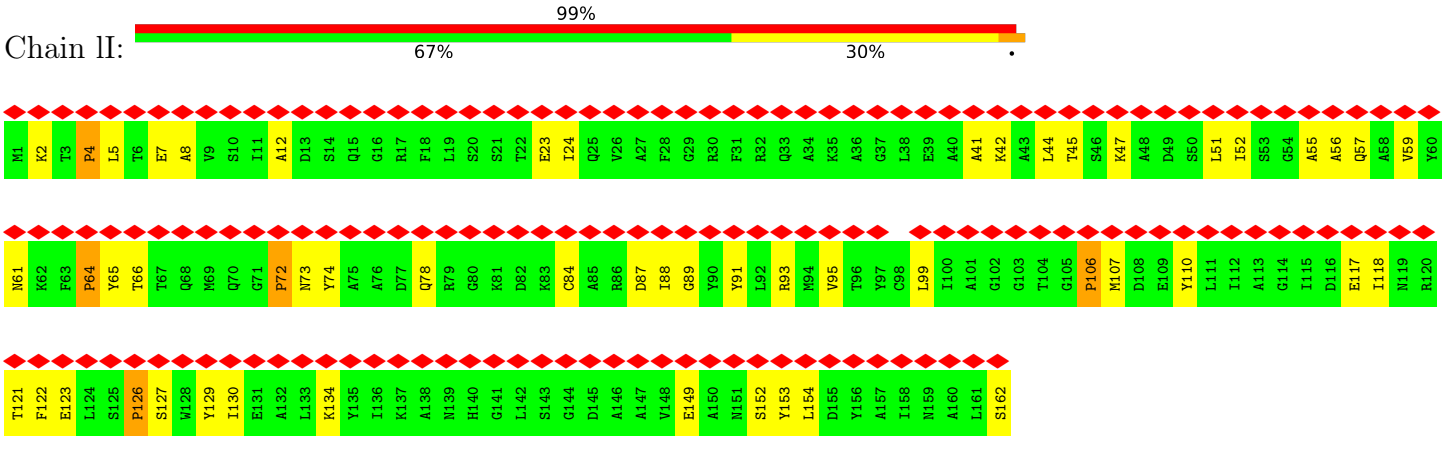

• Molecule 31: C-phycocyanin alpha subunit

Chain bJ:

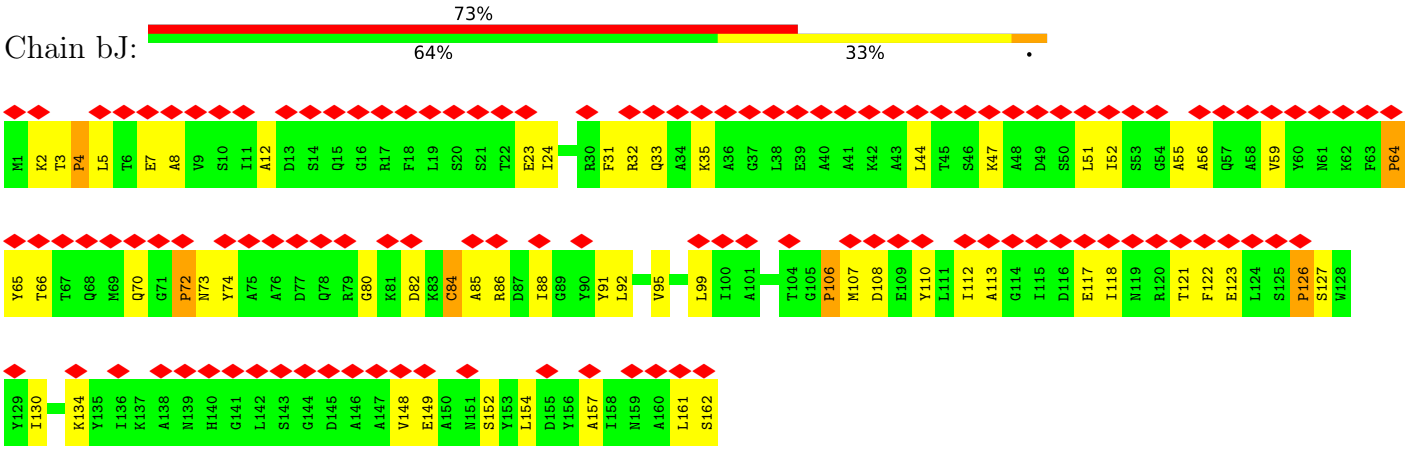

• Molecule 31: C-phycocyanin alpha subunit

Chain dJ:

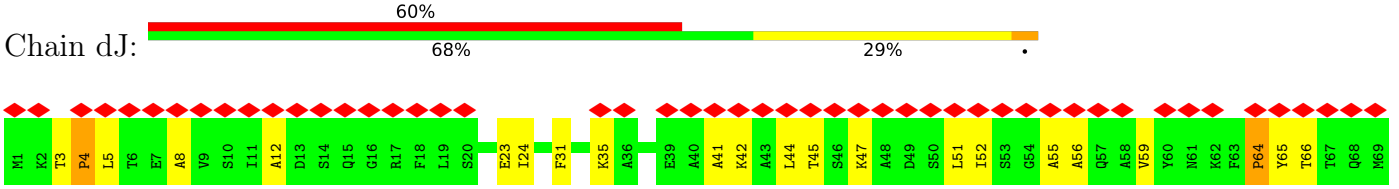

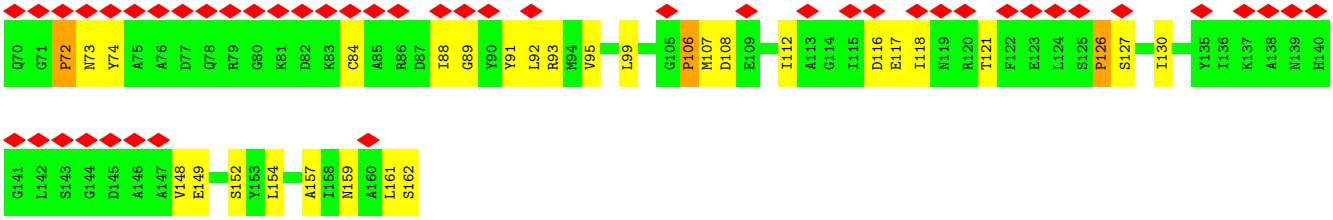

• Molecule 31: C-phycocyanin alpha subunit

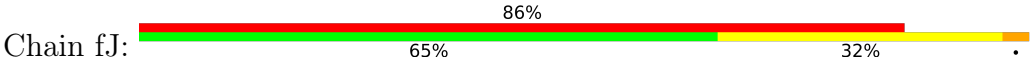

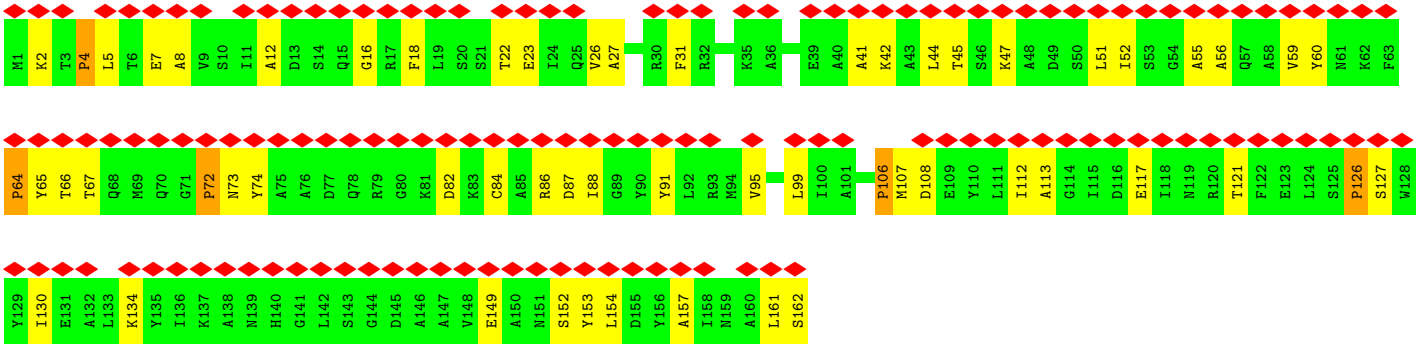

• Molecule 31: C-phycocyanin alpha subunit



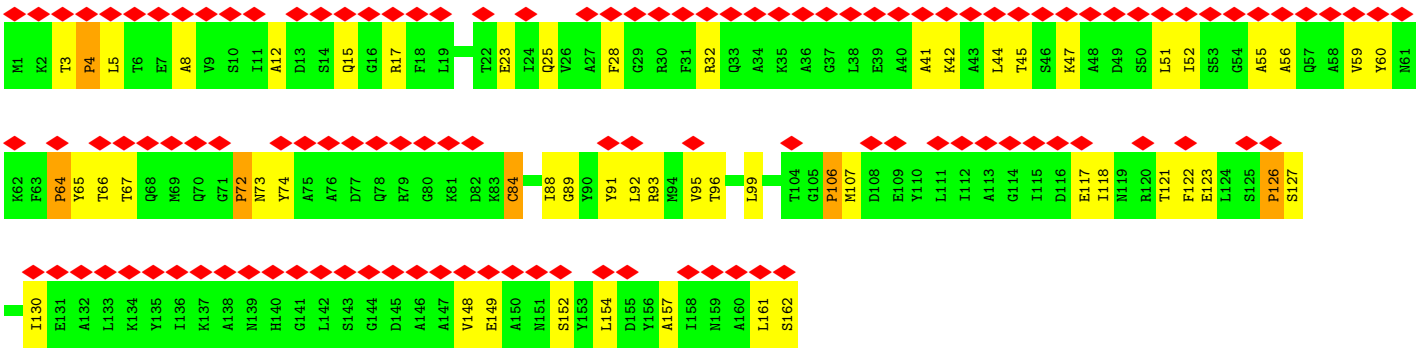

• Molecule 31: C-phycocyanin alpha subunit

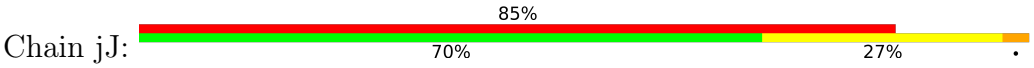

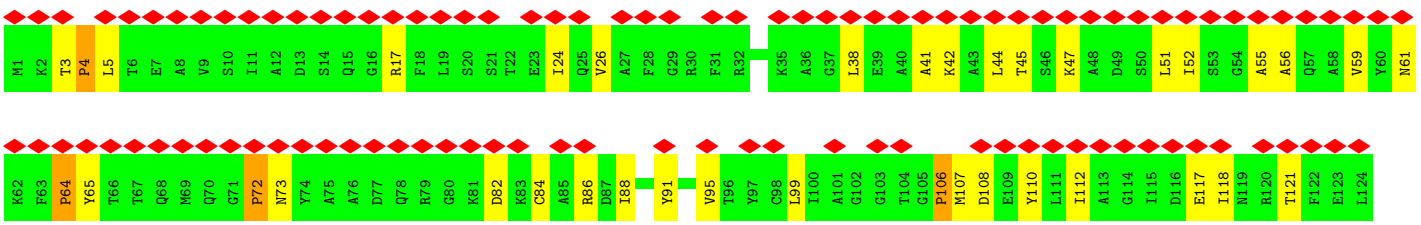



• Molecule 31: C-phycocyanin alpha subunit

Chain lJ:



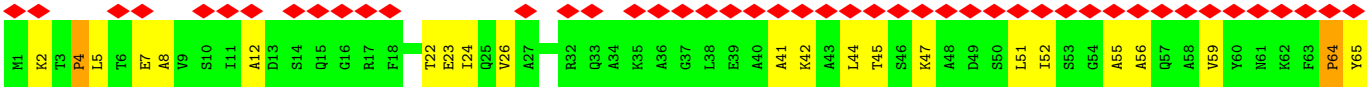

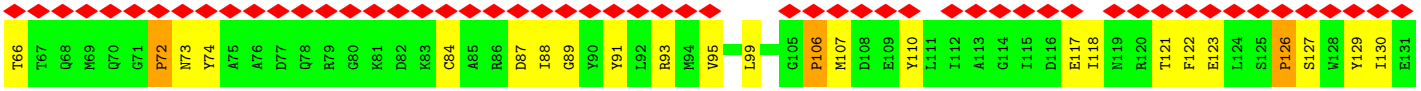

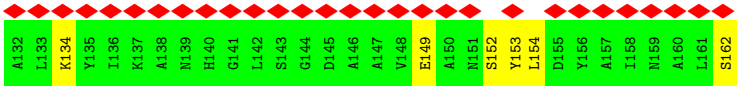

• Molecule 32: Phycocyanin beta subunit

Chain c2:

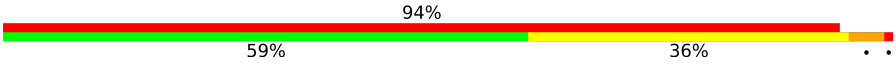

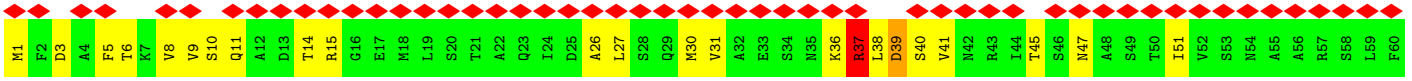

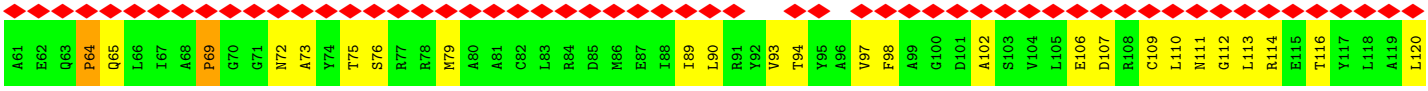

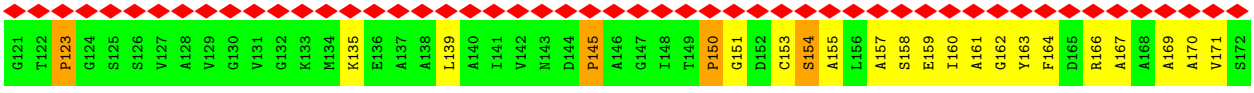

• Molecule 32: Phycocyanin beta subunit

Chain e2:

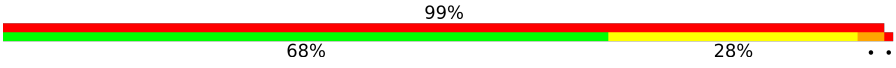

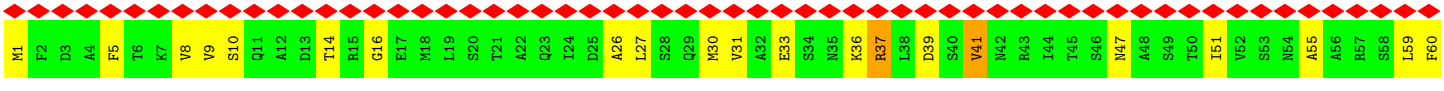

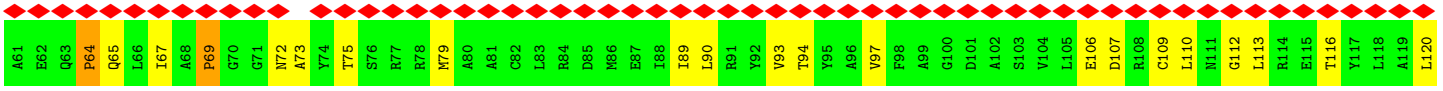

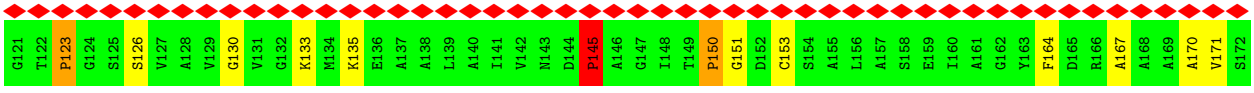

• Molecule 32: Phycocyanin beta subunit

Chain g2:

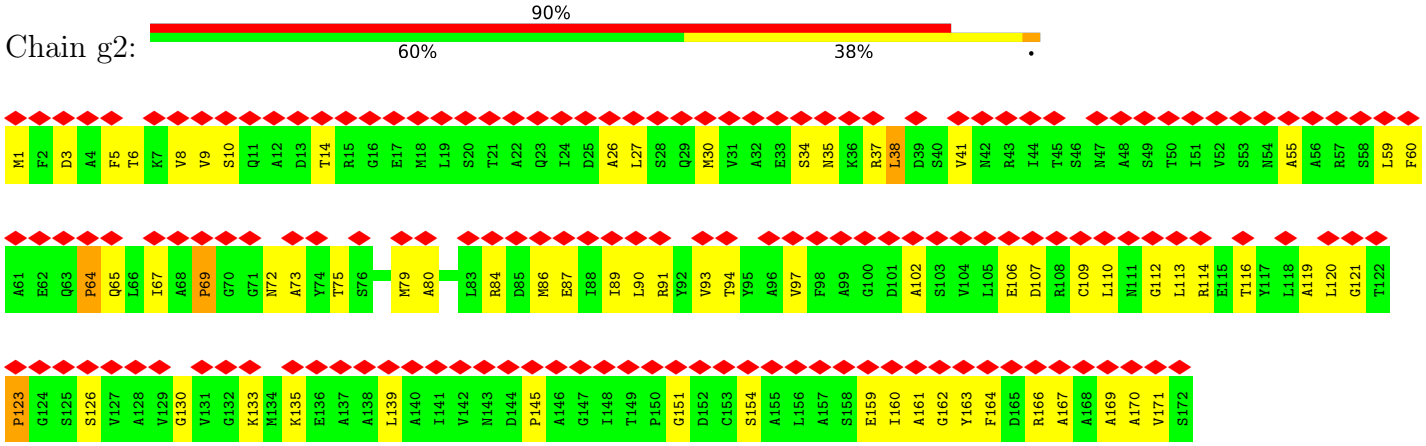

• Molecule 32: Phycocyanin beta subunit

Chain i2:

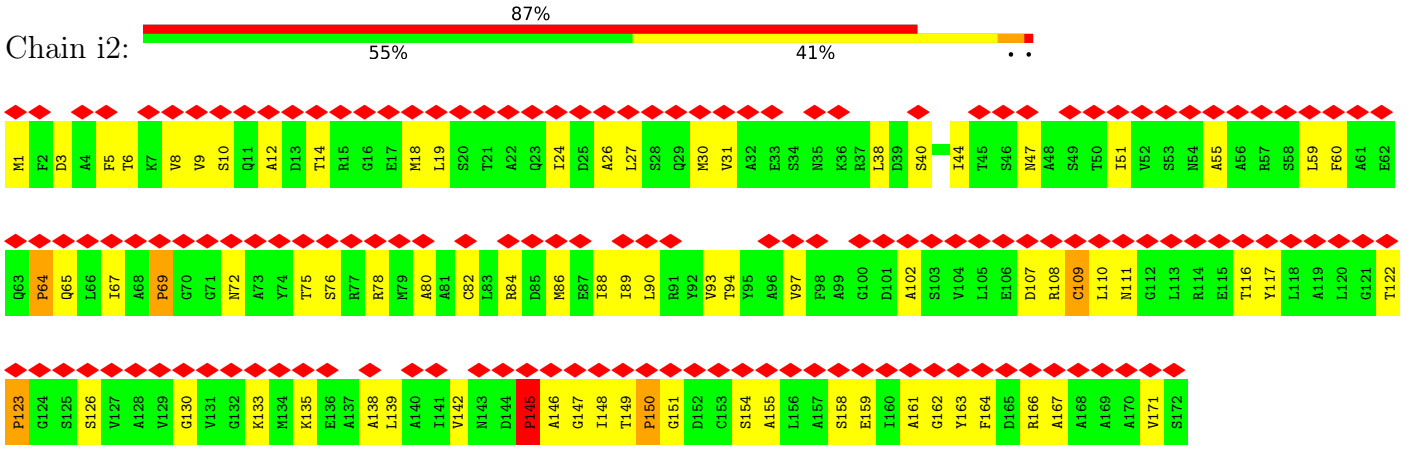

• Molecule 32: Phycocyanin beta subunit

Chain k2:

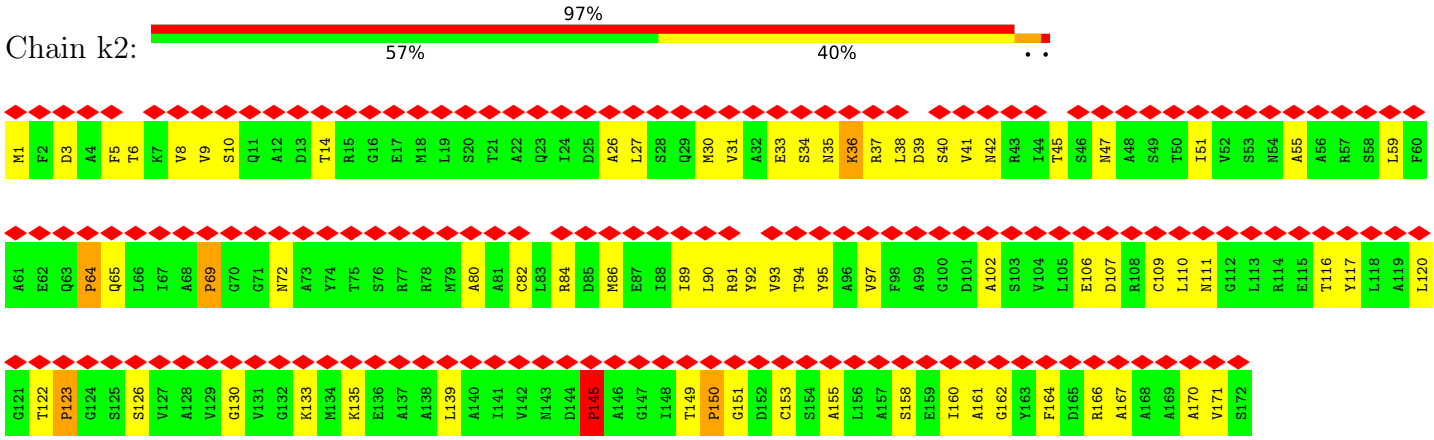

• Molecule 32: Phycocyanin beta subunit

Chain m2:

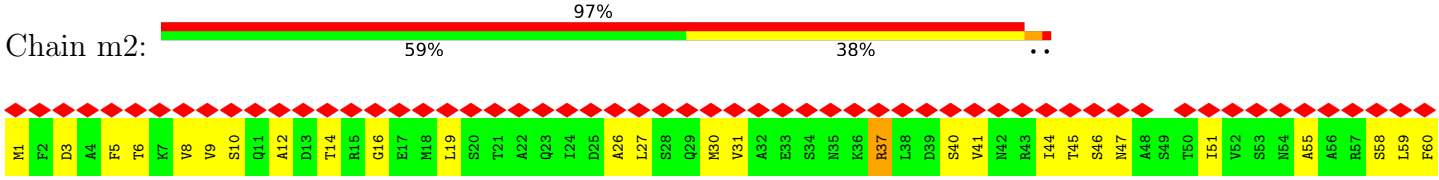

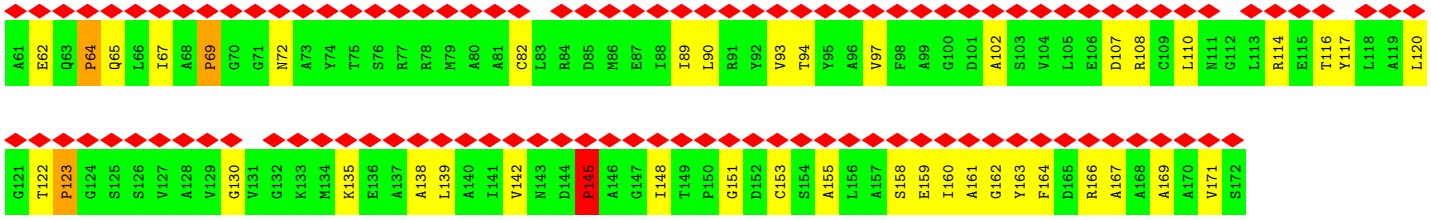

• Molecule 32: Phycocyanin beta subunit

Chain c3:

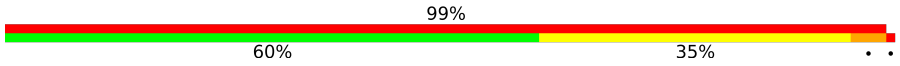

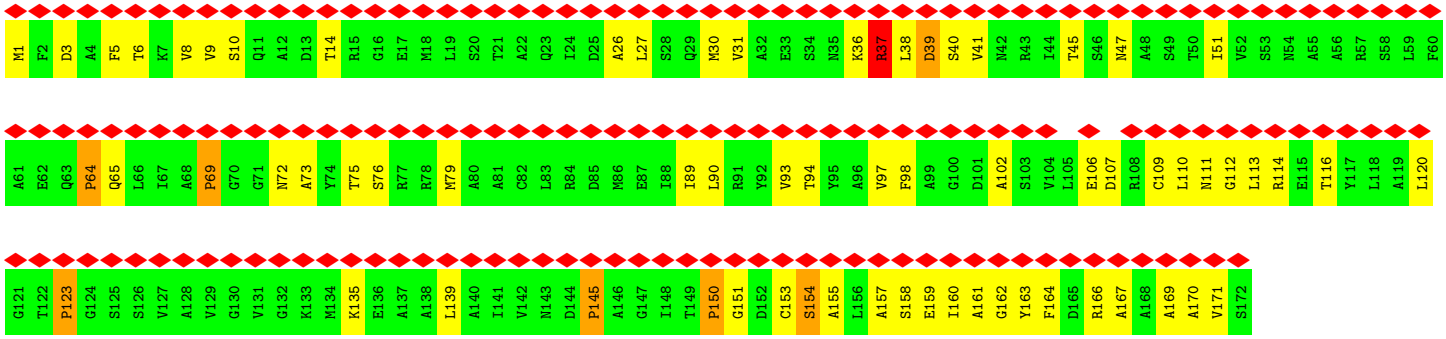

• Molecule 32: Phycocyanin beta subunit

Chain e3:

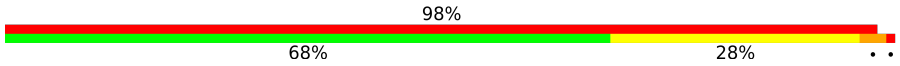

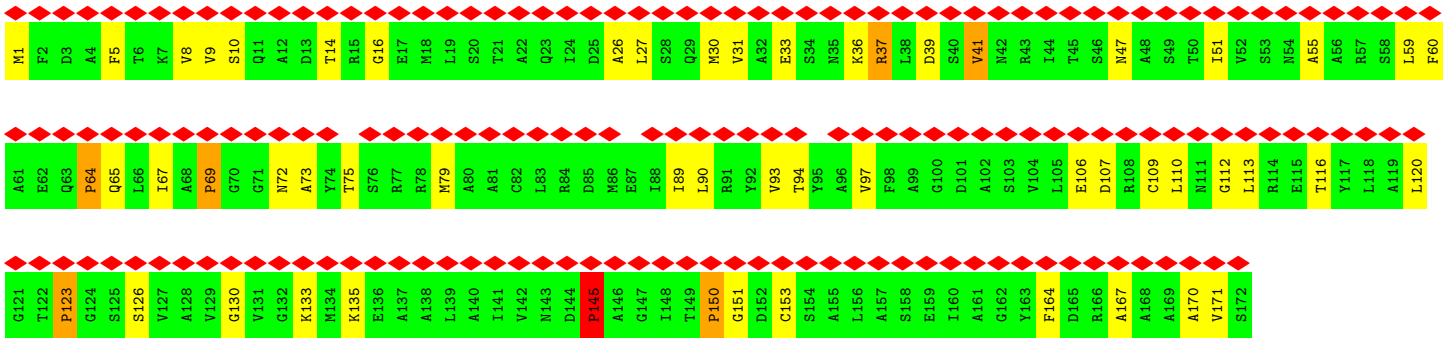

• Molecule 32: Phycocyanin beta subunit

Chain g3:

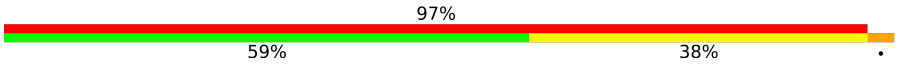

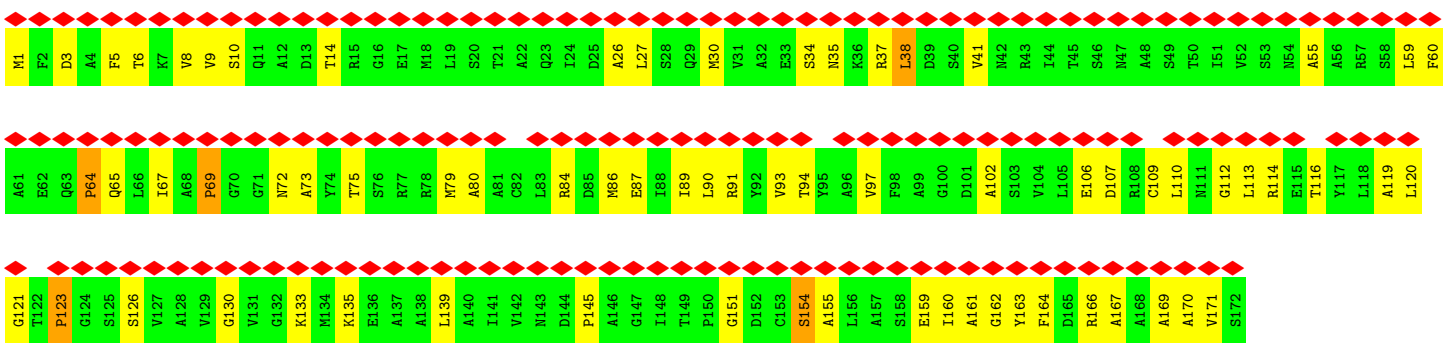

• Molecule 32: Phycocyanin beta subunit

Chain i3:

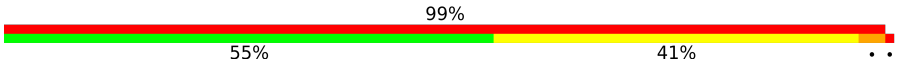

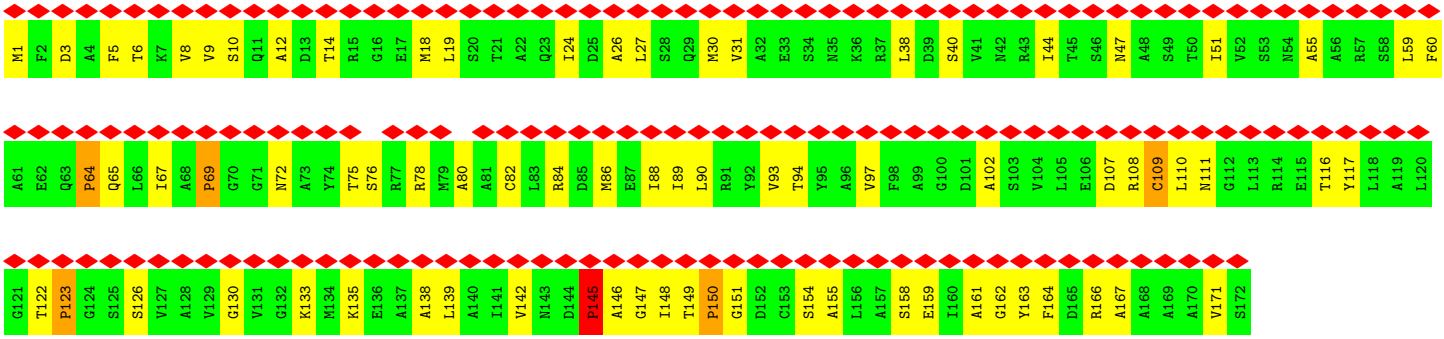

• Molecule 32: Phycocyanin beta subunit

Chain k3:

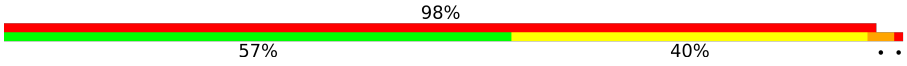

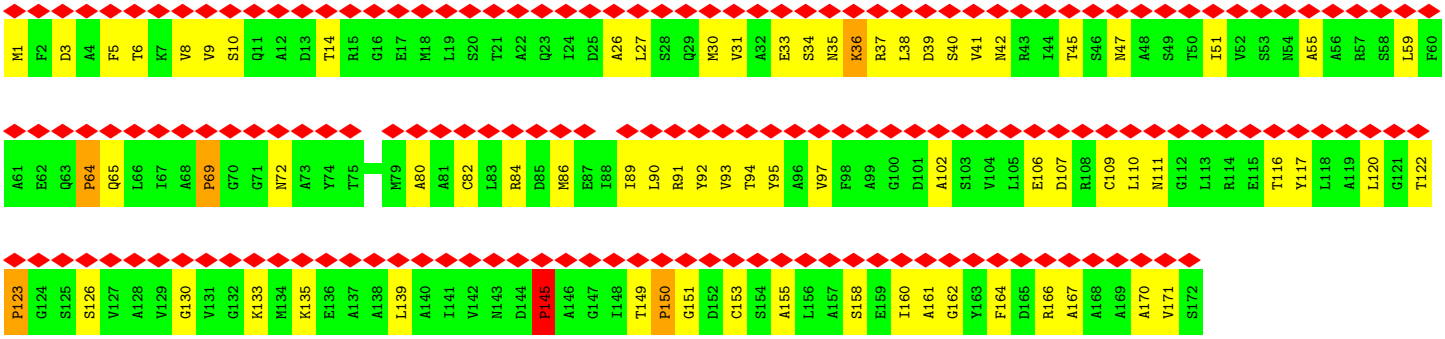

• Molecule 32: Phycocyanin beta subunit

Chain m3:

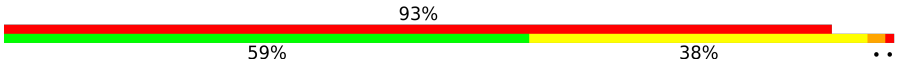

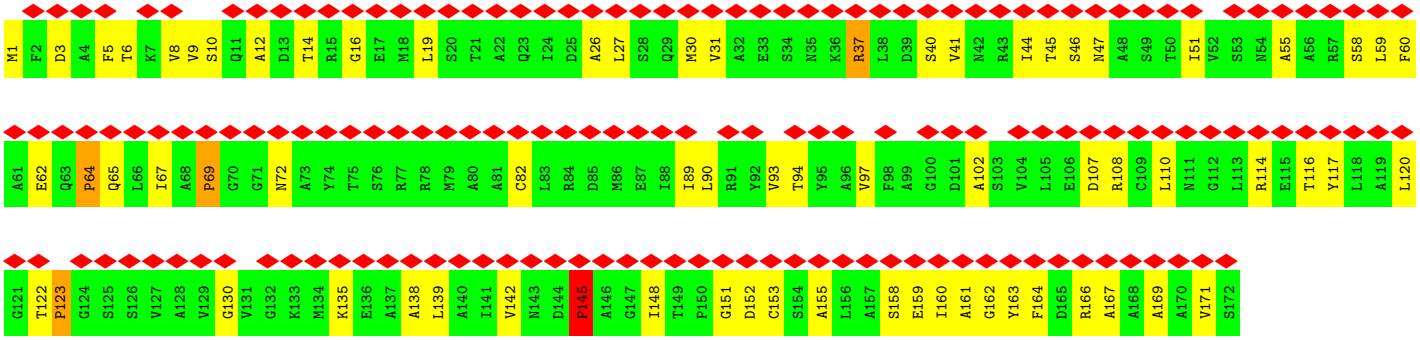

• Molecule 32: Phycocyanin beta subunit

Chain c5:



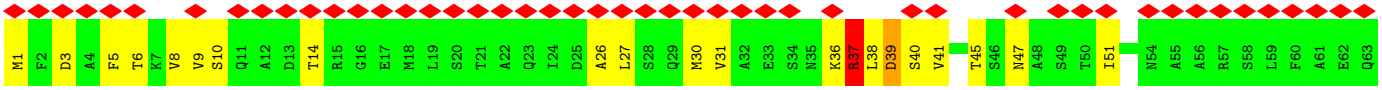

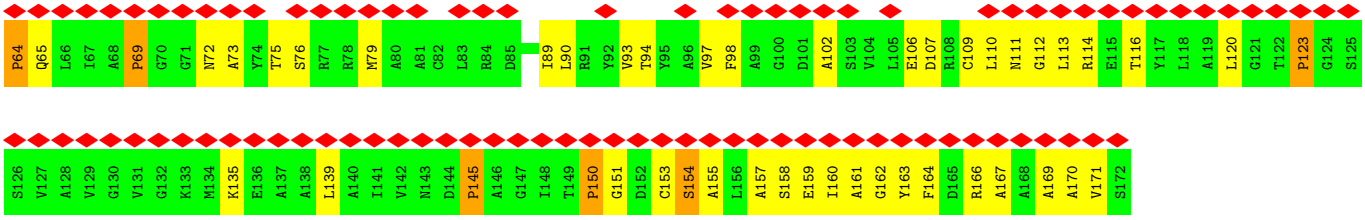

• Molecule 32: Phycocyanin beta subunit

Chain e5:

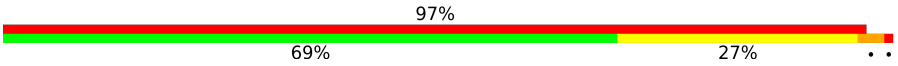

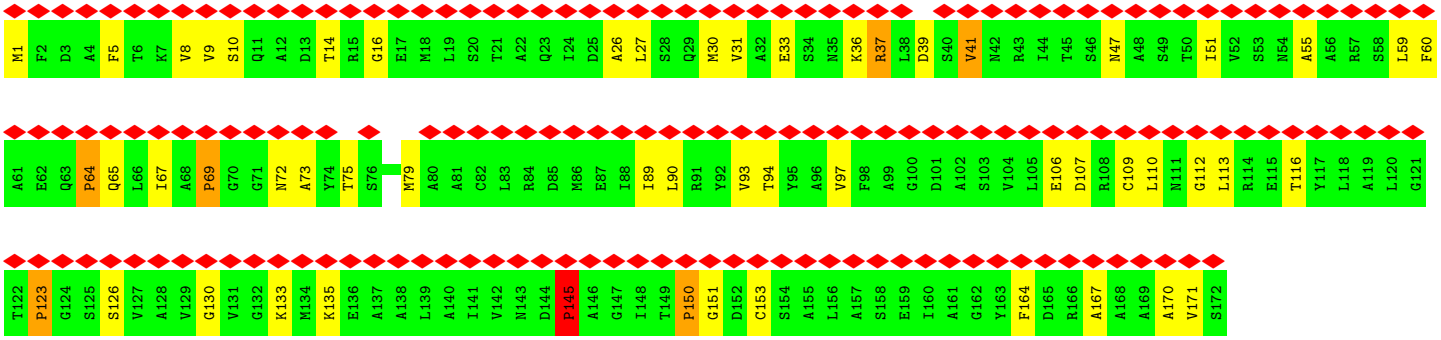

• Molecule 32: Phycocyanin beta subunit

Chain g5:



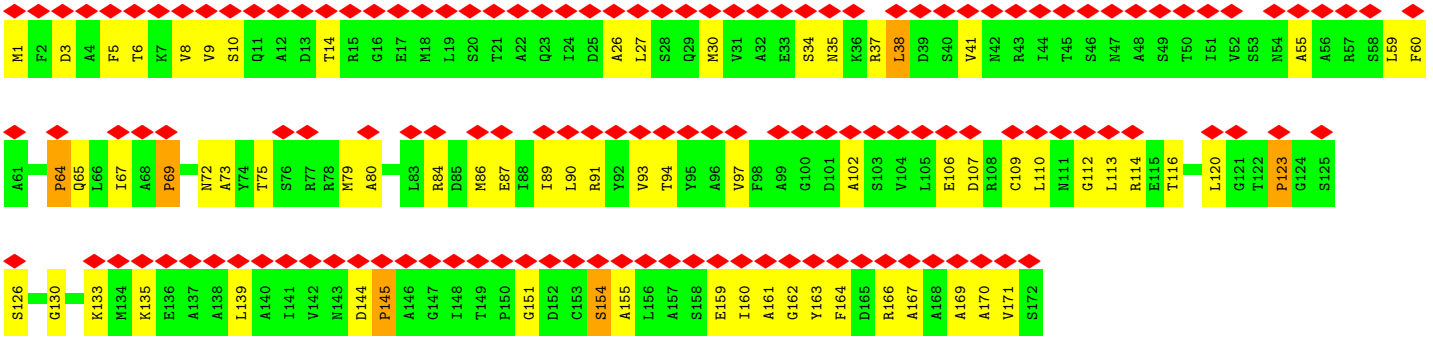

• Molecule 32: Phycocyanin beta subunit

Chain i5:



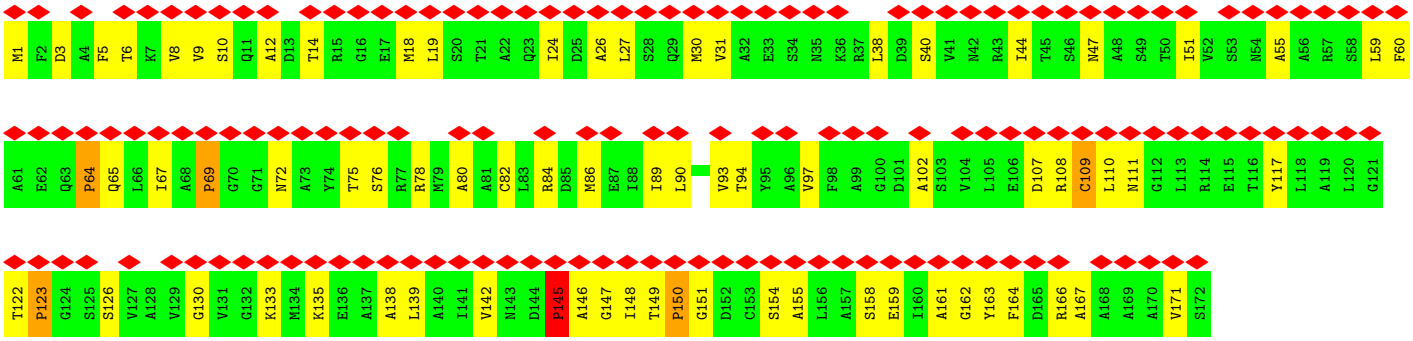

• Molecule 32: Phycocyanin beta subunit

Chain k5:

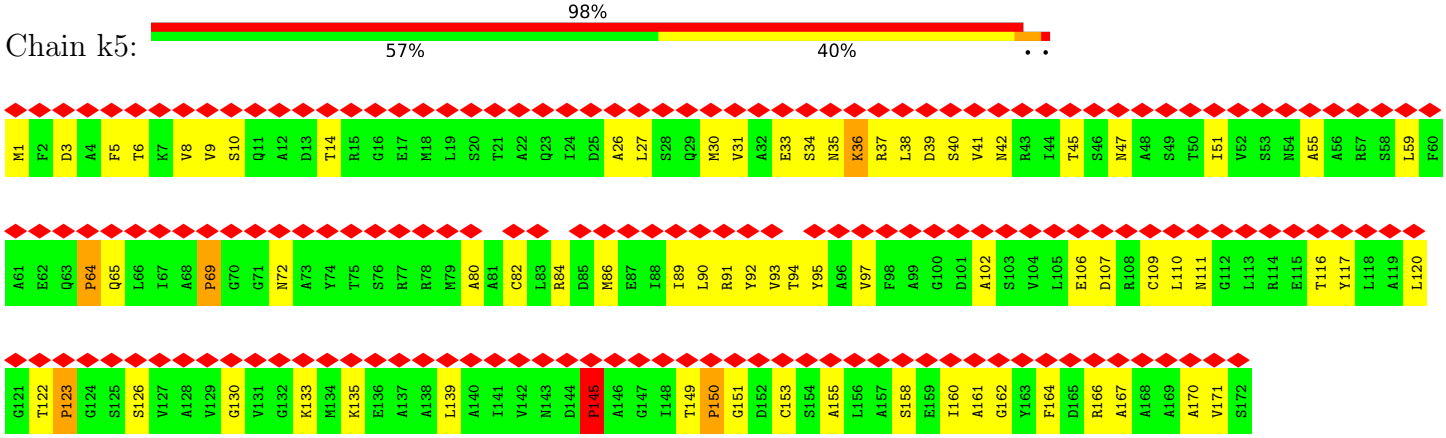

• Molecule 32: Phycocyanin beta subunit

Chain m5:

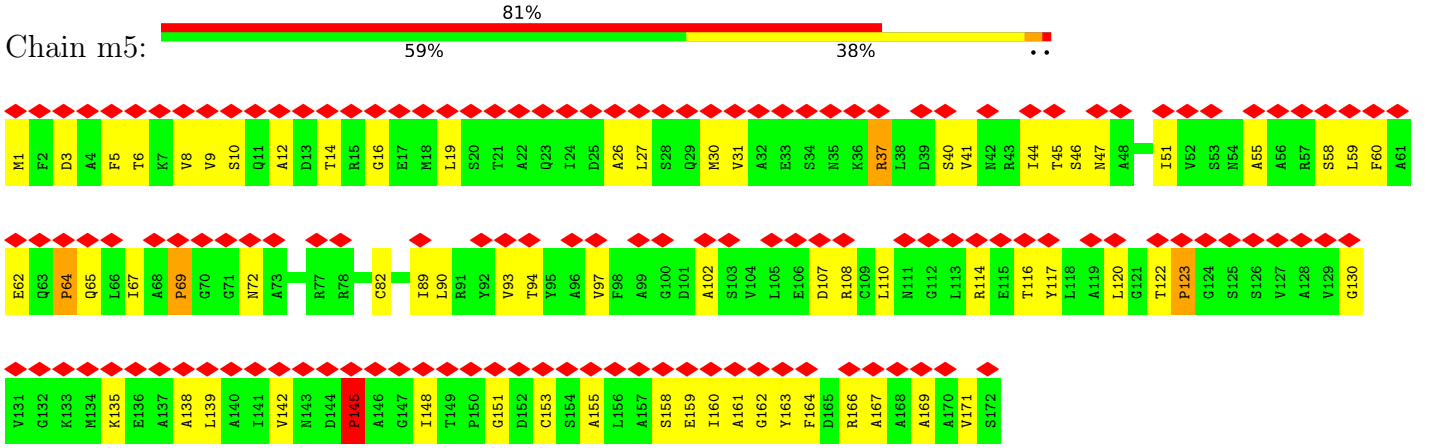

• Molecule 32: Phycocyanin beta subunit

Chain c6:

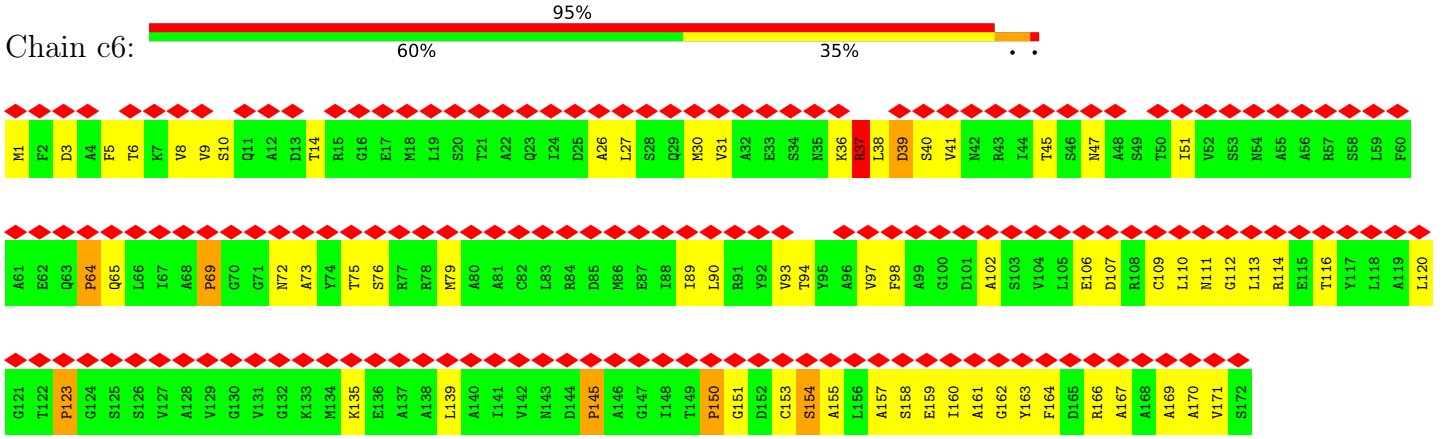

• Molecule 32: Phycocyanin beta subunit

Chain e6:

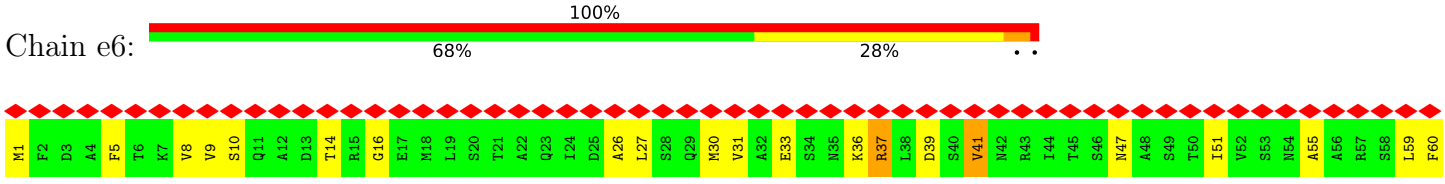

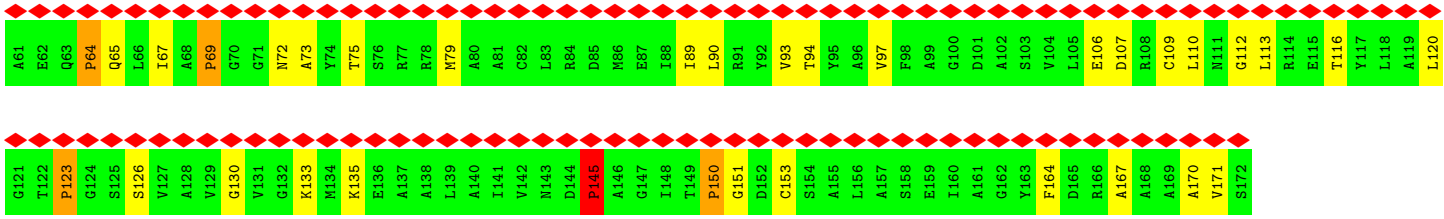

• Molecule 32: Phycocyanin beta subunit

Chain g6:

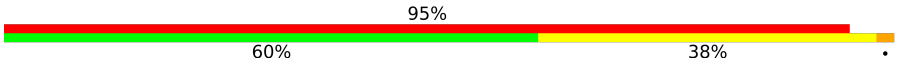

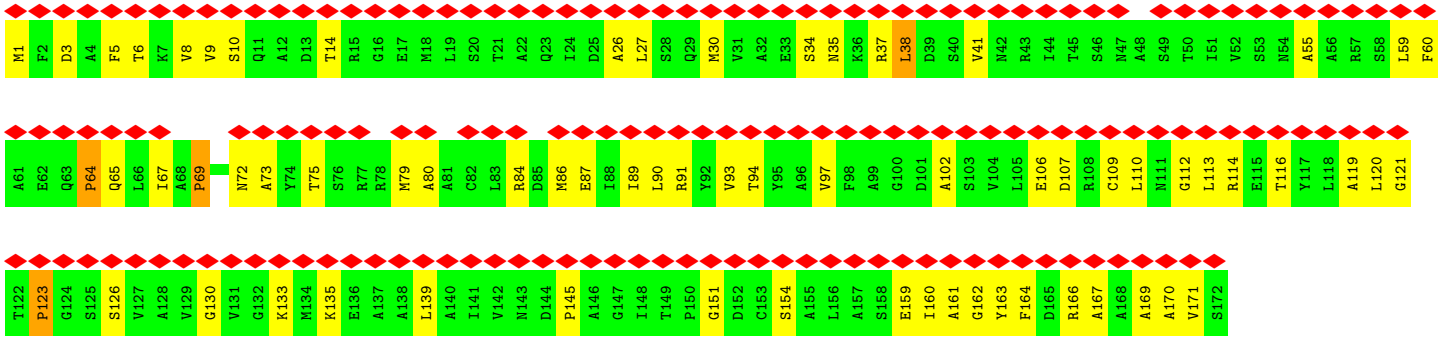

• Molecule 32: Phycocyanin beta subunit

Chain i6:

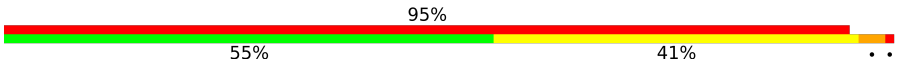

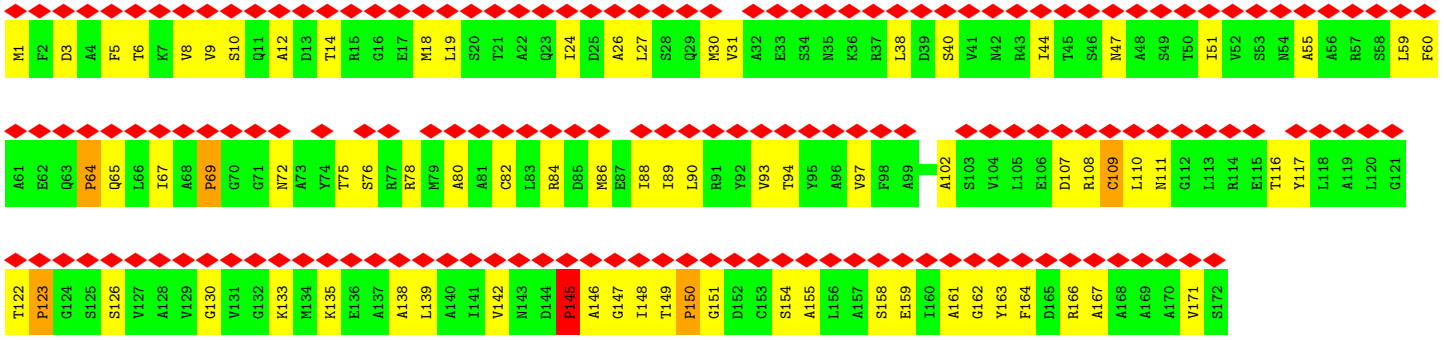

• Molecule 32: Phycocyanin beta subunit

Chain k6:

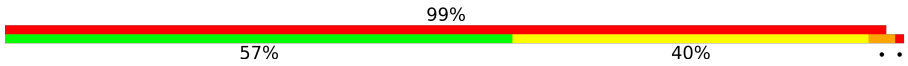

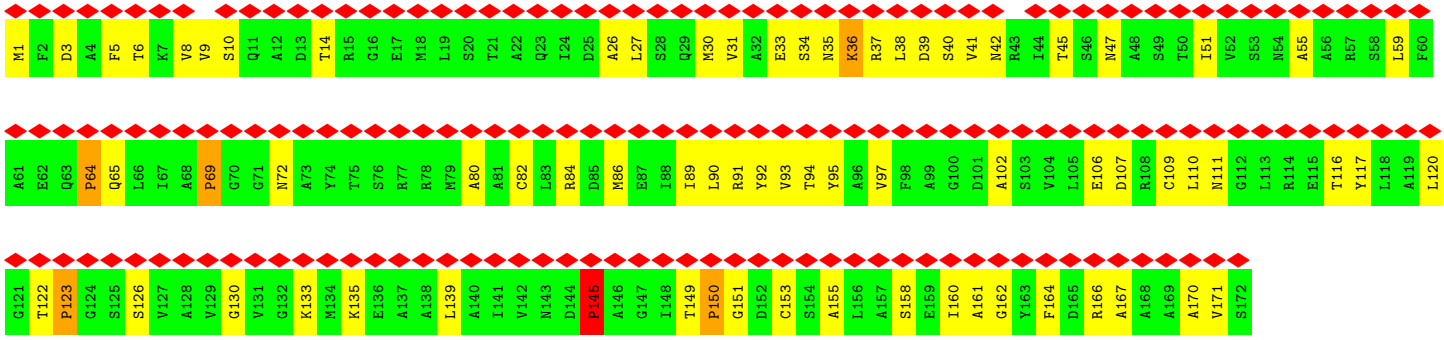

• Molecule 32: Phycocyanin beta subunit

Chain m6:



• Molecule 32: Phycocyanin beta subunit

Chain c7:

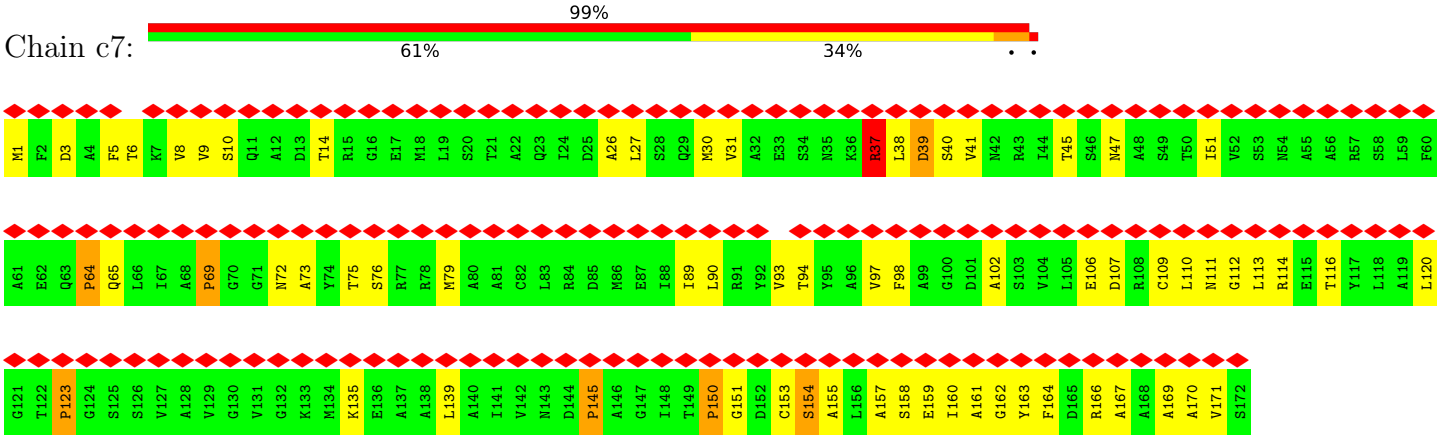

• Molecule 32: Phycocyanin beta subunit

Chain e7:

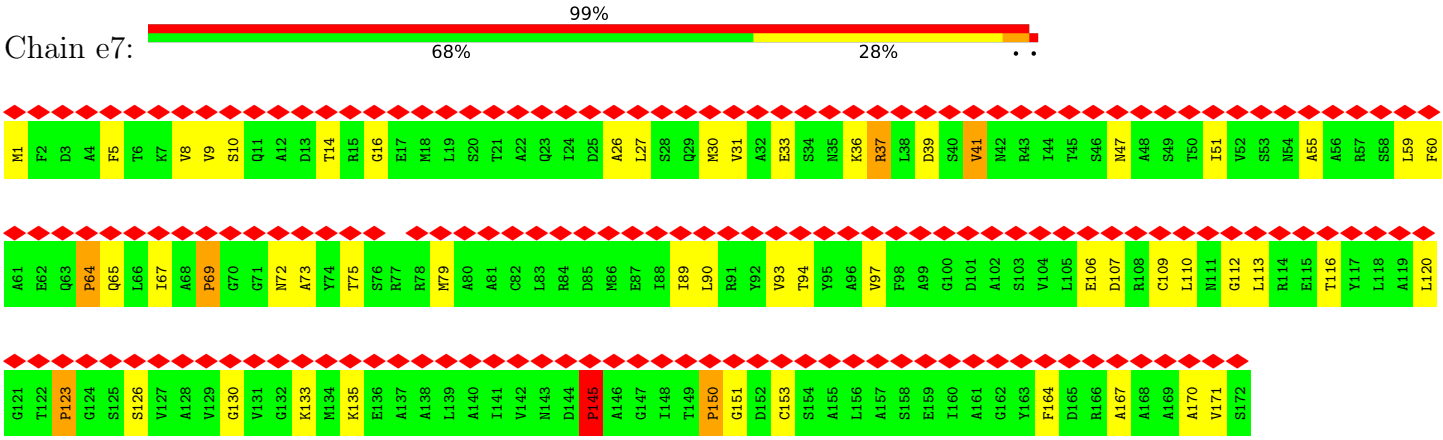

• Molecule 32: Phycocyanin beta subunit

Chain g7:

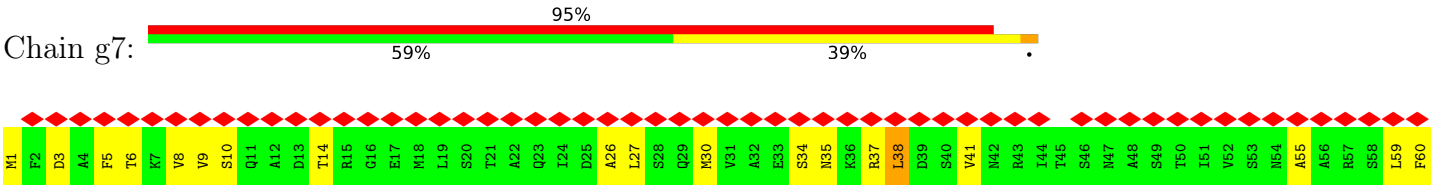

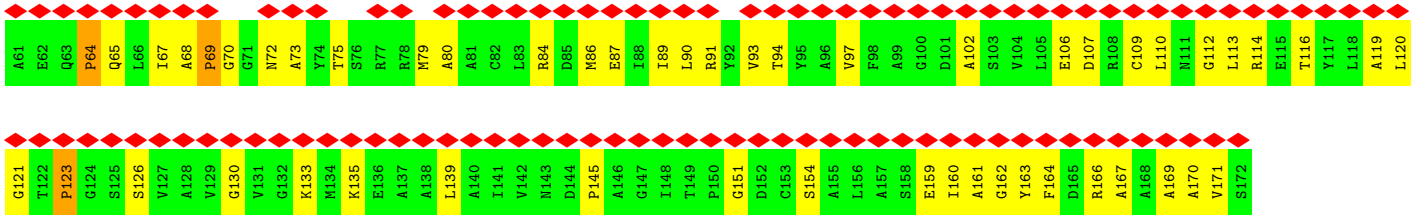

• Molecule 32: Phycocyanin beta subunit

Chain i7:

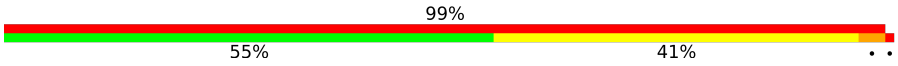

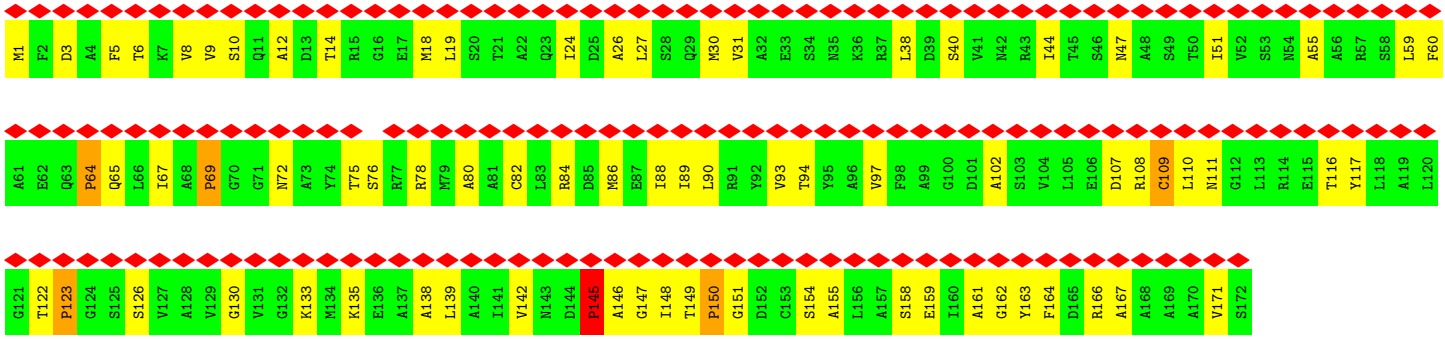

• Molecule 32: Phycocyanin beta subunit

Chain k7:

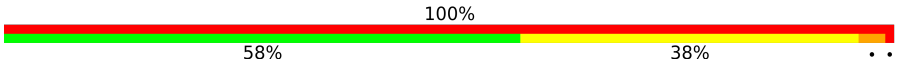

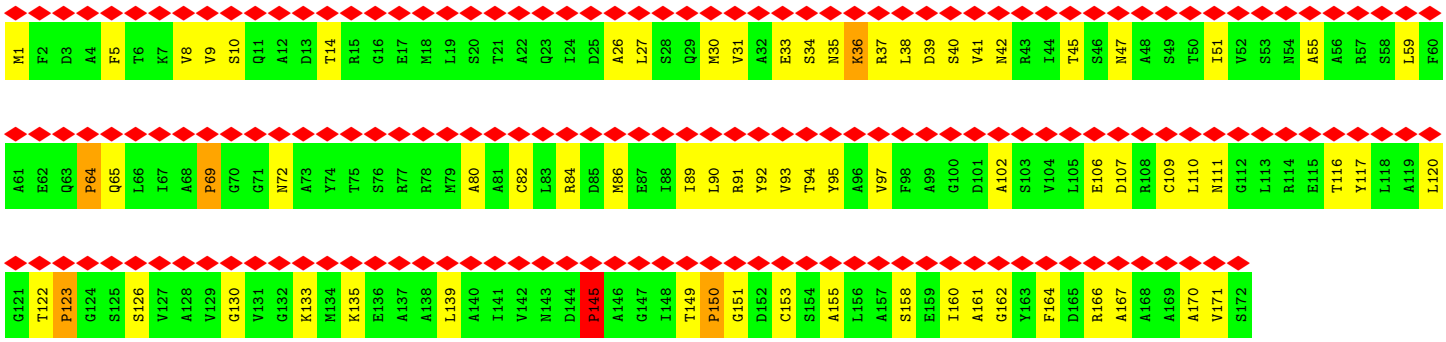

• Molecule 32: Phycocyanin beta subunit

Chain m7:

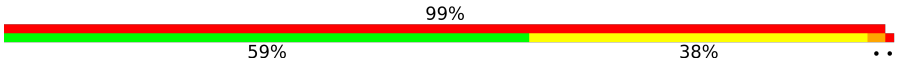

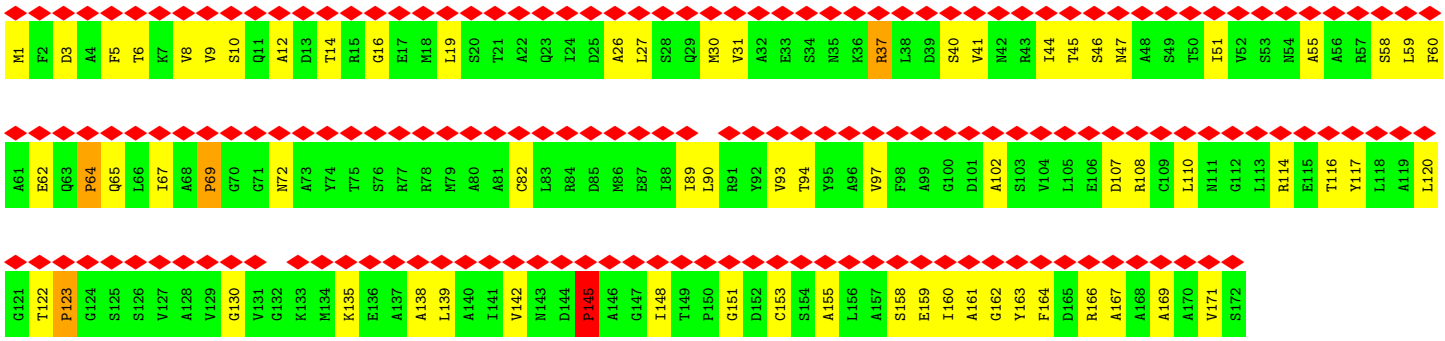

• Molecule 32: Phycocyanin beta subunit

Chain c8:

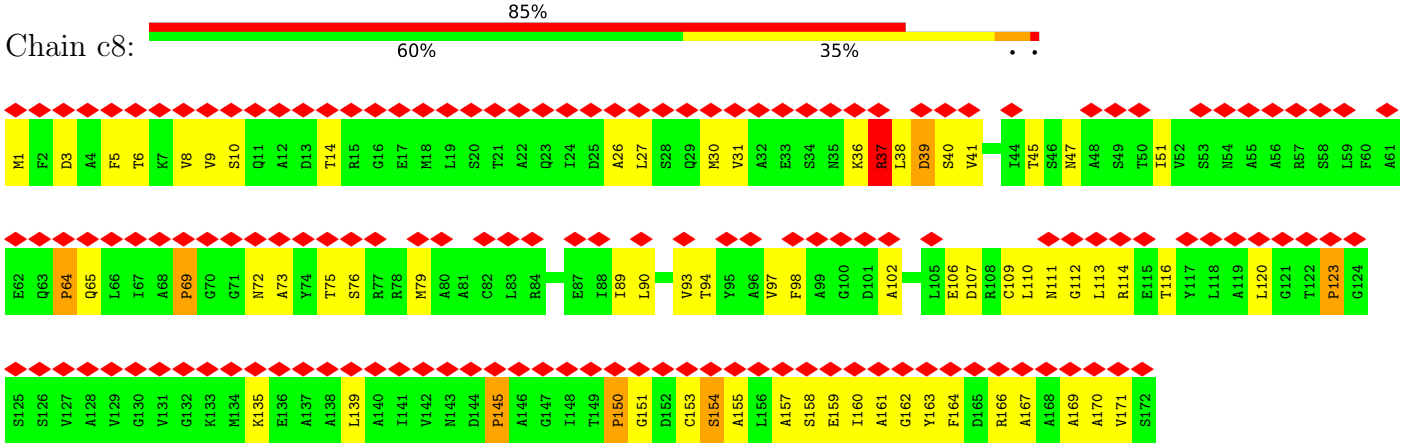

• Molecule 32: Phycocyanin beta subunit

Chain e8:

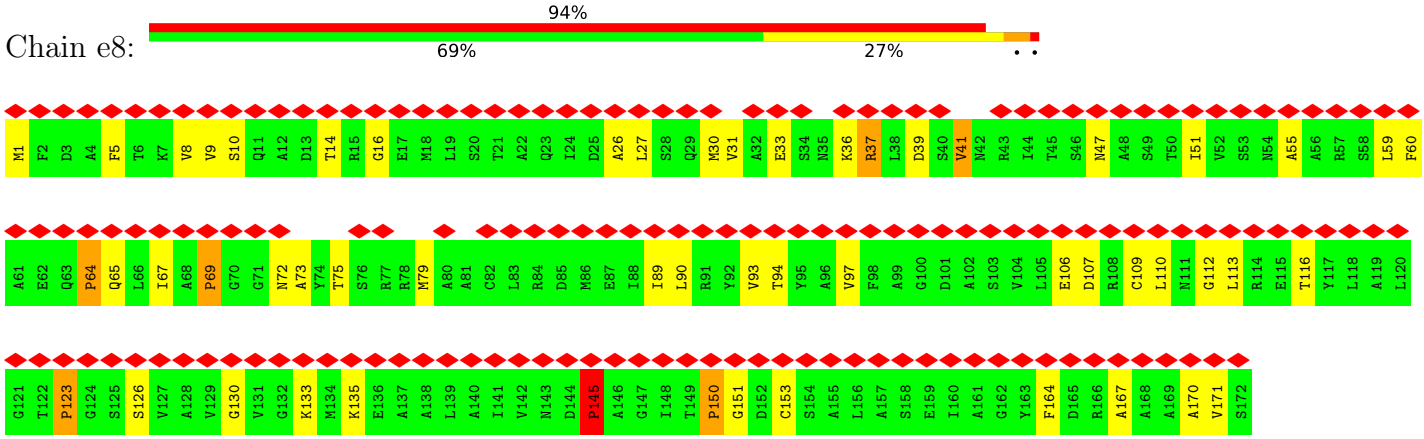

• Molecule 32: Phycocyanin beta subunit

Chain g8:

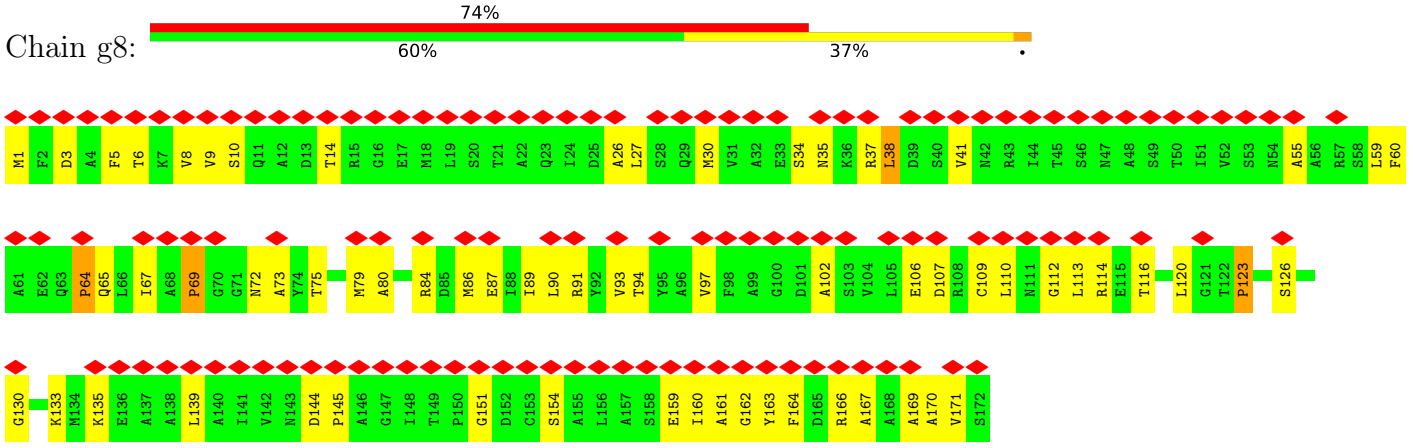

• Molecule 32: Phycocyanin beta subunit

Chain i8:



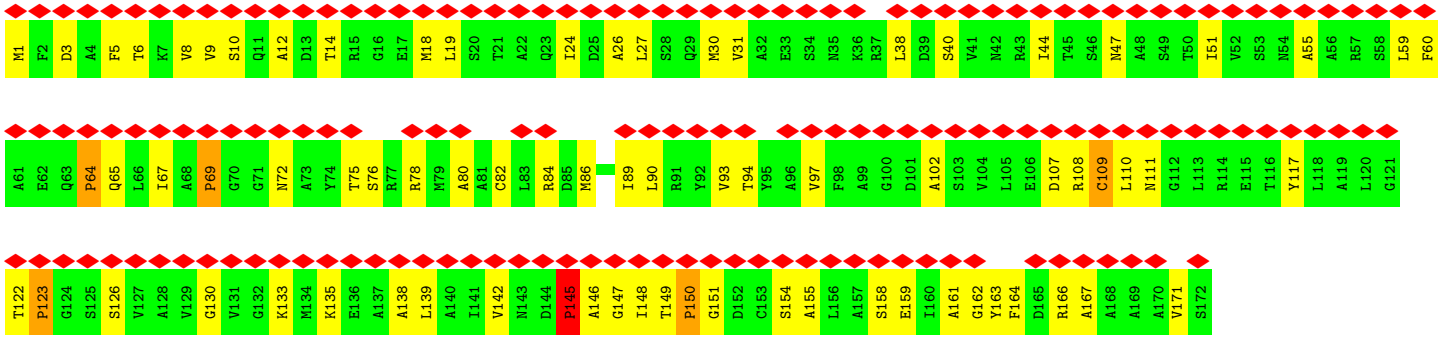

• Molecule 32: Phycocyanin beta subunit

Chain k8:

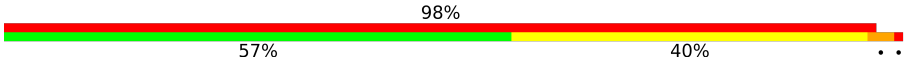

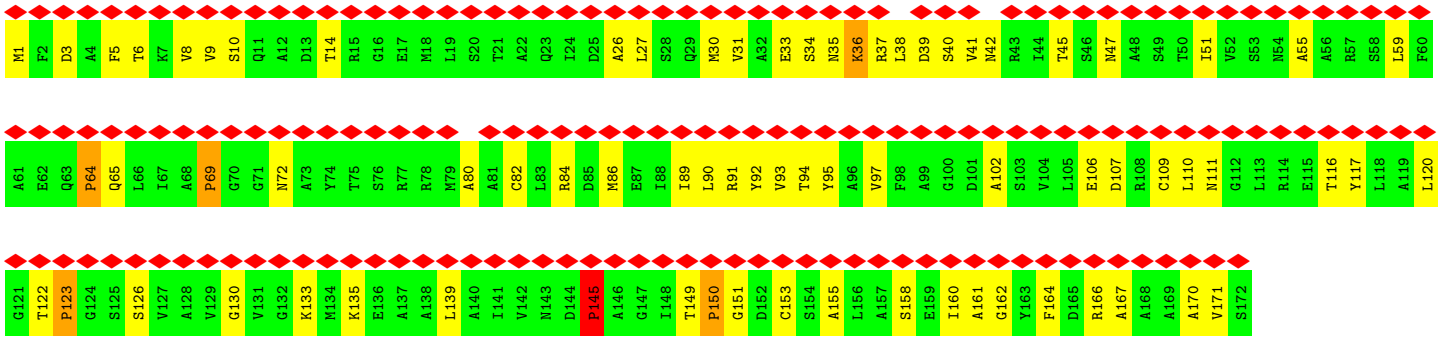

• Molecule 32: Phycocyanin beta subunit

Chain m8:



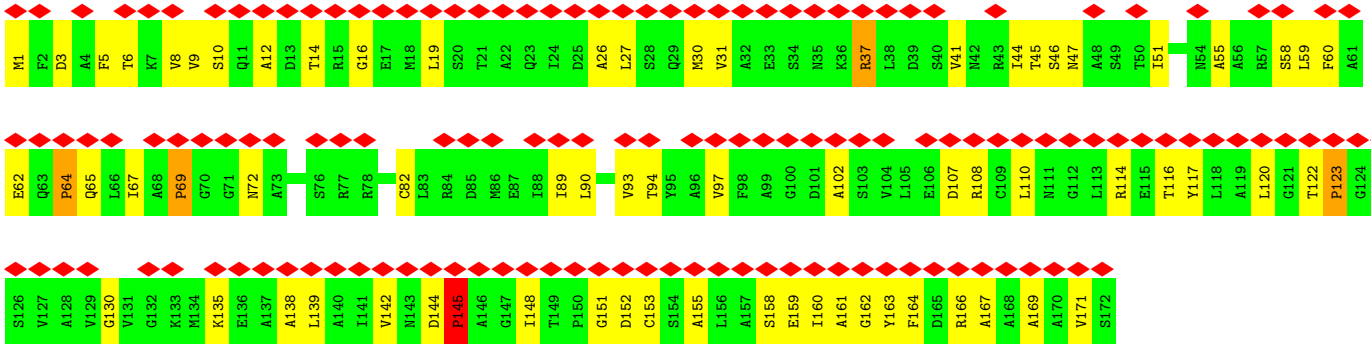

• Molecule 32: Phycocyanin beta subunit

Chain c9:

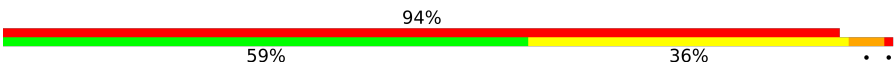

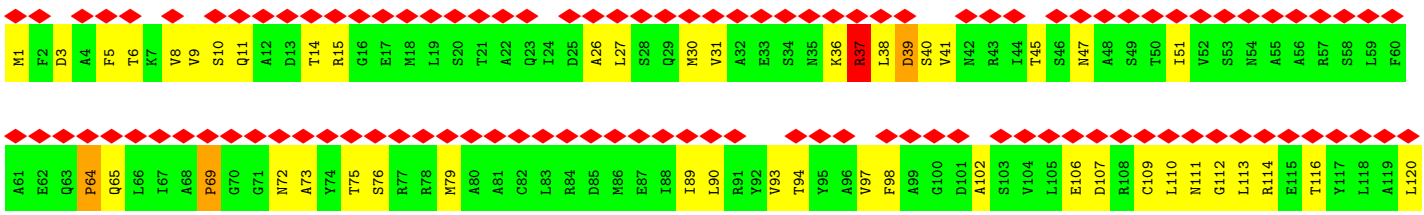

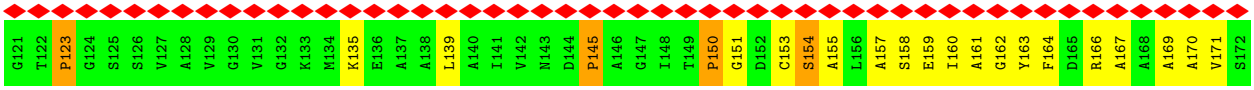

• Molecule 32: Phycocyanin beta subunit

Chain e9:

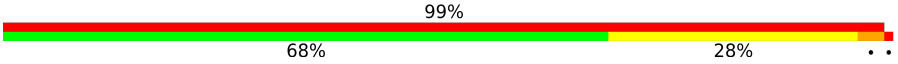

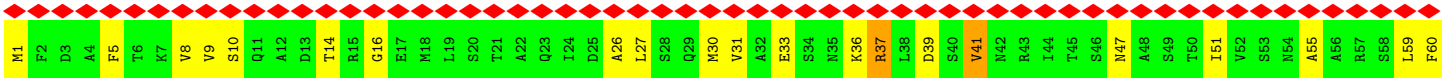

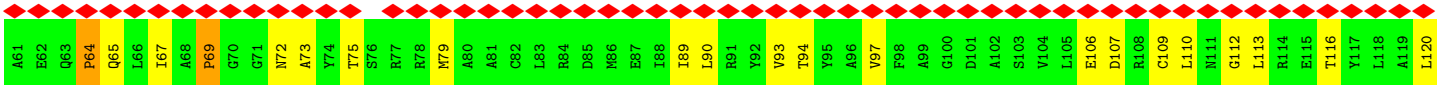

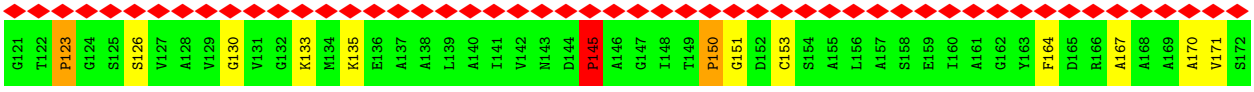

• Molecule 32: Phycocyanin beta subunit

Chain g9:

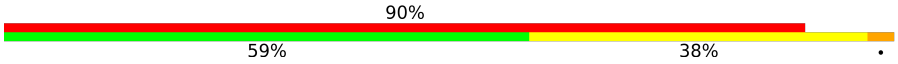

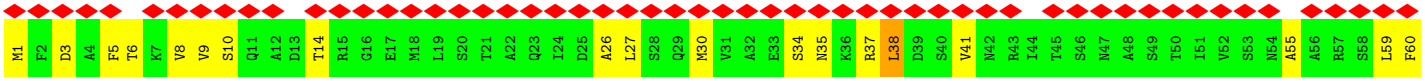

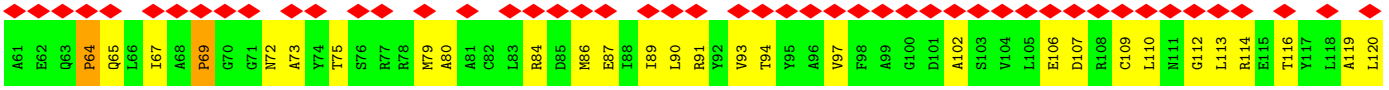

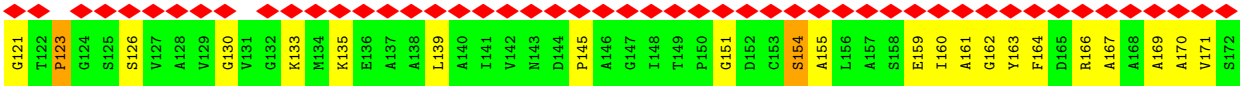

• Molecule 32: Phycocyanin beta subunit

Chain i9:



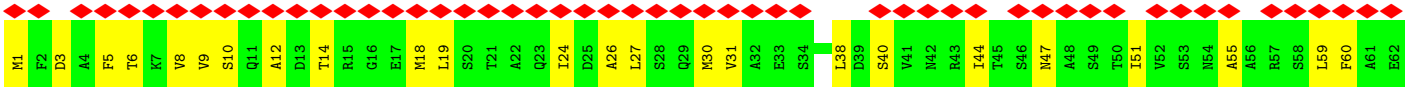

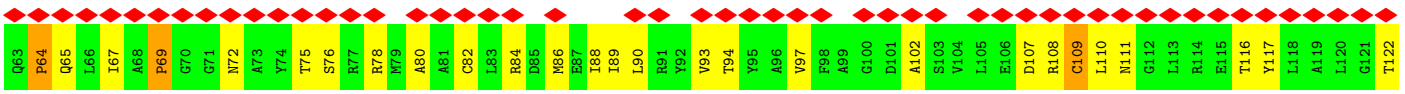

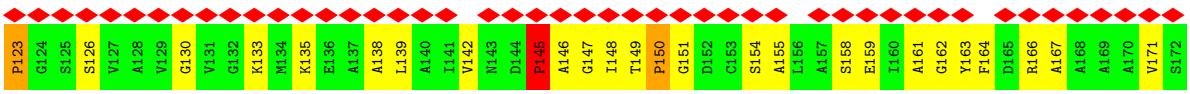

• Molecule 32: Phycocyanin beta subunit

Chain k9:

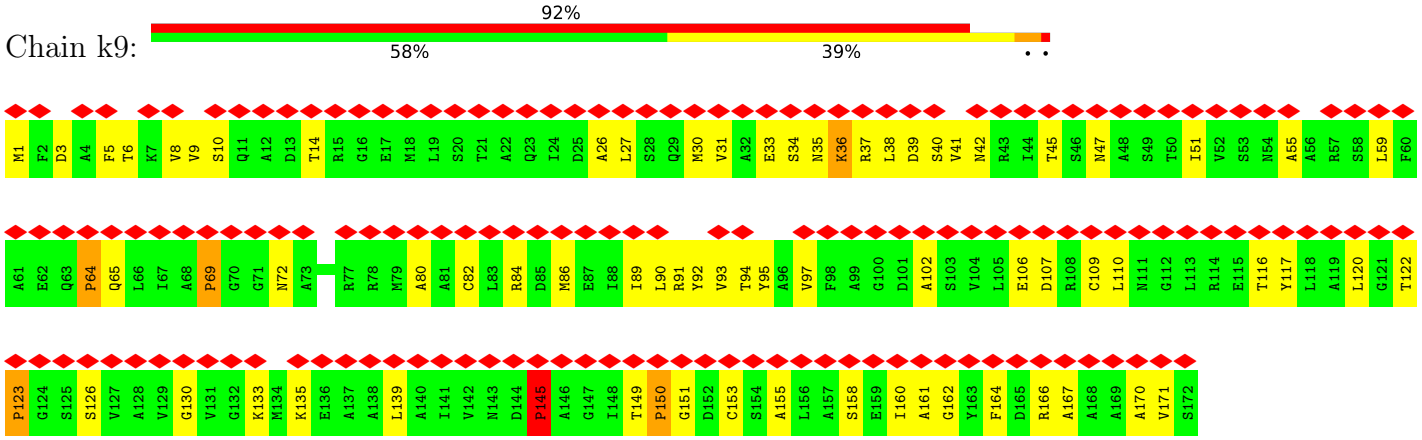

• Molecule 32: Phycocyanin beta subunit

Chain m9:

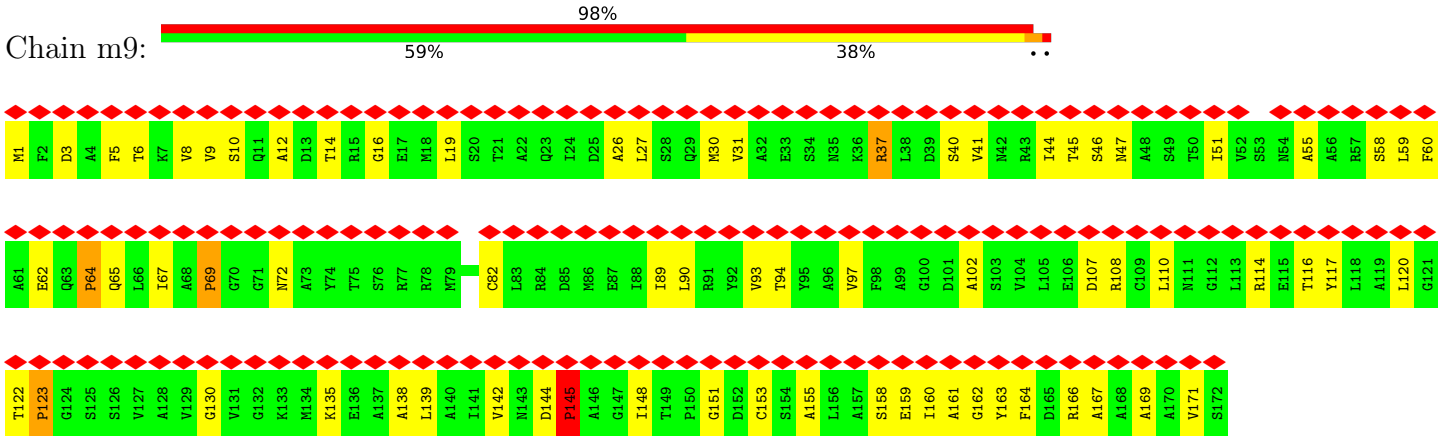

• Molecule 32: Phycocyanin beta subunit

Chain cA:

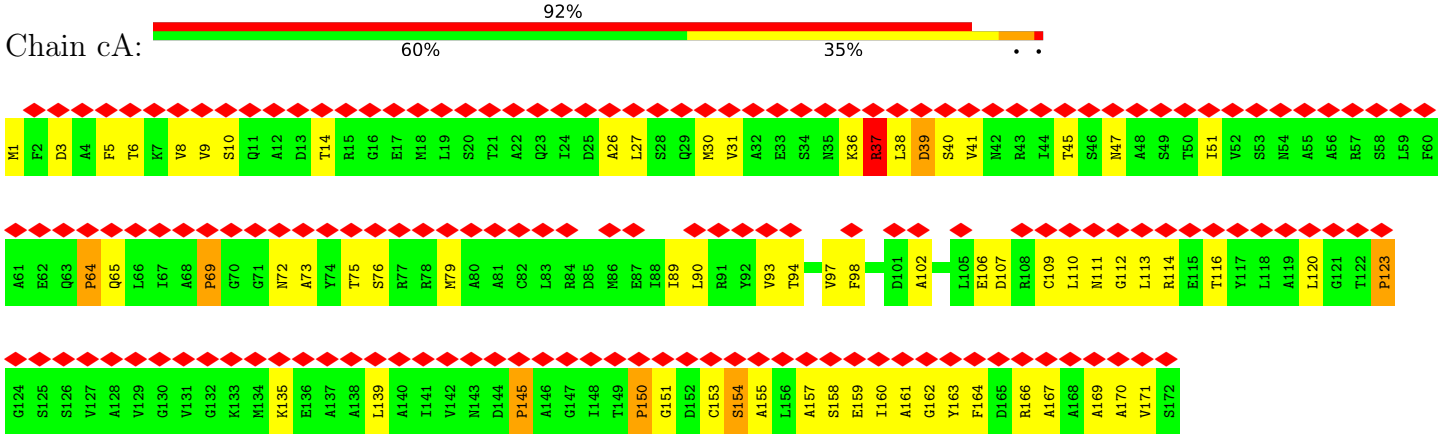

• Molecule 32: Phycocyanin beta subunit

Chain eA:

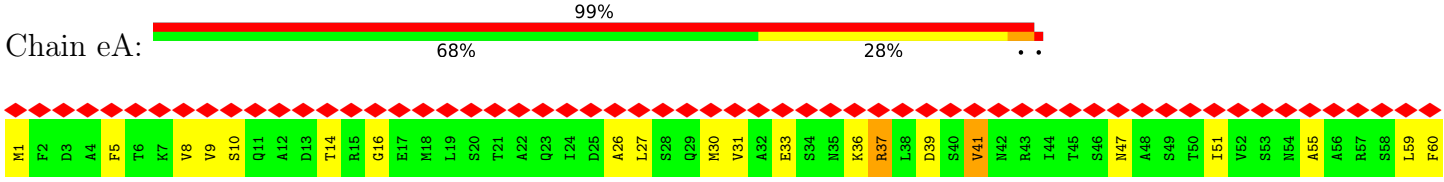

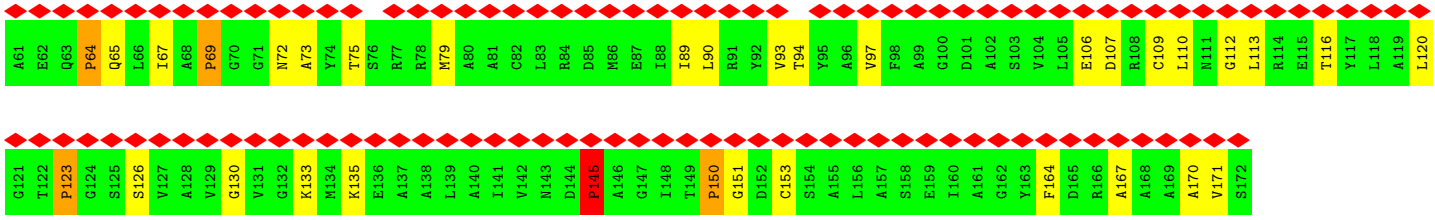

• Molecule 32: Phycocyanin beta subunit

Chain gA:

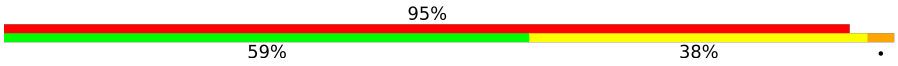

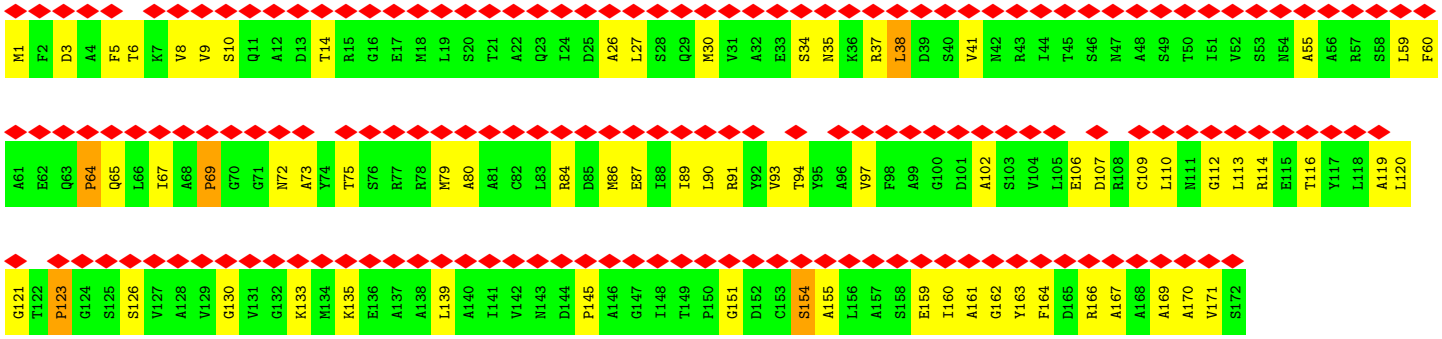

• Molecule 32: Phycocyanin beta subunit

Chain iA:

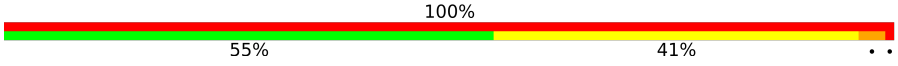

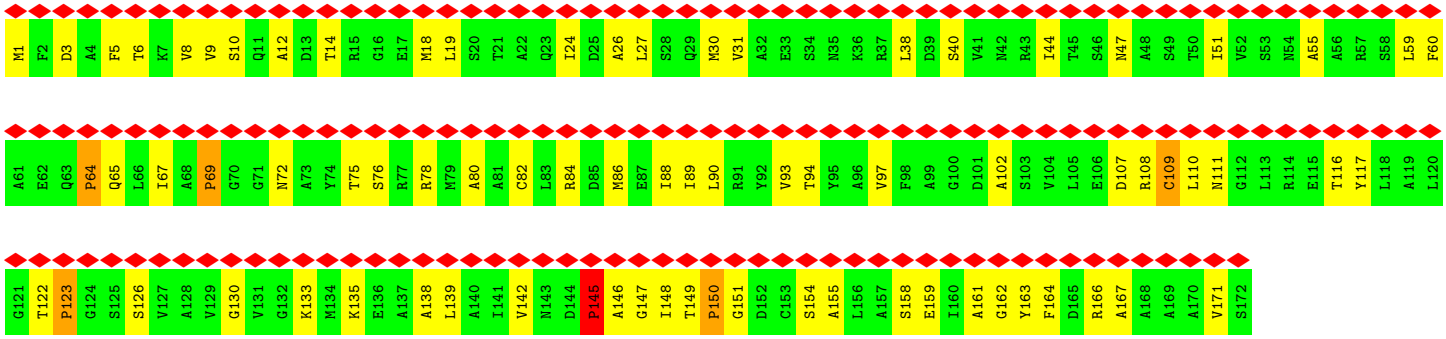

• Molecule 32: Phycocyanin beta subunit

Chain kA:

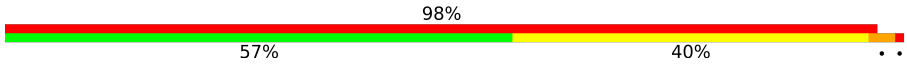

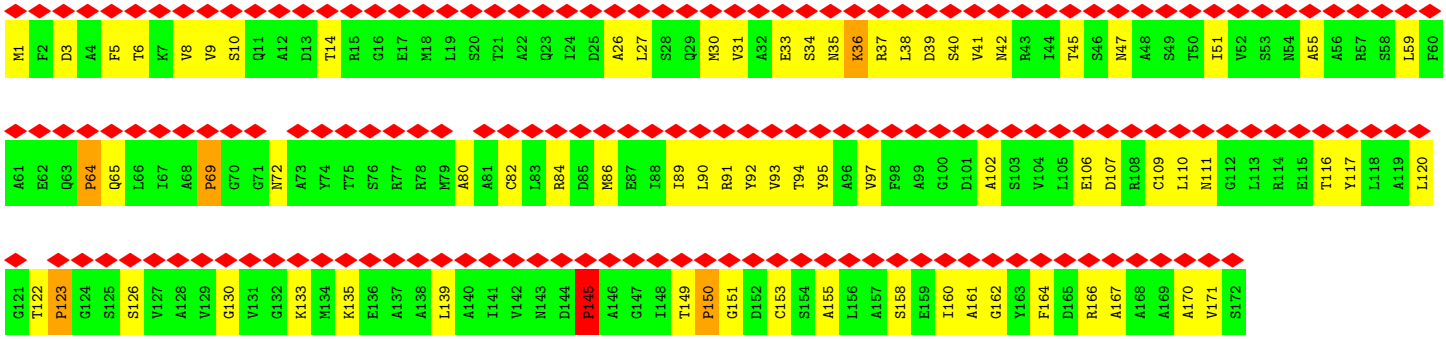

• Molecule 32: Phycocyanin beta subunit

Chain mA:



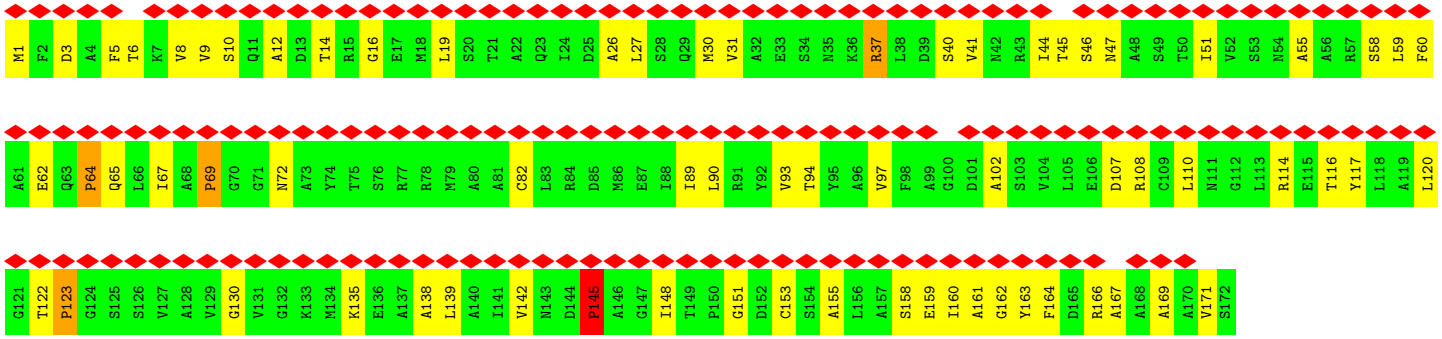

• Molecule 32: Phycocyanin beta subunit

Chain cC:



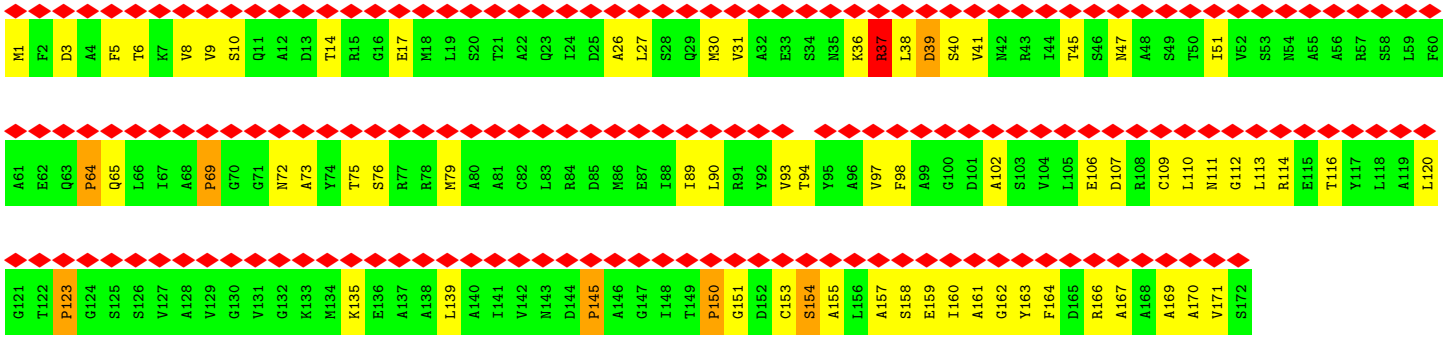

• Molecule 32: Phycocyanin beta subunit

Chain eC:



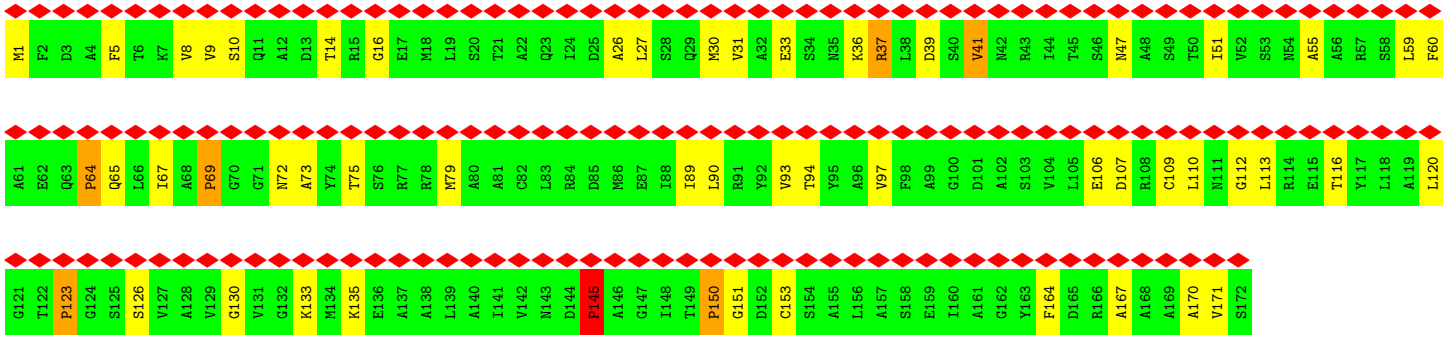

• Molecule 32: Phycocyanin beta subunit

Chain gC:

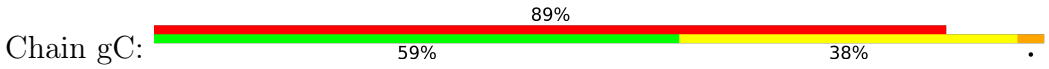

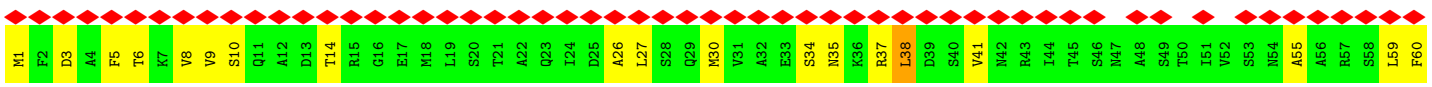

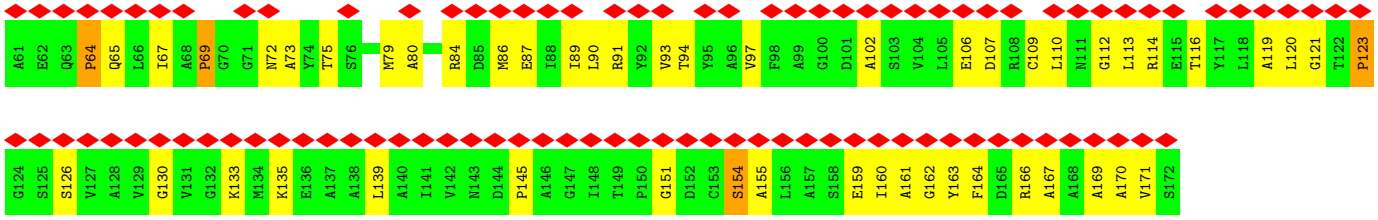

• Molecule 32: Phycocyanin beta subunit

Chain iC:

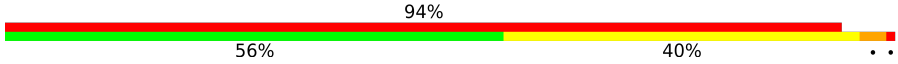



• Molecule 32: Phycocyanin beta subunit

Chain kC:



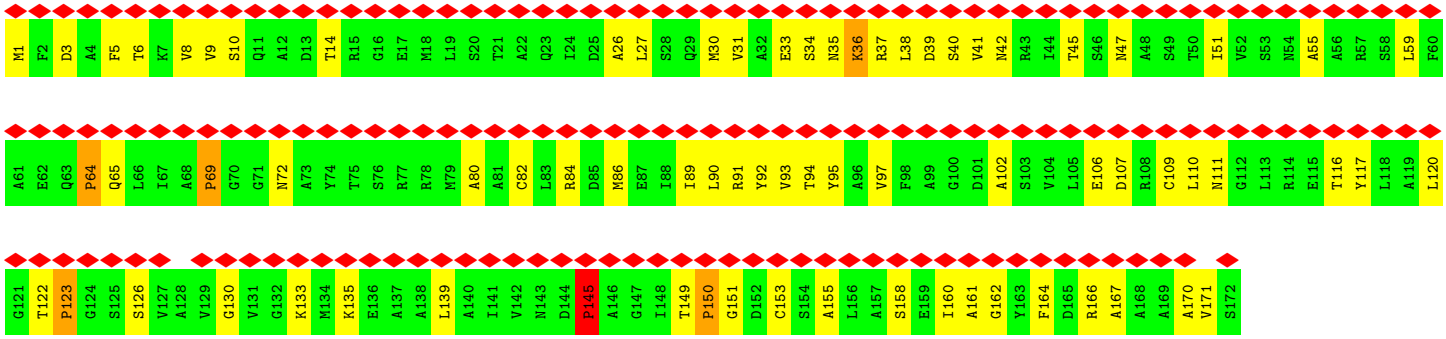

• Molecule 32: Phycocyanin beta subunit

Chain mC:

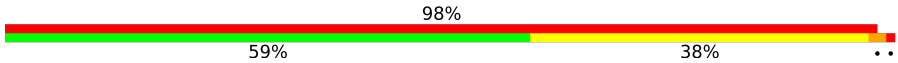

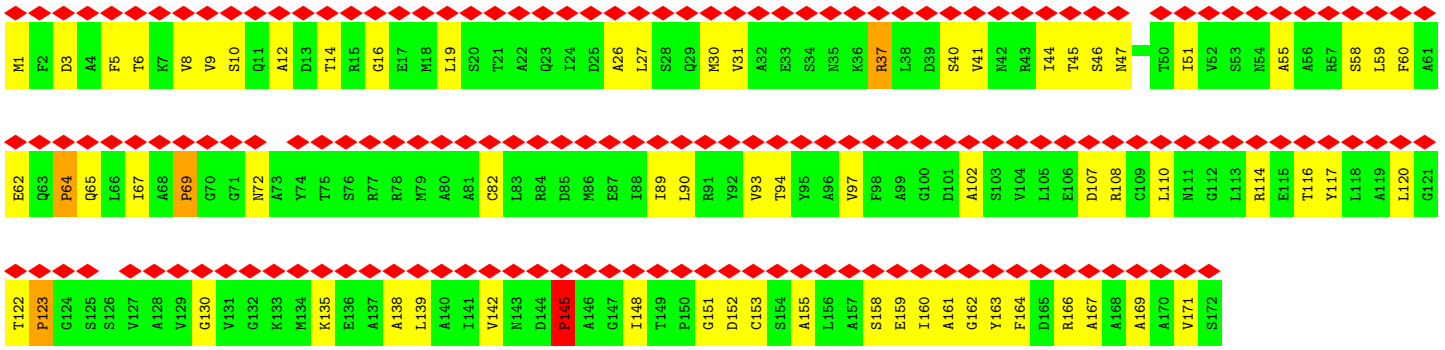

• Molecule 32: Phycocyanin beta subunit

Chain cH:

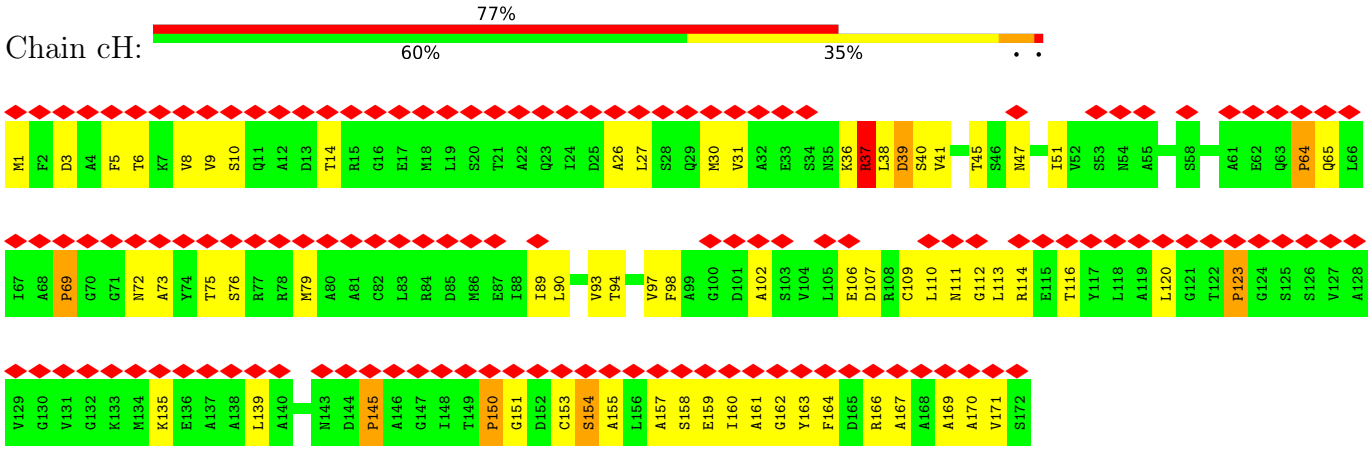

• Molecule 32: Phycocyanin beta subunit

Chain eH:

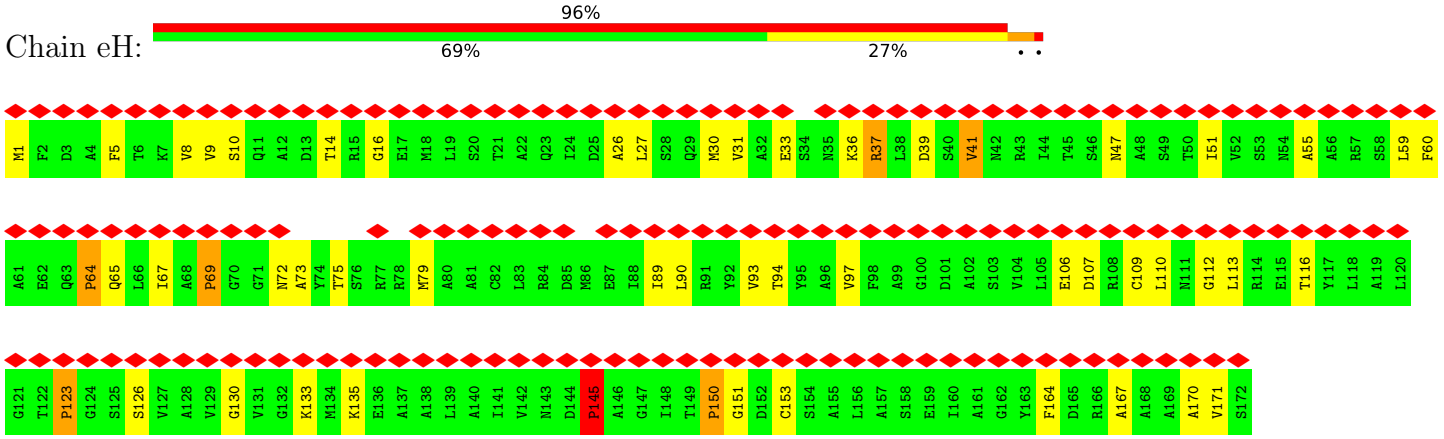

• Molecule 32: Phycocyanin beta subunit

Chain gH:

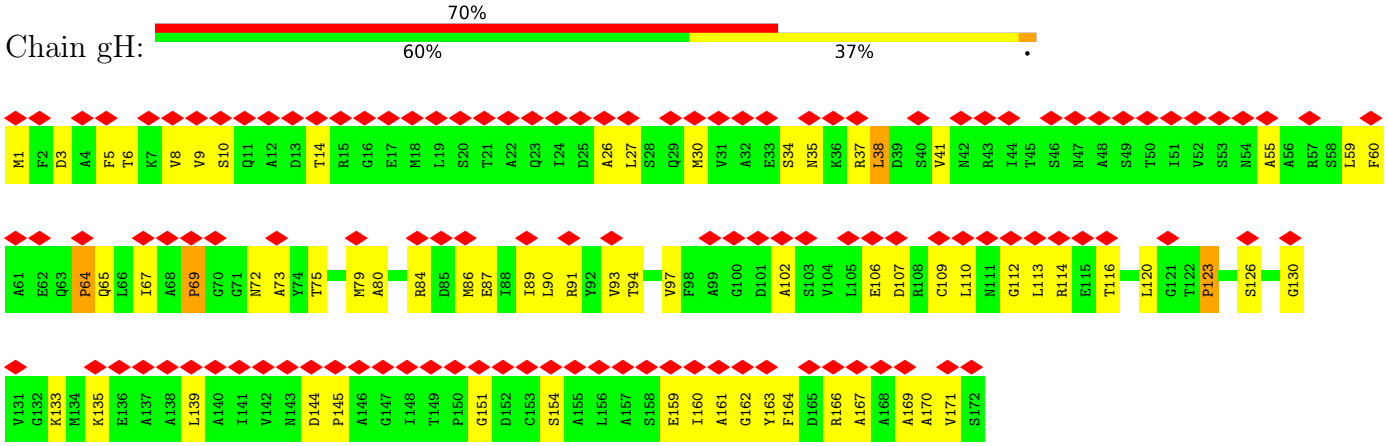

• Molecule 32: Phycocyanin beta subunit

Chain iH:

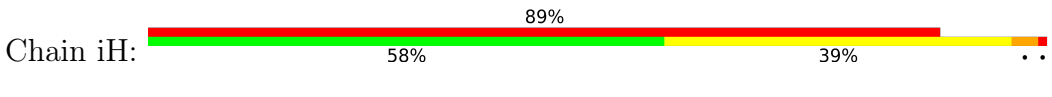

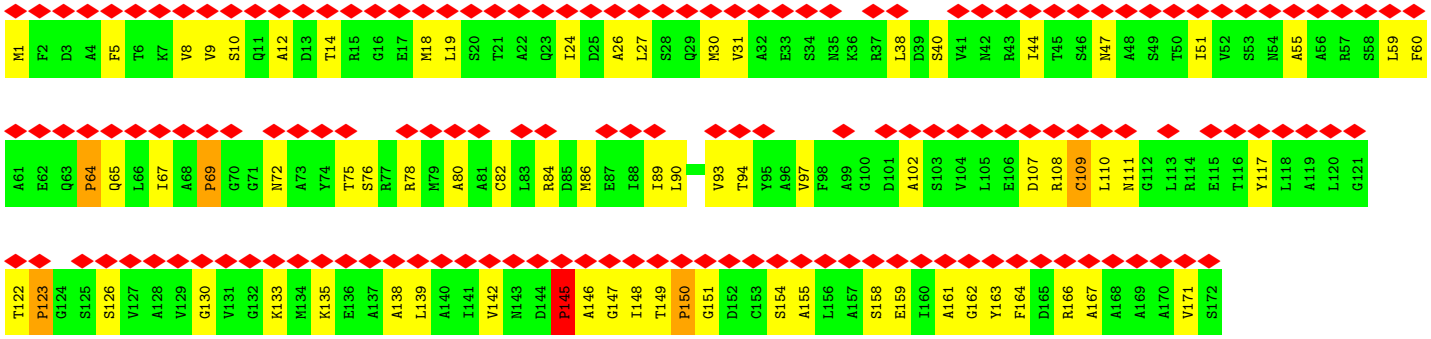

• Molecule 32: Phycocyanin beta subunit

Chain kH:



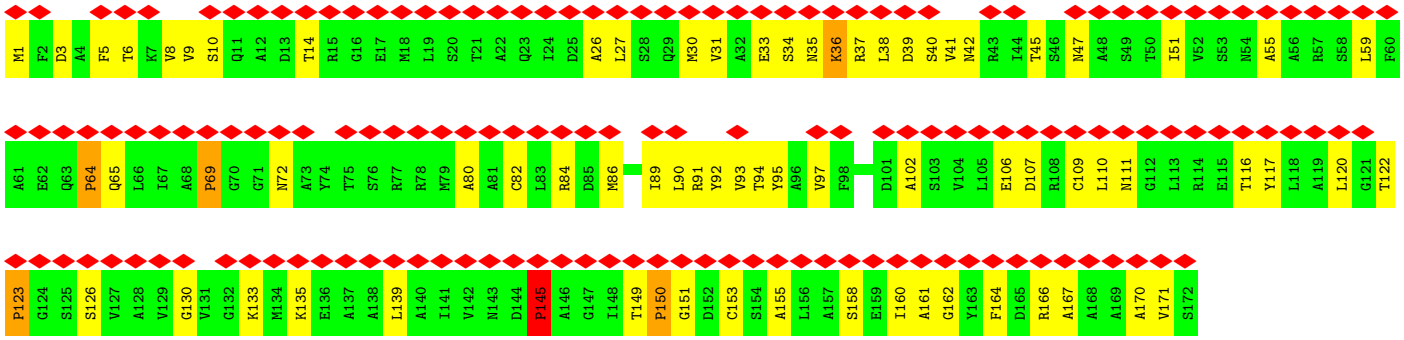

• Molecule 32: Phycocyanin beta subunit

Chain mH:



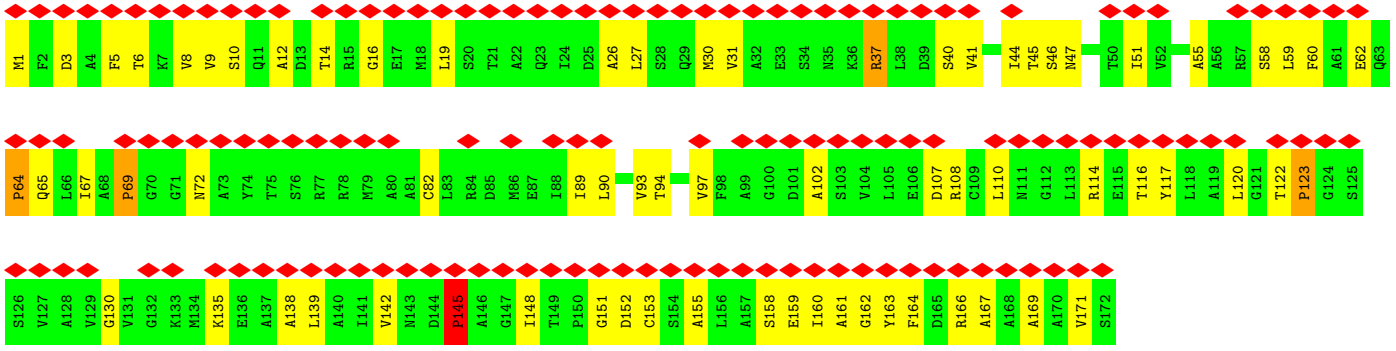

• Molecule 32: Phycocyanin beta subunit

Chain cI:

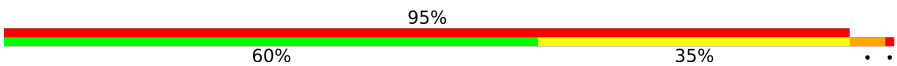



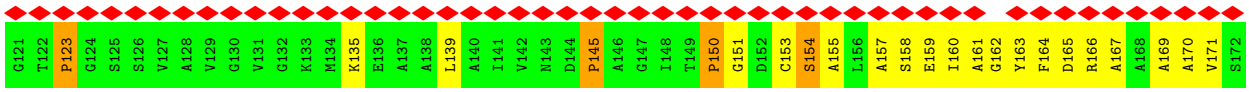

• Molecule 32: Phycocyanin beta subunit

Chain eI:



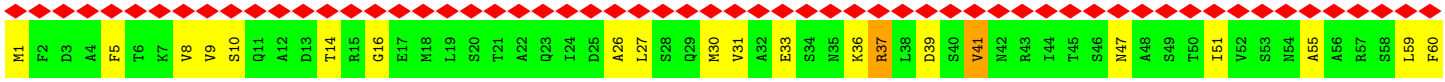

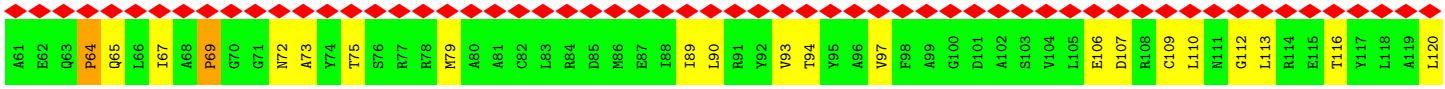

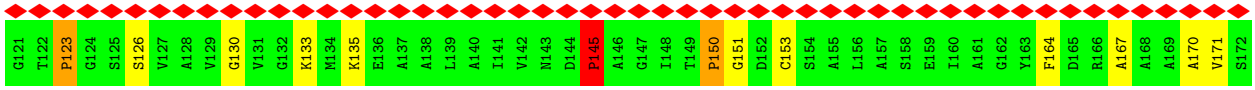

• Molecule 32: Phycocyanin beta subunit

Chain gI:

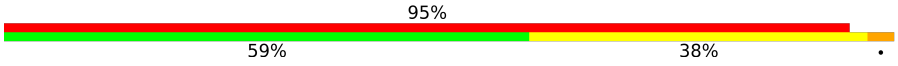

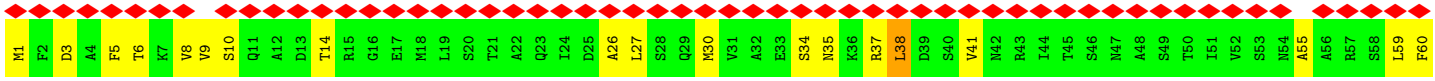

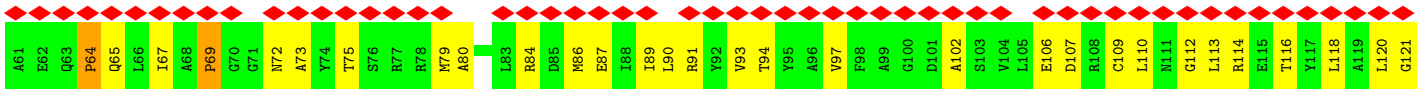

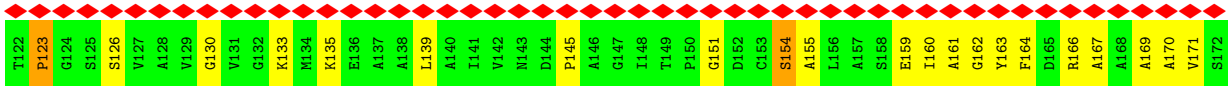

• Molecule 32: Phycocyanin beta subunit

Chain iI:



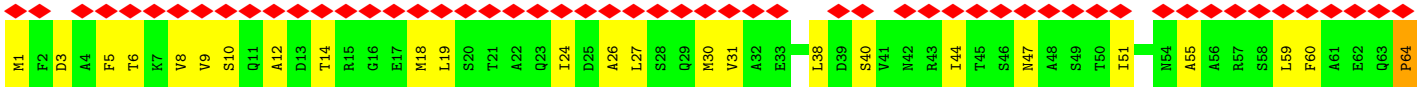

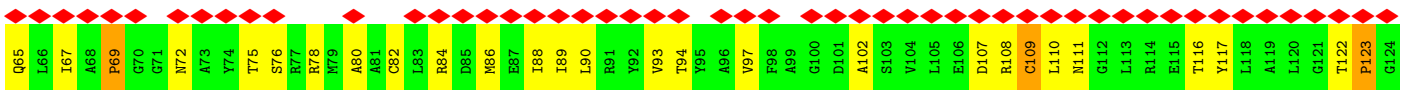

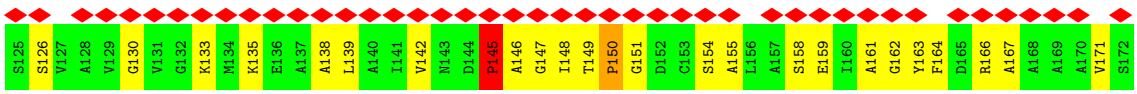

• Molecule 32: Phycocyanin beta subunit

Chain kI:

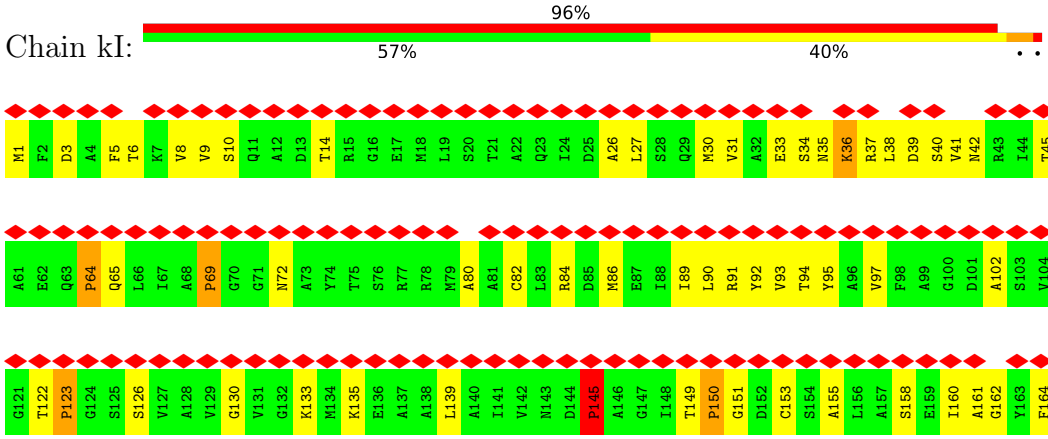

• Molecule 32: Phycocyanin beta subunit

Chain mI:

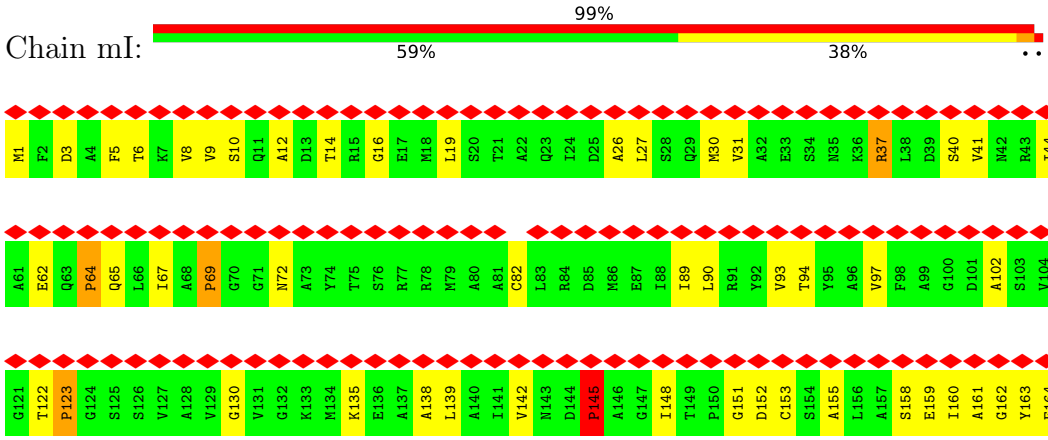

• Molecule 32: Phycocyanin beta subunit

Chain cJ:

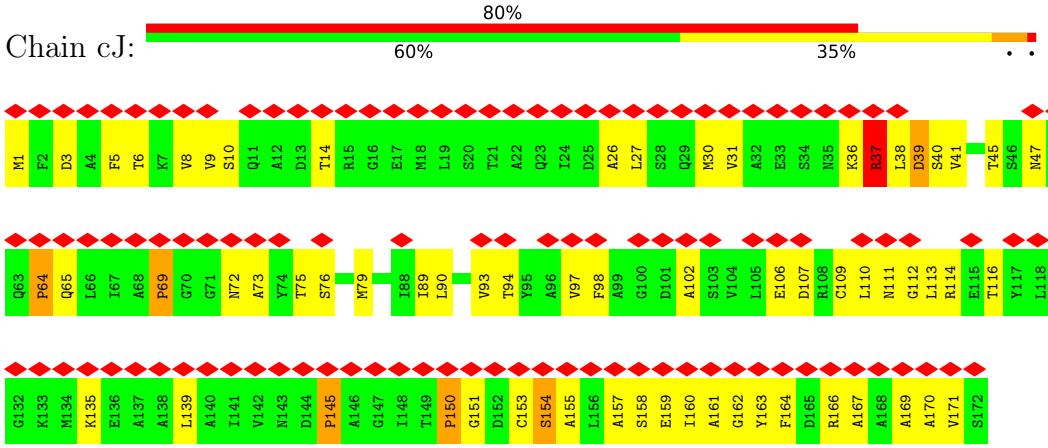

• Molecule 32: Phycocyanin beta subunit

Chain eJ:

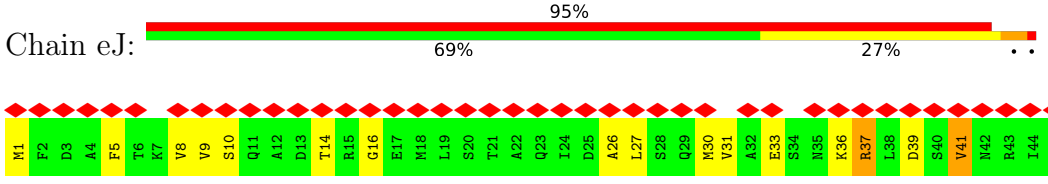

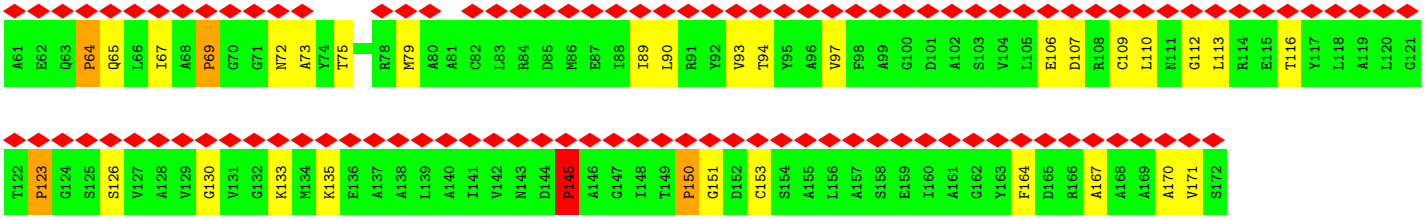

• Molecule 32: Phycocyanin beta subunit

Chain gJ:



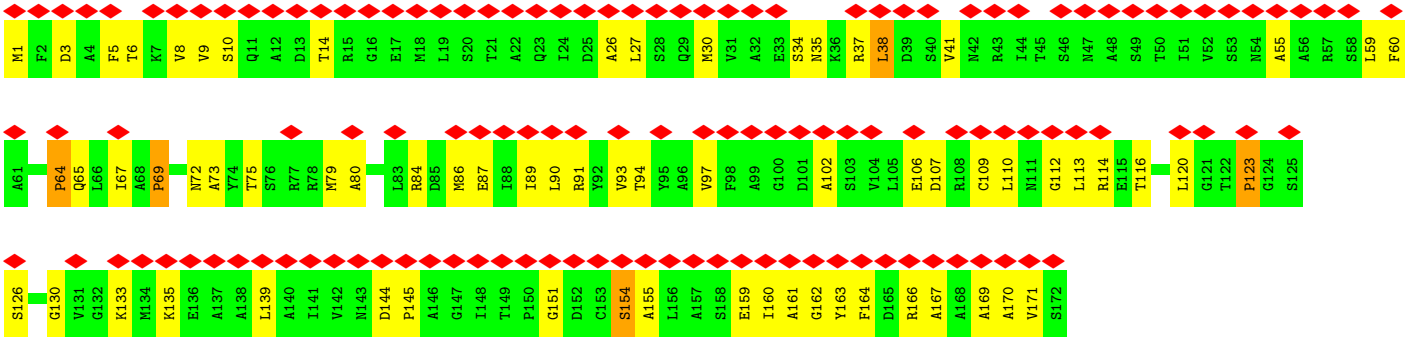

• Molecule 32: Phycocyanin beta subunit

Chain iJ:

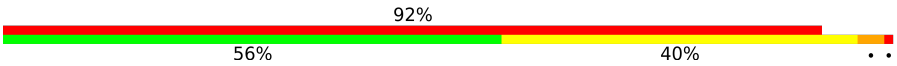

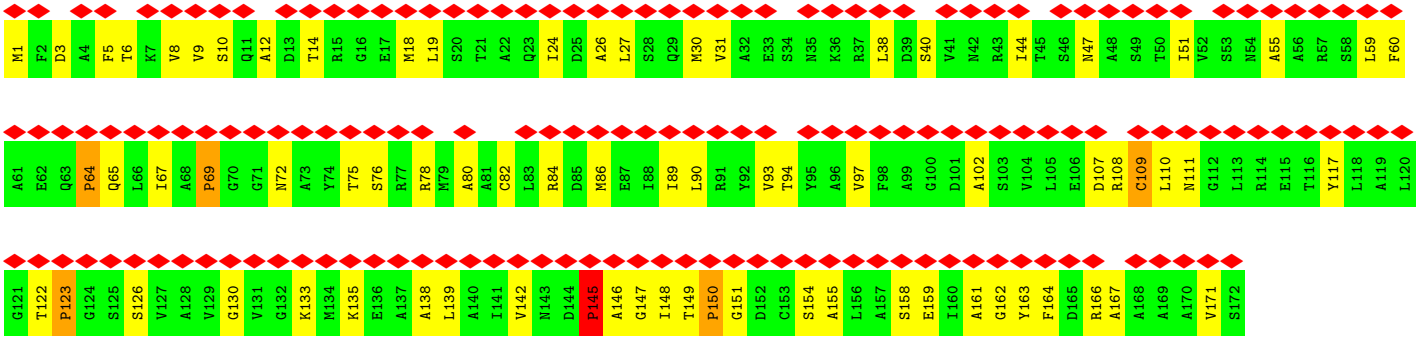

• Molecule 32: Phycocyanin beta subunit

Chain kJ:

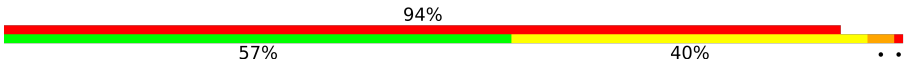

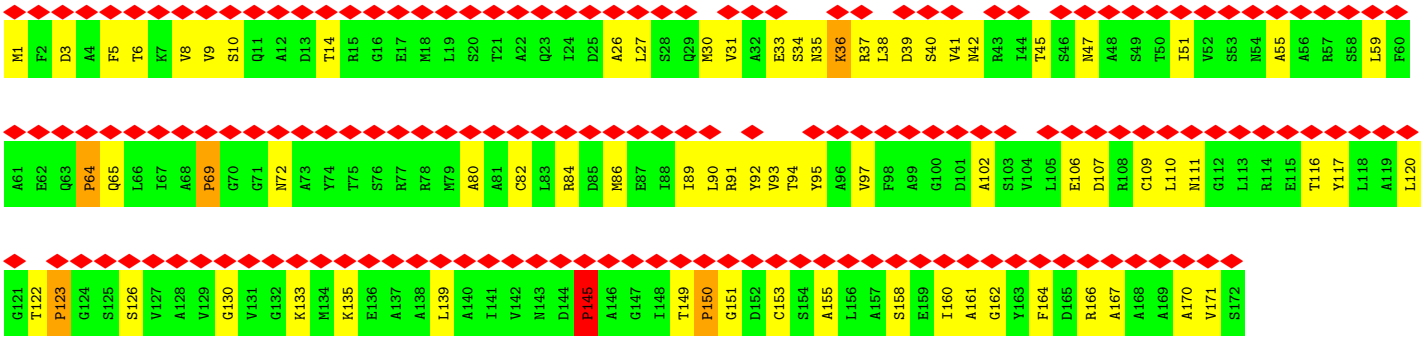

• Molecule 32: Phycocyanin beta subunit

Chain mJ:

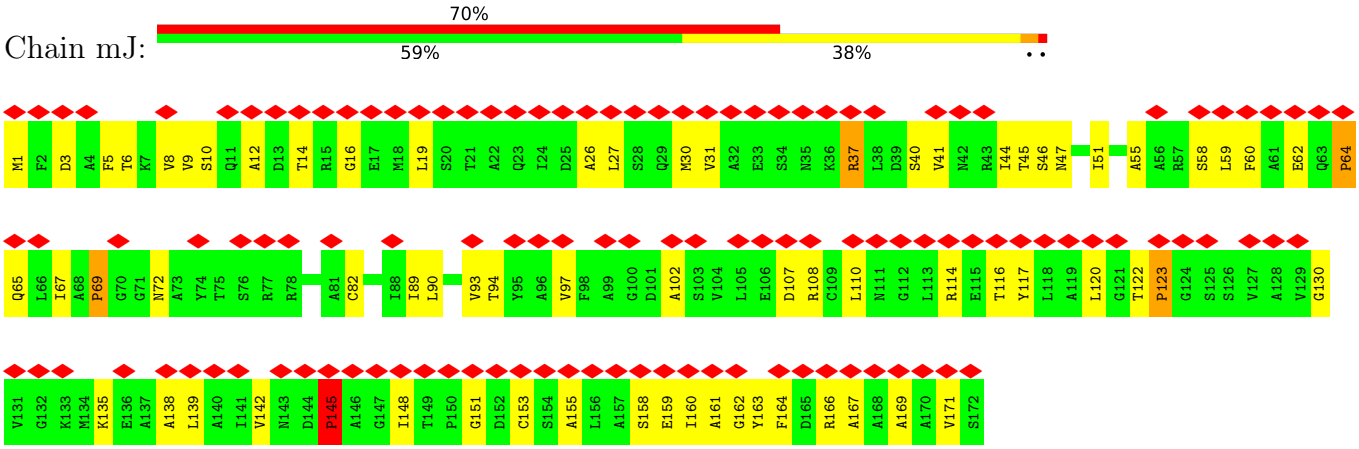

4 Experimental information (i)

Property	Value	Source
EM reconstruction method	SINGLE PARTICLE	Depositor
Imposed symmetry	POINT, Not provided	
Number of particles used	168000	Depositor
Resolution determination method	FSC 0.143 CUT-OFF	Depositor
CTF correction method	NONE	Depositor
Microscope	FEI TITAN KRIOS	Depositor
Voltage (kV)	300	Depositor
Electron dose ($e^-/Å^2$)	35	Depositor
Minimum defocus (nm)	6000	Depositor
Maximum defocus (nm)	6000	Depositor
Magnification	Not provided	
Image detector	GATAN K3 (6k x 4k)	Depositor
Maximum map value	1.723	Depositor
Minimum map value	-1.208	Depositor
Average map value	0.006	Depositor
Map value standard deviation	0.057	Depositor
Recommended contour level	0.16	Depositor
Map size (Å)	652.8, 652.8, 652.8	wwPDB
Map dimensions	400, 400, 400	wwPDB
Map angles (°)	90.0, 90.0, 90.0	wwPDB
Pixel spacing (Å)	1.632, 1.632, 1.632	Depositor

5 Model quality (i)

5.1 Standard geometry (i)

Bond lengths and bond angles in the following residue types are not validated in this section: PL9, PHO, HEM, BCT, LHG, CA, OEX, SQD, FE2, CL, BCR, CLA, LMG, LMT, DGD, CYC

The Z score for a bond length (or angle) is the number of standard deviations the observed value is removed from the expected value. A bond length (or angle) with $|Z| > 5$ is considered an outlier worth inspection. RMSZ is the root-mean-square of all Z scores of the bond lengths (or angles).

Mol	Chain	Bond lengths		Bond angles	
		RMSZ	#$\|Z\|$ >5	RMSZ	#$\|Z\|$ >5
1	B2	0.81	0/1991	1.46	20/2706 (0.7%)
1	B3	0.78	0/1984	1.34	12/2698 (0.4%)
1	B5	0.79	0/1899	1.44	22/2590 (0.8%)
1	B6	0.79	0/1994	1.43	20/2710 (0.7%)
1	B7	0.77	0/1991	1.31	11/2707 (0.4%)
1	B8	0.79	0/1892	1.44	22/2581 (0.9%)
1	B9	0.80	0/1991	1.39	19/2707 (0.7%)
1	BA	0.77	0/1997	1.31	12/2714 (0.4%)
1	BC	0.77	0/1990	1.33	13/2705 (0.5%)
1	BH	0.79	0/1892	1.44	22/2581 (0.9%)
1	BI	0.82	0/1971	1.52	22/2679 (0.8%)
1	BJ	0.79	0/1899	1.44	22/2590 (0.8%)
2	B4	0.46	1/7144 (0.0%)	0.81	23/9652 (0.2%)
2	BB	0.47	1/7144 (0.0%)	0.82	24/9652 (0.2%)
2	C4	0.45	1/6986 (0.0%)	0.76	11/9441 (0.1%)
2	CB	0.45	1/6986 (0.0%)	0.76	11/9441 (0.1%)
3	4G	0.33	0/1220	0.66	0/1649
3	4L	0.33	0/1220	0.66	0/1649
3	6G	0.40	0/1224	0.75	3/1653 (0.2%)
3	6L	0.40	0/1224	0.75	3/1653 (0.2%)
3	9F	0.32	0/1224	0.55	0/1653
3	9K	0.32	0/1224	0.55	0/1653
3	AG	0.35	0/1224	0.63	0/1653
3	AL	0.35	0/1224	0.63	0/1653
3	GG	0.38	0/1224	0.63	0/1653
3	GL	0.38	0/1224	0.63	0/1653
3	IG	0.40	0/1221	0.90	6/1649 (0.4%)
3	IL	0.40	0/1218	1.00	11/1646 (0.7%)
3	JF	0.38	0/1218	0.66	1/1646 (0.1%)
3	JK	0.38	0/1224	0.69	2/1653 (0.1%)
3	KG	0.39	0/1218	0.62	0/1646
3	KL	0.39	0/1218	0.62	0/1646

Mol	Chain	Bond lengths		Bond angles	
		RMSZ	$\#\|Z\| > 5$	RMSZ	$\#\|Z\| > 5$
3	LF	0.37	0/1224	0.63	1/1653 (0.1%)
3	LK	0.37	0/1224	0.63	1/1653 (0.1%)
3	NG	0.33	0/1218	0.61	0/1646
3	NL	0.33	0/1218	0.61	0/1646
3	O4	0.30	0/1218	0.66	0/1646
3	OB	0.31	0/1214	0.67	0/1642
3	PG	0.41	0/1224	0.64	0/1653
3	PL	0.41	0/1224	0.64	0/1653
3	Q4	0.27	0/1224	0.55	0/1653
3	QB	0.27	0/1220	0.55	0/1648
3	RG	0.32	0/1224	0.55	0/1653
3	RL	0.32	0/1224	0.56	0/1653
3	S4	0.29	0/1224	0.61	0/1653
3	SB	0.30	0/1224	0.61	0/1653
3	TG	0.32	0/1218	0.58	1/1646 (0.1%)
3	TL	0.32	0/1218	0.58	1/1646 (0.1%)
3	V4	0.28	0/1220	0.61	0/1649
3	VB	0.28	0/1220	0.61	0/1649
3	X4	0.29	0/1211	0.58	0/1637
3	XB	0.29	0/1218	0.58	0/1646
3	XF	0.34	0/1224	0.76	5/1653 (0.3%)
3	XK	0.34	0/1224	0.72	3/1653 (0.2%)
3	Z4	0.29	0/1224	0.64	1/1653 (0.1%)
3	ZB	0.29	0/1224	0.65	1/1653 (0.1%)
3	ZF	0.34	0/1224	0.54	0/1653
3	ZK	0.34	0/1224	0.54	0/1653
3	bF	0.36	0/1224	0.59	1/1653 (0.1%)
3	bK	0.36	0/1224	0.59	1/1653 (0.1%)
3	dF	0.34	0/1220	0.60	0/1649
3	dK	0.34	0/1220	0.60	0/1649
3	fF	0.41	0/1224	0.66	0/1653
3	fK	0.41	0/1224	0.66	0/1653
3	iF	0.33	0/1224	0.57	0/1653
3	iK	0.33	0/1224	0.57	0/1653
3	kF	0.33	0/1224	0.63	1/1653 (0.1%)
3	kK	0.33	0/1224	0.63	1/1653 (0.1%)
3	o4	0.33	0/1220	0.74	4/1648 (0.2%)
3	oB	0.33	0/1214	0.71	3/1641 (0.2%)
3	q4	0.31	0/1212	0.62	1/1637 (0.1%)
3	qB	0.31	0/1212	0.62	1/1637 (0.1%)
3	s4	0.38	0/1224	0.65	1/1653 (0.1%)
3	sB	0.38	0/1224	0.65	1/1653 (0.1%)
3	u4	0.30	0/1214	0.62	0/1642

Mol	Chain	Bond lengths		Bond angles	
		RMSZ	#|Z| >5	RMSZ	#|Z| >5
3	uB	0.30	0/1214	0.62	0/1642
3	w4	0.29	0/1211	0.52	0/1638
3	wB	0.31	0/1224	0.53	0/1653
3	y4	0.39	0/1224	0.59	0/1653
3	yB	0.39	0/1224	0.59	0/1653
4	1G	0.32	0/1230	0.60	0/1665
4	1L	0.36	0/1230	0.62	0/1665
4	5G	0.35	0/1230	0.53	0/1665
4	5L	0.35	0/1230	0.53	0/1665
4	7G	0.40	0/1230	0.67	1/1665 (0.1%)
4	7L	0.40	0/1230	0.68	1/1665 (0.1%)
4	HG	0.39	0/1224	0.57	1/1658 (0.1%)
4	HL	0.39	0/1224	0.57	1/1658 (0.1%)
4	IF	0.35	0/1230	0.72	1/1665 (0.1%)
4	IK	0.36	0/1230	0.71	0/1665
4	JG	0.42	0/1230	0.61	0/1665
4	JL	0.42	0/1230	0.61	0/1665
4	KF	0.39	0/1230	0.56	0/1665
4	KK	0.39	0/1230	0.56	0/1665
4	LG	0.52	0/1230	0.74	2/1665 (0.1%)
4	LL	0.52	0/1230	0.74	2/1665 (0.1%)
4	MF	0.38	0/1230	0.62	1/1665 (0.1%)
4	MG	0.37	0/1226	0.56	0/1660
4	MK	0.38	0/1230	0.62	1/1665 (0.1%)
4	ML	0.37	0/1226	0.56	0/1660
4	OG	0.41	0/1230	0.63	0/1665
4	OL	0.41	0/1230	0.63	0/1665
4	P4	0.30	0/1230	0.57	0/1665
4	PB	0.30	0/1230	0.57	0/1665
4	R4	0.29	0/1230	0.56	0/1665
4	RB	0.30	0/1230	0.56	0/1665
4	SG	0.32	0/1230	0.55	0/1665
4	SL	0.32	0/1230	0.56	0/1665
4	T4	0.28	0/1230	0.53	0/1665
4	TB	0.29	0/1230	0.58	1/1665 (0.1%)
4	UG	0.32	0/1230	0.54	0/1665
4	UL	0.32	0/1230	0.54	0/1665
4	W4	0.28	0/1230	0.54	0/1665
4	WB	0.29	0/1230	0.55	0/1665
4	WG	0.37	0/1230	0.58	0/1665
4	WL	0.37	0/1230	0.58	0/1665
4	Y4	0.30	0/1230	0.63	2/1665 (0.1%)
4	YB	0.31	0/1230	0.63	2/1665 (0.1%)

Mol	Chain	Bond lengths		Bond angles	
		RMSZ	#|Z| >5	RMSZ	#|Z| >5
4	YF	0.40	0/1230	0.67	3/1665 (0.2%)
4	YK	0.40	0/1230	0.67	3/1665 (0.2%)
4	a4	0.44	0/1214	0.83	2/1644 (0.1%)
4	aB	0.43	0/1211	0.82	3/1640 (0.2%)
4	aF	0.45	0/1230	0.67	1/1665 (0.1%)
4	aK	0.45	0/1230	0.67	1/1665 (0.1%)
4	cF	0.39	0/1230	0.60	1/1665 (0.1%)
4	cK	0.39	0/1230	0.60	1/1665 (0.1%)
4	eF	0.41	0/1230	0.61	0/1665
4	eK	0.41	0/1230	0.61	0/1665
4	hF	0.38	0/1230	0.55	0/1665
4	hK	0.37	0/1224	0.54	0/1658
4	jF	0.32	0/1227	0.52	0/1662
4	jK	0.33	0/1227	0.52	0/1662
4	lF	0.31	0/1230	0.52	0/1665
4	lK	0.32	0/1230	0.52	0/1665
4	nF	0.37	0/1230	0.62	2/1665 (0.1%)
4	nK	0.37	0/1230	0.62	2/1665 (0.1%)
4	p4	0.32	0/1224	0.59	0/1658
4	pB	0.32	0/1224	0.59	0/1658
4	r4	0.40	0/1230	0.55	0/1665
4	rB	0.40	0/1230	0.55	0/1665
4	t4	0.42	1/1230 (0.1%)	0.60	2/1665 (0.1%)
4	tB	0.42	1/1230 (0.1%)	0.60	2/1665 (0.1%)
4	v4	0.32	0/1230	0.59	0/1665
4	vB	0.33	0/1230	0.59	0/1665
4	x4	0.40	0/1230	0.59	0/1665
4	xB	0.40	0/1230	0.59	0/1665
4	z4	0.33	0/1224	0.56	0/1658
4	zB	0.33	0/1224	0.56	0/1658
5	2G	0.39	0/536	0.71	0/720
5	2L	0.39	0/536	0.71	0/720
5	3F	0.48	0/536	0.78	1/720 (0.1%)
5	3K	0.48	0/536	0.78	1/720 (0.1%)
5	8G	0.53	1/536 (0.2%)	0.95	2/720 (0.3%)
5	8L	0.54	1/536 (0.2%)	0.95	2/720 (0.3%)
5	NF	0.43	0/544	0.85	3/730 (0.4%)
5	NK	0.44	0/544	0.85	3/730 (0.4%)
5	U4	0.34	0/536	0.69	0/720
5	UB	0.34	0/536	0.69	0/720
5	b4	0.33	0/536	0.65	0/720
5	bB	0.33	0/536	0.65	0/720
6	A1	0.41	0/2695	0.78	3/3681 (0.1%)

Mol	Chain	Bond lengths		Bond angles	
		RMSZ	#|Z| >5	RMSZ	#|Z| >5
6	AD	0.41	0/2687	0.78	3/3670 (0.1%)
6	AE	0.41	0/2687	0.78	3/3670 (0.1%)
6	a1	0.43	0/2693	0.74	3/3679 (0.1%)
6	aD	0.43	0/2699	0.75	3/3686 (0.1%)
6	aE	0.43	0/2699	0.75	3/3686 (0.1%)
7	B1	0.54	2/4059 (0.0%)	0.85	12/5531 (0.2%)
7	BD	0.54	1/4063 (0.0%)	0.84	11/5536 (0.2%)
7	BE	0.54	1/4057 (0.0%)	0.84	11/5529 (0.2%)
7	b1	0.43	0/4079	0.80	10/5557 (0.2%)
7	bD	0.43	0/4079	0.80	10/5557 (0.2%)
7	bE	0.43	0/4079	0.80	10/5557 (0.2%)
8	C1	0.39	0/3597	0.84	14/4895 (0.3%)
8	CD	0.37	0/3597	0.79	12/4895 (0.2%)
8	CE	0.37	0/3597	0.79	12/4895 (0.2%)
8	c1	0.44	0/3595	0.86	13/4894 (0.3%)
8	cD	0.45	0/3591	0.87	14/4890 (0.3%)
8	cE	0.43	0/3593	0.86	15/4891 (0.3%)
9	D1	0.59	2/2810 (0.1%)	0.97	20/3833 (0.5%)
9	DD	0.59	2/2810 (0.1%)	0.97	20/3833 (0.5%)
9	DE	0.59	2/2810 (0.1%)	0.97	20/3833 (0.5%)
9	d1	0.62	1/2806 (0.0%)	1.05	19/3828 (0.5%)
9	dD	0.62	1/2806 (0.0%)	1.05	19/3828 (0.5%)
9	dE	0.62	1/2806 (0.0%)	1.05	19/3828 (0.5%)
10	E1	0.35	0/652	0.90	3/889 (0.3%)
10	ED	0.35	0/652	0.90	3/889 (0.3%)
10	EE	0.35	0/652	0.90	3/889 (0.3%)
10	e1	0.40	0/652	0.77	1/889 (0.1%)
10	eD	0.40	0/652	0.77	1/889 (0.1%)
10	eE	0.40	0/652	0.77	1/889 (0.1%)
11	F1	0.43	0/292	0.83	1/400 (0.2%)
11	FD	0.44	0/292	0.83	1/400 (0.2%)
11	FE	0.43	0/292	0.83	1/400 (0.2%)
11	f1	0.55	0/292	1.20	4/400 (1.0%)
11	fD	0.57	0/309	1.24	5/424 (1.2%)
11	fE	0.53	0/292	1.17	4/400 (1.0%)
12	H1	0.34	0/526	0.91	1/717 (0.1%)
12	HD	0.34	0/518	0.91	1/708 (0.1%)
12	HE	0.40	0/518	0.94	1/708 (0.1%)
12	h1	0.40	0/526	0.80	1/717 (0.1%)
12	hD	0.40	0/526	0.80	1/717 (0.1%)
12	hE	0.40	0/526	0.80	1/717 (0.1%)
13	I1	0.94	1/300 (0.3%)	1.34	7/404 (1.7%)
13	ID	0.96	1/300 (0.3%)	1.45	6/404 (1.5%)

Mol	Chain	Bond lengths		Bond angles	
		RMSZ	#|Z| >5	RMSZ	#|Z| >5
13	IE	0.95	1/300 (0.3%)	1.45	6/404 (1.5%)
13	i1	0.65	0/296	1.12	3/400 (0.8%)
13	iD	0.65	0/296	1.12	3/400 (0.8%)
13	iE	0.65	0/296	1.12	3/400 (0.8%)
14	J1	0.33	0/268	0.74	0/367
14	JD	0.33	0/268	0.74	0/367
14	JE	0.33	0/268	0.74	0/367
14	j1	0.32	0/282	0.77	0/385
14	jD	0.31	0/282	0.77	0/385
14	jE	0.31	0/282	0.77	0/385
15	K1	0.43	0/297	0.94	0/409
15	KD	0.42	0/297	0.94	0/409
15	KE	0.42	0/297	0.94	0/409
15	k1	0.44	0/288	0.99	0/398
15	kD	0.44	0/288	0.99	0/398
15	kE	0.44	0/288	0.99	0/398
16	L1	0.40	0/322	0.84	1/434 (0.2%)
16	LD	0.39	0/322	0.84	1/434 (0.2%)
16	LE	0.39	0/322	0.84	1/434 (0.2%)
16	l1	0.40	0/322	0.84	1/434 (0.2%)
16	lD	0.39	0/322	0.84	1/434 (0.2%)
16	lE	0.40	0/322	0.84	1/434 (0.2%)
17	M1	0.44	0/290	0.84	0/392
17	MD	0.44	0/290	0.84	0/392
17	ME	0.44	0/290	0.84	0/392
17	m1	0.59	0/290	0.98	1/392 (0.3%)
17	mD	0.59	0/290	0.98	1/392 (0.3%)
17	mE	0.59	0/290	0.98	1/392 (0.3%)
18	O1	0.43	0/1893	1.11	7/2571 (0.3%)
18	OD	0.43	0/1893	1.11	7/2571 (0.3%)
18	OE	0.43	0/1893	1.10	6/2571 (0.2%)
18	o1	0.43	0/1893	1.10	6/2571 (0.2%)
18	oD	0.43	0/1893	1.11	7/2571 (0.3%)
18	oE	0.43	0/1893	1.11	7/2571 (0.3%)
19	Q1	0.38	0/985	0.91	3/1332 (0.2%)
19	QD	0.38	0/985	0.91	3/1332 (0.2%)
19	QE	0.38	0/985	0.91	3/1332 (0.2%)
19	q1	0.38	0/985	0.91	3/1332 (0.2%)
19	qD	0.38	0/985	0.91	3/1332 (0.2%)
19	qE	0.38	0/985	0.91	3/1332 (0.2%)
20	R1	0.32	0/264	0.85	0/357
20	RD	0.32	0/264	0.85	2/357 (0.6%)
20	RE	0.32	0/264	0.85	2/357 (0.6%)

Mol	Chain	Bond lengths		Bond angles	
		RMSZ	$\#\|Z\| > 5$	RMSZ	$\#\|Z\| > 5$
20	r1	0.33	0/264	0.84	0/357
20	rD	0.33	0/264	0.85	0/357
20	rE	0.33	0/264	0.85	0/357
22	T1	0.33	0/230	0.69	0/313
22	TD	0.32	0/230	0.69	0/313
22	TE	0.33	0/230	0.69	0/313
22	t1	0.31	0/238	0.56	0/323
22	tD	0.31	0/238	0.56	0/323
22	tE	0.31	0/238	0.56	0/323
23	U1	0.35	0/769	0.89	4/1040 (0.4%)
23	UD	0.35	0/769	0.89	4/1040 (0.4%)
23	UE	0.35	0/769	0.89	4/1040 (0.4%)
23	u1	0.35	0/769	0.89	4/1040 (0.4%)
23	uD	0.34	0/769	0.89	4/1040 (0.4%)
23	uE	0.35	0/769	0.89	4/1040 (0.4%)
24	V1	0.33	0/1064	0.73	1/1447 (0.1%)
24	VD	0.33	0/1064	0.74	1/1447 (0.1%)
24	VE	0.33	0/1064	0.74	1/1447 (0.1%)
24	v1	0.32	0/1064	0.72	1/1447 (0.1%)
24	vD	0.32	0/1064	0.72	1/1447 (0.1%)
24	vE	0.32	0/1064	0.72	1/1447 (0.1%)
25	X1	0.32	0/318	0.75	0/429
25	XD	0.32	0/318	0.75	0/429
25	XE	0.32	0/318	0.75	0/429
25	x1	0.33	0/318	0.75	0/429
25	xD	0.33	0/318	0.75	0/429
25	xE	0.33	0/318	0.75	0/429
26	Y1	0.35	0/241	0.84	0/327
26	YD	0.35	0/241	0.84	0/327
26	YE	0.35	0/241	0.84	0/327
26	y1	0.35	0/241	0.81	0/327
26	yD	0.35	0/241	0.79	0/327
26	yE	0.35	0/241	0.79	0/327
27	Z1	0.40	0/473	0.85	0/651
27	ZD	0.40	0/473	0.85	0/651
27	ZE	0.40	0/473	0.85	0/651
27	z1	0.57	0/473	0.96	3/651 (0.5%)
27	zD	0.57	0/473	0.96	3/651 (0.5%)
27	zE	0.57	0/473	0.95	3/651 (0.5%)
28	BG	0.78	0/363	1.99	17/483 (3.5%)
28	BL	0.78	0/363	1.99	17/483 (3.5%)
28	EF	0.83	0/360	1.90	16/480 (3.3%)
28	EK	0.83	0/360	1.90	17/480 (3.5%)

Mol	Chain	Bond lengths		Bond angles	
		RMSZ	$\#\|Z\| > 5$	RMSZ	$\#\|Z\| > 5$
29	QG	0.52	0/1316	0.82	2/1790 (0.1%)
29	QL	0.51	0/1316	0.81	2/1790 (0.1%)
29	gF	0.51	0/1316	0.82	3/1790 (0.2%)
29	gK	0.51	0/1316	0.82	3/1790 (0.2%)
30	VG	0.40	0/1274	0.70	1/1720 (0.1%)
30	VL	0.41	0/1274	0.70	1/1720 (0.1%)
30	mF	0.39	0/1274	0.69	1/1720 (0.1%)
30	mK	0.39	0/1274	0.69	1/1720 (0.1%)
31	b2	0.39	0/1060	0.82	5/1446 (0.3%)
31	b3	0.39	0/1060	0.82	5/1446 (0.3%)
31	b5	0.39	0/1060	0.82	5/1446 (0.3%)
31	b6	0.39	0/1060	0.82	5/1446 (0.3%)
31	b7	0.39	0/1060	0.82	5/1446 (0.3%)
31	b8	0.39	0/1060	0.82	5/1446 (0.3%)
31	b9	0.39	0/1060	0.82	5/1446 (0.3%)
31	bA	0.39	0/1060	0.82	5/1446 (0.3%)
31	bC	0.39	0/1060	0.82	5/1446 (0.3%)
31	bH	0.39	0/1060	0.82	5/1446 (0.3%)
31	bI	0.39	0/1060	0.82	5/1446 (0.3%)
31	bJ	0.39	0/1060	0.82	5/1446 (0.3%)
31	d2	0.40	0/1019	0.83	5/1397 (0.4%)
31	d3	0.40	0/1019	0.83	5/1397 (0.4%)
31	d5	0.40	0/1019	0.83	5/1397 (0.4%)
31	d6	0.40	0/1019	0.83	5/1397 (0.4%)
31	d7	0.40	0/1019	0.83	5/1397 (0.4%)
31	d8	0.40	0/1019	0.83	5/1397 (0.4%)
31	d9	0.40	0/1019	0.83	5/1397 (0.4%)
31	dA	0.40	0/1019	0.83	5/1397 (0.4%)
31	dC	0.40	0/1019	0.83	5/1397 (0.4%)
31	dH	0.40	0/1019	0.83	5/1397 (0.4%)
31	dI	0.40	0/1019	0.83	5/1397 (0.4%)
31	dJ	0.40	0/1019	0.83	5/1397 (0.4%)
31	f2	0.39	0/1039	0.82	5/1424 (0.4%)
31	f3	0.39	0/1039	0.82	5/1424 (0.4%)
31	f5	0.39	0/1039	0.82	5/1424 (0.4%)
31	f6	0.39	0/1039	0.82	5/1424 (0.4%)
31	f7	0.39	0/1039	0.82	5/1424 (0.4%)
31	f8	0.39	0/1039	0.82	5/1424 (0.4%)
31	f9	0.39	0/1039	0.82	5/1424 (0.4%)
31	fA	0.39	0/1039	0.82	5/1424 (0.4%)
31	fC	0.39	0/1039	0.82	5/1424 (0.4%)
31	fH	0.39	0/1039	0.82	5/1424 (0.4%)
31	fI	0.39	0/1039	0.82	5/1424 (0.4%)

Mol	Chain	Bond lengths		Bond angles	
		RMSZ	#|Z| >5	RMSZ	#|Z| >5
31	fJ	0.39	0/1039	0.82	5/1424 (0.4%)
31	h2	0.39	0/1051	0.82	5/1437 (0.3%)
31	h3	0.39	0/1051	0.82	5/1437 (0.3%)
31	h5	0.39	0/1051	0.82	5/1437 (0.3%)
31	h6	0.39	0/1051	0.82	5/1437 (0.3%)
31	h7	0.39	0/1051	0.82	5/1437 (0.3%)
31	h8	0.39	0/1051	0.82	5/1437 (0.3%)
31	h9	0.39	0/1045	0.82	5/1430 (0.3%)
31	hA	0.39	0/1051	0.82	5/1437 (0.3%)
31	hC	0.39	0/1051	0.82	5/1437 (0.3%)
31	hH	0.39	0/1051	0.82	5/1437 (0.3%)
31	hI	0.39	0/1051	0.82	5/1437 (0.3%)
31	hJ	0.39	0/1051	0.82	5/1437 (0.3%)
31	j2	0.39	0/1037	0.83	5/1419 (0.4%)
31	j3	0.39	0/1037	0.83	5/1419 (0.4%)
31	j5	0.39	0/1037	0.83	5/1419 (0.4%)
31	j6	0.40	0/1037	0.83	5/1419 (0.4%)
31	j7	0.39	0/1037	0.83	5/1419 (0.4%)
31	j8	0.39	0/1037	0.83	5/1419 (0.4%)
31	j9	0.39	0/1037	0.83	5/1419 (0.4%)
31	jA	0.39	0/1037	0.83	5/1419 (0.4%)
31	jC	0.39	0/1037	0.83	5/1419 (0.4%)
31	jH	0.39	0/1037	0.83	5/1419 (0.4%)
31	jI	0.40	0/1037	0.83	5/1419 (0.4%)
31	jJ	0.39	0/1037	0.83	5/1419 (0.4%)
31	l2	0.39	0/1070	0.81	5/1464 (0.3%)
31	l3	0.39	0/1070	0.82	5/1464 (0.3%)
31	l5	0.38	0/1070	0.82	5/1464 (0.3%)
31	l6	0.39	0/1070	0.81	5/1464 (0.3%)
31	l7	0.39	0/1070	0.82	5/1464 (0.3%)
31	l8	0.39	0/1070	0.81	5/1464 (0.3%)
31	l9	0.39	0/1070	0.82	5/1464 (0.3%)
31	lA	0.39	0/1070	0.82	5/1464 (0.3%)
31	lC	0.39	0/1070	0.82	5/1464 (0.3%)
31	lH	0.38	0/1070	0.82	5/1464 (0.3%)
31	lI	0.39	0/1070	0.82	5/1464 (0.3%)
31	lJ	0.39	0/1070	0.82	5/1464 (0.3%)
32	c2	0.39	0/1083	1.00	8/1488 (0.5%)
32	c3	0.39	0/1083	1.00	8/1488 (0.5%)
32	c5	0.39	0/1083	1.00	8/1488 (0.5%)
32	c6	0.39	0/1083	1.00	8/1488 (0.5%)
32	c7	0.39	0/1083	1.00	8/1488 (0.5%)
32	c8	0.39	0/1083	1.00	8/1488 (0.5%)

Mol	Chain	Bond lengths		Bond angles	
		RMSZ	$\#\|Z\|>5$	RMSZ	$\#\|Z\|>5$
32	c9	0.39	0/1083	1.00	8/1488 (0.5%)
32	cA	0.39	0/1083	1.00	8/1488 (0.5%)
32	cC	0.39	0/1083	1.00	8/1488 (0.5%)
32	cH	0.39	0/1083	1.00	8/1488 (0.5%)
32	cI	0.39	0/1080	1.01	8/1484 (0.5%)
32	cJ	0.39	0/1083	1.00	8/1488 (0.5%)
32	e2	0.39	0/1069	0.92	9/1467 (0.6%)
32	e3	0.39	0/1069	0.92	9/1467 (0.6%)
32	e5	0.39	0/1069	0.92	9/1467 (0.6%)
32	e6	0.39	0/1069	0.92	9/1467 (0.6%)
32	e7	0.39	0/1069	0.92	9/1467 (0.6%)
32	e8	0.39	0/1069	0.92	9/1467 (0.6%)
32	e9	0.39	0/1069	0.92	9/1467 (0.6%)
32	eA	0.39	0/1069	0.92	9/1467 (0.6%)
32	eC	0.39	0/1069	0.92	9/1467 (0.6%)
32	eH	0.39	0/1069	0.92	9/1467 (0.6%)
32	eI	0.39	0/1069	0.92	9/1467 (0.6%)
32	eJ	0.39	0/1069	0.92	9/1467 (0.6%)
32	g2	0.40	0/1094	0.84	5/1498 (0.3%)
32	g3	0.40	0/1094	0.84	5/1498 (0.3%)
32	g5	0.40	0/1094	0.84	5/1498 (0.3%)
32	g6	0.40	0/1094	0.84	5/1498 (0.3%)
32	g7	0.40	0/1094	0.84	5/1498 (0.3%)
32	g8	0.40	0/1094	0.84	5/1498 (0.3%)
32	g9	0.40	0/1094	0.84	5/1498 (0.3%)
32	gA	0.40	0/1094	0.84	5/1498 (0.3%)
32	gC	0.40	0/1094	0.84	5/1498 (0.3%)
32	gH	0.40	0/1094	0.84	5/1498 (0.3%)
32	gI	0.40	0/1091	0.84	5/1494 (0.3%)
32	gJ	0.40	0/1094	0.84	5/1498 (0.3%)
32	i2	0.41	0/1093	0.99	12/1497 (0.8%)
32	i3	0.41	0/1093	0.99	12/1497 (0.8%)
32	i5	0.41	0/1093	0.99	12/1497 (0.8%)
32	i6	0.41	0/1093	0.98	12/1497 (0.8%)
32	i7	0.41	0/1093	0.98	12/1497 (0.8%)
32	i8	0.41	0/1093	0.98	12/1497 (0.8%)
32	i9	0.41	0/1093	0.98	12/1497 (0.8%)
32	iA	0.41	0/1093	0.99	12/1497 (0.8%)
32	iC	0.41	0/1093	0.98	12/1497 (0.8%)
32	iH	0.41	0/1093	0.99	12/1497 (0.8%)
32	iI	0.41	0/1093	0.99	12/1497 (0.8%)
32	iJ	0.41	0/1093	0.98	12/1497 (0.8%)
32	k2	0.38	0/1110	0.88	6/1520 (0.4%)

Mol	Chain	Bond lengths		Bond angles	
		RMSZ	#|Z| >5	RMSZ	#|Z| >5
32	k3	0.38	0/1110	0.88	6/1520 (0.4%)
32	k5	0.37	0/1110	0.88	6/1520 (0.4%)
32	k6	0.37	0/1110	0.88	6/1520 (0.4%)
32	k7	0.37	0/1110	0.88	6/1520 (0.4%)
32	k8	0.37	0/1110	0.88	6/1520 (0.4%)
32	k9	0.37	0/1110	0.88	6/1520 (0.4%)
32	kA	0.38	0/1110	0.88	6/1520 (0.4%)
32	kC	0.37	0/1110	0.88	6/1520 (0.4%)
32	kH	0.37	0/1110	0.88	6/1520 (0.4%)
32	kI	0.37	0/1110	0.88	6/1520 (0.4%)
32	kJ	0.38	0/1110	0.88	6/1520 (0.4%)
32	m2	0.39	0/1104	0.93	8/1514 (0.5%)
32	m3	0.39	0/1104	0.93	8/1514 (0.5%)
32	m5	0.39	0/1104	0.93	8/1514 (0.5%)
32	m6	0.39	0/1104	0.93	8/1514 (0.5%)
32	m7	0.39	0/1104	0.93	8/1514 (0.5%)
32	m8	0.39	0/1104	0.93	9/1514 (0.6%)
32	m9	0.39	0/1104	0.93	9/1514 (0.6%)
32	mA	0.39	0/1104	0.93	8/1514 (0.5%)
32	mC	0.39	0/1104	0.93	8/1514 (0.5%)
32	mH	0.39	0/1104	0.93	8/1514 (0.5%)
32	mI	0.39	0/1104	0.93	8/1514 (0.5%)
32	mJ	0.39	0/1104	0.93	8/1514 (0.5%)
All	All	0.43	24/519767 (0.0%)	0.84	1862/706903 (0.3%)

Chiral center outliers are detected by calculating the chiral volume of a chiral center and verifying if the center is modelled as a planar moiety or with the opposite hand.A planarity outlier is detected by checking planarity of atoms in a peptide group, atoms in a mainchain group or atoms of a sidechain that are expected to be planar.

Mol	Chain	#Chirality outliers	#Planarity outliers
1	B5	0	1
1	B8	0	1
1	BC	0	1
1	BH	0	1
1	BJ	0	1
2	B4	0	5
2	BB	0	5
2	C4	0	4
2	CB	0	4
3	GG	0	1
3	GL	0	1

Continued on next page...

Continued from previous page...

Mol	Chain	#Chirality outliers	#Planarity outliers
3	s4	0	1
3	sB	0	1
4	UG	0	1
4	UL	0	1
4	WG	0	1
4	WL	0	1
4	a4	0	2
4	aB	0	2
4	x4	0	1
4	xB	0	1
5	3F	0	1
5	3K	0	1
5	U4	0	1
5	UB	0	1
6	A1	0	4
6	AD	0	4
6	AE	0	4
6	a1	0	5
6	aD	0	5
6	aE	0	5
7	B1	0	5
7	BD	0	5
7	BE	0	5
7	b1	0	5
7	bD	0	5
7	bE	0	5
8	cE	0	1
9	D1	0	2
9	DD	0	2
9	DE	0	2
9	d1	0	2
9	dD	0	2
9	dE	0	2
12	H1	0	1
12	HD	0	1
12	HE	0	1
12	h1	0	1
12	hD	0	1
12	hE	0	1
13	i1	0	2
13	iD	0	2
13	iE	0	2

Continued on next page...

Continued from previous page...

Mol	Chain	#Chirality outliers	#Planarity outliers
14	j1	0	1
14	jD	0	1
14	jE	0	1
18	O1	0	16
18	OD	0	16
18	OE	0	16
18	o1	0	16
18	oD	0	16
18	oE	0	16
19	Q1	0	3
19	QD	0	3
19	QE	0	3
19	q1	0	3
19	qD	0	3
19	qE	0	3
23	U1	0	2
23	UD	0	2
23	UE	0	2
23	u1	0	2
23	uD	0	2
23	uE	0	2
24	V1	0	1
24	VD	0	1
24	VE	0	1
24	v1	0	2
24	vD	0	2
24	vE	0	2
28	BG	0	1
28	BL	0	1
28	EF	0	1
28	EK	0	1
29	QG	0	1
29	QL	0	1
29	gF	0	1
29	gK	0	1
32	c2	0	1
32	c3	0	1
32	c5	0	1
32	c6	0	1
32	c7	0	1
32	c8	0	1
32	c9	0	1

Continued on next page...

Continued from previous page...

Mol	Chain	#Chirality outliers	#Planarity outliers
32	cA	0	1
32	cC	0	1
32	cH	0	1
32	cI	0	1
32	cJ	0	1
32	e2	0	1
32	e3	0	1
32	e5	0	1
32	e6	0	1
32	e7	0	1
32	e8	0	1
32	e9	0	1
32	eA	0	1
32	eC	0	1
32	eH	0	1
32	eI	0	1
32	eJ	0	1
32	g2	0	1
32	g3	0	1
32	g5	0	1
32	g6	0	1
32	g7	0	1
32	g8	0	1
32	g9	0	1
32	gA	0	1
32	gC	0	1
32	gH	0	1
32	gI	0	1
32	gJ	0	1
32	k2	0	1
32	k3	0	1
32	k5	0	1
32	k6	0	1
32	k7	0	1
32	k8	0	1
32	k9	0	1
32	kA	0	1
32	kC	0	1
32	kH	0	1
32	kI	0	1
32	kJ	0	1
All	All	0	317

All (24) bond length outliers are listed below:

Mol	Chain	Res	Type	Atoms	Z	Observed(Å)	Ideal(Å)
4	t4	77	ARG	CD-NE	6.86	1.55	1.46
4	tB	77	ARG	CD-NE	6.84	1.55	1.46
13	I1	26	ASN	N-CA	-6.66	1.37	1.46
5	8G	58	GLY	C-N	-6.65	1.23	1.33
5	8L	58	GLY	C-N	-6.64	1.23	1.33
13	IE	26	ASN	N-CA	-6.63	1.37	1.46
13	ID	26	ASN	N-CA	-6.63	1.37	1.46
7	B1	498	VAL	C-O	-5.69	1.18	1.24
7	BD	498	VAL	C-O	-5.69	1.18	1.24
7	BE	498	VAL	C-O	-5.61	1.18	1.24
2	C4	20	VAL	C-N	5.25	1.39	1.34
2	CB	20	VAL	C-N	5.24	1.39	1.34
2	B4	20	VAL	C-N	5.23	1.39	1.34
2	BB	20	VAL	C-N	5.19	1.39	1.34
9	DD	110	LEU	CA-C	-5.14	1.46	1.52
9	DE	110	LEU	CA-C	-5.13	1.46	1.52
9	d1	90	LEU	CA-C	-5.09	1.45	1.52
9	D1	110	LEU	CA-C	-5.09	1.46	1.52
9	dD	90	LEU	CA-C	-5.07	1.45	1.52
9	dE	90	LEU	CA-C	-5.07	1.45	1.52
9	DD	106	GLN	CA-C	-5.07	1.45	1.52
9	DE	106	GLN	CA-C	-5.06	1.45	1.52
9	D1	106	GLN	CA-C	-5.05	1.45	1.52
7	B1	78	TRP	CA-C	-5.04	1.46	1.52

All (1862) bond angle outliers are listed below:

Mol	Chain	Res	Type	Atoms	Z	Observed(^{o})	Ideal(^{o})
1	BI	212	GLN	C-N-CD	-18.61	48.69	125.00
1	BI	230	ARG	C-N-CD	-17.48	53.35	125.00
1	B2	230	ARG	C-N-CD	-17.47	53.35	125.00
1	B6	230	ARG	C-N-CD	-17.47	53.35	125.00
9	dE	111	TRP	CA-C-N	-16.21	98.39	120.44
9	dE	111	TRP	C-N-CA	-16.21	98.39	120.44
9	dD	111	TRP	CA-C-N	-16.21	98.40	120.44
9	dD	111	TRP	C-N-CA	-16.21	98.40	120.44
9	d1	111	TRP	CA-C-N	-16.19	98.42	120.44
9	d1	111	TRP	C-N-CA	-16.19	98.42	120.44
32	c6	39	ASP	N-CA-C	-15.31	91.49	111.24
32	c5	39	ASP	N-CA-C	-15.31	91.49	111.24
32	cI	39	ASP	N-CA-C	-15.30	91.50	111.24
1	B8	207	VAL	C-N-CD	-15.30	62.27	125.00

Continued on next page...

Continued from previous page...

Mol	Chain	Res	Type	Atoms	Z	Observed(^{o})	Ideal(^{o})
1	BJ	207	VAL	C-N-CD	-15.30	62.28	125.00
1	BH	207	VAL	C-N-CD	-15.30	62.28	125.00
1	B5	207	VAL	C-N-CD	-15.30	62.29	125.00
32	c8	39	ASP	N-CA-C	-15.29	91.51	111.24
32	c7	39	ASP	N-CA-C	-15.29	91.52	111.24
32	c9	39	ASP	N-CA-C	-15.29	91.52	111.24
32	cH	39	ASP	N-CA-C	-15.29	91.52	111.24
32	cC	39	ASP	N-CA-C	-15.28	91.53	111.24
32	c3	39	ASP	N-CA-C	-15.27	91.54	111.24
1	B9	225	ALA	N-CA-C	15.27	127.92	111.28
32	cJ	39	ASP	N-CA-C	-15.27	91.54	111.24
32	c2	39	ASP	N-CA-C	-15.26	91.55	111.24
32	cA	39	ASP	N-CA-C	-15.26	91.56	111.24
1	BI	225	ALA	N-CA-C	15.24	127.89	111.28
1	B6	225	ALA	N-CA-C	15.24	127.89	111.28
1	B7	230	ARG	C-N-CD	-15.22	62.61	125.00
1	BA	230	ARG	C-N-CD	-15.21	62.62	125.00
1	BC	230	ARG	C-N-CD	-15.21	62.63	125.00
1	B3	230	ARG	C-N-CD	-15.21	62.63	125.00
1	B2	225	ALA	N-CA-C	15.20	127.85	111.28
28	BG	120	ASP	N-CA-C	14.47	127.05	111.28
28	BL	120	ASP	N-CA-C	14.46	127.04	111.28
9	d1	111	TRP	N-CA-C	-14.37	93.94	111.33
9	dD	111	TRP	N-CA-C	-14.34	93.98	111.33
9	dE	111	TRP	N-CA-C	-14.29	94.04	111.33
28	BL	138	ASN	N-CA-C	13.69	126.28	111.36
28	BG	138	ASN	N-CA-C	13.69	126.28	111.36
1	BI	212	GLN	N-CA-C	12.99	119.63	108.07
1	B9	203	VAL	N-CA-C	12.85	123.70	110.72
1	B2	203	VAL	N-CA-C	12.85	123.70	110.72
1	B6	203	VAL	N-CA-C	12.83	123.68	110.72
5	8G	58	GLY	CA-C-N	12.50	137.77	120.39
5	8G	58	GLY	C-N-CA	12.50	137.77	120.39
5	8L	58	GLY	CA-C-N	12.48	137.74	120.39
5	8L	58	GLY	C-N-CA	12.48	137.74	120.39
8	c1	241	THR	CA-C-N	12.13	146.23	121.48
8	c1	241	THR	C-N-CA	12.13	146.23	121.48
8	cD	241	THR	CA-C-N	12.11	146.18	121.48
8	cD	241	THR	C-N-CA	12.11	146.18	121.48
8	cE	241	THR	CA-C-N	12.10	146.16	121.48
8	cE	241	THR	C-N-CA	12.10	146.16	121.48
28	EF	117	PHE	N-CA-C	12.08	128.49	108.08

Continued on next page...

Continued from previous page...

Mol	Chain	Res	Type	Atoms	Z	Observed(^{o})	Ideal(^{o})
28	EK	117	PHE	N-CA-C	12.07	128.48	108.08
13	ID	31	ASN	CA-C-N	11.70	134.46	119.84
13	ID	31	ASN	C-N-CA	11.70	134.46	119.84
13	IE	31	ASN	CA-C-N	11.68	134.44	119.84
13	IE	31	ASN	C-N-CA	11.68	134.44	119.84
1	B9	222	LEU	N-CA-C	11.62	123.95	111.28
1	B2	222	LEU	N-CA-C	11.62	123.95	111.28
1	BI	222	LEU	N-CA-C	11.61	123.93	111.28
1	B6	222	LEU	N-CA-C	11.60	123.93	111.28
1	BH	216	GLY	N-CA-C	11.48	126.51	112.73
1	B8	216	GLY	N-CA-C	11.48	126.51	112.73
1	BJ	216	GLY	N-CA-C	11.47	126.50	112.73
1	B5	216	GLY	N-CA-C	11.43	126.44	112.73
1	B5	199	TRP	N-CA-C	11.16	127.56	109.59
1	B8	199	TRP	N-CA-C	11.16	127.56	109.59
1	BJ	199	TRP	N-CA-C	11.16	127.55	109.59
1	BH	199	TRP	N-CA-C	11.15	127.55	109.59
1	B2	224	MET	N-CA-C	11.13	123.40	108.38
1	B9	224	MET	N-CA-C	11.13	123.40	108.38
1	B6	224	MET	N-CA-C	11.12	123.40	108.38
1	BI	224	MET	N-CA-C	11.12	123.39	108.38
1	BC	207	VAL	C-N-CD	-11.09	79.52	125.00
1	BA	207	VAL	C-N-CD	-11.08	79.56	125.00
1	B7	207	VAL	C-N-CD	-11.08	79.58	125.00
1	B3	207	VAL	C-N-CD	-11.08	79.58	125.00
2	B4	127	GLY	N-CA-C	10.82	126.64	112.13
28	BG	126	SER	N-CA-C	10.28	123.94	108.31
28	BL	126	SER	N-CA-C	10.27	123.92	108.31
31	h8	4	PRO	CA-N-CD	-10.08	97.89	112.00
31	hA	4	PRO	CA-N-CD	-10.08	97.89	112.00
31	hC	4	PRO	CA-N-CD	-10.07	97.90	112.00
31	h7	4	PRO	CA-N-CD	-10.06	97.92	112.00
31	hH	4	PRO	CA-N-CD	-10.06	97.92	112.00
31	h2	4	PRO	CA-N-CD	-10.06	97.92	112.00
31	h6	4	PRO	CA-N-CD	-10.06	97.92	112.00
31	hI	4	PRO	CA-N-CD	-10.05	97.93	112.00
31	h3	4	PRO	CA-N-CD	-10.05	97.93	112.00
31	hJ	4	PRO	CA-N-CD	-10.05	97.93	112.00
31	b5	4	PRO	CA-N-CD	-10.04	97.94	112.00
31	j6	4	PRO	CA-N-CD	-10.04	97.94	112.00
31	b8	4	PRO	CA-N-CD	-10.04	97.94	112.00
31	h5	4	PRO	CA-N-CD	-10.04	97.95	112.00

Continued on next page...

Continued from previous page...

Mol	Chain	Res	Type	Atoms	Z	Observed(^{o})	Ideal(^{o})
31	j5	4	PRO	CA-N-CD	-10.04	97.95	112.00
31	j3	4	PRO	CA-N-CD	-10.03	97.95	112.00
31	bA	4	PRO	CA-N-CD	-10.03	97.96	112.00
31	b9	4	PRO	CA-N-CD	-10.03	97.96	112.00
31	dA	4	PRO	CA-N-CD	-10.03	97.96	112.00
31	b2	4	PRO	CA-N-CD	-10.02	97.97	112.00
31	dI	4	PRO	CA-N-CD	-10.02	97.97	112.00
31	f6	4	PRO	CA-N-CD	-10.02	97.97	112.00
31	j9	4	PRO	CA-N-CD	-10.02	97.98	112.00
31	dC	4	PRO	CA-N-CD	-10.02	97.98	112.00
31	lC	4	PRO	CA-N-CD	-10.02	97.98	112.00
31	jC	4	PRO	CA-N-CD	-10.01	97.98	112.00
31	f5	4	PRO	CA-N-CD	-10.01	97.98	112.00
31	h9	4	PRO	CA-N-CD	-10.01	97.98	112.00
31	fA	4	PRO	CA-N-CD	-10.01	97.98	112.00
31	lA	4	PRO	CA-N-CD	-10.01	97.98	112.00
31	bH	4	PRO	CA-N-CD	-10.01	97.98	112.00
31	f2	4	PRO	CA-N-CD	-10.01	97.98	112.00
31	b3	4	PRO	CA-N-CD	-10.01	97.98	112.00
31	l7	4	PRO	CA-N-CD	-10.01	97.98	112.00
31	jH	4	PRO	CA-N-CD	-10.01	97.99	112.00
31	j2	4	PRO	CA-N-CD	-10.01	97.99	112.00
31	b6	4	PRO	CA-N-CD	-10.01	97.99	112.00
31	dH	4	PRO	CA-N-CD	-10.01	97.99	112.00
31	f3	4	PRO	CA-N-CD	-10.00	97.99	112.00
31	d5	4	PRO	CA-N-CD	-10.00	98.00	112.00
31	l6	4	PRO	CA-N-CD	-10.00	98.00	112.00
31	bC	4	PRO	CA-N-CD	-10.00	98.00	112.00
31	bI	4	PRO	CA-N-CD	-10.00	97.99	112.00
31	j8	4	PRO	CA-N-CD	-10.00	98.00	112.00
31	f9	4	PRO	CA-N-CD	-10.00	98.00	112.00
31	lH	4	PRO	CA-N-CD	-10.00	98.00	112.00
31	d2	4	PRO	CA-N-CD	-10.00	98.00	112.00
31	d3	4	PRO	CA-N-CD	-10.00	98.00	112.00
31	b7	4	PRO	CA-N-CD	-10.00	98.00	112.00
31	fC	4	PRO	CA-N-CD	-10.00	98.00	112.00
31	lJ	4	PRO	CA-N-CD	-10.00	98.00	112.00
31	l5	4	PRO	CA-N-CD	-10.00	98.01	112.00
31	j7	4	PRO	CA-N-CD	-10.00	98.01	112.00
31	fJ	4	PRO	CA-N-CD	-10.00	98.00	112.00
31	d7	4	PRO	CA-N-CD	-9.99	98.01	112.00
31	f7	4	PRO	CA-N-CD	-9.99	98.01	112.00

Continued on next page...

Continued from previous page...

Mol	Chain	Res	Type	Atoms	Z	Observed(^{o})	Ideal(^{o})
31	f8	4	PRO	CA-N-CD	-9.99	98.01	112.00
31	fH	4	PRO	CA-N-CD	-9.99	98.01	112.00
31	l8	4	PRO	CA-N-CD	-9.99	98.01	112.00
31	d9	4	PRO	CA-N-CD	-9.99	98.02	112.00
31	l9	4	PRO	CA-N-CD	-9.99	98.01	112.00
31	lI	4	PRO	CA-N-CD	-9.99	98.02	112.00
31	bJ	4	PRO	CA-N-CD	-9.99	98.01	112.00
31	jI	4	PRO	CA-N-CD	-9.99	98.02	112.00
31	dJ	4	PRO	CA-N-CD	-9.99	98.02	112.00
31	l3	4	PRO	CA-N-CD	-9.98	98.02	112.00
31	d8	4	PRO	CA-N-CD	-9.98	98.03	112.00
31	jA	4	PRO	CA-N-CD	-9.98	98.03	112.00
31	jJ	4	PRO	CA-N-CD	-9.98	98.03	112.00
31	d6	4	PRO	CA-N-CD	-9.98	98.03	112.00
31	fI	4	PRO	CA-N-CD	-9.97	98.05	112.00
31	l2	4	PRO	CA-N-CD	-9.96	98.06	112.00
7	B1	94	GLU	N-CA-C	-9.94	94.98	109.59
3	XF	82	LEU	CA-C-N	-9.91	106.96	120.44
3	XF	82	LEU	C-N-CA	-9.91	106.96	120.44
31	j6	106	PRO	CA-N-CD	-9.89	98.15	112.00
31	j7	106	PRO	CA-N-CD	-9.88	98.16	112.00
31	b7	106	PRO	CA-N-CD	-9.88	98.17	112.00
31	jA	106	PRO	CA-N-CD	-9.88	98.17	112.00
31	jI	106	PRO	CA-N-CD	-9.88	98.16	112.00
31	j2	106	PRO	CA-N-CD	-9.88	98.17	112.00
31	jC	106	PRO	CA-N-CD	-9.88	98.17	112.00
31	j9	106	PRO	CA-N-CD	-9.88	98.17	112.00
31	j3	106	PRO	CA-N-CD	-9.88	98.17	112.00
31	bI	106	PRO	CA-N-CD	-9.87	98.18	112.00
3	IL	20	PRO	CA-N-CD	-9.87	98.18	112.00
31	bJ	106	PRO	CA-N-CD	-9.87	98.18	112.00
31	jJ	106	PRO	CA-N-CD	-9.87	98.18	112.00
31	b3	106	PRO	CA-N-CD	-9.87	98.19	112.00
31	j8	106	PRO	CA-N-CD	-9.87	98.19	112.00
31	bA	106	PRO	CA-N-CD	-9.86	98.19	112.00
31	hA	106	PRO	CA-N-CD	-9.86	98.19	112.00
31	jH	106	PRO	CA-N-CD	-9.86	98.19	112.00
31	bH	106	PRO	CA-N-CD	-9.86	98.20	112.00
31	bC	106	PRO	CA-N-CD	-9.86	98.20	112.00
31	b8	106	PRO	CA-N-CD	-9.85	98.20	112.00
31	h8	106	PRO	CA-N-CD	-9.85	98.21	112.00
31	j5	106	PRO	CA-N-CD	-9.85	98.22	112.00

Continued on next page...

Continued from previous page...

Mol	Chain	Res	Type	Atoms	Z	Observed(^{o})	Ideal(^{o})
31	b6	106	PRO	CA-N-CD	-9.85	98.21	112.00
3	IG	20	PRO	CA-N-CD	-9.84	98.22	112.00
31	h2	106	PRO	CA-N-CD	-9.84	98.22	112.00
31	fI	106	PRO	CA-N-CD	-9.84	98.22	112.00
31	b5	106	PRO	CA-N-CD	-9.84	98.22	112.00
31	b2	106	PRO	CA-N-CD	-9.84	98.22	112.00
31	b9	106	PRO	CA-N-CD	-9.84	98.23	112.00
31	hJ	106	PRO	CA-N-CD	-9.84	98.23	112.00
31	fC	106	PRO	CA-N-CD	-9.83	98.24	112.00
31	fA	106	PRO	CA-N-CD	-9.83	98.24	112.00
31	hC	106	PRO	CA-N-CD	-9.83	98.24	112.00
31	h3	106	PRO	CA-N-CD	-9.83	98.24	112.00
31	hH	106	PRO	CA-N-CD	-9.83	98.24	112.00
31	f9	106	PRO	CA-N-CD	-9.83	98.24	112.00
31	h5	106	PRO	CA-N-CD	-9.82	98.25	112.00
31	h6	106	PRO	CA-N-CD	-9.82	98.25	112.00
31	f5	106	PRO	CA-N-CD	-9.82	98.25	112.00
31	fH	106	PRO	CA-N-CD	-9.82	98.25	112.00
31	h9	106	PRO	CA-N-CD	-9.82	98.25	112.00
31	f3	106	PRO	CA-N-CD	-9.82	98.26	112.00
31	h7	106	PRO	CA-N-CD	-9.82	98.26	112.00
31	f8	106	PRO	CA-N-CD	-9.81	98.26	112.00
31	hI	106	PRO	CA-N-CD	-9.81	98.27	112.00
31	fJ	106	PRO	CA-N-CD	-9.81	98.27	112.00
31	l3	106	PRO	CA-N-CD	-9.81	98.27	112.00
31	d2	106	PRO	CA-N-CD	-9.80	98.28	112.00
31	f2	106	PRO	CA-N-CD	-9.80	98.28	112.00
31	dJ	106	PRO	CA-N-CD	-9.80	98.28	112.00
31	d3	106	PRO	CA-N-CD	-9.80	98.28	112.00
31	d6	106	PRO	CA-N-CD	-9.80	98.28	112.00
31	f7	106	PRO	CA-N-CD	-9.80	98.28	112.00
31	f6	106	PRO	CA-N-CD	-9.79	98.29	112.00
31	d8	106	PRO	CA-N-CD	-9.79	98.29	112.00
31	dC	106	PRO	CA-N-CD	-9.79	98.29	112.00
31	dH	106	PRO	CA-N-CD	-9.79	98.29	112.00
31	d5	106	PRO	CA-N-CD	-9.79	98.30	112.00
31	dI	106	PRO	CA-N-CD	-9.78	98.31	112.00
31	lI	106	PRO	CA-N-CD	-9.78	98.31	112.00
31	l7	106	PRO	CA-N-CD	-9.78	98.31	112.00
31	lC	106	PRO	CA-N-CD	-9.78	98.31	112.00
31	d7	106	PRO	CA-N-CD	-9.78	98.31	112.00
31	lJ	106	PRO	CA-N-CD	-9.77	98.32	112.00

Continued on next page...

Continued from previous page...

Mol	Chain	Res	Type	Atoms	Z	Observed(^{o})	Ideal(^{o})
31	d9	106	PRO	CA-N-CD	-9.77	98.33	112.00
31	l2	106	PRO	CA-N-CD	-9.77	98.33	112.00
31	lH	106	PRO	CA-N-CD	-9.77	98.33	112.00
31	l5	106	PRO	CA-N-CD	-9.76	98.34	112.00
31	lA	106	PRO	CA-N-CD	-9.76	98.34	112.00
31	dA	106	PRO	CA-N-CD	-9.76	98.34	112.00
31	l8	106	PRO	CA-N-CD	-9.75	98.34	112.00
31	l9	106	PRO	CA-N-CD	-9.75	98.34	112.00
31	l6	106	PRO	CA-N-CD	-9.73	98.37	112.00
1	B9	209	GLN	N-CA-C	9.71	125.11	111.52
1	B6	209	GLN	N-CA-C	9.70	125.10	111.52
1	BI	209	GLN	N-CA-C	9.70	125.10	111.52
1	B2	209	GLN	N-CA-C	9.68	125.07	111.52
2	BB	120	ARG	N-CA-C	9.63	124.16	108.55
32	gJ	64	PRO	CA-N-CD	-9.62	98.54	112.00
32	g2	64	PRO	CA-N-CD	-9.62	98.54	112.00
32	g3	64	PRO	CA-N-CD	-9.61	98.55	112.00
32	g7	64	PRO	CA-N-CD	-9.61	98.54	112.00
32	m5	108	ARG	N-CA-C	9.61	121.52	111.14
32	gA	64	PRO	CA-N-CD	-9.60	98.56	112.00
3	IG	103	PRO	CA-N-CD	-9.60	98.56	112.00
32	gI	64	PRO	CA-N-CD	-9.60	98.56	112.00
32	g8	64	PRO	CA-N-CD	-9.59	98.57	112.00
32	gH	64	PRO	CA-N-CD	-9.59	98.57	112.00
3	IL	103	PRO	CA-N-CD	-9.59	98.58	112.00
32	g6	64	PRO	CA-N-CD	-9.59	98.58	112.00
28	EF	116	THR	N-CA-C	9.59	122.59	108.60
32	m3	108	ARG	N-CA-C	9.59	121.49	111.14
32	m6	108	ARG	N-CA-C	9.59	121.50	111.14
32	g9	64	PRO	CA-N-CD	-9.59	98.58	112.00
32	g5	64	PRO	CA-N-CD	-9.58	98.58	112.00
32	gC	64	PRO	CA-N-CD	-9.58	98.58	112.00
32	mH	108	ARG	N-CA-C	9.58	121.49	111.14
32	mI	108	ARG	N-CA-C	9.58	121.49	111.14
32	m2	108	ARG	N-CA-C	9.58	121.49	111.14
32	k6	64	PRO	CA-N-CD	-9.58	98.59	112.00
32	mC	108	ARG	N-CA-C	9.58	121.49	111.14
32	iI	64	PRO	CA-N-CD	-9.58	98.59	112.00
32	mJ	108	ARG	N-CA-C	9.57	121.48	111.14
32	m9	108	ARG	N-CA-C	9.57	121.47	111.14
32	kJ	64	PRO	CA-N-CD	-9.57	98.60	112.00
32	e2	64	PRO	CA-N-CD	-9.57	98.61	112.00

Continued on next page...

Continued from previous page...

Mol	Chain	Res	Type	Atoms	Z	Observed(^{o})	Ideal(^{o})
32	k8	64	PRO	CA-N-CD	-9.57	98.61	112.00
32	cA	64	PRO	CA-N-CD	-9.57	98.61	112.00
32	eA	64	PRO	CA-N-CD	-9.57	98.61	112.00
32	m8	108	ARG	N-CA-C	9.56	121.47	111.14
28	EK	116	THR	N-CA-C	9.56	122.56	108.60
32	i5	64	PRO	CA-N-CD	-9.56	98.62	112.00
32	e7	64	PRO	CA-N-CD	-9.56	98.62	112.00
32	mA	108	ARG	N-CA-C	9.55	121.46	111.14
32	k3	64	PRO	CA-N-CD	-9.55	98.63	112.00
32	c8	64	PRO	CA-N-CD	-9.55	98.63	112.00
32	kH	64	PRO	CA-N-CD	-9.55	98.63	112.00
32	k2	64	PRO	CA-N-CD	-9.55	98.63	112.00
32	k7	64	PRO	CA-N-CD	-9.55	98.63	112.00
32	m7	108	ARG	N-CA-C	9.55	121.45	111.14
32	e8	64	PRO	CA-N-CD	-9.55	98.63	112.00
32	eH	64	PRO	CA-N-CD	-9.55	98.64	112.00
32	i2	64	PRO	CA-N-CD	-9.54	98.64	112.00
32	i3	64	PRO	CA-N-CD	-9.54	98.64	112.00
32	iA	64	PRO	CA-N-CD	-9.55	98.64	112.00
32	kC	64	PRO	CA-N-CD	-9.55	98.64	112.00
31	h6	64	PRO	CA-N-CD	-9.54	98.64	112.00
32	eJ	64	PRO	CA-N-CD	-9.54	98.64	112.00
3	IG	63	PRO	CA-N-CD	-9.54	98.64	112.00
3	IL	63	PRO	CA-N-CD	-9.54	98.64	112.00
32	k5	64	PRO	CA-N-CD	-9.54	98.64	112.00
32	c6	64	PRO	CA-N-CD	-9.54	98.64	112.00
32	kI	64	PRO	CA-N-CD	-9.54	98.64	112.00
32	e6	64	PRO	CA-N-CD	-9.54	98.65	112.00
32	c9	64	PRO	CA-N-CD	-9.54	98.65	112.00
32	eC	64	PRO	CA-N-CD	-9.54	98.65	112.00
32	iC	64	PRO	CA-N-CD	-9.54	98.65	112.00
32	i8	64	PRO	CA-N-CD	-9.54	98.65	112.00
32	cC	64	PRO	CA-N-CD	-9.54	98.65	112.00
32	c2	64	PRO	CA-N-CD	-9.53	98.65	112.00
32	e9	64	PRO	CA-N-CD	-9.53	98.66	112.00
32	i9	64	PRO	CA-N-CD	-9.53	98.65	112.00
32	c7	64	PRO	CA-N-CD	-9.53	98.66	112.00
32	cH	64	PRO	CA-N-CD	-9.53	98.66	112.00
32	iH	64	PRO	CA-N-CD	-9.53	98.66	112.00
32	c5	64	PRO	CA-N-CD	-9.53	98.66	112.00
32	e5	64	PRO	CA-N-CD	-9.53	98.66	112.00
32	kA	64	PRO	CA-N-CD	-9.53	98.66	112.00

Continued on next page...

Continued from previous page...

Mol	Chain	Res	Type	Atoms	Z	Observed(^{o})	Ideal(^{o})
32	i6	64	PRO	CA-N-CD	-9.53	98.67	112.00
31	hH	64	PRO	CA-N-CD	-9.53	98.67	112.00
31	hI	64	PRO	CA-N-CD	-9.53	98.66	112.00
31	h2	64	PRO	CA-N-CD	-9.52	98.67	112.00
32	e3	64	PRO	CA-N-CD	-9.52	98.67	112.00
31	h7	64	PRO	CA-N-CD	-9.52	98.67	112.00
32	m9	64	PRO	CA-N-CD	-9.52	98.67	112.00
32	cI	64	PRO	CA-N-CD	-9.52	98.67	112.00
32	c3	64	PRO	CA-N-CD	-9.52	98.67	112.00
31	h3	64	PRO	CA-N-CD	-9.52	98.67	112.00
31	h5	64	PRO	CA-N-CD	-9.52	98.67	112.00
31	h8	64	PRO	CA-N-CD	-9.52	98.67	112.00
32	k9	64	PRO	CA-N-CD	-9.52	98.67	112.00
32	mI	64	PRO	CA-N-CD	-9.52	98.67	112.00
31	hJ	64	PRO	CA-N-CD	-9.52	98.68	112.00
32	eI	64	PRO	CA-N-CD	-9.52	98.68	112.00
32	mJ	64	PRO	CA-N-CD	-9.51	98.68	112.00
32	m5	64	PRO	CA-N-CD	-9.51	98.69	112.00
31	h9	64	PRO	CA-N-CD	-9.51	98.69	112.00
32	cJ	64	PRO	CA-N-CD	-9.51	98.69	112.00
32	m7	64	PRO	CA-N-CD	-9.51	98.69	112.00
32	iJ	64	PRO	CA-N-CD	-9.51	98.69	112.00
31	hA	64	PRO	CA-N-CD	-9.50	98.69	112.00
31	hC	64	PRO	CA-N-CD	-9.50	98.70	112.00
32	m3	64	PRO	CA-N-CD	-9.50	98.70	112.00
32	i7	64	PRO	CA-N-CD	-9.50	98.70	112.00
32	mH	64	PRO	CA-N-CD	-9.50	98.70	112.00
32	m8	64	PRO	CA-N-CD	-9.49	98.71	112.00
32	mA	64	PRO	CA-N-CD	-9.49	98.71	112.00
32	m2	64	PRO	CA-N-CD	-9.49	98.72	112.00
31	j3	64	PRO	CA-N-CD	-9.49	98.72	112.00
31	j9	64	PRO	CA-N-CD	-9.49	98.72	112.00
31	fJ	64	PRO	CA-N-CD	-9.49	98.72	112.00
32	mC	64	PRO	CA-N-CD	-9.48	98.72	112.00
31	f2	64	PRO	CA-N-CD	-9.48	98.73	112.00
31	f7	64	PRO	CA-N-CD	-9.48	98.73	112.00
32	m6	64	PRO	CA-N-CD	-9.47	98.73	112.00
31	fI	64	PRO	CA-N-CD	-9.47	98.73	112.00
31	fC	64	PRO	CA-N-CD	-9.47	98.74	112.00
31	j8	64	PRO	CA-N-CD	-9.47	98.74	112.00
31	jI	64	PRO	CA-N-CD	-9.47	98.74	112.00
31	f5	64	PRO	CA-N-CD	-9.47	98.75	112.00

Continued on next page...

Continued from previous page...

Mol	Chain	Res	Type	Atoms	Z	Observed(^{o})	Ideal(^{o})
31	j6	64	PRO	CA-N-CD	-9.46	98.75	112.00
31	lI	64	PRO	CA-N-CD	-9.46	98.75	112.00
31	j7	64	PRO	CA-N-CD	-9.46	98.75	112.00
31	f8	64	PRO	CA-N-CD	-9.46	98.75	112.00
31	jC	64	PRO	CA-N-CD	-9.46	98.76	112.00
31	fH	64	PRO	CA-N-CD	-9.46	98.76	112.00
31	f6	64	PRO	CA-N-CD	-9.46	98.76	112.00
31	dC	64	PRO	CA-N-CD	-9.45	98.77	112.00
31	jH	64	PRO	CA-N-CD	-9.45	98.77	112.00
31	j5	64	PRO	CA-N-CD	-9.45	98.77	112.00
31	f9	64	PRO	CA-N-CD	-9.45	98.77	112.00
31	j2	64	PRO	CA-N-CD	-9.45	98.78	112.00
31	fA	64	PRO	CA-N-CD	-9.45	98.78	112.00
31	jJ	64	PRO	CA-N-CD	-9.45	98.78	112.00
31	lJ	64	PRO	CA-N-CD	-9.45	98.78	112.00
28	EF	118	ALA	CA-C-N	9.44	133.28	120.44
28	EF	118	ALA	C-N-CA	9.44	133.28	120.44
31	d9	64	PRO	CA-N-CD	-9.44	98.78	112.00
31	dA	64	PRO	CA-N-CD	-9.44	98.78	112.00
31	l5	64	PRO	CA-N-CD	-9.44	98.79	112.00
31	lA	64	PRO	CA-N-CD	-9.44	98.79	112.00
31	l2	64	PRO	CA-N-CD	-9.44	98.79	112.00
31	f3	64	PRO	CA-N-CD	-9.44	98.79	112.00
31	l7	64	PRO	CA-N-CD	-9.43	98.79	112.00
31	jA	64	PRO	CA-N-CD	-9.43	98.79	112.00
31	lH	64	PRO	CA-N-CD	-9.43	98.79	112.00
28	EK	118	ALA	CA-C-N	9.43	133.27	120.44
28	EK	118	ALA	C-N-CA	9.43	133.27	120.44
31	d8	64	PRO	CA-N-CD	-9.43	98.80	112.00
31	j2	126	PRO	CA-N-CD	-9.43	98.80	112.00
31	l8	64	PRO	CA-N-CD	-9.43	98.80	112.00
31	l9	64	PRO	CA-N-CD	-9.43	98.80	112.00
31	l6	64	PRO	CA-N-CD	-9.43	98.80	112.00
31	lC	64	PRO	CA-N-CD	-9.42	98.81	112.00
31	dH	64	PRO	CA-N-CD	-9.42	98.81	112.00
31	b2	64	PRO	CA-N-CD	-9.42	98.81	112.00
31	j5	126	PRO	CA-N-CD	-9.42	98.81	112.00
31	j7	126	PRO	CA-N-CD	-9.42	98.81	112.00
31	b8	64	PRO	CA-N-CD	-9.42	98.81	112.00
31	jC	126	PRO	CA-N-CD	-9.42	98.81	112.00
31	bC	64	PRO	CA-N-CD	-9.42	98.81	112.00
31	bI	64	PRO	CA-N-CD	-9.42	98.81	112.00

Continued on next page...

Continued from previous page...

Mol	Chain	Res	Type	Atoms	Z	Observed(^{o})	Ideal(^{o})
31	jJ	126	PRO	CA-N-CD	-9.42	98.81	112.00
31	d5	64	PRO	CA-N-CD	-9.42	98.82	112.00
31	jH	126	PRO	CA-N-CD	-9.42	98.82	112.00
31	l3	64	PRO	CA-N-CD	-9.41	98.82	112.00
31	d6	64	PRO	CA-N-CD	-9.41	98.82	112.00
31	jI	126	PRO	CA-N-CD	-9.41	98.82	112.00
32	g2	145	PRO	CA-N-CD	-9.41	98.82	112.00
31	d7	64	PRO	CA-N-CD	-9.41	98.82	112.00
31	jA	126	PRO	CA-N-CD	-9.41	98.82	112.00
32	g5	145	PRO	CA-N-CD	-9.41	98.82	112.00
31	j6	126	PRO	CA-N-CD	-9.41	98.83	112.00
31	b9	64	PRO	CA-N-CD	-9.41	98.83	112.00
31	lC	126	PRO	CA-N-CD	-9.41	98.82	112.00
31	d3	64	PRO	CA-N-CD	-9.41	98.83	112.00
32	g8	145	PRO	CA-N-CD	-9.41	98.83	112.00
31	j8	126	PRO	CA-N-CD	-9.41	98.83	112.00
31	dJ	64	PRO	CA-N-CD	-9.40	98.83	112.00
31	b3	64	PRO	CA-N-CD	-9.40	98.84	112.00
31	b7	64	PRO	CA-N-CD	-9.40	98.84	112.00
31	bA	64	PRO	CA-N-CD	-9.40	98.83	112.00
31	l9	126	PRO	CA-N-CD	-9.40	98.84	112.00
32	gA	145	PRO	CA-N-CD	-9.40	98.84	112.00
31	j9	126	PRO	CA-N-CD	-9.40	98.84	112.00
31	bA	126	PRO	CA-N-CD	-9.40	98.84	112.00
31	bH	64	PRO	CA-N-CD	-9.40	98.84	112.00
31	j3	126	PRO	CA-N-CD	-9.40	98.84	112.00
31	b8	126	PRO	CA-N-CD	-9.40	98.84	112.00
32	gH	145	PRO	CA-N-CD	-9.40	98.84	112.00
31	d2	64	PRO	CA-N-CD	-9.40	98.84	112.00
31	b3	126	PRO	CA-N-CD	-9.40	98.85	112.00
31	h3	126	PRO	CA-N-CD	-9.40	98.84	112.00
31	l5	126	PRO	CA-N-CD	-9.40	98.84	112.00
31	h9	126	PRO	CA-N-CD	-9.40	98.84	112.00
31	b6	126	PRO	CA-N-CD	-9.40	98.84	112.00
31	d6	126	PRO	CA-N-CD	-9.40	98.85	112.00
31	b9	126	PRO	CA-N-CD	-9.40	98.84	112.00
32	gC	145	PRO	CA-N-CD	-9.40	98.85	112.00
31	hI	126	PRO	CA-N-CD	-9.40	98.85	112.00
31	f5	126	PRO	CA-N-CD	-9.39	98.85	112.00
32	g6	145	PRO	CA-N-CD	-9.39	98.85	112.00
31	h7	126	PRO	CA-N-CD	-9.39	98.85	112.00
31	d9	126	PRO	CA-N-CD	-9.39	98.85	112.00

Continued on next page...

Continued from previous page...

Mol	Chain	Res	Type	Atoms	Z	Observed(^{o})	Ideal(^{o})
31	dI	64	PRO	CA-N-CD	-9.39	98.85	112.00
31	bJ	64	PRO	CA-N-CD	-9.39	98.85	112.00
31	hJ	126	PRO	CA-N-CD	-9.39	98.85	112.00
31	b5	64	PRO	CA-N-CD	-9.39	98.85	112.00
31	h6	126	PRO	CA-N-CD	-9.39	98.85	112.00
32	g7	145	PRO	CA-N-CD	-9.39	98.85	112.00
31	l7	126	PRO	CA-N-CD	-9.39	98.85	112.00
31	f8	126	PRO	CA-N-CD	-9.39	98.85	112.00
32	gI	145	PRO	CA-N-CD	-9.39	98.85	112.00
31	hC	126	PRO	CA-N-CD	-9.39	98.86	112.00
31	lH	126	PRO	CA-N-CD	-9.39	98.86	112.00
31	bJ	126	PRO	CA-N-CD	-9.39	98.86	112.00
32	g3	145	PRO	CA-N-CD	-9.38	98.86	112.00
31	fI	126	PRO	CA-N-CD	-9.39	98.86	112.00
31	l3	126	PRO	CA-N-CD	-9.38	98.86	112.00
31	b7	126	PRO	CA-N-CD	-9.38	98.86	112.00
31	fA	126	PRO	CA-N-CD	-9.38	98.86	112.00
31	b6	64	PRO	CA-N-CD	-9.38	98.87	112.00
31	l8	126	PRO	CA-N-CD	-9.38	98.86	112.00
31	f9	126	PRO	CA-N-CD	-9.38	98.86	112.00
31	hA	126	PRO	CA-N-CD	-9.38	98.86	112.00
31	hH	126	PRO	CA-N-CD	-9.38	98.86	112.00
31	bI	126	PRO	CA-N-CD	-9.38	98.86	112.00
31	f3	126	PRO	CA-N-CD	-9.38	98.87	112.00
31	lI	126	PRO	CA-N-CD	-9.38	98.87	112.00
31	l2	126	PRO	CA-N-CD	-9.38	98.87	112.00
31	l6	126	PRO	CA-N-CD	-9.38	98.87	112.00
32	g9	145	PRO	CA-N-CD	-9.38	98.87	112.00
31	b2	126	PRO	CA-N-CD	-9.38	98.87	112.00
31	h5	126	PRO	CA-N-CD	-9.37	98.88	112.00
31	h8	126	PRO	CA-N-CD	-9.38	98.88	112.00
31	bC	126	PRO	CA-N-CD	-9.38	98.88	112.00
31	bH	126	PRO	CA-N-CD	-9.38	98.88	112.00
31	fH	126	PRO	CA-N-CD	-9.38	98.87	112.00
31	lJ	126	PRO	CA-N-CD	-9.38	98.87	112.00
31	f6	126	PRO	CA-N-CD	-9.37	98.88	112.00
31	fJ	126	PRO	CA-N-CD	-9.37	98.88	112.00
32	gJ	145	PRO	CA-N-CD	-9.37	98.88	112.00
31	dJ	126	PRO	CA-N-CD	-9.37	98.88	112.00
31	f7	126	PRO	CA-N-CD	-9.37	98.88	112.00
31	dH	126	PRO	CA-N-CD	-9.37	98.89	112.00
31	d8	126	PRO	CA-N-CD	-9.37	98.89	112.00

Continued on next page...

Continued from previous page...

Mol	Chain	Res	Type	Atoms	Z	Observed(^{o})	Ideal(^{o})
31	lA	126	PRO	CA-N-CD	-9.37	98.89	112.00
31	d7	126	PRO	CA-N-CD	-9.36	98.89	112.00
31	b5	126	PRO	CA-N-CD	-9.36	98.90	112.00
31	dA	126	PRO	CA-N-CD	-9.36	98.89	112.00
31	f2	126	PRO	CA-N-CD	-9.36	98.90	112.00
31	h2	126	PRO	CA-N-CD	-9.36	98.90	112.00
31	d2	126	PRO	CA-N-CD	-9.35	98.90	112.00
31	d3	126	PRO	CA-N-CD	-9.35	98.91	112.00
31	fC	126	PRO	CA-N-CD	-9.35	98.91	112.00
31	dC	126	PRO	CA-N-CD	-9.34	98.92	112.00
31	dI	126	PRO	CA-N-CD	-9.34	98.92	112.00
31	d5	126	PRO	CA-N-CD	-9.34	98.93	112.00
32	eI	69	PRO	CA-N-CD	-9.31	98.96	112.00
32	e3	69	PRO	CA-N-CD	-9.31	98.97	112.00
32	m7	145	PRO	CA-N-CD	-9.31	98.97	112.00
32	c5	69	PRO	CA-N-CD	-9.30	98.98	112.00
3	IG	122	PRO	CA-N-CD	-9.30	98.98	112.00
32	m6	145	PRO	CA-N-CD	-9.30	98.98	112.00
32	mC	145	PRO	CA-N-CD	-9.30	98.98	112.00
32	e9	69	PRO	CA-N-CD	-9.30	98.98	112.00
3	IL	122	PRO	CA-N-CD	-9.30	98.98	112.00
32	eA	69	PRO	CA-N-CD	-9.30	98.98	112.00
32	e7	69	PRO	CA-N-CD	-9.29	98.99	112.00
32	m9	145	PRO	CA-N-CD	-9.29	98.99	112.00
32	e6	69	PRO	CA-N-CD	-9.29	98.99	112.00
32	m2	145	PRO	CA-N-CD	-9.29	99.00	112.00
32	e2	69	PRO	CA-N-CD	-9.29	99.00	112.00
32	eH	69	PRO	CA-N-CD	-9.29	99.00	112.00
32	e5	69	PRO	CA-N-CD	-9.29	99.00	112.00
32	m8	145	PRO	CA-N-CD	-9.29	99.00	112.00
32	mH	145	PRO	CA-N-CD	-9.29	99.00	112.00
32	cI	69	PRO	CA-N-CD	-9.28	99.00	112.00
32	eC	69	PRO	CA-N-CD	-9.28	99.00	112.00
32	mI	145	PRO	CA-N-CD	-9.28	99.00	112.00
32	eJ	69	PRO	CA-N-CD	-9.28	99.00	112.00
32	e8	69	PRO	CA-N-CD	-9.28	99.01	112.00
32	c6	69	PRO	CA-N-CD	-9.28	99.02	112.00
32	kA	69	PRO	CA-N-CD	-9.27	99.02	112.00
32	mA	145	PRO	CA-N-CD	-9.27	99.02	112.00
32	m5	145	PRO	CA-N-CD	-9.27	99.02	112.00
32	c7	69	PRO	CA-N-CD	-9.27	99.03	112.00
32	c2	69	PRO	CA-N-CD	-9.27	99.03	112.00

Continued on next page...

Continued from previous page...

Mol	Chain	Res	Type	Atoms	Z	Observed(^{o})	Ideal(^{o})
32	k2	69	PRO	CA-N-CD	-9.27	99.03	112.00
32	g6	69	PRO	CA-N-CD	-9.27	99.03	112.00
32	m3	69	PRO	CA-N-CD	-9.26	99.03	112.00
32	m3	145	PRO	CA-N-CD	-9.26	99.03	112.00
32	mJ	145	PRO	CA-N-CD	-9.26	99.03	112.00
32	i7	69	PRO	CA-N-CD	-9.26	99.03	112.00
32	kJ	69	PRO	CA-N-CD	-9.26	99.03	112.00
32	k8	69	PRO	CA-N-CD	-9.26	99.03	112.00
32	cC	69	PRO	CA-N-CD	-9.26	99.03	112.00
32	iJ	145	PRO	CA-N-CD	-9.26	99.03	112.00
32	m6	69	PRO	CA-N-CD	-9.26	99.04	112.00
32	cH	69	PRO	CA-N-CD	-9.26	99.04	112.00
32	i8	69	PRO	CA-N-CD	-9.26	99.04	112.00
32	kH	69	PRO	CA-N-CD	-9.26	99.04	112.00
32	gJ	69	PRO	CA-N-CD	-9.26	99.04	112.00
32	iJ	69	PRO	CA-N-CD	-9.26	99.04	112.00
32	c3	69	PRO	CA-N-CD	-9.25	99.04	112.00
32	c8	69	PRO	CA-N-CD	-9.25	99.04	112.00
32	k9	69	PRO	CA-N-CD	-9.25	99.05	112.00
32	mI	69	PRO	CA-N-CD	-9.25	99.05	112.00
32	iA	69	PRO	CA-N-CD	-9.25	99.05	112.00
32	iC	145	PRO	CA-N-CD	-9.25	99.05	112.00
32	iI	69	PRO	CA-N-CD	-9.25	99.06	112.00
32	i2	69	PRO	CA-N-CD	-9.24	99.06	112.00
32	k6	69	PRO	CA-N-CD	-9.24	99.06	112.00
32	i5	69	PRO	CA-N-CD	-9.24	99.06	112.00
32	g8	69	PRO	CA-N-CD	-9.24	99.06	112.00
32	i8	145	PRO	CA-N-CD	-9.24	99.06	112.00
32	iC	69	PRO	CA-N-CD	-9.24	99.06	112.00
32	iI	145	PRO	CA-N-CD	-9.24	99.06	112.00
32	k7	69	PRO	CA-N-CD	-9.24	99.06	112.00
32	i5	145	PRO	CA-N-CD	-9.24	99.06	112.00
32	g7	69	PRO	CA-N-CD	-9.24	99.06	112.00
32	iA	145	PRO	CA-N-CD	-9.24	99.06	112.00
32	kC	69	PRO	CA-N-CD	-9.24	99.06	112.00
32	iH	145	PRO	CA-N-CD	-9.24	99.06	112.00
32	i2	145	PRO	CA-N-CD	-9.24	99.07	112.00
32	g9	69	PRO	CA-N-CD	-9.24	99.07	112.00
32	iH	69	PRO	CA-N-CD	-9.24	99.07	112.00
32	k3	69	PRO	CA-N-CD	-9.24	99.07	112.00
32	i9	145	PRO	CA-N-CD	-9.24	99.07	112.00
32	m9	69	PRO	CA-N-CD	-9.24	99.07	112.00

Continued on next page...

Continued from previous page...

Mol	Chain	Res	Type	Atoms	Z	Observed(^{o})	Ideal(^{o})
32	cA	69	PRO	CA-N-CD	-9.24	99.07	112.00
32	gA	69	PRO	CA-N-CD	-9.24	99.07	112.00
32	kI	69	PRO	CA-N-CD	-9.24	99.07	112.00
32	c9	69	PRO	CA-N-CD	-9.23	99.07	112.00
32	mH	69	PRO	CA-N-CD	-9.23	99.07	112.00
32	mC	69	PRO	CA-N-CD	-9.23	99.07	112.00
32	gH	69	PRO	CA-N-CD	-9.23	99.07	112.00
32	cJ	69	PRO	CA-N-CD	-9.23	99.07	112.00
32	i9	69	PRO	CA-N-CD	-9.23	99.08	112.00
32	i3	145	PRO	CA-N-CD	-9.23	99.08	112.00
32	i7	145	PRO	CA-N-CD	-9.23	99.08	112.00
32	m8	69	PRO	CA-N-CD	-9.23	99.08	112.00
32	i6	69	PRO	CA-N-CD	-9.23	99.08	112.00
32	m2	69	PRO	CA-N-CD	-9.23	99.08	112.00
32	g3	69	PRO	CA-N-CD	-9.23	99.08	112.00
32	k5	69	PRO	CA-N-CD	-9.23	99.08	112.00
32	m5	69	PRO	CA-N-CD	-9.23	99.08	112.00
32	i3	69	PRO	CA-N-CD	-9.22	99.08	112.00
32	mJ	69	PRO	CA-N-CD	-9.22	99.09	112.00
32	m7	69	PRO	CA-N-CD	-9.22	99.09	112.00
32	gI	69	PRO	CA-N-CD	-9.22	99.09	112.00
32	g5	69	PRO	CA-N-CD	-9.22	99.10	112.00
32	mA	69	PRO	CA-N-CD	-9.22	99.09	112.00
32	i6	145	PRO	CA-N-CD	-9.22	99.10	112.00
32	g2	69	PRO	CA-N-CD	-9.21	99.10	112.00
1	B7	194	PHE	C-N-CD	-9.21	87.23	125.00
32	gC	69	PRO	CA-N-CD	-9.21	99.10	112.00
32	gA	123	PRO	CA-N-CD	-9.19	99.14	112.00
32	g2	123	PRO	CA-N-CD	-9.17	99.17	112.00
32	c5	123	PRO	CA-N-CD	-9.15	99.18	112.00
32	g8	123	PRO	CA-N-CD	-9.15	99.19	112.00
32	c9	123	PRO	CA-N-CD	-9.15	99.19	112.00
32	g5	123	PRO	CA-N-CD	-9.14	99.20	112.00
32	gH	123	PRO	CA-N-CD	-9.14	99.20	112.00
32	g6	123	PRO	CA-N-CD	-9.14	99.20	112.00
32	g9	123	PRO	CA-N-CD	-9.14	99.20	112.00
32	cC	123	PRO	CA-N-CD	-9.13	99.21	112.00
32	gC	123	PRO	CA-N-CD	-9.13	99.21	112.00
32	gI	123	PRO	CA-N-CD	-9.14	99.21	112.00
3	IL	68	PRO	CA-N-CD	-9.13	99.22	112.00
32	g7	123	PRO	CA-N-CD	-9.13	99.21	112.00
32	g3	123	PRO	CA-N-CD	-9.13	99.22	112.00

Continued on next page...

Continued from previous page...

Mol	Chain	Res	Type	Atoms	Z	Observed(^{o})	Ideal(^{o})
32	eC	123	PRO	CA-N-CD	-9.13	99.22	112.00
3	IG	68	PRO	CA-N-CD	-9.13	99.22	112.00
32	cH	123	PRO	CA-N-CD	-9.13	99.22	112.00
32	cI	123	PRO	CA-N-CD	-9.12	99.22	112.00
32	cJ	123	PRO	CA-N-CD	-9.12	99.23	112.00
32	cA	123	PRO	CA-N-CD	-9.12	99.23	112.00
3	XK	83	ARG	N-CA-C	-9.12	101.03	110.97
32	c6	123	PRO	CA-N-CD	-9.12	99.23	112.00
32	c8	123	PRO	CA-N-CD	-9.12	99.23	112.00
32	gJ	123	PRO	CA-N-CD	-9.12	99.23	112.00
32	c2	123	PRO	CA-N-CD	-9.11	99.24	112.00
32	iI	123	PRO	CA-N-CD	-9.11	99.24	112.00
32	k9	123	PRO	CA-N-CD	-9.11	99.25	112.00
32	eA	123	PRO	CA-N-CD	-9.11	99.25	112.00
32	e2	123	PRO	CA-N-CD	-9.11	99.25	112.00
32	k5	123	PRO	CA-N-CD	-9.11	99.25	112.00
32	c7	123	PRO	CA-N-CD	-9.11	99.25	112.00
32	kA	123	PRO	CA-N-CD	-9.11	99.25	112.00
2	C4	849	LYS	CB-CG-CD	9.10	132.24	111.30
32	e6	123	PRO	CA-N-CD	-9.10	99.25	112.00
32	c3	123	PRO	CA-N-CD	-9.10	99.26	112.00
32	eH	123	PRO	CA-N-CD	-9.10	99.26	112.00
2	BB	849	LYS	CB-CG-CD	9.10	132.23	111.30
32	m7	123	PRO	CA-N-CD	-9.10	99.26	112.00
32	e8	123	PRO	CA-N-CD	-9.10	99.26	112.00
32	iJ	123	PRO	CA-N-CD	-9.10	99.26	112.00
32	e3	123	PRO	CA-N-CD	-9.10	99.27	112.00
32	k3	123	PRO	CA-N-CD	-9.10	99.26	112.00
32	m9	123	PRO	CA-N-CD	-9.10	99.26	112.00
32	iA	123	PRO	CA-N-CD	-9.10	99.26	112.00
32	k2	123	PRO	CA-N-CD	-9.10	99.27	112.00
2	B4	849	LYS	CB-CG-CD	9.10	132.22	111.30
2	CB	849	LYS	CB-CG-CD	9.09	132.22	111.30
32	iC	123	PRO	CA-N-CD	-9.09	99.27	112.00
32	kJ	123	PRO	CA-N-CD	-9.09	99.27	112.00
32	i3	123	PRO	CA-N-CD	-9.09	99.27	112.00
32	cC	145	PRO	CA-N-CD	-9.09	99.27	112.00
32	kI	123	PRO	CA-N-CD	-9.09	99.27	112.00
32	iH	123	PRO	CA-N-CD	-9.09	99.28	112.00
32	i2	123	PRO	CA-N-CD	-9.09	99.28	112.00
32	e6	145	PRO	CA-N-CD	-9.09	99.28	112.00
32	i6	123	PRO	CA-N-CD	-9.09	99.28	112.00

Continued on next page...

Continued from previous page...

Mol	Chain	Res	Type	Atoms	Z	Observed(^{o})	Ideal(^{o})
32	e7	123	PRO	CA-N-CD	-9.09	99.28	112.00
32	kH	123	PRO	CA-N-CD	-9.09	99.28	112.00
32	m6	123	PRO	CA-N-CD	-9.08	99.28	112.00
32	i7	123	PRO	CA-N-CD	-9.08	99.28	112.00
32	e9	123	PRO	CA-N-CD	-9.08	99.29	112.00
32	k7	123	PRO	CA-N-CD	-9.08	99.29	112.00
32	e9	145	PRO	CA-N-CD	-9.08	99.29	112.00
32	kC	123	PRO	CA-N-CD	-9.08	99.29	112.00
32	eJ	145	PRO	CA-N-CD	-9.08	99.29	112.00
32	mJ	123	PRO	CA-N-CD	-9.08	99.29	112.00
32	c3	145	PRO	CA-N-CD	-9.08	99.29	112.00
32	e5	145	PRO	CA-N-CD	-9.08	99.29	112.00
32	e5	123	PRO	CA-N-CD	-9.08	99.29	112.00
32	k8	123	PRO	CA-N-CD	-9.08	99.29	112.00
32	eC	145	PRO	CA-N-CD	-9.08	99.29	112.00
32	c7	145	PRO	CA-N-CD	-9.07	99.30	112.00
32	i8	123	PRO	CA-N-CD	-9.07	99.30	112.00
32	i9	123	PRO	CA-N-CD	-9.07	99.30	112.00
32	cJ	145	PRO	CA-N-CD	-9.07	99.30	112.00
32	i5	123	PRO	CA-N-CD	-9.07	99.30	112.00
32	eJ	123	PRO	CA-N-CD	-9.07	99.30	112.00
32	e8	145	PRO	CA-N-CD	-9.07	99.30	112.00
32	eA	145	PRO	CA-N-CD	-9.07	99.30	112.00
32	mH	123	PRO	CA-N-CD	-9.07	99.30	112.00
32	cH	145	PRO	CA-N-CD	-9.07	99.30	112.00
32	eH	145	PRO	CA-N-CD	-9.07	99.30	112.00
32	e7	145	PRO	CA-N-CD	-9.07	99.31	112.00
32	c9	145	PRO	CA-N-CD	-9.07	99.31	112.00
32	mA	123	PRO	CA-N-CD	-9.07	99.30	112.00
32	eI	123	PRO	CA-N-CD	-9.07	99.31	112.00
32	c2	145	PRO	CA-N-CD	-9.06	99.31	112.00
32	m2	123	PRO	CA-N-CD	-9.06	99.31	112.00
32	mI	123	PRO	CA-N-CD	-9.06	99.31	112.00
32	c5	145	PRO	CA-N-CD	-9.06	99.31	112.00
32	m5	123	PRO	CA-N-CD	-9.06	99.31	112.00
32	m3	123	PRO	CA-N-CD	-9.06	99.32	112.00
32	c6	145	PRO	CA-N-CD	-9.06	99.32	112.00
32	cA	145	PRO	CA-N-CD	-9.06	99.32	112.00
32	cI	145	PRO	CA-N-CD	-9.06	99.32	112.00
32	e2	145	PRO	CA-N-CD	-9.05	99.32	112.00
32	e3	145	PRO	CA-N-CD	-9.05	99.32	112.00
32	k6	123	PRO	CA-N-CD	-9.05	99.33	112.00

Continued on next page...

Continued from previous page...

Mol	Chain	Res	Type	Atoms	Z	Observed(^{o})	Ideal(^{o})
32	m8	123	PRO	CA-N-CD	-9.05	99.33	112.00
32	e8	150	PRO	CA-N-CD	-9.05	99.33	112.00
32	eA	150	PRO	CA-N-CD	-9.05	99.33	112.00
32	c8	145	PRO	CA-N-CD	-9.05	99.33	112.00
32	mC	123	PRO	CA-N-CD	-9.05	99.33	112.00
32	e6	150	PRO	CA-N-CD	-9.04	99.34	112.00
32	eC	150	PRO	CA-N-CD	-9.04	99.35	112.00
32	eI	145	PRO	CA-N-CD	-9.04	99.35	112.00
32	eJ	150	PRO	CA-N-CD	-9.03	99.35	112.00
32	e2	150	PRO	CA-N-CD	-9.03	99.36	112.00
32	eH	150	PRO	CA-N-CD	-9.02	99.37	112.00
32	e5	150	PRO	CA-N-CD	-9.02	99.38	112.00
32	eI	150	PRO	CA-N-CD	-9.02	99.37	112.00
32	e9	150	PRO	CA-N-CD	-9.02	99.38	112.00
32	e3	150	PRO	CA-N-CD	-9.01	99.39	112.00
32	i5	110	LEU	N-CA-C	9.01	121.10	111.28
31	b6	72	PRO	CA-N-CD	-9.01	99.39	112.00
32	i2	110	LEU	N-CA-C	9.00	121.09	111.28
32	iA	110	LEU	N-CA-C	9.00	121.09	111.28
31	bA	72	PRO	CA-N-CD	-8.99	99.41	112.00
32	i6	110	LEU	N-CA-C	8.99	121.08	111.28
32	e7	150	PRO	CA-N-CD	-8.99	99.41	112.00
31	b2	72	PRO	CA-N-CD	-8.99	99.42	112.00
32	i3	110	LEU	N-CA-C	8.99	121.08	111.28
32	iH	110	LEU	N-CA-C	8.98	121.07	111.28
31	bJ	72	PRO	CA-N-CD	-8.98	99.43	112.00
31	bI	72	PRO	CA-N-CD	-8.98	99.43	112.00
31	b7	72	PRO	CA-N-CD	-8.97	99.44	112.00
32	i8	110	LEU	N-CA-C	8.97	121.06	111.28
31	bH	72	PRO	CA-N-CD	-8.97	99.44	112.00
31	b8	72	PRO	CA-N-CD	-8.97	99.44	112.00
31	h8	72	PRO	CA-N-CD	-8.97	99.44	112.00
31	b9	72	PRO	CA-N-CD	-8.97	99.44	112.00
31	bC	72	PRO	CA-N-CD	-8.97	99.44	112.00
32	iJ	110	LEU	N-CA-C	8.97	121.06	111.28
31	b5	72	PRO	CA-N-CD	-8.96	99.45	112.00
31	d9	72	PRO	CA-N-CD	-8.96	99.45	112.00
31	f7	72	PRO	CA-N-CD	-8.96	99.45	112.00
32	iI	110	LEU	N-CA-C	8.96	121.05	111.28
32	i2	108	ARG	N-CA-C	8.96	120.82	111.14
31	hJ	72	PRO	CA-N-CD	-8.96	99.46	112.00
32	i3	108	ARG	N-CA-C	8.95	120.81	111.14

Continued on next page...

Continued from previous page...

Mol	Chain	Res	Type	Atoms	Z	Observed(^{o})	Ideal(^{o})
31	h5	72	PRO	CA-N-CD	-8.96	99.46	112.00
32	iA	108	ARG	N-CA-C	8.96	120.81	111.14
31	hC	72	PRO	CA-N-CD	-8.96	99.46	112.00
32	i5	108	ARG	N-CA-C	8.95	120.81	111.14
31	h9	72	PRO	CA-N-CD	-8.95	99.46	112.00
32	iC	110	LEU	N-CA-C	8.95	121.04	111.28
31	b3	72	PRO	CA-N-CD	-8.95	99.47	112.00
32	i7	110	LEU	N-CA-C	8.95	121.04	111.28
31	fA	72	PRO	CA-N-CD	-8.95	99.47	112.00
31	hH	72	PRO	CA-N-CD	-8.95	99.47	112.00
31	dI	72	PRO	CA-N-CD	-8.95	99.47	112.00
31	h6	72	PRO	CA-N-CD	-8.95	99.47	112.00
31	h2	72	PRO	CA-N-CD	-8.95	99.48	112.00
31	f5	72	PRO	CA-N-CD	-8.95	99.48	112.00
31	d6	72	PRO	CA-N-CD	-8.94	99.48	112.00
31	d7	72	PRO	CA-N-CD	-8.94	99.48	112.00
31	l9	72	PRO	CA-N-CD	-8.94	99.48	112.00
32	i9	110	LEU	N-CA-C	8.94	121.03	111.28
31	f6	72	PRO	CA-N-CD	-8.94	99.49	112.00
31	fI	72	PRO	CA-N-CD	-8.94	99.48	112.00
31	hI	72	PRO	CA-N-CD	-8.94	99.49	112.00
32	i8	108	ARG	N-CA-C	8.94	120.79	111.14
31	f9	72	PRO	CA-N-CD	-8.94	99.49	112.00
31	dH	72	PRO	CA-N-CD	-8.94	99.49	112.00
8	C1	130	TYR	N-CA-C	8.93	120.79	111.14
31	l3	72	PRO	CA-N-CD	-8.93	99.49	112.00
32	i6	108	ARG	N-CA-C	8.93	120.79	111.14
31	hA	72	PRO	CA-N-CD	-8.93	99.49	112.00
31	fC	72	PRO	CA-N-CD	-8.93	99.49	112.00
32	iC	108	ARG	N-CA-C	8.93	120.79	111.14
32	iH	108	ARG	N-CA-C	8.93	120.78	111.14
32	iJ	108	ARG	N-CA-C	8.93	120.78	111.14
31	l8	72	PRO	CA-N-CD	-8.93	99.50	112.00
31	lC	72	PRO	CA-N-CD	-8.93	99.50	112.00
31	fH	72	PRO	CA-N-CD	-8.93	99.50	112.00
31	h3	72	PRO	CA-N-CD	-8.93	99.51	112.00
31	dJ	72	PRO	CA-N-CD	-8.93	99.50	112.00
31	fJ	72	PRO	CA-N-CD	-8.93	99.50	112.00
1	BC	212	GLN	C-N-CD	-8.92	88.41	125.00
32	k2	145	PRO	CA-N-CD	-8.92	99.51	112.00
31	l5	72	PRO	CA-N-CD	-8.92	99.51	112.00
31	h7	72	PRO	CA-N-CD	-8.92	99.51	112.00

Continued on next page...

Continued from previous page...

Mol	Chain	Res	Type	Atoms	Z	Observed(^{o})	Ideal(^{o})
31	dA	72	PRO	CA-N-CD	-8.92	99.51	112.00
31	dC	72	PRO	CA-N-CD	-8.92	99.51	112.00
32	k9	150	PRO	CA-N-CD	-8.92	99.51	112.00
31	d2	72	PRO	CA-N-CD	-8.92	99.51	112.00
32	i9	108	ARG	N-CA-C	8.92	120.78	111.14
31	f8	72	PRO	CA-N-CD	-8.92	99.52	112.00
31	d3	72	PRO	CA-N-CD	-8.92	99.52	112.00
32	k8	150	PRO	CA-N-CD	-8.92	99.52	112.00
31	jC	72	PRO	CA-N-CD	-8.92	99.52	112.00
31	lH	72	PRO	CA-N-CD	-8.92	99.52	112.00
31	jI	72	PRO	CA-N-CD	-8.92	99.52	112.00
31	lI	72	PRO	CA-N-CD	-8.92	99.52	112.00
31	jJ	72	PRO	CA-N-CD	-8.92	99.52	112.00
1	BA	212	GLN	C-N-CD	-8.91	88.45	125.00
31	j7	72	PRO	CA-N-CD	-8.91	99.52	112.00
31	f3	72	PRO	CA-N-CD	-8.91	99.52	112.00
31	j3	72	PRO	CA-N-CD	-8.91	99.52	112.00
31	d5	72	PRO	CA-N-CD	-8.91	99.52	112.00
31	j6	72	PRO	CA-N-CD	-8.91	99.52	112.00
31	l7	72	PRO	CA-N-CD	-8.91	99.52	112.00
31	jH	72	PRO	CA-N-CD	-8.91	99.52	112.00
31	f2	72	PRO	CA-N-CD	-8.91	99.53	112.00
31	l2	72	PRO	CA-N-CD	-8.91	99.53	112.00
31	d8	72	PRO	CA-N-CD	-8.91	99.53	112.00
31	j8	72	PRO	CA-N-CD	-8.91	99.53	112.00
32	k6	145	PRO	CA-N-CD	-8.91	99.53	112.00
31	l6	72	PRO	CA-N-CD	-8.91	99.53	112.00
1	B7	212	GLN	C-N-CD	-8.91	88.48	125.00
1	B3	212	GLN	C-N-CD	-8.90	88.50	125.00
32	iI	108	ARG	N-CA-C	8.90	120.76	111.14
32	k3	145	PRO	CA-N-CD	-8.90	99.54	112.00
31	j5	72	PRO	CA-N-CD	-8.90	99.54	112.00
31	j9	72	PRO	CA-N-CD	-8.90	99.54	112.00
31	lA	72	PRO	CA-N-CD	-8.90	99.54	112.00
32	kJ	150	PRO	CA-N-CD	-8.90	99.54	112.00
31	j2	72	PRO	CA-N-CD	-8.90	99.54	112.00
31	lJ	72	PRO	CA-N-CD	-8.90	99.54	112.00
13	IE	30	ARG	N-CA-C	-8.90	91.85	110.80
32	k5	145	PRO	CA-N-CD	-8.89	99.55	112.00
32	k7	145	PRO	CA-N-CD	-8.89	99.55	112.00
32	kA	145	PRO	CA-N-CD	-8.89	99.55	112.00
32	kC	150	PRO	CA-N-CD	-8.89	99.55	112.00

Continued on next page...

Continued from previous page...

Mol	Chain	Res	Type	Atoms	Z	Observed(^{o})	Ideal(^{o})
31	jA	72	PRO	CA-N-CD	-8.89	99.55	112.00
32	i7	108	ARG	N-CA-C	8.89	120.74	111.14
32	k2	150	PRO	CA-N-CD	-8.89	99.56	112.00
32	k3	150	PRO	CA-N-CD	-8.89	99.56	112.00
32	kH	145	PRO	CA-N-CD	-8.89	99.56	112.00
32	cJ	150	PRO	CA-N-CD	-8.89	99.56	112.00
32	k5	150	PRO	CA-N-CD	-8.89	99.56	112.00
13	ID	30	ARG	N-CA-C	-8.88	91.88	110.80
13	I1	30	ARG	N-CA-C	-8.88	91.88	110.80
32	kJ	145	PRO	CA-N-CD	-8.88	99.56	112.00
32	kI	145	PRO	CA-N-CD	-8.88	99.56	112.00
32	k8	145	PRO	CA-N-CD	-8.88	99.57	112.00
32	c3	150	PRO	CA-N-CD	-8.88	99.57	112.00
32	k9	145	PRO	CA-N-CD	-8.88	99.57	112.00
32	kH	150	PRO	CA-N-CD	-8.88	99.57	112.00
32	kA	150	PRO	CA-N-CD	-8.88	99.57	112.00
32	c5	150	PRO	CA-N-CD	-8.88	99.58	112.00
32	cC	150	PRO	CA-N-CD	-8.88	99.58	112.00
8	CE	130	TYR	N-CA-C	8.87	120.72	111.14
32	cI	150	PRO	CA-N-CD	-8.87	99.58	112.00
7	b1	87	ASN	CA-C-N	8.86	130.92	119.84
7	b1	87	ASN	C-N-CA	8.86	130.92	119.84
32	kC	145	PRO	CA-N-CD	-8.86	99.59	112.00
32	c7	150	PRO	CA-N-CD	-8.86	99.59	112.00
32	c8	150	PRO	CA-N-CD	-8.86	99.59	112.00
9	d1	110	LEU	CA-C-N	8.86	132.51	120.38
9	d1	110	LEU	C-N-CA	8.86	132.51	120.38
32	k7	150	PRO	CA-N-CD	-8.86	99.60	112.00
32	c9	150	PRO	CA-N-CD	-8.86	99.60	112.00
7	bD	87	ASN	CA-C-N	8.85	130.90	119.84
7	bD	87	ASN	C-N-CA	8.85	130.90	119.84
7	bE	87	ASN	CA-C-N	8.85	130.90	119.84
7	bE	87	ASN	C-N-CA	8.85	130.90	119.84
32	cH	150	PRO	CA-N-CD	-8.85	99.61	112.00
32	cA	150	PRO	CA-N-CD	-8.85	99.61	112.00
32	kI	150	PRO	CA-N-CD	-8.85	99.61	112.00
32	k6	150	PRO	CA-N-CD	-8.84	99.62	112.00
32	c2	150	PRO	CA-N-CD	-8.84	99.62	112.00
32	c6	150	PRO	CA-N-CD	-8.83	99.64	112.00
8	CD	130	TYR	N-CA-C	8.83	120.67	111.14
9	dD	110	LEU	CA-C-N	8.81	132.45	120.38
9	dD	110	LEU	C-N-CA	8.81	132.45	120.38

Continued on next page...

Continued from previous page...

Mol	Chain	Res	Type	Atoms	Z	Observed(^{o})	Ideal(^{o})
9	dE	110	LEU	CA-C-N	8.81	132.44	120.38
9	dE	110	LEU	C-N-CA	8.81	132.44	120.38
11	f1	41	PHE	CA-C-N	8.75	132.51	120.35
11	f1	41	PHE	C-N-CA	8.75	132.51	120.35
9	DE	102	THR	N-CA-C	-8.75	92.16	110.80
11	fE	41	PHE	CA-C-N	8.75	132.51	120.35
11	fE	41	PHE	C-N-CA	8.75	132.51	120.35
11	fD	41	PHE	CA-C-N	8.74	132.50	120.35
11	fD	41	PHE	C-N-CA	8.74	132.50	120.35
9	DD	102	THR	N-CA-C	-8.74	92.19	110.80
9	D1	102	THR	N-CA-C	-8.73	92.20	110.80
1	B9	221	PHE	N-CA-C	8.64	123.17	111.24
1	B2	221	PHE	N-CA-C	8.64	123.16	111.24
3	IL	29	PHE	CA-C-N	-8.63	106.44	121.97
3	IL	29	PHE	C-N-CA	-8.63	106.44	121.97
28	EF	115	MET	N-CA-C	8.62	120.76	111.36
1	BI	221	PHE	N-CA-C	8.62	123.13	111.24
1	B6	221	PHE	N-CA-C	8.62	123.13	111.24
28	EK	115	MET	N-CA-C	8.60	120.74	111.36
1	B6	226	LYS	N-CA-C	8.59	122.88	111.28
1	BI	226	LYS	N-CA-C	8.58	122.86	111.28
1	B2	226	LYS	N-CA-C	8.57	122.85	111.28
1	B9	226	LYS	N-CA-C	8.55	122.83	111.28
28	EF	121	TYR	N-CA-C	-8.53	100.81	113.61
28	EK	121	TYR	N-CA-C	-8.53	100.82	113.61
1	BJ	194	PHE	N-CA-C	8.52	128.65	109.81
1	BH	194	PHE	N-CA-C	8.52	128.63	109.81
1	B8	194	PHE	N-CA-C	8.51	128.62	109.81
1	B5	194	PHE	N-CA-C	8.51	128.61	109.81
32	iI	150	PRO	CA-N-CD	-8.49	100.12	112.00
32	i3	150	PRO	CA-N-CD	-8.47	100.14	112.00
32	i2	150	PRO	CA-N-CD	-8.46	100.15	112.00
32	iC	150	PRO	CA-N-CD	-8.45	100.17	112.00
32	iJ	150	PRO	CA-N-CD	-8.45	100.17	112.00
32	iA	150	PRO	CA-N-CD	-8.45	100.18	112.00
32	iH	150	PRO	CA-N-CD	-8.44	100.18	112.00
3	XF	83	ARG	N-CA-C	-8.44	102.02	111.14
32	i8	150	PRO	CA-N-CD	-8.44	100.18	112.00
32	i6	150	PRO	CA-N-CD	-8.44	100.19	112.00
32	i5	150	PRO	CA-N-CD	-8.43	100.19	112.00
32	i9	150	PRO	CA-N-CD	-8.43	100.20	112.00
32	i7	150	PRO	CA-N-CD	-8.42	100.21	112.00

Continued on next page...

Continued from previous page...

Mol	Chain	Res	Type	Atoms	Z	Observed(^{o})	Ideal(^{o})
8	CD	315	ILE	N-CA-C	8.41	118.49	110.42
8	CE	315	ILE	N-CA-C	8.40	118.49	110.42
2	BB	127	GLY	N-CA-C	8.38	123.32	111.42
8	cD	256	GLU	CA-C-N	-8.37	105.56	121.54
8	cD	256	GLU	C-N-CA	-8.37	105.56	121.54
8	C1	315	ILE	N-CA-C	8.36	118.45	110.42
18	o1	83	GLU	CA-CB-CG	8.36	130.81	114.10
18	O1	83	GLU	CA-CB-CG	8.35	130.79	114.10
1	B5	214	LYS	N-CA-C	-8.35	102.13	111.14
1	B8	214	LYS	N-CA-C	-8.34	102.13	111.14
18	oE	83	GLU	CA-CB-CG	8.34	130.78	114.10
18	oD	83	GLU	CA-CB-CG	8.34	130.77	114.10
1	BH	214	LYS	N-CA-C	-8.33	102.14	111.14
18	OD	83	GLU	CA-CB-CG	8.33	130.76	114.10
18	OE	83	GLU	CA-CB-CG	8.31	130.73	114.10
1	BJ	214	LYS	N-CA-C	-8.31	102.17	111.14
28	BG	134	GLY	N-CA-C	8.22	129.11	112.34
28	BL	134	GLY	N-CA-C	8.21	129.09	112.34
8	cE	254	SER	CA-C-N	8.12	137.32	121.41
8	cE	254	SER	C-N-CA	8.12	137.32	121.41
28	BL	121	TYR	N-CA-C	8.12	122.75	113.01
3	XK	82	LEU	CA-C-N	-8.10	109.97	120.65
3	XK	82	LEU	C-N-CA	-8.10	109.97	120.65
13	I1	30	ARG	CA-C-N	8.09	131.95	122.89
13	I1	30	ARG	C-N-CA	8.09	131.95	122.89
28	BG	121	TYR	N-CA-C	8.06	122.68	113.01
28	EF	117	PHE	CB-CA-C	-8.04	107.31	116.63
28	EK	117	PHE	CB-CA-C	-8.04	107.31	116.63
13	iE	33	LYS	N-CA-C	8.03	120.94	111.71
13	iD	33	LYS	N-CA-C	8.03	120.94	111.71
13	i1	33	LYS	N-CA-C	8.01	120.92	111.71
28	EF	134	GLY	N-CA-C	8.01	128.68	112.34
2	BB	737	GLN	CA-C-N	-8.00	110.42	122.74
2	BB	737	GLN	C-N-CA	-8.00	110.42	122.74
28	EK	134	GLY	N-CA-C	7.99	128.65	112.34
2	B4	737	GLN	CA-C-N	-7.97	110.47	122.74
2	B4	737	GLN	C-N-CA	-7.97	110.47	122.74
3	6G	80	THR	CA-CB-OG1	-7.97	97.65	109.60
3	6L	80	THR	CA-CB-OG1	-7.95	97.68	109.60
24	vD	27	GLU	CA-CB-CG	7.87	129.84	114.10
24	v1	27	GLU	CA-CB-CG	7.87	129.83	114.10
24	vE	27	GLU	CA-CB-CG	7.86	129.82	114.10

Continued on next page...

Continued from previous page...

Mol	Chain	Res	Type	Atoms	Z	Observed(^{o})	Ideal(^{o})
24	VE	27	GLU	CA-CB-CG	7.83	129.77	114.10
24	V1	27	GLU	CA-CB-CG	7.83	129.75	114.10
1	BH	210	GLU	N-CA-C	7.82	121.24	108.26
24	VD	27	GLU	CA-CB-CG	7.81	129.73	114.10
1	B5	210	GLU	N-CA-C	7.81	121.23	108.26
1	BJ	210	GLU	N-CA-C	7.81	121.22	108.26
1	B6	230	ARG	CA-C-N	7.81	129.60	119.84
1	B6	230	ARG	C-N-CA	7.81	129.60	119.84
1	B8	210	GLU	N-CA-C	7.80	121.21	108.26
1	BI	230	ARG	CA-C-N	7.80	129.59	119.84
1	BI	230	ARG	C-N-CA	7.80	129.59	119.84
1	B2	230	ARG	CA-C-N	7.79	129.57	119.84
1	B2	230	ARG	C-N-CA	7.79	129.57	119.84
2	B4	81	PRO	N-CA-C	7.75	124.11	113.65
2	BB	81	PRO	N-CA-C	7.72	124.07	113.65
8	C1	188	ASN	O-C-N	-7.70	115.84	121.23
1	B9	212	GLN	N-CA-C	7.69	115.05	108.13
2	BB	138	GLY	N-CA-C	-7.60	96.84	112.34
4	TB	67	ARG	N-CA-C	-7.59	100.19	109.83
1	B7	229	SER	N-CA-C	7.58	121.48	109.50
9	D1	97	ALA	N-CA-C	7.58	124.19	114.56
1	BA	229	SER	N-CA-C	7.57	121.47	109.50
1	B3	229	SER	N-CA-C	7.56	121.45	109.50
5	NK	15	ARG	CA-CB-CG	7.56	129.22	114.10
1	BC	229	SER	N-CA-C	7.55	121.43	109.50
5	NF	15	ARG	CA-CB-CG	7.55	129.19	114.10
9	DD	97	ALA	N-CA-C	7.54	124.13	114.56
28	BG	127	THR	N-CA-C	7.53	121.81	110.14
28	BL	127	THR	N-CA-C	7.53	121.81	110.14
9	DE	97	ALA	N-CA-C	7.52	124.11	114.56
13	IE	31	ASN	N-CA-C	-7.51	93.21	109.81
13	ID	31	ASN	N-CA-C	-7.51	93.22	109.81
8	cE	266	LEU	CA-C-N	-7.49	107.23	121.54
8	cE	266	LEU	C-N-CA	-7.49	107.23	121.54
32	iJ	154	SER	CA-C-N	-7.48	108.04	121.14
32	iJ	154	SER	C-N-CA	-7.48	108.04	121.14
32	i9	154	SER	CA-C-N	-7.48	108.05	121.14
32	i9	154	SER	C-N-CA	-7.48	108.05	121.14
32	i3	154	SER	CA-C-N	-7.48	108.06	121.14
32	i3	154	SER	C-N-CA	-7.48	108.06	121.14
32	iI	154	SER	CA-C-N	-7.48	108.06	121.14
32	iI	154	SER	C-N-CA	-7.48	108.06	121.14

Continued on next page...

Continued from previous page...

Mol	Chain	Res	Type	Atoms	Z	Observed(^{o})	Ideal(^{o})
32	i6	154	SER	CA-C-N	-7.48	108.06	121.14
32	i6	154	SER	C-N-CA	-7.48	108.06	121.14
32	iH	154	SER	CA-C-N	-7.47	108.06	121.14
32	iH	154	SER	C-N-CA	-7.47	108.06	121.14
32	iA	154	SER	CA-C-N	-7.47	108.06	121.14
32	iA	154	SER	C-N-CA	-7.47	108.06	121.14
32	i2	154	SER	CA-C-N	-7.47	108.07	121.14
32	i2	154	SER	C-N-CA	-7.47	108.07	121.14
32	i8	154	SER	CA-C-N	-7.47	108.07	121.14
32	i8	154	SER	C-N-CA	-7.47	108.07	121.14
32	iC	154	SER	CA-C-N	-7.46	108.08	121.14
32	iC	154	SER	C-N-CA	-7.46	108.08	121.14
32	i5	154	SER	CA-C-N	-7.46	108.09	121.14
32	i5	154	SER	C-N-CA	-7.46	108.09	121.14
32	i7	154	SER	CA-C-N	-7.46	108.09	121.14
32	i7	154	SER	C-N-CA	-7.46	108.09	121.14
3	IL	27	LYS	CA-C-N	7.43	131.22	120.38
3	IL	27	LYS	C-N-CA	7.43	131.22	120.38
1	BA	207	VAL	N-CA-C	7.42	124.90	108.88
1	BC	207	VAL	N-CA-C	7.41	124.89	108.88
1	B3	207	VAL	N-CA-C	7.40	124.87	108.88
1	B7	207	VAL	N-CA-C	7.40	124.86	108.88
4	YF	75	THR	CA-CB-OG1	-7.39	98.51	109.60
4	YK	75	THR	CA-CB-OG1	-7.39	98.52	109.60
10	eE	79	PHE	N-CA-C	7.38	119.33	111.28
28	EF	122	LEU	N-CA-C	7.37	119.31	111.28
10	eD	79	PHE	N-CA-C	7.37	119.31	111.28
2	B4	138	GLY	N-CA-C	-7.35	97.35	112.34
10	e1	79	PHE	N-CA-C	7.34	119.28	111.28
28	EK	122	LEU	N-CA-C	7.31	119.25	111.28
30	VL	24	LYS	CB-CG-CD	7.14	127.73	111.30
30	VG	24	LYS	CB-CG-CD	7.13	127.71	111.30
30	mK	24	LYS	CB-CG-CD	7.13	127.71	111.30
30	mF	24	LYS	CB-CG-CD	7.13	127.70	111.30
28	EK	111	THR	C-N-CD	-7.12	95.80	125.00
28	EF	111	THR	C-N-CD	-7.12	95.83	125.00
1	BA	211	LYS	N-CA-C	7.11	119.87	109.07
1	BC	211	LYS	N-CA-C	7.11	119.87	109.07
1	B3	211	LYS	N-CA-C	7.09	119.84	109.07
1	B7	211	LYS	N-CA-C	7.08	119.84	109.07
28	BG	128	ALA	N-CA-C	-7.07	96.82	108.49
28	BL	128	ALA	N-CA-C	-7.07	96.82	108.49

Continued on next page...

Continued from previous page...

Mol	Chain	Res	Type	Atoms	Z	Observed(^{o})	Ideal(^{o})
1	BJ	204	ARG	N-CA-C	7.05	120.87	107.75
11	fE	41	PHE	N-CA-C	7.05	118.97	111.28
11	f1	41	PHE	N-CA-C	7.05	118.97	111.28
1	B5	204	ARG	N-CA-C	7.05	120.86	107.75
8	cD	251	PHE	CB-CA-C	-7.05	98.11	109.75
11	fD	41	PHE	N-CA-C	7.05	118.97	111.28
1	BH	204	ARG	N-CA-C	7.05	120.86	107.75
28	EK	132	ARG	N-CA-C	-7.05	99.14	109.50
1	B8	204	ARG	N-CA-C	7.03	120.83	107.75
28	EF	132	ARG	N-CA-C	-7.03	99.17	109.50
9	D1	105	CYS	N-CA-C	7.03	118.94	111.28
9	DD	105	CYS	N-CA-C	7.01	118.92	111.28
9	DE	105	CYS	N-CA-C	7.01	118.92	111.28
23	u1	40	LYS	CB-CG-CD	7.01	127.42	111.30
23	uE	40	LYS	CB-CG-CD	7.01	127.42	111.30
23	uD	40	LYS	CB-CG-CD	7.01	127.42	111.30
23	U1	40	LYS	CB-CG-CD	7.00	127.40	111.30
4	tB	77	ARG	NE-CZ-NH2	6.99	125.49	119.20
23	UE	40	LYS	CB-CG-CD	6.99	127.38	111.30
8	c1	134	PHE	CB-CA-C	6.99	124.52	112.00
23	UD	40	LYS	CB-CG-CD	6.99	127.37	111.30
3	IL	27	LYS	O-C-N	6.96	130.09	122.15
8	cE	257	ALA	N-CA-C	-6.93	103.41	110.97
4	t4	77	ARG	NE-CZ-NH2	6.92	125.43	119.20
27	zD	28	ALA	N-CA-C	6.90	119.65	111.71
27	z1	28	ALA	N-CA-C	6.87	119.61	111.71
4	t4	77	ARG	CD-NE-CZ	-6.86	114.80	124.40
4	tB	77	ARG	CD-NE-CZ	-6.83	114.84	124.40
1	B6	202	SER	N-CA-C	6.79	120.53	110.48
1	B9	202	SER	N-CA-C	6.75	120.51	109.72
16	lE	9	LYS	CA-CB-CG	6.73	127.55	114.10
16	lD	9	LYS	CA-CB-CG	6.72	127.55	114.10
16	l1	9	LYS	CA-CB-CG	6.72	127.54	114.10
32	m2	110	LEU	N-CA-C	6.72	118.60	111.28
16	LD	9	LYS	CA-CB-CG	6.71	127.52	114.10
16	LE	9	LYS	CA-CB-CG	6.71	127.52	114.10
32	m9	110	LEU	N-CA-C	6.71	118.59	111.28
32	m8	110	LEU	N-CA-C	6.71	118.59	111.28
32	mI	110	LEU	N-CA-C	6.71	118.59	111.28
32	m5	110	LEU	N-CA-C	6.70	118.58	111.28
16	L1	9	LYS	CA-CB-CG	6.70	127.49	114.10
1	B8	207	VAL	CA-C-N	6.69	128.20	119.84

Continued on next page...

Continued from previous page...

Mol	Chain	Res	Type	Atoms	Z	Observed(^{o})	Ideal(^{o})
1	B8	207	VAL	C-N-CA	6.69	128.20	119.84
7	B1	351	GLY	CA-C-N	6.69	133.74	121.70
7	B1	351	GLY	C-N-CA	6.69	133.74	121.70
32	m6	110	LEU	N-CA-C	6.69	118.57	111.28
32	mJ	110	LEU	N-CA-C	6.69	118.57	111.28
7	BE	351	GLY	CA-C-N	6.68	133.73	121.70
7	BE	351	GLY	C-N-CA	6.68	133.73	121.70
32	mH	110	LEU	N-CA-C	6.68	118.56	111.28
1	BJ	207	VAL	CA-C-N	6.68	128.19	119.84
1	BJ	207	VAL	C-N-CA	6.68	128.19	119.84
32	mC	110	LEU	N-CA-C	6.67	118.56	111.28
1	BH	207	VAL	CA-C-N	6.67	128.17	119.84
1	BH	207	VAL	C-N-CA	6.67	128.17	119.84
1	B5	207	VAL	CA-C-N	6.67	128.17	119.84
1	B5	207	VAL	C-N-CA	6.67	128.17	119.84
32	mA	110	LEU	N-CA-C	6.67	118.55	111.28
7	BD	351	GLY	CA-C-N	6.67	133.70	121.70
7	BD	351	GLY	C-N-CA	6.67	133.70	121.70
7	bE	351	GLY	CA-C-N	6.66	133.69	121.70
7	bE	351	GLY	C-N-CA	6.66	133.69	121.70
32	m7	110	LEU	N-CA-C	6.65	118.53	111.28
28	BG	125	LYS	N-CA-C	6.65	119.78	109.07
32	m3	110	LEU	N-CA-C	6.65	118.52	111.28
7	bD	351	GLY	CA-C-N	6.65	133.66	121.70
7	bD	351	GLY	C-N-CA	6.65	133.66	121.70
12	HE	53	LEU	CA-CB-CG	6.63	139.51	116.30
28	BL	125	LYS	N-CA-C	6.63	119.75	109.07
12	H1	53	LEU	CA-CB-CG	6.63	139.51	116.30
1	B6	194	PHE	C-N-CD	-6.63	97.83	125.00
7	b1	351	GLY	CA-C-N	6.62	133.62	121.70
7	b1	351	GLY	C-N-CA	6.62	133.62	121.70
12	HD	53	LEU	CA-CB-CG	6.62	139.48	116.30
8	CE	307	ARG	N-CA-C	-6.62	104.14	111.36
8	C1	307	ARG	N-CA-C	-6.61	104.15	111.36
1	B5	233	ASN	N-CA-C	6.61	124.88	110.80
1	B8	233	ASN	N-CA-C	6.61	124.88	110.80
1	BJ	233	ASN	N-CA-C	6.60	124.87	110.80
1	BH	233	ASN	N-CA-C	6.60	124.86	110.80
8	CD	307	ARG	N-CA-C	-6.59	104.17	111.36
7	b1	121	GLU	CB-CG-CD	6.59	123.81	112.60
7	bE	121	GLU	CB-CG-CD	6.59	123.81	112.60
7	bD	121	GLU	CB-CG-CD	6.59	123.80	112.60

Continued on next page...

Continued from previous page...

Mol	Chain	Res	Type	Atoms	Z	Observed(^{o})	Ideal(^{o})
7	B1	121	GLU	CB-CG-CD	6.58	123.78	112.60
8	cD	193	PRO	CA-C-N	-6.58	108.98	121.54
8	cD	193	PRO	C-N-CA	-6.58	108.98	121.54
7	BD	121	GLU	CB-CG-CD	6.56	123.75	112.60
7	BE	121	GLU	CB-CG-CD	6.56	123.75	112.60
2	BB	137	THR	N-CA-C	6.54	120.21	110.52
1	B3	197	VAL	N-CA-C	6.54	122.94	109.34
2	B4	120	ARG	N-CA-C	6.52	119.80	109.50
1	B2	210	GLU	N-CA-C	6.51	119.96	109.86
2	C4	849	LYS	CA-CB-CG	6.51	127.13	114.10
1	BI	210	GLU	N-CA-C	6.51	119.95	109.86
2	CB	849	LYS	CA-CB-CG	6.51	127.12	114.10
1	B6	210	GLU	N-CA-C	6.50	119.94	109.86
1	B9	210	GLU	N-CA-C	6.50	119.93	109.86
2	BB	849	LYS	CA-CB-CG	6.49	127.08	114.10
18	oD	241	GLU	N-CA-C	6.48	118.92	110.43
2	B4	849	LYS	CA-CB-CG	6.48	127.06	114.10
28	BG	118	ALA	N-CA-C	6.47	123.56	113.72
3	o4	78	THR	N-CA-C	-6.47	104.81	114.64
3	oB	78	THR	N-CA-C	-6.46	104.81	114.64
4	cK	76	ARG	N-CA-C	-6.46	103.74	111.69
18	OD	241	GLU	N-CA-C	6.46	118.89	110.43
9	d1	90	LEU	N-CA-C	-6.46	100.34	109.96
7	BD	87	ASN	N-CA-C	-6.46	100.18	109.48
18	oE	241	GLU	N-CA-C	6.46	118.89	110.43
7	BE	87	ASN	N-CA-C	-6.45	100.19	109.48
9	dE	90	LEU	N-CA-C	-6.45	100.35	109.96
28	BL	118	ALA	N-CA-C	6.44	123.51	113.72
9	dD	90	LEU	N-CA-C	-6.43	100.37	109.96
4	cF	76	ARG	N-CA-C	-6.43	103.78	111.69
18	O1	241	GLU	N-CA-C	6.43	118.85	110.43
7	B1	87	ASN	N-CA-C	-6.42	100.24	109.48
1	B8	194	PHE	C-N-CD	-6.41	98.71	125.00
2	BB	769	ASP	CA-CB-CG	6.41	119.01	112.60
32	cJ	37	ARG	CA-C-N	-6.41	112.56	122.49
32	cJ	37	ARG	C-N-CA	-6.41	112.56	122.49
1	B5	194	PHE	C-N-CD	-6.41	98.74	125.00
32	c5	37	ARG	CA-C-N	-6.41	112.56	122.49
32	c5	37	ARG	C-N-CA	-6.41	112.56	122.49
1	BH	194	PHE	C-N-CD	-6.40	98.75	125.00
1	BJ	194	PHE	C-N-CD	-6.40	98.76	125.00
4	YF	77	ARG	CA-C-N	-6.40	109.32	121.54

Continued on next page...

Continued from previous page...

Mol	Chain	Res	Type	Atoms	Z	Observed(^{o})	Ideal(^{o})
4	YF	77	ARG	C-N-CA	-6.40	109.32	121.54
2	B4	769	ASP	CA-CB-CG	6.40	119.00	112.60
32	c2	37	ARG	CA-C-N	-6.39	112.58	122.49
32	c2	37	ARG	C-N-CA	-6.39	112.58	122.49
32	c9	37	ARG	CA-C-N	-6.39	112.58	122.49
32	c9	37	ARG	C-N-CA	-6.39	112.58	122.49
32	c7	37	ARG	CA-C-N	-6.39	112.59	122.49
32	c7	37	ARG	C-N-CA	-6.39	112.59	122.49
3	JK	83	ARG	N-CA-C	-6.38	105.14	113.12
32	cA	37	ARG	CA-C-N	-6.38	112.59	122.49
32	cA	37	ARG	C-N-CA	-6.38	112.59	122.49
32	cH	37	ARG	CA-C-N	-6.38	112.59	122.49
32	cH	37	ARG	C-N-CA	-6.38	112.59	122.49
4	YK	77	ARG	CA-C-N	-6.38	109.35	121.54
4	YK	77	ARG	C-N-CA	-6.38	109.35	121.54
2	C4	769	ASP	CA-CB-CG	6.37	118.97	112.60
32	cI	37	ARG	CA-C-N	-6.37	112.61	122.49
32	cI	37	ARG	C-N-CA	-6.37	112.61	122.49
32	cC	37	ARG	CA-C-N	-6.37	112.62	122.49
32	cC	37	ARG	C-N-CA	-6.37	112.62	122.49
32	c6	37	ARG	CA-C-N	-6.37	112.62	122.49
32	c6	37	ARG	C-N-CA	-6.37	112.62	122.49
32	c8	37	ARG	CA-C-N	-6.36	112.63	122.49
32	c8	37	ARG	C-N-CA	-6.36	112.63	122.49
4	aF	74	THR	CA-CB-CG2	6.36	121.31	110.50
32	c3	37	ARG	CA-C-N	-6.36	112.64	122.49
32	c3	37	ARG	C-N-CA	-6.36	112.64	122.49
2	CB	769	ASP	CA-CB-CG	6.35	118.95	112.60
2	BB	255	GLN	CB-CG-CD	6.34	123.39	112.60
4	aK	74	THR	CA-CB-CG2	6.34	121.29	110.50
2	B4	255	GLN	CB-CG-CD	6.34	123.38	112.60
2	CB	255	GLN	CB-CG-CD	6.30	123.31	112.60
2	C4	255	GLN	CB-CG-CD	6.30	123.31	112.60
9	d1	102	THR	N-CA-C	-6.27	96.89	107.99
9	dE	102	THR	N-CA-C	-6.27	96.89	107.99
2	BB	128	ILE	N-CA-C	6.27	117.30	110.21
9	dD	102	THR	N-CA-C	-6.27	96.89	107.99
1	B2	219	ALA	N-CA-C	6.25	119.05	110.24
1	BI	219	ALA	N-CA-C	6.24	119.04	110.24
7	bD	86	ASP	N-CA-C	6.24	119.51	110.28
7	b1	86	ASP	N-CA-C	6.23	119.50	110.28
1	B6	219	ALA	N-CA-C	6.23	119.03	110.24

Continued on next page...

Continued from previous page...

Mol	Chain	Res	Type	Atoms	Z	Observed(^{o})	Ideal(^{o})
7	bE	86	ASP	N-CA-C	6.22	119.49	110.28
1	B9	219	ALA	N-CA-C	6.22	119.01	110.24
28	BG	111	THR	C-N-CD	-6.22	99.52	125.00
6	A1	78	ILE	CA-C-N	6.22	133.41	121.54
6	A1	78	ILE	C-N-CA	6.22	133.41	121.54
28	BL	111	THR	C-N-CD	-6.21	99.54	125.00
6	AD	78	ILE	CA-C-N	6.21	133.40	121.54
6	AD	78	ILE	C-N-CA	6.21	133.40	121.54
6	AE	78	ILE	CA-C-N	6.20	133.38	121.54
6	AE	78	ILE	C-N-CA	6.20	133.38	121.54
32	eA	39	ASP	N-CA-C	-6.20	104.61	111.36
1	BJ	230	ARG	N-CA-C	6.19	118.40	109.48
32	e9	39	ASP	N-CA-C	-6.19	104.61	111.36
32	e8	39	ASP	N-CA-C	-6.19	104.61	111.36
32	eJ	39	ASP	N-CA-C	-6.19	104.61	111.36
1	BH	230	ARG	N-CA-C	6.19	118.39	109.48
1	B5	230	ARG	N-CA-C	6.19	118.39	109.48
32	eC	39	ASP	N-CA-C	-6.19	104.62	111.36
32	eH	39	ASP	N-CA-C	-6.19	104.62	111.36
32	eI	39	ASP	N-CA-C	-6.17	104.63	111.36
1	B8	230	ARG	N-CA-C	6.17	118.37	109.48
32	e2	39	ASP	N-CA-C	-6.17	104.63	111.36
32	e3	39	ASP	N-CA-C	-6.17	104.63	111.36
32	e5	39	ASP	N-CA-C	-6.17	104.63	111.36
32	e6	39	ASP	N-CA-C	-6.17	104.64	111.36
32	e7	39	ASP	N-CA-C	-6.17	104.64	111.36
32	e3	41	VAL	N-CA-C	-6.16	104.33	110.62
10	E1	70	GLN	N-CA-C	6.16	117.99	111.28
32	e8	41	VAL	N-CA-C	-6.16	104.34	110.62
5	NK	12	SER	CA-C-N	6.16	133.30	121.54
5	NK	12	SER	C-N-CA	6.16	133.30	121.54
1	BI	207	VAL	N-CA-C	6.15	122.17	108.88
10	ED	70	GLN	N-CA-C	6.15	117.98	111.28
1	B2	207	VAL	N-CA-C	6.15	122.16	108.88
32	eA	41	VAL	N-CA-C	-6.14	104.35	110.62
1	B6	207	VAL	N-CA-C	6.14	122.14	108.88
32	eH	41	VAL	N-CA-C	-6.14	104.36	110.62
32	e2	41	VAL	N-CA-C	-6.13	104.37	110.62
32	eC	41	VAL	N-CA-C	-6.13	104.36	110.62
32	eJ	41	VAL	N-CA-C	-6.13	104.37	110.62
10	EE	70	GLN	N-CA-C	6.13	117.96	111.28
5	NF	12	SER	CA-C-N	6.13	133.24	121.54

Continued on next page...

Continued from previous page...

Mol	Chain	Res	Type	Atoms	Z	Observed(^{o})	Ideal(^{o})
5	NF	12	SER	C-N-CA	6.13	133.24	121.54
1	B5	200	GLN	N-CA-C	6.12	118.97	109.60
32	e5	41	VAL	N-CA-C	-6.12	104.37	110.62
32	e7	41	VAL	N-CA-C	-6.12	104.37	110.62
1	B9	207	VAL	N-CA-C	6.12	122.11	108.88
32	eC	37	ARG	CA-C-N	-6.12	112.53	122.26
32	eC	37	ARG	C-N-CA	-6.12	112.53	122.26
3	6G	80	THR	CA-C-O	-6.12	114.06	120.55
32	e6	41	VAL	N-CA-C	-6.12	104.38	110.62
32	eI	41	VAL	N-CA-C	-6.12	104.38	110.62
1	BH	200	GLN	N-CA-C	6.11	118.95	109.60
32	e2	37	ARG	CA-C-N	-6.11	112.55	122.26
32	e2	37	ARG	C-N-CA	-6.11	112.55	122.26
32	e9	37	ARG	CA-C-N	-6.11	112.55	122.26
32	e9	37	ARG	C-N-CA	-6.11	112.55	122.26
3	6L	80	THR	CA-C-O	-6.11	114.08	120.55
32	e6	37	ARG	CA-C-N	-6.11	112.55	122.26
32	e6	37	ARG	C-N-CA	-6.11	112.55	122.26
1	BJ	200	GLN	N-CA-C	6.10	118.93	109.60
32	e8	37	ARG	CA-C-N	-6.10	112.57	122.26
32	e8	37	ARG	C-N-CA	-6.10	112.57	122.26
32	e3	37	ARG	CA-C-N	-6.09	112.58	122.26
32	e3	37	ARG	C-N-CA	-6.09	112.58	122.26
32	eH	37	ARG	CA-C-N	-6.09	112.58	122.26
32	eH	37	ARG	C-N-CA	-6.09	112.58	122.26
32	eJ	37	ARG	CA-C-N	-6.09	112.58	122.26
32	eJ	37	ARG	C-N-CA	-6.09	112.58	122.26
32	e7	37	ARG	CA-C-N	-6.09	112.58	122.26
32	e7	37	ARG	C-N-CA	-6.09	112.58	122.26
1	B8	200	GLN	N-CA-C	6.09	118.91	109.60
32	e9	41	VAL	N-CA-C	-6.09	104.41	110.62
32	e5	37	ARG	CA-C-N	-6.07	112.60	122.26
32	e5	37	ARG	C-N-CA	-6.07	112.60	122.26
12	h1	53	LEU	CA-CB-CG	6.07	137.54	116.30
32	eA	37	ARG	CA-C-N	-6.07	112.61	122.26
32	eA	37	ARG	C-N-CA	-6.07	112.61	122.26
4	Y4	74	THR	CA-C-N	6.06	133.12	121.54
4	Y4	74	THR	C-N-CA	6.06	133.12	121.54
32	eI	37	ARG	CA-C-N	-6.06	112.62	122.26
32	eI	37	ARG	C-N-CA	-6.06	112.62	122.26
8	CE	256	GLU	CA-C-N	6.06	133.11	121.54
8	CE	256	GLU	C-N-CA	6.06	133.11	121.54

Continued on next page...

Continued from previous page...

Mol	Chain	Res	Type	Atoms	Z	Observed(^{o})	Ideal(^{o})
8	CD	256	GLU	CA-C-N	6.06	133.11	121.54
8	CD	256	GLU	C-N-CA	6.06	133.11	121.54
12	hD	53	LEU	CA-CB-CG	6.06	137.50	116.30
8	C1	133	PHE	N-CA-C	-6.05	104.97	112.72
12	hE	53	LEU	CA-CB-CG	6.05	137.48	116.30
8	CD	133	PHE	N-CA-C	-6.05	104.98	112.72
4	YB	74	THR	CA-C-N	6.04	133.09	121.54
4	YB	74	THR	C-N-CA	6.04	133.09	121.54
8	C1	256	GLU	CA-C-N	6.04	133.07	121.54
8	C1	256	GLU	C-N-CA	6.04	133.07	121.54
2	BB	129	LYS	N-CA-C	6.03	118.58	109.41
2	BB	849	LYS	CG-CD-CE	6.03	125.17	111.30
8	CE	133	PHE	N-CA-C	-6.03	105.01	112.72
28	BL	119	THR	CA-C-N	6.01	128.34	120.28
28	BL	119	THR	C-N-CA	6.01	128.34	120.28
7	BE	68	ARG	NE-CZ-NH1	-6.01	115.49	121.50
2	B4	849	LYS	CG-CD-CE	6.01	125.13	111.30
27	zE	28	ALA	N-CA-C	6.00	119.70	112.38
7	B1	68	ARG	NE-CZ-NH1	-6.00	115.50	121.50
4	nF	74	THR	CA-C-N	6.00	137.07	126.45
4	nF	74	THR	C-N-CA	6.00	137.07	126.45
28	BG	119	THR	CA-C-N	5.99	128.31	120.28
28	BG	119	THR	C-N-CA	5.99	128.31	120.28
7	b1	68	ARG	NE-CZ-NH1	-5.98	115.52	121.50
7	BD	68	ARG	NE-CZ-NH1	-5.98	115.52	121.50
7	bD	68	ARG	NE-CZ-NH1	-5.97	115.53	121.50
4	nK	74	THR	CA-C-N	5.97	137.02	126.45
4	nK	74	THR	C-N-CA	5.97	137.02	126.45
2	C4	849	LYS	CG-CD-CE	5.97	125.03	111.30
19	q1	85	GLU	CA-CB-CG	5.96	126.02	114.10
2	CB	849	LYS	CG-CD-CE	5.95	124.98	111.30
19	qE	85	GLU	CA-CB-CG	5.95	125.99	114.10
7	bE	68	ARG	NE-CZ-NH1	-5.94	115.56	121.50
19	Q1	85	GLU	CA-CB-CG	5.94	125.98	114.10
19	qD	85	GLU	CA-CB-CG	5.93	125.97	114.10
19	QD	85	GLU	CA-CB-CG	5.93	125.96	114.10
18	o1	101	ARG	CG-CD-NE	5.93	125.05	112.00
18	OD	101	ARG	CG-CD-NE	5.92	125.03	112.00
18	oE	101	ARG	CG-CD-NE	5.92	125.03	112.00
18	oD	101	ARG	CG-CD-NE	5.92	125.02	112.00
19	QE	85	GLU	CA-CB-CG	5.91	125.93	114.10
18	OE	101	ARG	CG-CD-NE	5.91	125.00	112.00

Continued on next page...

Continued from previous page...

Mol	Chain	Res	Type	Atoms	Z	Observed(^{o})	Ideal(^{o})
18	O1	101	ARG	CG-CD-NE	5.90	124.98	112.00
9	DD	107	LEU	N-CA-C	-5.89	100.24	108.54
9	D1	107	LEU	N-CA-C	-5.88	100.24	108.54
9	DE	107	LEU	N-CA-C	-5.87	100.26	108.54
7	B1	74	SER	N-CA-C	5.86	120.43	113.16
32	i3	111	ASN	N-CA-C	5.85	117.66	111.28
1	B9	205	ARG	N-CA-C	5.85	123.26	110.80
8	cE	254	SER	O-C-N	5.85	129.84	122.65
1	BC	233	ASN	N-CA-C	5.84	118.24	110.53
7	BD	74	SER	N-CA-C	5.84	120.41	113.16
7	BE	74	SER	N-CA-C	5.84	120.41	113.16
28	EK	112	PRO	N-CA-C	-5.84	100.44	112.47
1	B2	205	ARG	N-CA-C	5.84	123.24	110.80
32	i8	111	ASN	N-CA-C	5.84	117.64	111.28
1	BI	205	ARG	N-CA-C	5.84	123.23	110.80
2	BB	769	ASP	CB-CG-OD1	5.83	131.82	118.40
1	B6	205	ARG	N-CA-C	5.83	123.22	110.80
2	B4	769	ASP	CB-CG-OD1	5.83	131.81	118.40
32	i5	111	ASN	N-CA-C	5.83	117.64	111.28
28	EF	112	PRO	N-CA-C	-5.83	100.46	112.47
1	BA	233	ASN	N-CA-C	5.83	118.22	110.53
2	C4	769	ASP	CB-CG-OD1	5.83	131.80	118.40
32	iJ	111	ASN	N-CA-C	5.83	117.63	111.28
8	c1	134	PHE	CA-CB-CG	-5.82	107.98	113.80
4	7G	112	LEU	CB-CG-CD2	5.82	128.16	110.70
32	i9	111	ASN	N-CA-C	5.82	117.62	111.28
4	7L	112	LEU	CB-CG-CD2	5.82	128.15	110.70
1	B3	233	ASN	N-CA-C	5.81	118.20	110.53
29	gF	155	GLN	N-CA-C	-5.81	104.90	113.16
2	CB	769	ASP	CB-CG-OD1	5.81	131.77	118.40
9	D1	93	TRP	N-CA-C	5.81	120.37	113.16
32	iH	111	ASN	N-CA-C	5.81	117.61	111.28
2	B4	133	GLN	N-CA-C	5.81	123.18	110.80
32	i2	111	ASN	N-CA-C	5.81	117.61	111.28
29	gK	155	GLN	N-CA-C	-5.81	104.91	113.16
1	BC	230	ARG	N-CA-C	5.81	122.64	109.81
32	iI	111	ASN	N-CA-C	5.81	117.61	111.28
1	BA	230	ARG	N-CA-C	5.80	122.64	109.81
32	iA	111	ASN	N-CA-C	5.80	117.61	111.28
9	DE	93	TRP	N-CA-C	5.80	120.35	113.16
1	B7	233	ASN	N-CA-C	5.80	118.19	110.53
1	B7	230	ARG	N-CA-C	5.80	122.62	109.81

Continued on next page...

Continued from previous page...

Mol	Chain	Res	Type	Atoms	Z	Observed(^{o})	Ideal(^{o})
1	B2	193	GLY	O-C-N	5.80	128.92	122.31
32	i6	111	ASN	N-CA-C	5.80	117.60	111.28
1	B3	230	ARG	N-CA-C	5.79	122.61	109.81
3	kK	102	THR	N-CA-C	5.79	122.61	109.81
32	iC	111	ASN	N-CA-C	5.79	117.59	111.28
8	CE	241	THR	CA-C-N	5.79	139.97	121.98
8	CE	241	THR	C-N-CA	5.79	139.97	121.98
3	kF	102	THR	N-CA-C	5.79	122.60	109.81
9	DD	93	TRP	N-CA-C	5.78	120.33	113.16
3	oB	75	GLU	CA-C-N	5.78	132.59	121.54
3	oB	75	GLU	C-N-CA	5.78	132.59	121.54
1	BC	194	PHE	C-N-CD	-5.78	101.29	125.00
8	CD	241	THR	CA-C-N	5.78	139.96	121.98
8	CD	241	THR	C-N-CA	5.78	139.96	121.98
8	C1	241	THR	CA-C-N	5.78	139.96	121.98
8	C1	241	THR	C-N-CA	5.78	139.96	121.98
7	bE	483	GLU	CA-CB-CG	5.78	125.66	114.10
32	i7	111	ASN	N-CA-C	5.78	117.58	111.28
3	o4	75	GLU	CA-C-N	5.77	132.57	121.54
3	o4	75	GLU	C-N-CA	5.77	132.57	121.54
18	oE	89	GLN	N-CA-C	5.77	123.09	110.80
18	o1	89	GLN	N-CA-C	5.76	123.06	110.80
18	O1	89	GLN	N-CA-C	5.76	123.06	110.80
18	oD	89	GLN	N-CA-C	5.76	123.06	110.80
7	b1	483	GLU	CA-CB-CG	5.75	125.61	114.10
13	i1	33	LYS	O-C-N	5.75	128.95	122.22
7	bD	483	GLU	CA-CB-CG	5.75	125.61	114.10
29	QL	64	PRO	N-CA-C	-5.75	105.89	113.65
8	cE	353	LEU	CA-CB-CG	5.75	136.43	116.30
8	c1	353	LEU	CA-CB-CG	5.75	136.42	116.30
8	cD	353	LEU	CA-CB-CG	5.75	136.41	116.30
7	BE	483	GLU	CA-CB-CG	5.74	125.59	114.10
9	D1	101	PHE	CA-C-N	5.74	132.51	121.54
9	D1	101	PHE	C-N-CA	5.74	132.51	121.54
13	iD	33	LYS	O-C-N	5.74	128.94	122.22
18	OD	89	GLN	N-CA-C	5.74	123.03	110.80
7	BD	483	GLU	CA-CB-CG	5.74	125.58	114.10
1	B6	236	THR	N-CA-C	5.74	117.53	111.28
7	B1	483	GLU	CA-CB-CG	5.74	125.57	114.10
1	BI	236	THR	N-CA-C	5.73	117.53	111.28
13	iE	33	LYS	O-C-N	5.73	128.93	122.22
9	DE	101	PHE	CA-C-N	5.73	132.49	121.54

Continued on next page...

Continued from previous page...

Mol	Chain	Res	Type	Atoms	Z	Observed(^{o})	Ideal(^{o})
9	DE	101	PHE	C-N-CA	5.73	132.49	121.54
18	OE	89	GLN	N-CA-C	5.73	123.00	110.80
9	DD	101	PHE	CA-C-N	5.72	132.46	121.54
9	DD	101	PHE	C-N-CA	5.72	132.46	121.54
1	B2	236	THR	N-CA-C	5.71	117.51	111.28
9	DD	92	LEU	N-CA-C	-5.69	105.08	111.28
1	B9	236	THR	N-CA-C	5.69	117.48	111.28
9	DE	92	LEU	N-CA-C	-5.68	105.09	111.28
4	HL	73	TYR	N-CA-C	5.68	117.15	111.07
19	QE	113	GLN	CB-CG-CD	5.68	122.25	112.60
4	HG	73	TYR	N-CA-C	5.67	117.14	111.07
28	EF	135	PRO	CB-CA-C	-5.67	102.21	111.56
19	QD	113	GLN	CB-CG-CD	5.66	122.22	112.60
28	EK	135	PRO	CB-CA-C	-5.65	102.23	111.56
9	D1	92	LEU	N-CA-C	-5.65	105.12	111.28
9	dD	111	TRP	N-CA-CB	-5.65	101.58	110.06
9	dE	111	TRP	N-CA-CB	-5.64	101.59	110.06
18	OE	72	CYS	N-CA-C	5.64	122.82	110.80
19	Q1	113	GLN	CB-CG-CD	5.64	122.19	112.60
18	O1	72	CYS	N-CA-C	5.64	122.81	110.80
9	d1	111	TRP	N-CA-CB	-5.63	101.61	110.06
1	B9	224	MET	CA-C-N	5.63	127.83	120.28
1	B9	224	MET	C-N-CA	5.63	127.83	120.28
28	BL	110	LYS	N-CA-C	5.63	115.71	108.34
18	OD	72	CYS	N-CA-C	5.63	122.78	110.80
29	QG	153	LEU	CB-CA-C	5.63	115.40	109.83
1	B3	211	LYS	CA-C-N	5.63	135.53	121.80
1	B3	211	LYS	C-N-CA	5.63	135.53	121.80
18	oD	72	CYS	N-CA-C	5.63	122.78	110.80
23	UE	38	LEU	CA-CB-CG	5.62	135.97	116.30
29	QL	153	LEU	CB-CA-C	5.62	115.40	109.83
1	B5	228	VAL	N-CA-C	5.62	115.98	108.11
13	iE	30	ARG	N-CA-C	-5.62	105.56	113.20
23	UD	38	LEU	CA-CB-CG	5.62	135.97	116.30
18	oE	72	CYS	N-CA-C	5.62	122.77	110.80
23	U1	38	LEU	CA-CB-CG	5.62	135.96	116.30
1	BA	211	LYS	CA-C-N	5.62	135.50	121.80
1	BA	211	LYS	C-N-CA	5.62	135.50	121.80
1	BI	224	MET	CA-C-N	5.62	127.81	120.28
1	BI	224	MET	C-N-CA	5.62	127.81	120.28
13	i1	30	ARG	N-CA-C	-5.62	105.56	113.20
13	iD	30	ARG	N-CA-C	-5.61	105.57	113.20

Continued on next page...

Continued from previous page...

Mol	Chain	Res	Type	Atoms	Z	Observed(^{o})	Ideal(^{o})
9	DD	43	LEU	CA-C-N	5.61	132.26	121.54
9	DD	43	LEU	C-N-CA	5.61	132.26	121.54
9	D1	43	LEU	CA-C-N	5.61	132.25	121.54
9	D1	43	LEU	C-N-CA	5.61	132.25	121.54
1	B6	224	MET	CA-C-N	5.61	127.80	120.28
1	B6	224	MET	C-N-CA	5.61	127.80	120.28
1	B7	211	LYS	CA-C-N	5.61	135.49	121.80
1	B7	211	LYS	C-N-CA	5.61	135.49	121.80
1	BH	228	VAL	N-CA-C	5.61	115.96	108.11
18	o1	72	CYS	N-CA-C	5.61	122.74	110.80
9	dD	43	LEU	CA-C-N	5.61	132.25	121.54
9	dD	43	LEU	C-N-CA	5.61	132.25	121.54
23	uD	38	LEU	CA-CB-CG	5.61	135.92	116.30
9	dE	43	LEU	CA-C-N	5.61	132.25	121.54
9	dE	43	LEU	C-N-CA	5.61	132.25	121.54
1	BJ	228	VAL	N-CA-C	5.60	115.95	108.11
9	DE	43	LEU	CA-C-N	5.60	132.24	121.54
9	DE	43	LEU	C-N-CA	5.60	132.24	121.54
9	d1	43	LEU	CA-C-N	5.60	132.24	121.54
9	d1	43	LEU	C-N-CA	5.60	132.24	121.54
23	u1	38	LEU	CA-CB-CG	5.60	135.91	116.30
1	BC	211	LYS	CA-C-N	5.60	135.46	121.80
1	BC	211	LYS	C-N-CA	5.60	135.46	121.80
28	BG	110	LYS	N-CA-C	5.60	115.67	108.34
1	B2	224	MET	CA-C-N	5.60	127.78	120.28
1	B2	224	MET	C-N-CA	5.60	127.78	120.28
23	uE	38	LEU	CA-CB-CG	5.60	135.89	116.30
19	q1	113	GLN	CB-CG-CD	5.60	122.11	112.60
19	qD	113	GLN	CB-CG-CD	5.59	122.11	112.60
19	qE	113	GLN	CB-CG-CD	5.58	122.09	112.60
1	B5	194	PHE	CA-C-N	5.58	126.82	119.84
1	B5	194	PHE	C-N-CA	5.58	126.82	119.84
1	BJ	194	PHE	CA-C-N	5.58	126.81	119.84
1	BJ	194	PHE	C-N-CA	5.58	126.81	119.84
2	B4	713	PRO	CA-C-N	5.58	132.19	121.54
2	B4	713	PRO	C-N-CA	5.58	132.19	121.54
1	B8	228	VAL	N-CA-C	5.57	115.91	108.11
7	B1	85	ALA	N-CA-C	5.57	117.35	111.28
7	BD	85	ALA	N-CA-C	5.56	117.34	111.28
7	BE	85	ALA	N-CA-C	5.56	117.34	111.28
2	C4	713	PRO	CA-C-N	5.56	132.16	121.54
2	C4	713	PRO	C-N-CA	5.56	132.16	121.54

Continued on next page...

Continued from previous page...

Mol	Chain	Res	Type	Atoms	Z	Observed(^{o})	Ideal(^{o})
2	BB	713	PRO	CA-C-N	5.55	132.15	121.54
2	BB	713	PRO	C-N-CA	5.55	132.15	121.54
1	B8	194	PHE	CA-C-N	5.55	126.78	119.84
1	B8	194	PHE	C-N-CA	5.55	126.78	119.84
1	BH	194	PHE	CA-C-N	5.55	126.78	119.84
1	BH	194	PHE	C-N-CA	5.55	126.78	119.84
32	g3	38	LEU	N-CA-C	5.55	117.33	111.28
1	B5	202	SER	N-CA-C	5.54	117.06	110.19
32	gA	38	LEU	N-CA-C	5.54	117.32	111.28
2	CB	713	PRO	CA-C-N	5.54	132.12	121.54
2	CB	713	PRO	C-N-CA	5.54	132.12	121.54
3	TG	102	THR	N-CA-C	5.54	122.05	109.81
32	gC	38	LEU	N-CA-C	5.54	117.32	111.28
32	gJ	38	LEU	N-CA-C	5.54	117.31	111.28
1	BH	202	SER	N-CA-C	5.53	117.05	110.19
1	BJ	202	SER	N-CA-C	5.53	117.05	110.19
3	TL	102	THR	N-CA-C	5.53	122.03	109.81
8	c1	352	TRP	CA-C-N	5.52	132.09	121.54
8	c1	352	TRP	C-N-CA	5.52	132.09	121.54
32	g6	38	LEU	N-CA-C	5.52	117.30	111.28
4	a4	74	THR	CA-CB-OG1	-5.52	101.32	109.60
8	cE	352	TRP	CA-C-N	5.52	132.08	121.54
8	cE	352	TRP	C-N-CA	5.52	132.08	121.54
1	B5	226	LYS	N-CA-C	5.52	117.95	109.07
32	gH	38	LEU	N-CA-C	5.52	117.29	111.28
32	g8	38	LEU	N-CA-C	5.52	117.29	111.28
32	g9	38	LEU	N-CA-C	5.52	117.29	111.28
32	g5	38	LEU	N-CA-C	5.51	117.29	111.28
32	gI	38	LEU	N-CA-C	5.51	117.28	111.28
8	cD	352	TRP	CA-C-N	5.51	132.06	121.54
8	cD	352	TRP	C-N-CA	5.51	132.06	121.54
1	BH	226	LYS	N-CA-C	5.51	117.94	109.07
9	DE	245	SER	CA-C-N	5.50	132.05	121.54
9	DE	245	SER	C-N-CA	5.50	132.05	121.54
9	dE	245	SER	CA-C-N	5.50	132.05	121.54
9	dE	245	SER	C-N-CA	5.50	132.05	121.54
9	D1	245	SER	CA-C-N	5.50	132.05	121.54
9	D1	245	SER	C-N-CA	5.50	132.05	121.54
9	d1	245	SER	CA-C-N	5.50	132.04	121.54
9	d1	245	SER	C-N-CA	5.50	132.04	121.54
3	XF	83	ARG	CA-C-N	-5.50	111.04	121.54
3	XF	83	ARG	C-N-CA	-5.50	111.04	121.54

Continued on next page...

Continued from previous page...

Mol	Chain	Res	Type	Atoms	Z	Observed(^{o})	Ideal(^{o})
1	BJ	226	LYS	N-CA-C	5.50	117.92	109.07
32	g2	38	LEU	N-CA-C	5.50	117.27	111.28
9	dD	245	SER	CA-C-N	5.50	132.04	121.54
9	dD	245	SER	C-N-CA	5.50	132.04	121.54
9	DD	245	SER	CA-C-N	5.50	132.04	121.54
9	DD	245	SER	C-N-CA	5.50	132.04	121.54
32	g7	38	LEU	N-CA-C	5.49	117.27	111.28
8	CE	258	TYR	N-CA-C	-5.49	105.31	112.23
8	CD	258	TYR	N-CA-C	-5.48	105.32	112.23
11	FD	25	LEU	CA-CB-CG	5.48	135.49	116.30
11	F1	25	LEU	CA-CB-CG	5.48	135.47	116.30
1	B8	226	LYS	N-CA-C	5.48	117.89	109.07
8	C1	190	THR	CB-CA-C	-5.48	101.86	110.79
8	c1	266	LEU	CA-C-N	-5.47	111.08	121.54
8	c1	266	LEU	C-N-CA	-5.47	111.08	121.54
11	FE	25	LEU	CA-CB-CG	5.47	135.45	116.30
4	aB	74	THR	CA-CB-OG1	-5.47	101.39	109.60
11	f1	25	LEU	CA-CB-CG	5.47	135.45	116.30
3	bK	102	THR	N-CA-C	5.47	121.90	109.81
7	B1	74	SER	N-CA-CB	-5.47	102.07	110.44
11	fD	25	LEU	CA-CB-CG	5.47	135.44	116.30
3	bF	102	THR	N-CA-C	5.46	121.89	109.81
8	C1	258	TYR	N-CA-C	-5.46	105.35	112.23
11	fE	25	LEU	CA-CB-CG	5.46	135.41	116.30
7	BD	74	SER	N-CA-CB	-5.46	102.09	110.44
13	I1	28	PRO	N-CA-C	-5.45	101.25	112.47
1	B5	209	GLN	N-CA-C	5.45	119.13	108.18
7	BE	74	SER	N-CA-CB	-5.45	102.11	110.44
1	B8	209	GLN	N-CA-C	5.45	119.13	108.18
11	fD	9	PRO	N-CA-C	5.44	119.11	111.33
1	BH	209	GLN	N-CA-C	5.44	119.11	108.18
32	m3	37	ARG	CA-C-N	5.44	127.57	120.28
32	m3	37	ARG	C-N-CA	5.44	127.57	120.28
1	B2	204	ARG	N-CA-C	5.44	118.89	111.39
3	Z4	102	THR	N-CA-C	5.43	121.81	109.81
32	m5	37	ARG	CA-C-N	5.43	127.56	120.28
32	m5	37	ARG	C-N-CA	5.43	127.56	120.28
1	B6	204	ARG	N-CA-C	5.43	118.88	111.39
29	QG	64	PRO	N-CA-C	-5.43	106.79	113.84
3	ZB	102	THR	N-CA-C	5.42	121.80	109.81
13	ID	28	PRO	N-CA-C	-5.42	101.30	112.47
1	BJ	199	TRP	CA-C-N	5.42	130.31	121.74

Continued on next page...

Continued from previous page...

Mol	Chain	Res	Type	Atoms	Z	Observed(^{o})	Ideal(^{o})
1	BJ	199	TRP	C-N-CA	5.42	130.31	121.74
1	BJ	209	GLN	N-CA-C	5.42	119.08	108.18
1	B8	199	TRP	CA-C-N	5.42	130.30	121.74
1	B8	199	TRP	C-N-CA	5.42	130.30	121.74
4	IF	62	TYR	CB-CA-C	5.42	117.80	109.03
1	B8	202	SER	N-CA-C	5.42	117.07	110.41
1	B9	204	ARG	N-CA-C	5.42	118.87	111.39
32	m6	37	ARG	CA-C-N	5.41	127.53	120.28
32	m6	37	ARG	C-N-CA	5.41	127.53	120.28
13	IE	28	PRO	N-CA-C	-5.41	101.32	112.47
1	BH	199	TRP	CA-C-N	5.41	130.28	121.74
1	BH	199	TRP	C-N-CA	5.41	130.28	121.74
1	B5	199	TRP	CA-C-N	5.40	130.27	121.74
1	B5	199	TRP	C-N-CA	5.40	130.27	121.74
2	B4	80	SER	CA-C-N	5.40	125.22	119.28
2	B4	80	SER	C-N-CA	5.40	125.22	119.28
2	BB	80	SER	CA-C-N	5.39	125.21	119.28
2	BB	80	SER	C-N-CA	5.39	125.21	119.28
7	BE	91	TRP	N-CA-C	5.39	122.29	110.80
4	LL	75	THR	N-CA-C	-5.39	105.40	111.28
29	gK	153	LEU	CA-C-N	5.39	131.84	121.54
29	gK	153	LEU	C-N-CA	5.39	131.84	121.54
32	mH	37	ARG	CA-C-N	5.39	127.50	120.28
32	mH	37	ARG	C-N-CA	5.39	127.50	120.28
29	gF	153	LEU	CA-C-N	5.39	131.83	121.54
29	gF	153	LEU	C-N-CA	5.39	131.83	121.54
7	BD	91	TRP	N-CA-C	5.38	122.26	110.80
10	EE	22	ILE	N-CA-C	-5.38	107.23	112.29
32	mI	37	ARG	CA-C-N	5.38	127.49	120.28
32	mI	37	ARG	C-N-CA	5.38	127.49	120.28
10	ED	22	ILE	N-CA-C	-5.38	107.23	112.29
32	mC	37	ARG	CA-C-N	5.38	127.49	120.28
32	mC	37	ARG	C-N-CA	5.38	127.49	120.28
27	zE	29	SER	CA-C-N	5.38	124.71	118.85
27	zE	29	SER	C-N-CA	5.38	124.71	118.85
32	m9	37	ARG	CA-C-N	5.38	127.48	120.28
32	m9	37	ARG	C-N-CA	5.38	127.48	120.28
32	k5	36	LYS	N-CA-C	-5.37	105.42	111.28
32	mA	37	ARG	CA-C-N	5.37	127.48	120.28
32	mA	37	ARG	C-N-CA	5.37	127.48	120.28
4	LG	75	THR	N-CA-C	-5.37	105.42	111.28
7	B1	91	TRP	N-CA-C	5.37	122.23	110.80

Continued on next page...

Continued from previous page...

Mol	Chain	Res	Type	Atoms	Z	Observed(^{o})	Ideal(^{o})
10	E1	22	ILE	N-CA-C	-5.37	107.24	112.29
32	k2	36	LYS	N-CA-C	-5.37	105.43	111.28
32	m2	37	ARG	CA-C-N	5.37	127.47	120.28
32	m2	37	ARG	C-N-CA	5.37	127.47	120.28
32	k7	36	LYS	N-CA-C	-5.37	105.43	111.28
32	m8	37	ARG	CA-C-N	5.37	127.47	120.28
32	m8	37	ARG	C-N-CA	5.37	127.47	120.28
32	mJ	37	ARG	CA-C-N	5.36	127.46	120.28
32	mJ	37	ARG	C-N-CA	5.36	127.46	120.28
3	JK	102	THR	N-CA-C	5.36	121.65	109.81
32	m7	37	ARG	CA-C-N	5.36	127.46	120.28
32	m7	37	ARG	C-N-CA	5.36	127.46	120.28
10	EE	64	PRO	N-CA-C	5.36	119.28	111.03
32	k9	36	LYS	N-CA-C	-5.36	105.44	111.28
10	E1	64	PRO	N-CA-C	5.35	119.27	111.03
3	JF	102	THR	N-CA-C	5.35	121.64	109.81
27	zD	29	SER	CA-C-N	5.35	124.68	118.85
27	zD	29	SER	C-N-CA	5.35	124.68	118.85
27	z1	29	SER	CA-C-N	5.35	124.68	118.85
27	z1	29	SER	C-N-CA	5.35	124.68	118.85
32	kH	36	LYS	N-CA-C	-5.35	105.45	111.28
32	kI	36	LYS	N-CA-C	-5.35	105.45	111.28
9	d1	91	PHE	N-CA-C	-5.35	100.98	109.59
32	k3	36	LYS	N-CA-C	-5.34	105.45	111.28
10	ED	64	PRO	N-CA-C	5.34	119.26	111.03
9	D1	94	GLY	CA-C-N	5.34	125.16	119.28
9	D1	94	GLY	C-N-CA	5.34	125.16	119.28
9	DD	94	GLY	CA-C-N	5.34	125.16	119.28
9	DD	94	GLY	C-N-CA	5.34	125.16	119.28
18	OE	78	TYR	CA-C-N	5.34	131.74	121.54
18	OE	78	TYR	C-N-CA	5.34	131.74	121.54
32	kA	36	LYS	N-CA-C	-5.34	105.46	111.28
18	OD	78	TYR	CA-C-N	5.33	131.73	121.54
18	OD	78	TYR	C-N-CA	5.33	131.73	121.54
32	k8	36	LYS	N-CA-C	-5.33	105.47	111.28
4	MK	112	LEU	CB-CG-CD2	5.33	126.69	110.70
18	oE	78	TYR	CA-C-N	5.33	131.72	121.54
18	oE	78	TYR	C-N-CA	5.33	131.72	121.54
13	I1	25	SER	O-C-N	5.33	129.23	122.84
32	kC	36	LYS	N-CA-C	-5.33	105.47	111.28
9	dD	91	PHE	N-CA-C	-5.33	101.02	109.59
9	DE	94	GLY	CA-C-N	5.32	125.14	119.28

Continued on next page...

Continued from previous page...

Mol	Chain	Res	Type	Atoms	Z	Observed(^{o})	Ideal(^{o})
9	DE	94	GLY	C-N-CA	5.32	125.14	119.28
18	O1	78	TYR	CA-C-N	5.32	131.71	121.54
18	O1	78	TYR	C-N-CA	5.32	131.71	121.54
3	q4	83	ARG	N-CA-C	-5.32	105.56	111.36
32	i5	109	CYS	N-CA-C	5.32	122.14	110.80
32	i9	109	CYS	N-CA-C	5.32	122.14	110.80
32	kJ	36	LYS	N-CA-C	-5.32	105.48	111.28
13	IE	25	SER	O-C-N	5.32	129.22	122.84
4	MF	112	LEU	CB-CG-CD2	5.32	126.66	110.70
32	iJ	109	CYS	N-CA-C	5.32	122.13	110.80
32	k6	36	LYS	N-CA-C	-5.32	105.48	111.28
32	iC	109	CYS	N-CA-C	5.32	122.13	110.80
28	EK	123	LEU	CA-C-O	5.32	122.75	119.29
32	iH	109	CYS	N-CA-C	5.32	122.12	110.80
18	oD	78	TYR	CA-C-N	5.31	131.69	121.54
18	oD	78	TYR	C-N-CA	5.31	131.69	121.54
32	iI	109	CYS	N-CA-C	5.31	122.11	110.80
18	o1	78	TYR	CA-C-N	5.31	131.68	121.54
18	o1	78	TYR	C-N-CA	5.31	131.68	121.54
9	dE	91	PHE	N-CA-C	-5.31	101.04	109.59
32	i7	109	CYS	N-CA-C	5.31	122.10	110.80
8	C1	352	TRP	CA-C-N	5.30	131.67	121.54
8	C1	352	TRP	C-N-CA	5.30	131.67	121.54
13	ID	25	SER	O-C-N	5.30	129.20	122.84
32	i8	109	CYS	N-CA-C	5.30	122.09	110.80
32	i6	109	CYS	N-CA-C	5.30	122.08	110.80
8	CE	352	TRP	CA-C-N	5.30	131.66	121.54
8	CE	352	TRP	C-N-CA	5.30	131.66	121.54
32	i2	109	CYS	N-CA-C	5.30	122.08	110.80
32	iA	109	CYS	N-CA-C	5.29	122.08	110.80
8	CD	352	TRP	CA-C-N	5.29	131.65	121.54
8	CD	352	TRP	C-N-CA	5.29	131.65	121.54
32	i3	109	CYS	N-CA-C	5.29	122.07	110.80
3	qB	83	ARG	N-CA-C	-5.28	105.60	111.36
1	BI	215	ALA	N-CA-C	5.27	122.03	110.80
4	aB	56	VAL	O-C-N	5.27	127.21	121.94
19	qD	44	TYR	CA-CB-CG	5.26	123.37	113.90
19	qE	44	TYR	CA-CB-CG	5.26	123.36	113.90
28	EF	123	LEU	CA-C-O	5.25	122.70	119.29
8	cE	230	ILE	N-CA-C	-5.25	107.71	112.12
19	QE	44	TYR	CA-CB-CG	5.25	123.35	113.90
19	Q1	44	TYR	CA-CB-CG	5.25	123.35	113.90

Continued on next page...

Continued from previous page...

Mol	Chain	Res	Type	Atoms	Z	Observed(^{o})	Ideal(^{o})
19	q1	44	TYR	CA-CB-CG	5.25	123.34	113.90
1	B9	215	ALA	N-CA-C	5.24	121.97	110.80
19	QD	44	TYR	CA-CB-CG	5.24	123.33	113.90
13	I1	31	ASN	CA-C-N	5.23	126.37	119.84
13	I1	31	ASN	C-N-CA	5.23	126.37	119.84
3	o4	83	ARG	N-CA-C	-5.22	105.28	110.97
8	cD	230	ILE	N-CA-C	-5.22	107.74	112.12
1	B3	200	GLN	N-CA-C	5.21	116.21	108.60
28	BG	135	PRO	CA-C-N	5.20	127.25	120.28
28	BG	135	PRO	C-N-CA	5.20	127.25	120.28
3	LK	102	THR	N-CA-C	5.20	121.30	109.81
32	i2	38	LEU	N-CA-C	5.20	116.94	111.28
28	BL	132	ARG	N-CA-C	-5.19	99.16	109.60
8	c1	230	ILE	N-CA-C	-5.19	107.76	112.12
6	AD	174	LEU	CA-CB-CG	5.19	134.47	116.30
9	D1	247	VAL	N-CA-C	-5.19	107.34	111.81
6	AE	174	LEU	CA-CB-CG	5.19	134.47	116.30
28	BG	132	ARG	N-CA-C	-5.19	99.17	109.60
23	U1	109	GLU	CA-CB-CG	5.19	124.48	114.10
2	B4	128	ILE	N-CA-C	5.19	120.13	109.34
8	CD	353	LEU	CA-CB-CG	5.19	134.46	116.30
6	A1	174	LEU	CA-CB-CG	5.19	134.45	116.30
8	CE	353	LEU	CA-CB-CG	5.19	134.45	116.30
3	LF	102	THR	N-CA-C	5.19	121.27	109.81
8	C1	353	LEU	CA-CB-CG	5.18	134.44	116.30
8	cE	263	LEU	N-CA-C	-5.18	105.71	112.23
28	BL	135	PRO	CA-C-N	5.17	127.21	120.28
28	BL	135	PRO	C-N-CA	5.17	127.21	120.28
9	DD	247	VAL	N-CA-C	-5.17	107.36	111.81
32	i9	38	LEU	N-CA-C	5.17	116.91	111.28
32	iC	38	LEU	N-CA-C	5.17	116.91	111.28
23	UD	109	GLU	CA-CB-CG	5.17	124.43	114.10
23	UE	109	GLU	CA-CB-CG	5.16	124.43	114.10
4	a4	74	THR	CB-CA-C	-5.16	100.80	109.83
32	iA	38	LEU	N-CA-C	5.16	116.91	111.28
4	aB	74	THR	CB-CA-C	-5.16	100.80	109.83
28	EK	133	PRO	N-CA-C	5.16	120.85	113.47
32	iI	38	LEU	N-CA-C	5.15	116.90	111.28
6	a1	83	VAL	CA-CB-CG1	5.15	119.15	110.40
23	u1	109	GLU	CA-CB-CG	5.14	124.39	114.10
3	6G	79	ALA	N-CA-C	-5.14	105.67	111.28
9	DE	247	VAL	N-CA-C	-5.14	107.39	111.81

Continued on next page...

Continued from previous page...

Mol	Chain	Res	Type	Atoms	Z	Observed(^{o})	Ideal(^{o})
32	iH	38	LEU	N-CA-C	5.14	116.88	111.28
3	6L	79	ALA	N-CA-C	-5.14	105.68	111.28
32	i7	38	LEU	N-CA-C	5.14	116.88	111.28
1	B9	214	LYS	N-CA-C	5.14	115.95	108.14
32	i3	38	LEU	N-CA-C	5.14	116.88	111.28
1	BI	194	PHE	CA-C-N	5.14	126.26	119.84
1	BI	194	PHE	C-N-CA	5.14	126.26	119.84
32	i5	38	LEU	N-CA-C	5.14	116.88	111.28
6	aD	83	VAL	CA-CB-CG1	5.14	119.13	110.40
8	cD	256	GLU	N-CA-C	-5.14	99.86	110.80
23	uD	109	GLU	CA-CB-CG	5.14	124.37	114.10
28	EF	133	PRO	N-CA-C	5.13	120.81	113.47
6	aE	83	VAL	CA-CB-CG1	5.13	119.12	110.40
9	DD	291	VAL	CA-C-N	5.13	130.10	122.82
9	DD	291	VAL	C-N-CA	5.13	130.10	122.82
1	BI	214	LYS	N-CA-C	5.13	115.94	108.14
32	i8	38	LEU	N-CA-C	5.13	116.87	111.28
32	i6	38	LEU	N-CA-C	5.12	116.86	111.28
23	uE	109	GLU	CA-CB-CG	5.12	124.34	114.10
3	IG	102	THR	N-CA-C	5.11	121.11	109.81
9	D1	291	VAL	CA-C-N	5.11	130.08	122.82
9	D1	291	VAL	C-N-CA	5.11	130.08	122.82
8	c1	134	PHE	CA-C-O	-5.11	115.09	120.71
9	d1	247	VAL	N-CA-C	-5.11	107.42	111.81
9	dD	89	LEU	CA-C-N	-5.11	113.46	121.02
9	dD	89	LEU	C-N-CA	-5.11	113.46	121.02
32	iJ	38	LEU	N-CA-C	5.11	116.85	111.28
2	BB	731	VAL	CA-C-N	5.11	131.29	121.54
2	BB	731	VAL	C-N-CA	5.11	131.29	121.54
9	DE	291	VAL	CA-C-N	5.10	130.07	122.82
9	DE	291	VAL	C-N-CA	5.10	130.07	122.82
9	dE	89	LEU	CA-C-N	-5.10	113.47	121.02
9	dE	89	LEU	C-N-CA	-5.10	113.47	121.02
17	mE	27	ILE	N-CA-C	5.10	115.82	110.62
2	CB	731	VAL	CA-C-N	5.10	131.28	121.54
2	CB	731	VAL	C-N-CA	5.10	131.28	121.54
1	B2	194	PHE	N-CA-C	5.09	121.07	109.81
9	dE	247	VAL	N-CA-C	-5.09	107.43	111.81
9	dD	247	VAL	N-CA-C	-5.09	107.43	111.81
9	d1	89	LEU	CA-C-N	-5.09	113.48	121.02
9	d1	89	LEU	C-N-CA	-5.09	113.48	121.02
3	sB	66	VAL	N-CA-C	-5.09	105.91	113.39

Continued on next page...

Continued from previous page...

Mol	Chain	Res	Type	Atoms	Z	Observed(^{o})	Ideal(^{o})
2	BB	125	PHE	CA-C-N	5.09	131.26	121.54
2	BB	125	PHE	C-N-CA	5.09	131.26	121.54
3	IL	102	THR	N-CA-C	5.09	121.05	109.81
7	bD	81	THR	CB-CA-C	-5.08	102.35	110.79
23	uE	109	GLU	CB-CG-CD	5.08	121.24	112.60
5	3F	37	PHE	CE1-CZ-CE2	-5.08	110.86	120.00
3	s4	66	VAL	N-CA-C	-5.08	105.92	113.39
7	b1	81	THR	CB-CA-C	-5.08	102.36	110.79
8	c1	216	ASN	CA-C-N	5.08	131.23	121.54
8	c1	216	ASN	C-N-CA	5.08	131.23	121.54
7	BD	341	LEU	CA-CB-CG	5.07	134.05	116.30
2	C4	731	VAL	CA-C-N	5.07	131.23	121.54
2	C4	731	VAL	C-N-CA	5.07	131.23	121.54
23	uD	109	GLU	CB-CG-CD	5.07	121.22	112.60
5	3K	37	PHE	CE1-CZ-CE2	-5.07	110.87	120.00
17	mD	27	ILE	N-CA-C	5.07	115.79	110.62
7	B1	341	LEU	CA-CB-CG	5.07	134.03	116.30
9	dD	291	VAL	CA-C-N	5.07	130.01	122.82
9	dD	291	VAL	C-N-CA	5.07	130.01	122.82
9	DD	111	TRP	CA-C-N	-5.07	112.50	120.60
9	DD	111	TRP	C-N-CA	-5.07	112.50	120.60
9	D1	111	TRP	CA-C-N	-5.07	112.50	120.60
9	D1	111	TRP	C-N-CA	-5.07	112.50	120.60
23	u1	109	GLU	CB-CG-CD	5.07	121.21	112.60
2	B4	731	VAL	CA-C-N	5.07	131.22	121.54
2	B4	731	VAL	C-N-CA	5.07	131.22	121.54
8	cD	216	ASN	CA-C-N	5.07	131.22	121.54
8	cD	216	ASN	C-N-CA	5.07	131.22	121.54
9	dE	291	VAL	CA-C-N	5.07	130.01	122.82
9	dE	291	VAL	C-N-CA	5.07	130.01	122.82
23	UD	109	GLU	CB-CG-CD	5.06	121.21	112.60
1	B8	200	GLN	CB-CA-C	-5.06	102.36	112.99
7	bE	341	LEU	CA-CB-CG	5.06	134.02	116.30
7	BE	341	LEU	CA-CB-CG	5.06	134.01	116.30
23	UE	109	GLU	CB-CG-CD	5.06	121.20	112.60
17	m1	27	ILE	N-CA-C	5.06	115.78	110.62
7	bE	81	THR	CB-CA-C	-5.06	102.39	110.79
1	BJ	200	GLN	CB-CA-C	-5.06	102.37	112.99
9	d1	344	GLU	CA-CB-CG	5.06	124.22	114.10
7	bD	341	LEU	CA-CB-CG	5.05	133.99	116.30
1	BH	200	GLN	CB-CA-C	-5.05	102.38	112.99
1	B5	200	GLN	CB-CA-C	-5.05	102.38	112.99

Continued on next page...

Continued from previous page...

Mol	Chain	Res	Type	Atoms	Z	Observed(^{o})	Ideal(^{o})
28	EF	131	ARG	N-CA-C	5.05	118.33	107.67
7	b1	341	LEU	CA-CB-CG	5.05	133.98	116.30
9	dD	344	GLU	CA-CB-CG	5.05	124.20	114.10
9	DE	344	GLU	CA-CB-CG	5.05	124.20	114.10
28	BG	131	ARG	N-CA-C	5.05	118.33	107.67
28	EK	131	ARG	N-CA-C	5.05	118.32	107.67
8	cE	216	ASN	CA-C-N	5.05	131.18	121.54
8	cE	216	ASN	C-N-CA	5.05	131.18	121.54
2	B4	119	ASN	CA-C-N	-5.04	114.75	122.62
2	B4	119	ASN	C-N-CA	-5.04	114.75	122.62
9	D1	344	GLU	CA-CB-CG	5.04	124.19	114.10
23	U1	109	GLU	CB-CG-CD	5.04	121.17	112.60
9	d1	291	VAL	CA-C-N	5.04	129.98	122.82
9	d1	291	VAL	C-N-CA	5.04	129.98	122.82
28	BL	131	ARG	N-CA-C	5.04	118.31	107.67
9	DE	111	TRP	CA-C-N	-5.04	112.54	120.60
9	DE	111	TRP	C-N-CA	-5.04	112.54	120.60
9	dE	344	GLU	CA-CB-CG	5.04	124.18	114.10
2	B4	733	LYS	CA-CB-CG	5.04	124.17	114.10
20	RE	33	ALA	CA-C-N	5.04	131.16	121.54
20	RE	33	ALA	C-N-CA	5.04	131.16	121.54
9	DD	344	GLU	CA-CB-CG	5.03	124.17	114.10
4	LG	78	TYR	CA-C-O	-5.03	115.54	120.82
6	aE	82	VAL	CA-C-N	5.03	131.44	122.13
6	aE	82	VAL	C-N-CA	5.03	131.44	122.13
6	aD	82	VAL	CA-C-N	5.03	131.43	122.13
6	aD	82	VAL	C-N-CA	5.03	131.43	122.13
4	LL	78	TYR	CA-C-O	-5.03	115.54	120.82
2	BB	733	LYS	CA-CB-CG	5.02	124.14	114.10
2	C4	733	LYS	CA-CB-CG	5.02	124.14	114.10
20	RD	33	ALA	CA-C-N	5.01	131.11	121.54
20	RD	33	ALA	C-N-CA	5.01	131.11	121.54
1	BC	206	PHE	CA-C-N	5.01	131.40	122.13
1	BC	206	PHE	C-N-CA	5.01	131.40	122.13
6	a1	82	VAL	CA-C-N	5.00	131.39	122.13
6	a1	82	VAL	C-N-CA	5.00	131.39	122.13
32	m8	144	ASP	C-N-CD	5.00	145.51	125.00
1	BA	206	PHE	CA-C-N	5.00	131.38	122.13
1	BA	206	PHE	C-N-CA	5.00	131.38	122.13
2	CB	733	LYS	CA-CB-CG	5.00	124.10	114.10
28	EK	119	THR	N-CA-C	5.00	116.54	111.14
32	m9	144	ASP	C-N-CD	5.00	145.50	125.00

There are no chirality outliers.

All (317) planarity outliers are listed below:

Mol	Chain	Res	Type	Group
5	3F	37	PHE	Sidechain
5	3K	37	PHE	Sidechain
6	A1	190	HIS	Peptide
6	A1	31	GLY	Peptide
6	A1	57	PRO	Peptide
6	A1	81	ALA	Peptide
6	AD	190	HIS	Peptide
6	AD	31	GLY	Peptide
6	AD	57	PRO	Peptide
6	AD	81	ALA	Peptide
6	AE	190	HIS	Peptide
6	AE	31	GLY	Peptide
6	AE	57	PRO	Peptide
6	AE	81	ALA	Peptide
7	B1	300	GLU	Peptide
7	B1	483	GLU	Peptide
7	B1	492	TRP	Mainchain
7	B1	62	VAL	Peptide
7	B1	63	MET	Peptide
2	B4	481	LYS	Peptide
2	B4	536	SER	Peptide
2	B4	732	ASN	Peptide
2	B4	733	LYS	Mainchain
2	B4	80	SER	Mainchain
1	B5	196	GLN	Mainchain
1	B8	196	GLN	Mainchain
2	BB	481	LYS	Peptide
2	BB	536	SER	Peptide
2	BB	732	ASN	Peptide
2	BB	733	LYS	Mainchain
2	BB	80	SER	Mainchain
1	BC	198	ILE	Peptide
7	BD	300	GLU	Peptide
7	BD	483	GLU	Peptide
7	BD	492	TRP	Mainchain
7	BD	62	VAL	Peptide
7	BD	63	MET	Peptide
7	BE	300	GLU	Peptide
7	BE	483	GLU	Peptide
7	BE	492	TRP	Mainchain

Continued on next page...

Continued from previous page...

Mol	Chain	Res	Type	Group
7	BE	62	VAL	Peptide
7	BE	63	MET	Peptide
28	BG	128	ALA	Peptide
1	BH	196	GLN	Mainchain
1	BJ	196	GLN	Mainchain
28	BL	128	ALA	Peptide
2	C4	481	LYS	Peptide
2	C4	536	SER	Peptide
2	C4	732	ASN	Peptide
2	C4	772	VAL	Mainchain
2	CB	481	LYS	Peptide
2	CB	536	SER	Peptide
2	CB	732	ASN	Peptide
2	CB	772	VAL	Mainchain
9	D1	222	LEU	Peptide
9	D1	304	ARG	Peptide
9	DD	222	LEU	Peptide
9	DD	304	ARG	Peptide
9	DE	222	LEU	Peptide
9	DE	304	ARG	Peptide
28	EF	128	ALA	Peptide
28	EK	128	ALA	Peptide
3	GG	109	VAL	Peptide
3	GL	109	VAL	Peptide
12	H1	25	TRP	Peptide
12	HD	25	TRP	Peptide
12	HE	25	TRP	Peptide
18	O1	108	GLN	Peptide
18	O1	110	ARG	Peptide
18	O1	121	LEU	Peptide
18	O1	126	LYS	Peptide
18	O1	160	GLY	Peptide
18	O1	195	GLY	Peptide
18	O1	35	TYR	Peptide
18	O1	68	ILE	Peptide
18	O1	71	LEU	Peptide
18	O1	72	CYS	Peptide
18	O1	73	LEU	Peptide
18	O1	75	PRO	Peptide
18	O1	77	SER	Peptide
18	O1	78	TYR	Peptide
18	O1	87	LYS	Peptide

Continued on next page...

Continued from previous page...

Mol	Chain	Res	Type	Group
18	O1	88	ARG	Peptide
18	OD	108	GLN	Peptide
18	OD	110	ARG	Peptide
18	OD	121	LEU	Peptide
18	OD	126	LYS	Peptide
18	OD	160	GLY	Peptide
18	OD	195	GLY	Peptide
18	OD	35	TYR	Peptide
18	OD	68	ILE	Peptide
18	OD	71	LEU	Peptide
18	OD	72	CYS	Peptide
18	OD	73	LEU	Peptide
18	OD	75	PRO	Peptide
18	OD	77	SER	Peptide
18	OD	78	TYR	Peptide
18	OD	87	LYS	Peptide
18	OD	88	ARG	Peptide
18	OE	108	GLN	Peptide
18	OE	110	ARG	Peptide
18	OE	121	LEU	Peptide
18	OE	126	LYS	Peptide
18	OE	160	GLY	Peptide
18	OE	195	GLY	Peptide
18	OE	35	TYR	Peptide
18	OE	68	ILE	Peptide
18	OE	71	LEU	Peptide
18	OE	72	CYS	Peptide
18	OE	73	LEU	Peptide
18	OE	75	PRO	Peptide
18	OE	77	SER	Peptide
18	OE	78	TYR	Peptide
18	OE	87	LYS	Peptide
18	OE	88	ARG	Peptide
19	Q1	65	LYS	Peptide
19	Q1	69	ILE	Peptide
19	Q1	93	LEU	Peptide
19	QD	65	LYS	Peptide
19	QD	69	ILE	Peptide
19	QD	93	LEU	Peptide
19	QE	65	LYS	Peptide
19	QE	69	ILE	Peptide
19	QE	93	LEU	Peptide

Continued on next page...

Continued from previous page...

Mol	Chain	Res	Type	Group
29	QG	72	ASN	Peptide
29	QL	72	ASN	Peptide
23	U1	70	PHE	Peptide
23	U1	89	VAL	Peptide
5	U4	55	LEU	Peptide
5	UB	55	LEU	Peptide
23	UD	70	PHE	Peptide
23	UD	89	VAL	Peptide
23	UE	70	PHE	Peptide
23	UE	89	VAL	Peptide
4	UG	102	SER	Peptide
4	UL	102	SER	Peptide
24	V1	62	CYS	Peptide
24	VD	62	CYS	Peptide
24	VE	62	CYS	Peptide
4	WG	70	GLY	Peptide
4	WL	70	GLY	Peptide
6	a1	172	LEU	Peptide
6	a1	190	HIS	Peptide
6	a1	31	GLY	Peptide
6	a1	57	PRO	Peptide
6	a1	64	ARG	Peptide
4	a4	132	ALA	Peptide
4	a4	3	ASP	Peptide
4	aB	132	ALA	Peptide
4	aB	3	ASP	Peptide
6	aD	172	LEU	Peptide
6	aD	190	HIS	Peptide
6	aD	31	GLY	Peptide
6	aD	57	PRO	Peptide
6	aD	64	ARG	Peptide
6	aE	172	LEU	Peptide
6	aE	190	HIS	Peptide
6	aE	31	GLY	Peptide
6	aE	57	PRO	Peptide
6	aE	64	ARG	Peptide
7	b1	240	SER	Peptide
7	b1	483	GLU	Peptide
7	b1	495	PHE	Peptide
7	b1	62	VAL	Peptide
7	b1	63	MET	Peptide
7	bD	240	SER	Peptide

Continued on next page...

Continued from previous page...

Mol	Chain	Res	Type	Group
7	bD	483	GLU	Peptide
7	bD	495	PHE	Peptide
7	bD	62	VAL	Peptide
7	bD	63	MET	Peptide
7	bE	240	SER	Peptide
7	bE	483	GLU	Peptide
7	bE	495	PHE	Peptide
7	bE	62	VAL	Peptide
7	bE	63	MET	Peptide
32	c2	109	CYS	Peptide
32	c3	109	CYS	Peptide
32	c5	109	CYS	Peptide
32	c6	109	CYS	Peptide
32	c7	109	CYS	Peptide
32	c8	109	CYS	Peptide
32	c9	109	CYS	Peptide
32	cA	109	CYS	Peptide
32	cC	109	CYS	Peptide
8	cE	254	SER	Mainchain
32	cH	109	CYS	Peptide
32	cI	109	CYS	Peptide
32	cJ	109	CYS	Peptide
9	d1	102	THR	Peptide
9	d1	304	ARG	Peptide
9	dD	102	THR	Peptide
9	dD	304	ARG	Peptide
9	dE	102	THR	Peptide
9	dE	304	ARG	Peptide
32	e2	109	CYS	Peptide
32	e3	109	CYS	Peptide
32	e5	109	CYS	Peptide
32	e6	109	CYS	Peptide
32	e7	109	CYS	Peptide
32	e8	109	CYS	Peptide
32	e9	109	CYS	Peptide
32	eA	109	CYS	Peptide
32	eC	109	CYS	Peptide
32	eH	109	CYS	Peptide
32	eI	109	CYS	Peptide
32	eJ	109	CYS	Peptide
32	g2	109	CYS	Peptide
32	g3	109	CYS	Peptide

Continued on next page...

Continued from previous page...

Mol	Chain	Res	Type	Group
32	g5	109	CYS	Peptide
32	g6	109	CYS	Peptide
32	g7	109	CYS	Peptide
32	g8	109	CYS	Peptide
32	g9	109	CYS	Peptide
32	gA	109	CYS	Peptide
32	gC	109	CYS	Peptide
29	gF	72	ASN	Peptide
32	gH	109	CYS	Peptide
32	gI	109	CYS	Peptide
32	gJ	109	CYS	Peptide
29	gK	72	ASN	Peptide
12	h1	62	TRP	Peptide
12	hD	62	TRP	Peptide
12	hE	62	TRP	Peptide
13	i1	27	ASP	Peptide
13	i1	33	LYS	Mainchain
13	iD	27	ASP	Peptide
13	iD	33	LYS	Mainchain
13	iE	27	ASP	Peptide
13	iE	33	LYS	Mainchain
14	j1	3	GLY	Peptide
14	jD	3	GLY	Peptide
14	jE	3	GLY	Peptide
32	k2	109	CYS	Peptide
32	k3	109	CYS	Peptide
32	k5	109	CYS	Peptide
32	k6	109	CYS	Peptide
32	k7	109	CYS	Peptide
32	k8	109	CYS	Peptide
32	k9	109	CYS	Peptide
32	kA	109	CYS	Peptide
32	kC	109	CYS	Peptide
32	kH	109	CYS	Peptide
32	kI	109	CYS	Peptide
32	kJ	109	CYS	Peptide
18	o1	108	GLN	Peptide
18	o1	110	ARG	Peptide
18	o1	121	LEU	Peptide
18	o1	126	LYS	Peptide
18	o1	160	GLY	Peptide
18	o1	195	GLY	Peptide

Continued on next page...

Continued from previous page...

Mol	Chain	Res	Type	Group
18	o1	35	TYR	Peptide
18	o1	68	ILE	Peptide
18	o1	71	LEU	Peptide
18	o1	72	CYS	Peptide
18	o1	73	LEU	Peptide
18	o1	75	PRO	Peptide
18	o1	77	SER	Peptide
18	o1	78	TYR	Peptide
18	o1	87	LYS	Peptide
18	o1	88	ARG	Peptide
18	oD	108	GLN	Peptide
18	oD	110	ARG	Peptide
18	oD	121	LEU	Peptide
18	oD	126	LYS	Peptide
18	oD	160	GLY	Peptide
18	oD	195	GLY	Peptide
18	oD	35	TYR	Peptide
18	oD	68	ILE	Peptide
18	oD	71	LEU	Peptide
18	oD	72	CYS	Peptide
18	oD	73	LEU	Peptide
18	oD	75	PRO	Peptide
18	oD	77	SER	Peptide
18	oD	78	TYR	Peptide
18	oD	87	LYS	Peptide
18	oD	88	ARG	Peptide
18	oE	108	GLN	Peptide
18	oE	110	ARG	Peptide
18	oE	121	LEU	Peptide
18	oE	126	LYS	Peptide
18	oE	160	GLY	Peptide
18	oE	195	GLY	Peptide
18	oE	35	TYR	Peptide
18	oE	68	ILE	Peptide
18	oE	71	LEU	Peptide
18	oE	72	CYS	Peptide
18	oE	73	LEU	Peptide
18	oE	75	PRO	Peptide
18	oE	77	SER	Peptide
18	oE	78	TYR	Peptide
18	oE	87	LYS	Peptide
18	oE	88	ARG	Peptide

Continued on next page...

Continued from previous page...

Mol	Chain	Res	Type	Group
19	q1	65	LYS	Peptide
19	q1	69	ILE	Peptide
19	q1	93	LEU	Peptide
19	qD	65	LYS	Peptide
19	qD	69	ILE	Peptide
19	qD	93	LEU	Peptide
19	qE	65	LYS	Peptide
19	qE	69	ILE	Peptide
19	qE	93	LEU	Peptide
3	s4	74	GLY	Peptide
3	sB	74	GLY	Peptide
23	u1	70	PHE	Peptide
23	u1	89	VAL	Peptide
23	uD	70	PHE	Peptide
23	uD	89	VAL	Peptide
23	uE	70	PHE	Peptide
23	uE	89	VAL	Peptide
24	v1	154	GLN	Peptide
24	v1	62	CYS	Peptide
24	vD	154	GLN	Peptide
24	vD	62	CYS	Peptide
24	vE	154	GLN	Peptide
24	vE	62	CYS	Peptide
4	x4	70	GLY	Peptide
4	xB	70	GLY	Peptide

5.2 Too-close contacts (i)

In the following table, the Non-H and H(model) columns list the number of non-hydrogen atoms and hydrogen atoms in the chain respectively. The H(added) column lists the number of hydrogen atoms added and optimized by MolProbity. The Clashes column lists the number of clashes within the asymmetric unit, whereas Symm-Clashes lists symmetry-related clashes.

Mol	Chain	Non-H	H(model)	H(added)	Clashes	Symm-Clashes
1	B2	1942	0	1885	243	0
1	B3	1936	0	1882	207	0
1	B5	1856	0	1756	232	0
1	B6	1945	0	1892	210	0
1	B7	1942	0	1889	267	0
1	B8	1850	0	1750	162	0
1	B9	1942	0	1889	253	0
1	BA	1948	0	1900	215	0

Continued on next page...

Continued from previous page...

Mol	Chain	Non-H	H(model)	H(added)	Clashes	Symm-Clashes
1	BC	1942	0	1889	233	0
1	BH	1850	0	1750	171	0
1	BI	1925	0	1867	262	0
1	BJ	1856	0	1759	196	0
2	B4	7001	0	6960	329	0
2	BB	7001	0	6960	338	0
2	C4	6844	0	6825	386	0
2	CB	6844	0	6824	374	0
3	4G	1205	0	1200	51	0
3	4L	1205	0	1200	77	0
3	6G	1209	0	1214	30	0
3	6L	1209	0	1214	32	0
3	9F	1209	0	1214	7	0
3	9K	1209	0	1214	9	0
3	AG	1209	0	1213	43	0
3	AL	1209	0	1213	41	0
3	GG	1209	0	1214	10	0
3	GL	1209	0	1214	10	0
3	IG	1206	0	1208	355	0
3	IL	1203	0	1201	334	0
3	JF	1203	0	1203	84	0
3	JK	1209	0	1214	82	0
3	KG	1203	0	1203	58	0
3	KL	1203	0	1203	57	0
3	LF	1209	0	1215	10	0
3	LK	1209	0	1215	13	0
3	NG	1203	0	1203	37	0
3	NL	1203	0	1200	63	0
3	O4	1203	0	1203	64	0
3	OB	1199	0	1192	33	0
3	PG	1209	0	1214	28	0
3	PL	1209	0	1214	26	0
3	Q4	1209	0	1214	41	0
3	QB	1205	0	1208	37	0
3	RG	1209	0	1214	10	0
3	RL	1209	0	1214	11	0
3	S4	1209	0	1214	20	0
3	SB	1209	0	1214	21	0
3	TG	1203	0	1203	22	0
3	TL	1203	0	1203	22	0
3	V4	1205	0	1202	41	0
3	VB	1205	0	1202	27	0

Continued on next page...

Continued from previous page...

Mol	Chain	Non-H	H(model)	H(added)	Clashes	Symm-Clashes
3	X4	1196	0	1188	24	0
3	XB	1203	0	1203	63	0
3	XF	1209	0	1214	42	0
3	XK	1209	0	1214	42	0
3	Z4	1209	0	1214	16	0
3	ZB	1209	0	1214	19	0
3	ZF	1209	0	1214	100	0
3	ZK	1209	0	1214	95	0
3	bF	1209	0	1213	19	0
3	bK	1209	0	1213	17	0
3	dF	1205	0	1202	31	0
3	dK	1205	0	1202	32	0
3	fF	1209	0	1212	27	0
3	fK	1209	0	1212	29	0
3	iF	1209	0	1214	13	0
3	iK	1209	0	1214	12	0
3	kF	1209	0	1213	19	0
3	kK	1209	0	1213	18	0
3	o4	1205	0	1204	98	0
3	oB	1199	0	1196	67	0
3	q4	1198	0	1199	43	0
3	qB	1198	0	1199	41	0
3	s4	1209	0	1214	15	0
3	sB	1209	0	1214	16	0
3	u4	1199	0	1191	58	0
3	uB	1199	0	1191	68	0
3	w4	1196	0	1192	25	0
3	wB	1209	0	1214	44	0
3	y4	1209	0	1214	24	0
3	yB	1209	0	1214	24	0
4	1G	1214	0	1221	50	0
4	1L	1214	0	1223	48	0
4	5G	1214	0	1226	21	0
4	5L	1214	0	1226	24	0
4	7G	1214	0	1225	30	0
4	7L	1214	0	1225	52	0
4	HG	1208	0	1214	22	0
4	HL	1208	0	1214	21	0
4	IF	1214	0	1225	48	0
4	IK	1214	0	1225	54	0
4	JG	1214	0	1225	95	0
4	JL	1214	0	1225	93	0

Continued on next page...

Continued from previous page...

Mol	Chain	Non-H	H(model)	H(added)	Clashes	Symm-Clashes
4	KF	1214	0	1224	33	0
4	KK	1214	0	1224	25	0
4	LG	1214	0	1225	23	0
4	LL	1214	0	1225	21	0
4	MF	1214	0	1225	57	0
4	MG	1210	0	1221	80	0
4	MK	1214	0	1225	40	0
4	ML	1210	0	1221	74	0
4	OG	1214	0	1225	29	0
4	OL	1214	0	1225	30	0
4	P4	1214	0	1225	42	0
4	PB	1214	0	1225	43	0
4	R4	1214	0	1225	28	0
4	RB	1214	0	1225	22	0
4	SG	1214	0	1225	19	0
4	SL	1214	0	1225	21	0
4	T4	1214	0	1223	56	0
4	TB	1214	0	1225	62	0
4	UG	1214	0	1225	13	0
4	UL	1214	0	1225	15	0
4	W4	1214	0	1225	36	0
4	WB	1214	0	1225	35	0
4	WG	1214	0	1224	17	0
4	WL	1214	0	1224	18	0
4	Y4	1214	0	1225	16	0
4	YB	1214	0	1225	19	0
4	YF	1214	0	1224	145	0
4	YK	1214	0	1224	144	0
4	a4	1199	0	1205	119	0
4	aB	1196	0	1203	117	0
4	aF	1214	0	1224	29	0
4	aK	1214	0	1224	25	0
4	cF	1214	0	1225	25	0
4	cK	1214	0	1225	26	0
4	eF	1214	0	1225	16	0
4	eK	1214	0	1225	12	0
4	hF	1214	0	1224	74	0
4	hK	1208	0	1213	71	0
4	jF	1211	0	1217	13	0
4	jK	1211	0	1217	16	0
4	lF	1214	0	1224	21	0
4	lK	1214	0	1224	21	0

Continued on next page...

Continued from previous page...

Mol	Chain	Non-H	H(model)	H(added)	Clashes	Symm-Clashes
4	nF	1214	0	1225	24	0
4	nK	1214	0	1225	23	0
4	p4	1208	0	1213	26	0
4	pB	1208	0	1213	25	0
4	r4	1214	0	1225	30	0
4	rB	1214	0	1225	29	0
4	t4	1214	0	1225	19	0
4	tB	1214	0	1225	35	0
4	v4	1214	0	1225	34	0
4	vB	1214	0	1224	31	0
4	x4	1214	0	1225	36	0
4	xB	1214	0	1225	37	0
4	z4	1208	0	1214	37	0
4	zB	1208	0	1214	40	0
5	2G	527	0	545	11	0
5	2L	527	0	545	11	0
5	3F	527	0	545	3	0
5	3K	527	0	545	4	0
5	8G	527	0	547	20	0
5	8L	527	0	547	20	0
5	NF	535	0	558	14	0
5	NK	535	0	558	13	0
5	U4	527	0	547	18	0
5	UB	527	0	547	17	0
5	b4	527	0	547	13	0
5	bB	527	0	547	13	0
6	A1	2613	0	2525	103	0
6	AD	2606	0	2518	110	0
6	AE	2606	0	2518	116	0
6	a1	2611	0	2520	92	0
6	aD	2617	0	2531	108	0
6	aE	2617	0	2531	105	0
7	B1	3925	0	3763	191	0
7	BD	3929	0	3766	229	0
7	BE	3923	0	3756	233	0
7	b1	3945	0	3786	169	0
7	bD	3945	0	3786	179	0
7	bE	3945	0	3786	162	0
8	C1	3485	0	3404	273	0
8	CD	3485	0	3404	265	0
8	CE	3485	0	3404	223	0
8	c1	3484	0	3386	240	0

Continued on next page...

Continued from previous page...

Mol	Chain	Non-H	H(model)	H(added)	Clashes	Symm-Clashes
8	cD	3480	0	3374	307	0
8	cE	3482	0	3377	283	0
9	D1	2713	0	2603	143	0
9	DD	2713	0	2603	153	0
9	DE	2713	0	2603	144	0
9	d1	2709	0	2597	231	0
9	dD	2709	0	2597	240	0
9	dE	2709	0	2597	237	0
10	E1	634	0	616	45	0
10	ED	634	0	616	47	0
10	EE	634	0	616	46	0
10	e1	634	0	616	53	0
10	eD	634	0	616	52	0
10	eE	634	0	616	51	0
11	F1	283	0	295	5	0
11	FD	283	0	295	7	0
11	FE	283	0	295	6	0
11	f1	283	0	294	45	0
11	fD	299	0	309	57	0
11	fE	283	0	294	44	0
12	H1	512	0	518	8	0
12	HD	504	0	502	43	0
12	HE	504	0	503	41	0
12	h1	512	0	518	16	0
12	hD	512	0	518	16	0
12	hE	512	0	518	16	0
13	I1	294	0	316	41	0
13	ID	294	0	317	19	0
13	IE	294	0	317	21	0
13	i1	290	0	306	133	0
13	iD	290	0	306	133	0
13	iE	290	0	306	135	0
14	J1	262	0	274	22	0
14	JD	262	0	274	23	0
14	JE	262	0	274	22	0
14	j1	276	0	291	11	0
14	jD	276	0	291	12	0
14	jE	276	0	291	13	0
15	K1	286	0	297	53	0
15	KD	286	0	297	49	0
15	KE	286	0	297	52	0
15	k1	277	0	284	64	0

Continued on next page...

Continued from previous page...

Mol	Chain	Non-H	H(model)	H(added)	Clashes	Symm-Clashes
15	kD	277	0	284	64	0
15	kE	277	0	284	61	0
16	L1	315	0	328	11	0
16	LD	315	0	328	12	0
16	LE	315	0	328	12	0
16	l1	315	0	328	14	0
16	lD	315	0	328	14	0
16	lE	315	0	328	13	0
17	M1	286	0	301	23	0
17	MD	286	0	301	23	0
17	ME	286	0	301	23	0
17	m1	286	0	301	52	0
17	mD	286	0	301	51	0
17	mE	286	0	301	52	0
18	O1	1856	0	1821	109	0
18	OD	1856	0	1821	143	0
18	OE	1856	0	1821	60	0
18	o1	1856	0	1821	52	0
18	oD	1856	0	1820	105	0
18	oE	1856	0	1820	133	0
19	Q1	966	0	945	14	0
19	QD	966	0	945	14	0
19	QE	966	0	945	13	0
19	q1	966	0	945	15	0
19	qD	966	0	945	15	0
19	qE	966	0	945	15	0
20	R1	260	0	286	4	0
20	RD	260	0	286	4	0
20	RE	260	0	286	4	0
20	r1	260	0	286	3	0
20	rD	260	0	286	3	0
20	rE	260	0	286	3	0
21	S1	235	0	57	27	0
21	SD	235	0	57	27	0
21	SE	235	0	57	27	0
22	T1	225	0	240	3	0
22	TD	225	0	240	3	0
22	TE	225	0	240	2	0
22	t1	233	0	252	10	0
22	tD	233	0	252	10	0
22	tE	233	0	252	11	0
23	U1	755	0	752	29	0

Continued on next page...

Continued from previous page...

Mol	Chain	Non-H	H(model)	H(added)	Clashes	Symm-Clashes
23	UD	755	0	752	31	0
23	UE	755	0	752	29	0
23	u1	755	0	752	13	0
23	uD	755	0	752	12	0
23	uE	755	0	752	12	0
24	V1	1043	0	1036	49	0
24	VD	1043	0	1036	48	0
24	VE	1043	0	1036	46	0
24	v1	1043	0	1037	16	0
24	vD	1043	0	1037	19	0
24	vE	1043	0	1037	18	0
25	X1	313	0	349	7	0
25	XD	313	0	349	7	0
25	XE	313	0	349	7	0
25	x1	313	0	349	7	0
25	xD	313	0	349	8	0
25	xE	313	0	349	7	0
26	Y1	239	0	267	1	0
26	YD	239	0	267	2	0
26	YE	239	0	267	3	0
26	y1	239	0	267	30	0
26	yD	239	0	267	29	0
26	yE	239	0	267	26	0
27	Z1	461	0	498	38	0
27	ZD	461	0	498	38	0
27	ZE	461	0	498	38	0
27	z1	461	0	498	31	0
27	zD	461	0	498	71	0
27	zE	461	0	498	61	0
28	BG	357	0	355	219	0
28	BL	357	0	355	222	0
28	EF	354	0	347	192	0
28	EK	354	0	347	189	0
29	QG	1297	0	1293	77	0
29	QL	1297	0	1293	80	0
29	gF	1297	0	1293	84	0
29	gK	1297	0	1293	84	0
30	VG	1254	0	1271	39	0
30	VL	1254	0	1271	38	0
30	mF	1254	0	1270	51	0
30	mK	1254	0	1269	53	0
31	b2	1052	0	948	93	0

Continued on next page...

Continued from previous page...

Mol	Chain	Non-H	H(model)	H(added)	Clashes	Symm-Clashes
31	b3	1052	0	948	89	0
31	b5	1052	0	948	95	0
31	b6	1052	0	948	93	0
31	b7	1052	0	948	94	0
31	b8	1052	0	948	97	0
31	b9	1052	0	948	87	0
31	bA	1052	0	948	93	0
31	bC	1052	0	948	95	0
31	bH	1052	0	948	104	0
31	bI	1052	0	948	94	0
31	bJ	1052	0	948	99	0
31	d2	1013	0	884	70	0
31	d3	1013	0	884	70	0
31	d5	1013	0	884	71	0
31	d6	1013	0	884	69	0
31	d7	1013	0	884	70	0
31	d8	1013	0	884	72	0
31	d9	1013	0	884	69	0
31	dA	1013	0	884	70	0
31	dC	1013	0	884	69	0
31	dH	1013	0	884	70	0
31	dI	1013	0	884	71	0
31	dJ	1013	0	884	71	0
31	f2	1030	0	890	96	0
31	f3	1030	0	890	96	0
31	f5	1030	0	891	84	0
31	f6	1030	0	890	105	0
31	f7	1030	0	890	98	0
31	f8	1030	0	891	84	0
31	f9	1030	0	890	94	0
31	fA	1030	0	890	100	0
31	fC	1030	0	890	97	0
31	fH	1030	0	891	85	0
31	fI	1030	0	890	96	0
31	fJ	1030	0	891	86	0
31	h2	1042	0	913	100	0
31	h3	1042	0	913	99	0
31	h5	1042	0	913	102	0
31	h6	1042	0	913	104	0
31	h7	1042	0	913	100	0
31	h8	1042	0	913	102	0
31	h9	1036	0	902	98	0

Continued on next page...

Continued from previous page...

Mol	Chain	Non-H	H(model)	H(added)	Clashes	Symm-Clashes
31	hA	1042	0	913	103	0
31	hC	1042	0	913	102	0
31	hH	1042	0	913	101	0
31	hI	1042	0	913	101	0
31	hJ	1042	0	913	101	0
31	j2	1029	0	910	67	0
31	j3	1029	0	910	69	0
31	j5	1029	0	910	66	0
31	j6	1029	0	908	73	0
31	j7	1029	0	910	68	0
31	j8	1029	0	910	68	0
31	j9	1029	0	910	69	0
31	jA	1029	0	910	74	0
31	jC	1029	0	910	68	0
31	jH	1029	0	910	68	0
31	jI	1029	0	910	68	0
31	jJ	1029	0	910	71	0
31	l2	1059	0	921	99	0
31	l3	1059	0	921	81	0
31	l5	1059	0	921	83	0
31	l6	1059	0	921	83	0
31	l7	1059	0	921	82	0
31	l8	1059	0	921	81	0
31	l9	1059	0	921	87	0
31	lA	1059	0	921	83	0
31	lC	1059	0	921	80	0
31	lH	1059	0	921	82	0
31	lI	1059	0	921	91	0
31	lJ	1059	0	921	82	0
32	c2	1076	0	915	106	0
32	c3	1076	0	915	78	0
32	c5	1076	0	915	67	0
32	c6	1076	0	915	83	0
32	c7	1076	0	915	86	0
32	c8	1076	0	915	67	0
32	c9	1076	0	915	118	0
32	cA	1076	0	915	79	0
32	cC	1076	0	915	77	0
32	cH	1076	0	915	67	0
32	cI	1073	0	913	119	0
32	cJ	1076	0	915	69	0
32	e2	1063	0	901	70	0

Continued on next page...

Continued from previous page...

Mol	Chain	Non-H	H(model)	H(added)	Clashes	Symm-Clashes
32	e3	1063	0	901	71	0
32	e5	1063	0	902	62	0
32	e6	1063	0	901	72	0
32	e7	1063	0	901	72	0
32	e8	1063	0	902	62	0
32	e9	1063	0	901	69	0
32	eA	1063	0	901	71	0
32	eC	1063	0	901	69	0
32	eH	1063	0	902	62	0
32	eI	1063	0	901	71	0
32	eJ	1063	0	902	63	0
32	g2	1088	0	952	94	0
32	g3	1088	0	952	85	0
32	g5	1088	0	952	86	0
32	g6	1088	0	952	86	0
32	g7	1088	0	952	94	0
32	g8	1088	0	952	77	0
32	g9	1088	0	952	95	0
32	gA	1088	0	952	88	0
32	gC	1088	0	952	86	0
32	gH	1088	0	952	80	0
32	gI	1085	0	948	97	0
32	gJ	1088	0	952	79	0
32	i2	1086	0	939	99	0
32	i3	1086	0	939	98	0
32	i5	1086	0	939	97	0
32	i6	1086	0	939	99	0
32	i7	1086	0	939	96	0
32	i8	1086	0	939	97	0
32	i9	1086	0	939	99	0
32	iA	1086	0	939	98	0
32	iC	1086	0	939	96	0
32	iH	1086	0	939	95	0
32	iI	1086	0	939	97	0
32	iJ	1086	0	939	94	0
32	k2	1103	0	971	101	0
32	k3	1103	0	971	99	0
32	k5	1103	0	971	96	0
32	k6	1103	0	971	99	0
32	k7	1103	0	971	100	0
32	k8	1103	0	971	100	0
32	k9	1103	0	971	96	0

Continued on next page...

Continued from previous page...

Mol	Chain	Non-H	H(model)	H(added)	Clashes	Symm-Clashes
32	kA	1103	0	971	98	0
32	kC	1103	0	971	98	0
32	kH	1103	0	971	100	0
32	kI	1103	0	971	102	0
32	kJ	1103	0	971	102	0
32	m2	1098	0	968	82	0
32	m3	1098	0	968	81	0
32	m5	1098	0	968	84	0
32	m6	1098	0	968	82	0
32	m7	1098	0	968	82	0
32	m8	1098	0	968	84	0
32	m9	1098	0	968	82	0
32	mA	1098	0	968	83	0
32	mC	1098	0	968	81	0
32	mH	1098	0	968	83	0
32	mI	1098	0	968	83	0
32	mJ	1098	0	968	81	0
33	1G	43	0	34	3	0
33	1L	43	0	34	4	0
33	2G	43	0	35	1	0
33	2L	43	0	35	1	0
33	3F	43	0	34	3	0
33	3K	43	0	34	4	0
33	4G	43	0	37	0	0
33	4L	43	0	37	0	0
33	5G	43	0	38	3	0
33	5L	43	0	38	3	0
33	6G	43	0	37	15	0
33	6L	43	0	37	15	0
33	7G	43	0	33	2	0
33	7L	43	0	33	2	0
33	9F	43	0	37	1	0
33	9K	43	0	37	1	0
33	AG	43	0	36	3	0
33	AL	43	0	36	4	0
33	B4	86	0	73	9	0
33	BB	86	0	73	10	0
33	C4	43	0	37	1	0
33	CB	43	0	37	1	0
33	GG	43	0	38	1	0
33	GL	43	0	38	1	0
33	HG	43	0	36	2	0

Continued on next page...

Continued from previous page...

Mol	Chain	Non-H	H(model)	H(added)	Clashes	Symm-Clashes
33	HL	43	0	36	2	0
33	IF	43	0	34	2	0
33	IG	43	0	37	34	0
33	IK	43	0	34	2	0
33	IL	43	0	37	26	0
33	JF	43	0	34	20	0
33	JG	43	0	34	3	0
33	JK	43	0	34	23	0
33	JL	43	0	34	3	0
33	KF	43	0	33	3	0
33	KG	43	0	33	0	0
33	KK	43	0	33	3	0
33	KL	43	0	33	0	0
33	LF	43	0	34	2	0
33	LG	43	0	36	3	0
33	LK	43	0	34	2	0
33	LL	43	0	36	1	0
33	MF	43	0	33	25	0
33	MG	43	0	38	6	0
33	MK	43	0	33	25	0
33	ML	43	0	38	6	0
33	NG	43	0	35	7	0
33	NL	43	0	35	8	0
33	O4	43	0	32	2	0
33	OB	43	0	32	2	0
33	OG	43	0	35	8	0
33	OL	43	0	35	8	0
33	P4	43	0	33	2	0
33	PB	43	0	33	2	0
33	PG	43	0	38	3	0
33	PL	43	0	38	3	0
33	Q4	43	0	34	2	0
33	QB	43	0	34	2	0
33	QG	43	0	36	1	0
33	QL	43	0	36	1	0
33	R4	43	0	37	3	0
33	RB	43	0	37	3	0
33	RG	43	0	36	2	0
33	RL	43	0	36	2	0
33	S4	43	0	36	0	0
33	SB	43	0	36	0	0
33	SG	43	0	33	1	0

Continued on next page...

Continued from previous page...

Mol	Chain	Non-H	H(model)	H(added)	Clashes	Symm-Clashes
33	SL	43	0	33	1	0
33	T4	43	0	37	2	0
33	TB	43	0	37	2	0
33	TG	43	0	38	2	0
33	TL	43	0	38	2	0
33	V4	43	0	34	29	0
33	VB	43	0	32	22	0
33	VG	43	0	37	2	0
33	VL	43	0	37	2	0
33	W4	43	0	34	3	0
33	WB	43	0	34	3	0
33	WG	43	0	36	1	0
33	WL	43	0	36	1	0
33	X4	43	0	33	1	0
33	XB	43	0	33	1	0
33	XF	43	0	36	0	0
33	XK	43	0	36	1	0
33	Y4	43	0	33	3	0
33	YB	43	0	33	3	0
33	YF	43	0	35	53	0
33	YK	43	0	35	52	0
33	Z4	43	0	37	1	0
33	ZB	43	0	37	1	0
33	ZF	43	0	37	16	0
33	ZK	43	0	37	16	0
33	a4	43	0	30	3	0
33	aB	43	0	30	3	0
33	aF	43	0	34	2	0
33	aK	43	0	34	2	0
33	b2	43	0	38	10	0
33	b3	43	0	38	10	0
33	b5	43	0	38	11	0
33	b6	43	0	38	10	0
33	b7	43	0	38	11	0
33	b8	43	0	38	10	0
33	b9	43	0	38	10	0
33	bA	43	0	38	10	0
33	bC	43	0	38	11	0
33	bF	43	0	37	1	0
33	bH	43	0	38	10	0
33	bI	43	0	38	10	0
33	bJ	43	0	38	10	0

Continued on next page...

Continued from previous page...

Mol	Chain	Non-H	H(model)	H(added)	Clashes	Symm-Clashes
33	bK	43	0	37	1	0
33	c2	86	0	73	36	0
33	c3	86	0	73	36	0
33	c5	86	0	73	32	0
33	c6	86	0	73	38	0
33	c7	86	0	73	37	0
33	c8	86	0	73	34	0
33	c9	86	0	73	38	0
33	cA	86	0	73	38	0
33	cC	86	0	73	38	0
33	cF	43	0	37	2	0
33	cH	86	0	73	36	0
33	cI	86	0	73	38	0
33	cJ	86	0	73	33	0
33	cK	43	0	37	2	0
33	d2	43	0	38	6	0
33	d3	43	0	38	6	0
33	d5	43	0	38	6	0
33	d6	43	0	38	5	0
33	d7	43	0	38	6	0
33	d8	43	0	38	6	0
33	d9	43	0	38	6	0
33	dA	43	0	38	6	0
33	dC	43	0	38	6	0
33	dF	43	0	33	1	0
33	dH	43	0	38	6	0
33	dI	43	0	38	6	0
33	dJ	43	0	38	6	0
33	dK	43	0	33	1	0
33	e2	86	0	74	34	0
33	e3	86	0	74	34	0
33	e5	86	0	74	33	0
33	e6	86	0	74	35	0
33	e7	86	0	74	34	0
33	e8	86	0	74	34	0
33	e9	86	0	74	33	0
33	eA	86	0	74	33	0
33	eC	86	0	74	33	0
33	eF	43	0	35	1	0
33	eH	86	0	74	34	0
33	eI	86	0	74	34	0
33	eJ	86	0	74	35	0

Continued on next page...

Continued from previous page...

Mol	Chain	Non-H	H(model)	H(added)	Clashes	Symm-Clashes
33	eK	43	0	35	2	0
33	f2	43	0	37	3	0
33	f3	43	0	37	3	0
33	f5	43	0	37	3	0
33	f6	43	0	37	3	0
33	f7	43	0	37	3	0
33	f8	43	0	37	3	0
33	f9	43	0	37	3	0
33	fA	43	0	37	3	0
33	fC	43	0	37	3	0
33	fF	43	0	33	2	0
33	fH	43	0	37	4	0
33	fI	43	0	37	3	0
33	fJ	43	0	37	3	0
33	fK	43	0	33	2	0
33	g2	86	0	73	41	0
33	g3	86	0	73	41	0
33	g5	86	0	73	34	0
33	g6	86	0	73	44	0
33	g7	86	0	73	42	0
33	g8	86	0	73	33	0
33	g9	86	0	73	42	0
33	gA	86	0	73	40	0
33	gC	86	0	73	40	0
33	gF	43	0	36	1	0
33	gH	86	0	73	34	0
33	gI	86	0	73	43	0
33	gJ	86	0	73	33	0
33	gK	43	0	36	1	0
33	h2	43	0	38	12	0
33	h3	43	0	38	14	0
33	h5	43	0	38	12	0
33	h6	43	0	38	15	0
33	h7	43	0	38	14	0
33	h8	43	0	38	15	0
33	h9	43	0	38	14	0
33	hA	43	0	38	14	0
33	hC	43	0	38	13	0
33	hF	43	0	37	55	0
33	hH	43	0	38	13	0
33	hI	43	0	38	14	0
33	hJ	43	0	38	12	0

Continued on next page...

Continued from previous page...

Mol	Chain	Non-H	H(model)	H(added)	Clashes	Symm-Clashes
33	hK	43	0	37	54	0
33	i2	86	0	76	39	0
33	i3	86	0	76	41	0
33	i5	86	0	76	40	0
33	i6	86	0	76	40	0
33	i7	86	0	76	39	0
33	i8	86	0	76	41	0
33	i9	86	0	76	40	0
33	iA	86	0	76	40	0
33	iC	86	0	76	38	0
33	iH	86	0	76	39	0
33	iI	86	0	76	39	0
33	iJ	86	0	76	38	0
33	j2	86	0	74	41	0
33	j3	86	0	74	41	0
33	j5	86	0	74	40	0
33	j6	86	0	74	44	0
33	j7	86	0	74	44	0
33	j8	86	0	74	42	0
33	j9	86	0	74	43	0
33	jA	86	0	74	42	0
33	jC	86	0	74	42	0
33	jF	43	0	37	0	0
33	jH	86	0	74	43	0
33	jI	86	0	74	41	0
33	jJ	86	0	74	41	0
33	jK	43	0	37	0	0
33	k2	43	0	38	9	0
33	k3	43	0	38	10	0
33	k5	43	0	38	9	0
33	k6	43	0	38	9	0
33	k7	43	0	38	11	0
33	k8	43	0	38	10	0
33	k9	43	0	38	11	0
33	kA	43	0	38	9	0
33	kC	43	0	38	9	0
33	kF	43	0	37	2	0
33	kH	43	0	38	11	0
33	kI	43	0	38	11	0
33	kJ	43	0	38	10	0
33	kK	43	0	37	2	0
33	l2	43	0	38	7	0

Continued on next page...

Continued from previous page...

Mol	Chain	Non-H	H(model)	H(added)	Clashes	Symm-Clashes
33	l3	43	0	38	7	0
33	l5	43	0	38	7	0
33	l6	43	0	38	7	0
33	l7	43	0	38	7	0
33	l8	43	0	38	6	0
33	l9	43	0	38	7	0
33	lA	43	0	38	7	0
33	lC	43	0	38	6	0
33	lH	43	0	38	7	0
33	lI	43	0	38	7	0
33	lJ	43	0	38	7	0
33	m2	43	0	38	36	0
33	m3	43	0	38	37	0
33	m5	43	0	38	37	0
33	m6	43	0	38	38	0
33	m7	43	0	38	38	0
33	m8	43	0	38	37	0
33	m9	43	0	38	38	0
33	mA	43	0	38	37	0
33	mC	43	0	38	38	0
33	mF	43	0	37	2	0
33	mH	43	0	38	38	0
33	mI	43	0	38	38	0
33	mJ	43	0	38	38	0
33	mK	43	0	37	2	0
33	nF	86	0	74	4	0
33	nK	86	0	74	4	0
33	o4	43	0	36	1	0
33	oB	43	0	36	1	0
33	p4	43	0	34	1	0
33	pB	43	0	34	1	0
33	q4	43	0	35	4	0
33	qB	43	0	35	3	0
33	r4	43	0	37	0	0
33	rB	43	0	37	1	0
33	s4	43	0	37	4	0
33	sB	43	0	37	4	0
33	t4	43	0	36	1	0
33	tB	43	0	36	1	0
33	u4	43	0	34	4	0
33	uB	43	0	34	1	0
33	v4	43	0	32	1	0

Continued on next page...

Continued from previous page...

Mol	Chain	Non-H	H(model)	H(added)	Clashes	Symm-Clashes
33	vB	43	0	32	1	0
33	w4	43	0	36	0	0
33	wB	43	0	36	0	0
33	y4	43	0	37	4	0
33	yB	43	0	37	4	0
33	z4	43	0	37	1	0
33	zB	43	0	37	1	0
34	A1	10	0	0	0	0
34	AD	10	0	0	0	0
34	AE	10	0	0	0	0
34	a1	10	0	0	0	0
34	aD	10	0	0	0	0
34	aE	10	0	0	0	0
35	A1	2	0	0	2	0
35	AD	2	0	0	2	0
35	AE	2	0	0	3	0
35	a1	2	0	0	1	0
35	aD	2	0	0	1	0
35	aE	2	0	0	1	0
36	A1	111	0	105	6	0
36	AD	111	0	105	6	0
36	AE	111	0	105	6	0
36	B1	885	0	946	50	0
36	BD	885	0	946	52	0
36	BE	885	0	946	52	0
36	C1	820	0	873	37	0
36	CD	820	0	873	40	0
36	CE	820	0	873	35	0
36	D1	130	0	144	5	0
36	DD	130	0	144	6	0
36	DE	130	0	144	5	0
36	H1	125	0	131	6	0
36	HD	125	0	131	8	0
36	HE	125	0	131	6	0
36	I1	60	0	56	1	0
36	ID	60	0	56	1	0
36	IE	60	0	56	1	0
36	X1	65	0	71	2	0
36	XD	65	0	71	2	0
36	XE	65	0	71	2	0
36	a1	171	0	164	19	0
36	aD	171	0	164	19	0

Continued on next page...

Continued from previous page...

Mol	Chain	Non-H	H(model)	H(added)	Clashes	Symm-Clashes
36	aE	171	0	164	19	0
36	b1	820	0	871	33	0
36	bD	820	0	871	35	0
36	bE	820	0	871	30	0
36	c1	820	0	874	55	0
36	cD	765	0	825	63	0
36	cE	765	0	824	38	0
36	d1	195	0	216	20	0
36	dD	195	0	216	24	0
36	dE	195	0	216	24	0
36	h1	125	0	131	8	0
36	hD	125	0	131	7	0
36	hE	125	0	131	6	0
36	iD	55	0	49	3	0
36	iE	55	0	49	3	0
36	x1	65	0	71	7	0
36	xD	65	0	71	7	0
36	xE	65	0	71	7	0
37	A1	55	0	80	3	0
37	AD	55	0	80	4	0
37	AE	55	0	80	2	0
37	D1	55	0	78	4	0
37	DD	55	0	78	4	0
37	DE	55	0	78	3	0
37	a1	55	0	80	3	0
37	aD	55	0	80	1	0
37	aE	55	0	80	2	0
37	d1	55	0	78	3	0
37	dD	55	0	78	3	0
37	dE	55	0	78	5	0
38	A1	46	0	59	6	0
38	AD	46	0	59	6	0
38	AE	46	0	59	7	0
38	B1	38	0	40	1	0
38	BD	38	0	40	1	0
38	BE	38	0	40	1	0
38	C1	54	0	77	0	0
38	CD	54	0	77	0	0
38	CE	54	0	77	0	0
38	D1	34	0	31	1	0
38	DD	34	0	31	1	0
38	DE	34	0	31	1	0

Continued on next page...

Continued from previous page...

Mol	Chain	Non-H	H(model)	H(added)	Clashes	Symm-Clashes
38	L1	86	0	100	9	0
38	LD	86	0	100	10	0
38	LE	86	0	100	9	0
38	c1	54	0	77	0	0
38	cD	54	0	77	0	0
38	cE	54	0	77	1	0
38	d1	34	0	31	1	0
38	dD	34	0	31	1	0
38	dE	34	0	31	1	0
38	h1	35	0	32	2	0
38	hD	35	0	32	2	0
38	hE	35	0	32	2	0
39	A1	36	0	42	6	0
39	AD	36	0	42	7	0
39	AE	36	0	42	7	0
39	B1	51	0	71	3	0
39	BD	51	0	71	3	0
39	BE	51	0	71	3	0
39	C1	102	0	142	1	0
39	CD	102	0	142	1	0
39	CE	102	0	142	1	0
39	D1	51	0	71	1	0
39	DD	51	0	71	1	0
39	DE	51	0	71	1	0
39	J1	27	0	24	0	0
39	JD	27	0	24	0	0
39	JE	27	0	24	0	0
39	M1	36	0	42	0	0
39	MD	36	0	42	0	0
39	ME	36	0	42	0	0
39	T1	36	0	42	1	0
39	TD	36	0	42	1	0
39	TE	36	0	42	1	0
39	a1	87	0	114	4	0
39	aD	87	0	114	4	0
39	aE	87	0	114	4	0
39	b1	51	0	71	2	0
39	bD	51	0	71	2	0
39	bE	51	0	71	2	0
39	d1	51	0	71	13	0
39	dD	51	0	71	13	0
39	dE	51	0	71	13	0

Continued on next page...

Continued from previous page...

Mol	Chain	Non-H	H(model)	H(added)	Clashes	Symm-Clashes
39	j1	27	0	24	1	0
39	jD	27	0	24	1	0
39	jE	27	0	24	1	0
39	m1	36	0	42	10	0
39	mD	36	0	42	10	0
39	mE	36	0	42	10	0
39	t1	36	0	42	5	0
39	tD	36	0	42	5	0
39	tE	36	0	42	5	0
39	y1	51	0	71	8	0
39	yD	51	0	71	8	0
39	yE	51	0	71	8	0
40	A1	59	0	79	0	0
40	AD	59	0	79	0	0
40	AE	59	0	80	0	0
40	B1	72	0	103	23	0
40	BD	83	0	115	31	0
40	BE	83	0	115	40	0
40	C1	24	0	34	15	0
40	CD	24	0	33	23	0
40	D1	71	0	93	5	0
40	DD	71	0	93	5	0
40	DE	71	0	93	5	0
40	a1	35	0	46	1	0
40	b1	83	0	113	3	0
40	bD	83	0	113	3	0
40	bE	107	0	147	3	0
40	cD	24	0	33	33	0
40	cE	24	0	34	19	0
40	d1	71	0	94	8	0
40	dD	71	0	94	8	0
40	dE	71	0	94	8	0
40	i1	24	0	34	0	0
40	iD	24	0	34	0	0
40	iE	24	0	34	0	0
40	j1	35	0	45	1	0
40	jD	35	0	45	1	0
40	jE	35	0	45	1	0
41	A1	4	0	1	0	0
41	AD	4	0	1	0	0
41	AE	4	0	1	0	0
41	a1	4	0	1	1	0

Continued on next page...

Continued from previous page...

Mol	Chain	Non-H	H(model)	H(added)	Clashes	Symm-Clashes
41	aD	4	0	1	0	0
41	aE	4	0	1	0	0
42	A1	38	0	46	1	0
42	AD	38	0	46	1	0
42	AE	38	0	46	3	0
42	B1	49	0	74	3	0
42	BD	49	0	74	3	0
42	BE	49	0	74	4	0
42	D1	98	0	148	5	0
42	DD	98	0	148	5	0
42	DE	98	0	148	5	0
42	a1	38	0	46	6	0
42	aD	38	0	46	6	0
42	aE	38	0	46	6	0
42	d1	98	0	148	3	0
42	dD	98	0	148	3	0
42	dE	98	0	148	3	0
42	e1	40	0	53	1	0
42	eD	40	0	53	1	0
42	eE	40	0	53	1	0
42	l1	49	0	74	3	0
42	lD	49	0	74	3	0
42	lE	49	0	74	1	0
43	B1	120	0	163	15	0
43	BD	120	0	163	13	0
43	BE	120	0	163	12	0
43	C1	80	0	103	6	0
43	CD	120	0	159	9	0
43	CE	80	0	103	5	0
43	D1	40	0	56	1	0
43	DD	40	0	56	1	0
43	DE	40	0	56	1	0
43	I1	40	0	53	5	0
43	ID	40	0	53	6	0
43	IE	40	0	53	7	0
43	X1	40	0	50	4	0
43	XD	40	0	50	3	0
43	XE	40	0	50	3	0
43	Z1	80	0	111	3	0
43	ZD	40	0	55	3	0
43	ZE	80	0	111	5	0
43	b1	120	0	163	15	0

Continued on next page...

Continued from previous page...

Mol	Chain	Non-H	H(model)	H(added)	Clashes	Symm-Clashes
43	bD	120	0	163	14	0
43	bE	120	0	163	13	0
43	c1	80	0	105	36	0
43	cD	80	0	105	32	0
43	cE	80	0	105	37	0
43	d1	40	0	56	2	0
43	dD	40	0	56	2	0
43	dE	40	0	56	2	0
43	h1	40	0	49	3	0
43	hD	40	0	49	3	0
43	hE	40	0	49	3	0
43	i1	40	0	56	11	0
43	iD	40	0	56	11	0
43	iE	40	0	56	11	0
43	k1	40	0	56	4	0
43	kD	40	0	56	5	0
43	kE	40	0	56	2	0
43	z1	40	0	55	1	0
43	zD	40	0	55	2	0
43	zE	40	0	55	2	0
44	C1	109	0	133	5	0
44	CD	109	0	133	5	0
44	CE	109	0	133	6	0
44	H1	62	0	82	5	0
44	HD	62	0	82	6	0
44	HE	62	0	82	5	0
44	J1	62	0	82	2	0
44	JD	62	0	82	2	0
44	JE	62	0	82	2	0
44	c1	171	0	215	10	0
44	cD	171	0	215	10	0
44	cE	171	0	215	11	0
44	h1	62	0	82	4	0
44	hD	62	0	82	4	0
44	hE	62	0	82	4	0
45	A1	64	0	71	1	0
45	D1	64	0	72	3	0
45	DD	122	0	126	34	0
45	DE	128	0	143	22	0
45	a1	52	0	47	6	0
45	aD	64	0	71	1	0
45	aE	56	0	54	5	0

Continued on next page...

Continued from previous page...

Mol	Chain	Non-H	H(model)	H(added)	Clashes	Symm-Clashes
45	d1	64	0	72	3	0
45	dD	52	0	46	9	0
45	dE	56	0	52	7	0
46	D1	1	0	0	0	0
46	DD	1	0	0	0	0
46	DE	1	0	0	0	0
46	d1	1	0	0	0	0
46	dD	1	0	0	0	0
46	dE	1	0	0	0	0
47	E1	43	0	30	0	0
47	ED	43	0	30	0	0
47	EE	43	0	30	0	0
47	V1	43	0	30	2	0
47	VD	43	0	30	2	0
47	VE	43	0	30	2	0
47	f1	43	0	30	0	0
47	fD	43	0	30	0	0
47	fE	43	0	30	0	0
47	v1	43	0	30	2	0
47	vD	43	0	30	2	0
47	vE	43	0	30	2	0
48	K1	1	0	0	0	0
48	KD	1	0	0	0	0
48	KE	1	0	0	0	0
48	U1	1	0	0	0	0
48	UD	1	0	0	0	0
48	UE	1	0	0	0	0
48	V1	1	0	0	0	0
48	VD	1	0	0	0	0
48	VE	1	0	0	0	0
48	k1	1	0	0	0	0
48	kD	1	0	0	0	0
48	kE	1	0	0	0	0
48	u1	1	0	0	0	0
48	uD	1	0	0	0	0
48	uE	1	0	0	0	0
48	v1	1	0	0	0	0
48	vD	1	0	0	0	0
48	vE	1	0	0	0	0
All	All	552008	0	531827	27775	0

The all-atom clashscore is defined as the number of clashes found per 1000 atoms (including hydrogen atoms). The all-atom clashscore for this structure is 26.

All (27775) close contacts within the same asymmetric unit are listed below, sorted by their clash magnitude.

Atom-1	Atom-2	Interatomic distance (Å)	Clash overlap (Å)
32:mC:153:CYS:SG	33:mC:201:CYC:HAC2	1.19	1.76
32:mH:153:CYS:SG	33:mH:201:CYC:HAC2	1.19	1.75
32:m9:153:CYS:SG	33:m9:201:CYC:HAC2	1.19	1.74
32:m7:153:CYS:SG	33:m7:201:CYC:HAC2	1.19	1.73
40:B1:623:LMT:H11	13:i1:1:MET:SD	1.26	1.70
32:mI:153:CYS:SG	33:mI:201:CYC:HAC2	1.19	1.70
40:BD:623:LMT:H11	13:iD:1:MET:SD	1.26	1.70
32:m5:153:CYS:SG	33:m5:201:CYC:HAC2	1.19	1.70
32:m6:153:CYS:SG	33:m6:201:CYC:HAC2	1.19	1.70
32:m8:153:CYS:SG	33:m8:201:CYC:HAC2	1.19	1.70
40:B1:623:LMT:C5'	13:i1:1:MET:HE1	1.22	1.69
32:m3:153:CYS:SG	33:m3:201:CYC:HAC2	1.19	1.69
40:BE:623:LMT:H11	13:iE:1:MET:SD	1.26	1.69
28:EF:140:PHE:CD2	3:ZF:83:ARG:HG3	1.23	1.69
8:CE:122:ARG:HG2	27:ZE:33:TRP:CZ3	1.22	1.68
40:BD:623:LMT:C5'	13:iD:1:MET:HE1	1.22	1.67
8:CD:122:ARG:HG2	27:ZD:33:TRP:CZ3	1.22	1.66
3:IG:112:VAL:HG13	3:IG:116:TYR:CE2	1.13	1.66
3:IL:3:ILE:HD12	3:IL:29:PHE:CD2	1.27	1.66
9:D1:55:VAL:HG21	9:D1:105:CYS:SG	1.10	1.66
33:VB:201:CYC:CBA	4:aB:62:TYR:CE2	1.78	1.66
28:EF:137:MET:SD	3:ZF:83:ARG:HD3	1.34	1.66
32:m2:153:CYS:SG	33:m2:201:CYC:HAC2	1.19	1.65
32:mA:153:CYS:SG	33:mA:201:CYC:HAC2	1.19	1.65
9:DD:55:VAL:HG21	9:DD:105:CYS:SG	1.10	1.65
32:mJ:153:CYS:SG	33:mJ:201:CYC:HAC2	1.19	1.65
1:BJ:237:ARG:HB2	4:1G:62:TYR:CD2	1.15	1.64
28:EK:140:PHE:CD2	3:ZK:83:ARG:HG3	1.23	1.64
8:C1:122:ARG:HG2	27:Z1:33:TRP:CZ3	1.22	1.64
3:IL:112:VAL:HG13	3:IL:116:TYR:CE2	1.13	1.64
8:cD:248:ARG:HG2	8:cD:253:TRP:CH2	1.17	1.64
9:DE:55:VAL:HG21	9:DE:105:CYS:SG	1.10	1.63
40:BE:623:LMT:C5'	13:iE:1:MET:HE1	1.22	1.63
3:NL:68:PRO:HG3	1:B5:194:PHE:CE1	1.10	1.62
4:a4:62:TYR:CE1	33:V4:201:CYC:HAA2	1.29	1.62
9:dD:103:ARG:HD3	10:eD:76:ILE:CG2	1.23	1.62
9:d1:103:ARG:HD3	10:e1:76:ILE:CG2	1.23	1.62
1:B7:203:VAL:HG23	3:wB:77:MET:CE	1.29	1.62
18:OD:168:THR:HG23	18:oE:168:THR:CG2	1.25	1.61
28:EK:137:MET:SD	3:ZK:83:ARG:HD3	1.34	1.61

Continued on next page...

Continued from previous page...

Atom-1	Atom-2	Interatomic distance (Å)	Clash overlap (Å)
3:IL:101:VAL:HG13	3:IL:155:TYR:CE2	1.27	1.61
32:g9:65:GLN:CB	1:B9:199:TRP:CZ2	1.83	1.61
40:BE:623:LMT:H1'	13:iE:1:MET:SD	1.35	1.61
9:dE:103:ARG:HD3	10:eE:76:ILE:CG2	1.23	1.60
40:BE:623:LMT:H5'	13:iE:1:MET:CE	1.23	1.60
40:BD:623:LMT:H1'	13:iD:1:MET:SD	1.35	1.59
3:oB:23:LEU:CD1	4:pB:38:VAL:HG23	1.17	1.59
40:B1:623:LMT:H1'	13:i1:1:MET:SD	1.35	1.59
1:B7:215:ALA:CB	3:oB:79:ALA:HB1	1.17	1.59
3:IG:3:ILE:HD12	3:IG:29:PHE:CD2	1.12	1.58
7:BE:495:PHE:CB	7:BE:503:THR:HG23	1.22	1.58
6:A1:135:TYR:CE1	13:I1:31:ASN:ND2	1.72	1.58
8:c1:99:PHE:CZ	15:k1:14:TYR:HE2	1.21	1.57
2:CB:74:ARG:CA	27:zD:30:PRO:HB2	1.27	1.57
7:BD:495:PHE:CB	7:BD:503:THR:HG23	1.22	1.57
4:a4:62:TYR:CD1	33:V4:201:CYC:HAA2	1.40	1.57
8:cD:99:PHE:CZ	15:kD:14:TYR:HE2	1.21	1.57
3:o4:23:LEU:CD1	4:p4:38:VAL:HG23	1.17	1.57
1:B7:215:ALA:HB1	3:oB:79:ALA:CB	1.34	1.57
8:cE:99:PHE:CZ	15:kE:14:TYR:HE2	1.21	1.57
4:hF:85:LEU:HD23	33:hF:201:CYC:CBC	1.10	1.57
40:BD:623:LMT:H5'	13:iD:1:MET:CE	1.23	1.56
7:BE:73:GLN:CB	7:BE:88:PRO:HB3	1.35	1.56
24:VE:151:ARG:CD	24:VE:154:GLN:CB	1.82	1.56
8:cD:192:ASN:CB	40:cD:501:LMT:C6'	1.75	1.56
2:CB:502:ILE:HD11	4:aK:79:ALA:CB	1.32	1.56
32:g9:65:GLN:CB	1:B9:199:TRP:CH2	1.80	1.56
1:B5:226:LYS:HD3	3:4L:66:VAL:CG1	1.24	1.56
3:ZF:126:VAL:HG22	33:ZF:201:CYC:C3C	1.11	1.56
28:BG:119:THR:CB	4:MG:151:ILE:CD1	1.81	1.56
2:CB:74:ARG:HA	27:zD:30:PRO:CB	1.32	1.55
7:BD:73:GLN:CB	7:BD:88:PRO:HB3	1.35	1.55
18:OD:168:THR:HG23	18:oE:168:THR:CB	1.29	1.55
28:EK:140:PHE:CE2	3:ZK:83:ARG:HG3	1.40	1.55
3:ZK:126:VAL:HG22	33:ZK:201:CYC:C3C	1.11	1.55
7:B1:495:PHE:CB	7:B1:503:THR:HG23	1.22	1.55
1:B3:215:ALA:CB	3:o4:79:ALA:HB1	1.26	1.55
24:VD:151:ARG:CD	24:VD:154:GLN:CB	1.82	1.55
8:CE:122:ARG:CG	27:ZE:33:TRP:CZ3	1.84	1.55
3:ZF:126:VAL:CG2	33:ZF:201:CYC:C3C	1.78	1.55
18:OD:168:THR:CG2	18:oE:168:THR:CB	1.81	1.54

Continued on next page...

Continued from previous page...

Atom-1	Atom-2	Interatomic distance (Å)	Clash overlap (Å)
6:AE:210:LEU:CD1	45:DE:401:PHO:C1D	1.84	1.54
28:BL:119:THR:CB	4:ML:151:ILE:CD1	1.81	1.54
4:a4:62:TYR:CD2	33:V4:201:CYC:HBA1	1.01	1.54
7:BD:79:SER:HB3	7:BD:84:VAL:CB	1.34	1.54
24:VE:151:ARG:HD2	24:VE:154:GLN:CB	1.15	1.54
3:NL:68:PRO:CG	1:B5:194:PHE:CE1	1.82	1.54
6:A1:135:TYR:CZ	13:I1:31:ASN:HB2	1.37	1.54
2:BB:123:GLY:H	12:HD:21:VAL:CG1	1.20	1.54
8:CD:122:ARG:CG	27:ZD:33:TRP:CZ3	1.84	1.54
18:OD:168:THR:CG2	18:oE:168:THR:CG2	1.83	1.54
28:EK:117:PHE:CZ	28:EK:121:TYR:HB2	1.36	1.54
8:cD:259:LEU:HD11	36:cD:510:CLA:C1D	1.30	1.54
7:B1:73:GLN:CB	7:B1:88:PRO:HB3	1.35	1.54
1:B9:206:PHE:HA	4:tB:62:TYR:CE2	1.40	1.54
4:hF:85:LEU:CD2	33:hF:201:CYC:HBC3	1.34	1.54
40:BE:623:LMT:H1'	13:iE:1:MET:CE	1.19	1.54
8:CE:59:VAL:C	15:KE:10:LEU:HD23	1.23	1.54
8:C1:122:ARG:CG	27:Z1:33:TRP:CZ3	1.84	1.54
28:EF:117:PHE:CZ	28:EF:121:TYR:HB2	1.36	1.53
8:C1:59:VAL:CG1	15:K1:10:LEU:HD22	1.36	1.53
24:V1:151:ARG:HD2	24:V1:154:GLN:CB	1.15	1.53
8:CE:59:VAL:CG1	15:KE:10:LEU:HD22	1.35	1.53
6:AD:210:LEU:CD1	45:DD:401:PHO:C1D	1.78	1.53
24:VD:151:ARG:HD2	24:VD:154:GLN:CB	1.15	1.53
28:BG:119:THR:HB	4:MG:151:ILE:CD1	1.33	1.53
2:C4:502:ILE:HD11	4:aF:79:ALA:CB	1.34	1.53
1:B5:236:THR:CB	3:4L:83:ARG:CD	1.85	1.53
4:hK:85:LEU:HD23	33:hK:201:CYC:CBC	1.10	1.53
28:EF:140:PHE:CE2	3:ZF:83:ARG:HG3	1.40	1.53
3:IG:70:GLY:N	3:IG:73:TYR:CE2	1.76	1.53
3:NL:68:PRO:CD	1:B5:194:PHE:CZ	1.92	1.53
40:BD:623:LMT:H1'	13:iD:1:MET:CE	1.19	1.52
40:B1:623:LMT:H5'	13:i1:1:MET:CE	1.23	1.52
3:OB:52:LYS:CB	1:B9:231:PRO:HB3	1.36	1.52
3:ZK:126:VAL:CG2	33:ZK:201:CYC:C3C	1.78	1.52
24:V1:151:ARG:CD	24:V1:154:GLN:CB	1.82	1.52
40:BD:623:LMT:C1'	13:iD:1:MET:CE	1.88	1.52
1:B7:203:VAL:CG2	3:wB:77:MET:HE1	1.36	1.52
40:B1:623:LMT:C1'	13:i1:1:MET:CE	1.88	1.52
8:CD:59:VAL:C	15:KD:10:LEU:HD23	1.23	1.51
40:BE:623:LMT:C1'	13:iE:1:MET:HE1	1.36	1.51

Continued on next page...

Continued from previous page...

Atom-1	Atom-2	Interatomic distance (Å)	Clash overlap (Å)
8:CE:59:VAL:CG2	15:KE:10:LEU:CB	1.86	1.51
8:C1:59:VAL:HG13	15:K1:10:LEU:CD2	1.40	1.51
8:CD:59:VAL:CG2	15:KD:10:LEU:CB	1.86	1.51
1:B5:226:LYS:CD	3:4L:66:VAL:CG1	1.84	1.51
8:CD:59:VAL:CG1	15:KD:10:LEU:HD22	1.36	1.51
3:IL:70:GLY:N	3:IL:73:TYR:CE2	1.76	1.51
8:C1:59:VAL:CG2	15:K1:10:LEU:HB2	1.40	1.51
40:B1:623:LMT:H1'	13:i1:1:MET:CE	1.19	1.51
2:C4:460:ILE:HD11	2:C4:483:ARG:NH2	1.23	1.50
8:C1:59:VAL:CG2	15:K1:10:LEU:CB	1.86	1.50
3:oB:23:LEU:HD11	4:pB:38:VAL:CG2	1.37	1.50
8:CD:59:VAL:CG2	15:KD:10:LEU:HB2	1.40	1.50
2:CB:460:ILE:HD11	2:CB:483:ARG:NH2	1.23	1.50
8:CD:59:VAL:HG13	15:KD:10:LEU:CD2	1.40	1.50
3:IL:3:ILE:HD12	3:IL:29:PHE:CE2	1.46	1.50
1:B5:236:THR:HB	3:4L:83:ARG:CD	1.03	1.50
1:B7:230:ARG:HH12	32:c9:10:SER:C	1.14	1.50
8:CE:59:VAL:CG2	15:KE:10:LEU:HB2	1.40	1.50
28:BL:119:THR:CG2	4:ML:151:ILE:CD1	1.90	1.50
3:o4:23:LEU:HD11	4:p4:38:VAL:CG2	1.37	1.50
8:C1:59:VAL:C	15:K1:10:LEU:HD23	1.24	1.49
13:i1:15:PHE:CE1	43:i1:101:BCR:H332	1.46	1.49
43:c1:515:BCR:HC21	13:i1:24:LEU:CD2	1.42	1.49
40:B1:623:LMT:C1'	13:i1:1:MET:HE1	1.36	1.49
40:BD:623:LMT:C1'	13:iD:1:MET:HE1	1.36	1.49
28:BG:119:THR:CG2	4:MG:151:ILE:CD1	1.90	1.49
6:aD:261:GLN:CD	7:bD:492:TRP:HE1	1.19	1.49
1:B2:197:VAL:CB	3:X4:60:GLN:CB	1.88	1.48
7:BD:79:SER:CB	7:BD:84:VAL:HB	1.38	1.48
8:CE:59:VAL:HG13	15:KE:10:LEU:CD2	1.40	1.48
3:IG:101:VAL:HG13	3:IG:155:TYR:CE2	1.47	1.48
43:cD:515:BCR:HC21	13:iD:24:LEU:CD2	1.42	1.48
17:MD:32:ARG:CZ	17:mD:36:GLU:HG3	1.42	1.48
18:OD:168:THR:CG2	18:oE:168:THR:HG23	1.38	1.48
17:ME:32:ARG:CZ	17:mE:36:GLU:HG3	1.42	1.48
6:a1:35:ILE:HG21	13:i1:18:LEU:CD2	1.41	1.48
3:IG:83:ARG:HG2	3:IG:87:TYR:CE2	1.49	1.48
24:V1:151:ARG:CD	24:V1:154:GLN:CG	1.91	1.48
4:a4:62:TYR:CD2	33:V4:201:CYC:CBA	1.97	1.48
6:aD:35:ILE:HG21	13:iD:18:LEU:CD2	1.41	1.48
13:iD:15:PHE:CE1	43:iD:102:BCR:H332	1.45	1.48

Continued on next page...

Continued from previous page...

Atom-1	Atom-2	Interatomic distance (Å)	Clash overlap (Å)
4:hK:85:LEU:CD2	33:hK:201:CYC:HBC3	1.34	1.48
3:IG:112:VAL:HG13	3:IG:116:TYR:CD2	1.49	1.47
17:M1:32:ARG:CZ	17:m1:36:GLU:HG3	1.42	1.47
1:B9:206:PHE:HA	4:tB:62:TYR:CD2	1.49	1.47
33:VB:201:CYC:HAA2	4:aB:62:TYR:CE1	1.49	1.47
3:IG:4:VAL:CG1	3:IG:8:ILE:CD1	1.91	1.47
3:IL:3:ILE:CD1	3:IL:29:PHE:CD2	1.94	1.47
43:c1:515:BCR:C2	13:i1:24:LEU:HD21	1.42	1.47
24:VD:151:ARG:CD	24:VD:154:GLN:CG	1.91	1.47
32:c2:10:SER:C	1:B3:230:ARG:HH12	1.20	1.47
43:cD:515:BCR:C2	13:iD:24:LEU:HD21	1.42	1.47
6:aE:35:ILE:HG21	13:iE:18:LEU:CD2	1.41	1.47
43:cE:515:BCR:HC21	13:iE:24:LEU:CD2	1.42	1.47
28:EF:140:PHE:CE2	3:ZF:83:ARG:CG	1.97	1.46
9:dD:120:PHE:CE2	36:dD:403:CLA:H122	1.48	1.46
43:cE:515:BCR:C2	13:iE:24:LEU:HD21	1.42	1.46
9:dE:120:PHE:CE2	36:dE:403:CLA:H122	1.48	1.46
7:BE:75:TRP:CE3	7:BE:94:GLU:HG2	1.47	1.46
1:BJ:237:ARG:CB	4:1G:62:TYR:CD2	1.96	1.46
8:c1:128:GLU:CA	8:c1:135:GLY:HA2	1.42	1.46
1:B5:236:THR:CB	3:4L:83:ARG:HD3	1.37	1.46
2:BB:549:VAL:CG2	3:4L:107:ILE:HD11	1.42	1.46
3:IL:84:ASP:OD1	33:IL:201:CYC:CHB	1.63	1.46
13:iE:15:PHE:CE1	43:iE:102:BCR:H332	1.46	1.46
3:IG:84:ASP:OD1	33:IG:201:CYC:CHB	1.63	1.46
28:BL:119:THR:HB	4:ML:151:ILE:CD1	1.33	1.46
1:B7:230:ARG:NH1	32:c9:10:SER:CB	1.78	1.46
2:CB:70:ARG:CZ	27:zD:35:GLN:HE21	1.27	1.45
24:VE:151:ARG:CG	24:VE:154:GLN:HB2	1.42	1.45
4:IF:57:ALA:HA	4:IF:61:LEU:CD2	1.43	1.45
1:BI:195:PRO:HG3	32:gI:72:ASN:CB	1.45	1.45
3:IL:112:VAL:HG13	3:IL:116:TYR:CD2	1.49	1.45
7:BE:94:GLU:CD	40:BE:622:LMT:H32	1.41	1.45
28:EK:140:PHE:CE2	3:ZK:83:ARG:CG	1.97	1.45
3:IL:4:VAL:CG1	3:IL:8:ILE:CD1	1.91	1.45
9:d1:120:PHE:CE2	36:d1:403:CLA:H122	1.48	1.45
24:VD:151:ARG:CG	24:VD:154:GLN:HB2	1.42	1.45
24:VE:151:ARG:CD	24:VE:154:GLN:CG	1.91	1.45
4:MK:121:VAL:HG22	33:MK:201:CYC:C2D	1.45	1.45
32:g2:72:ASN:OD1	1:B2:195:PRO:CG	1.65	1.45
18:OD:168:THR:CB	18:oE:168:THR:CG2	1.95	1.45

Continued on next page...

Continued from previous page...

Atom-1	Atom-2	Interatomic distance (Å)	Clash overlap (Å)
3:JK:52:LYS:NZ	1:B8:228:VAL:HB	1.29	1.45
32:gA:151:GLY:HA3	33:gA:302:CYC:CMD	1.47	1.45
32:eC:153:CYS:SG	33:eC:202:CYC:H2C	1.57	1.44
2:C4:153:SER:HB2	8:cE:126:VAL:CG1	1.43	1.44
32:e2:153:CYS:SG	33:e2:202:CYC:H2C	1.57	1.44
2:B4:460:ILE:HD11	2:B4:483:ARG:NH2	1.23	1.44
32:e6:153:CYS:SG	33:e6:202:CYC:H2C	1.57	1.44
32:g7:151:GLY:HA3	33:g7:201:CYC:CMD	1.47	1.44
32:eA:153:CYS:SG	33:eA:202:CYC:H2C	1.57	1.44
32:eI:153:CYS:SG	33:eI:202:CYC:H2C	1.57	1.44
2:BB:123:GLY:N	12:HD:21:VAL:HG12	1.18	1.44
24:V1:151:ARG:CG	24:V1:154:GLN:HB2	1.42	1.44
32:g9:151:GLY:HA3	33:g9:201:CYC:CMD	1.47	1.44
32:e7:153:CYS:SG	33:e7:202:CYC:H2C	1.57	1.44
32:gI:151:GLY:HA3	33:gI:302:CYC:CMD	1.47	1.44
2:BB:460:ILE:HD11	2:BB:483:ARG:NH2	1.23	1.43
9:DE:55:VAL:CG2	9:DE:105:CYS:SG	2.07	1.43
32:g5:151:GLY:HA3	33:g5:201:CYC:CMD	1.47	1.43
3:IG:105:GLU:CG	3:IG:155:TYR:OH	1.67	1.43
8:C1:59:VAL:HG22	15:K1:10:LEU:CB	0.97	1.43
32:g3:151:GLY:HA3	33:g3:201:CYC:CMD	1.47	1.43
8:CD:59:VAL:HG22	15:KD:10:LEU:CB	0.97	1.43
28:BG:131:ARG:CD	4:JG:61:LEU:O	1.66	1.43
3:IG:83:ARG:O	3:IG:87:TYR:CD2	1.71	1.43
3:IG:83:ARG:CG	3:IG:87:TYR:HE2	1.30	1.43
32:g6:151:GLY:HA3	33:g6:201:CYC:CMD	1.47	1.43
8:CE:59:VAL:HG22	15:KE:10:LEU:CB	0.97	1.43
3:NL:75:GLU:CG	1:B5:197:VAL:HG11	1.49	1.43
11:fD:8:GLN:CD	11:fD:9:PRO:HD2	1.42	1.43
32:gJ:151:GLY:HA3	33:gJ:201:CYC:CMD	1.47	1.43
2:CB:153:SER:CB	8:cD:126:VAL:HG12	0.96	1.42
8:c1:265:ALA:CB	36:c1:502:CLA:H141	1.46	1.42
32:g2:151:GLY:HA3	33:g2:201:CYC:CMD	1.47	1.42
32:e9:153:CYS:SG	33:e9:202:CYC:H2C	1.57	1.42
32:eH:153:CYS:SG	33:eH:202:CYC:H2C	1.57	1.42
32:gH:151:GLY:HA3	33:gH:201:CYC:CMD	1.47	1.42
32:eJ:153:CYS:SG	33:eJ:202:CYC:H2C	1.57	1.42
9:DD:55:VAL:CG2	9:DD:105:CYS:SG	2.07	1.42
4:MF:121:VAL:HG22	33:MF:201:CYC:C2D	1.45	1.42
28:EK:117:PHE:CD1	28:EK:118:ALA:N	1.86	1.42
31:h7:84:CYS:SG	33:h7:201:CYC:HAC2	1.60	1.42

Continued on next page...

Continued from previous page...

Atom-1	Atom-2	Interatomic distance (Å)	Clash overlap (Å)
3:IG:3:ILE:CD1	3:IG:29:PHE:CD2	2.02	1.42
32:e5:153:CYS:SG	33:e5:202:CYC:H2C	1.57	1.42
8:cE:192:ASN:CB	40:cE:501:LMT:C6'	1.96	1.42
31:hI:84:CYS:SG	33:hI:201:CYC:HAC2	1.60	1.42
6:AE:190:HIS:CA	8:CE:398:ILE:HD12	1.48	1.42
24:VE:151:ARG:CD	24:VE:154:GLN:HG2	1.46	1.42
32:e3:153:CYS:SG	33:e3:202:CYC:H2C	1.57	1.42
2:B4:549:VAL:CG2	3:4G:107:ILE:HD11	1.45	1.42
32:gC:151:GLY:HA3	33:gC:302:CYC:CMD	1.47	1.42
3:NG:75:GLU:CG	1:BJ:197:VAL:HG11	1.03	1.41
24:V1:151:ARG:CD	24:V1:154:GLN:HG2	1.46	1.41
32:e8:153:CYS:SG	33:e8:202:CYC:H2C	1.57	1.41
8:cE:247:ALA:O	8:cE:253:TRP:CH2	1.73	1.41
7:BE:246:PHE:HE1	7:BE:250:PHE:CE2	1.36	1.41
28:BL:131:ARG:CD	4:JL:61:LEU:O	1.66	1.41
6:A1:190:HIS:CA	8:C1:398:ILE:HD12	1.48	1.41
6:AD:190:HIS:CA	8:CD:398:ILE:HD12	1.48	1.41
8:c1:263:LEU:HD12	8:c1:428:HIS:N	1.18	1.41
4:LG:79:ALA:CB	2:B4:502:ILE:HD11	1.50	1.41
1:BH:205:ARG:NH2	3:dF:83:ARG:HG3	1.32	1.41
8:c1:99:PHE:CZ	15:k1:14:TYR:CE2	2.08	1.41
31:h3:84:CYS:SG	33:h3:201:CYC:HAC2	1.60	1.41
3:NL:68:PRO:HD2	1:B5:194:PHE:CZ	1.50	1.41
32:g8:151:GLY:HA3	33:g8:201:CYC:CMD	1.47	1.41
31:h9:84:CYS:SG	33:h9:201:CYC:HAC2	1.60	1.41
8:cD:99:PHE:CZ	15:kD:14:TYR:CE2	2.08	1.41
8:cE:99:PHE:CZ	15:kE:14:TYR:CE2	2.08	1.41
31:hJ:84:CYS:SG	33:hJ:201:CYC:HAC2	1.60	1.41
24:VD:151:ARG:CD	24:VD:154:GLN:HG2	1.46	1.40
1:BI:206:PHE:CE1	3:u4:76:GLU:HG3	1.55	1.40
9:d1:79:SER:O	9:d1:111:TRP:CD1	1.74	1.40
31:h2:84:CYS:SG	33:h2:201:CYC:HAC2	1.60	1.40
2:C4:148:ARG:HH11	8:cE:13:ARG:CZ	1.32	1.40
31:h5:84:CYS:SG	33:h5:201:CYC:HAC2	1.60	1.40
3:IL:112:VAL:CG1	3:IL:116:TYR:CE2	2.05	1.40
31:h8:84:CYS:SG	33:h8:201:CYC:HAC2	1.60	1.40
4:MK:121:VAL:HG22	33:MK:201:CYC:CMD	1.51	1.40
8:cD:192:ASN:HB3	40:cD:501:LMT:C6'	0.95	1.40
7:BD:246:PHE:HE1	7:BD:250:PHE:CE2	1.36	1.40
9:D1:55:VAL:CG2	9:D1:105:CYS:SG	2.07	1.40
31:h6:84:CYS:SG	33:h6:201:CYC:HAC2	1.60	1.40

Continued on next page...

Continued from previous page...

Atom-1	Atom-2	Interatomic distance (Å)	Clash overlap (Å)
2:CB:151:ASN:HD22	8:cD:125:GLU:CB	1.32	1.40
28:EF:117:PHE:CD1	28:EF:118:ALA:N	1.86	1.40
2:C4:154:ARG:C	8:cE:10:LEU:HD23	1.46	1.40
1:B6:209:GLN:HG3	4:zB:58:LYS:NZ	1.35	1.40
31:hA:84:CYS:SG	33:hA:201:CYC:HAC2	1.60	1.40
8:cD:248:ARG:CG	8:cD:253:TRP:CH2	2.03	1.40
4:YK:84:ASP:CG	33:YK:201:CYC:HHB	1.47	1.39
40:B1:623:LMT:C1	13:i1:1:MET:SD	2.10	1.39
1:B5:239:ALA:HB3	4:1L:63:SER:CB	1.50	1.39
1:B7:203:VAL:CG2	3:wB:77:MET:CE	1.88	1.39
31:hC:84:CYS:SG	33:hC:201:CYC:HAC2	1.60	1.39
24:V1:151:ARG:HD3	24:V1:154:GLN:CG	1.47	1.39
32:g2:72:ASN:CG	1:B2:195:PRO:HG3	1.47	1.39
4:a4:62:TYR:CG	33:V4:201:CYC:HBA1	1.57	1.39
7:bD:161:LEU:CD2	8:cE:194:LEU:HD23	1.49	1.39
3:XB:61:LYS:HZ2	1:B9:197:VAL:CG2	1.32	1.39
40:BD:623:LMT:C1	13:iD:1:MET:SD	2.10	1.39
7:BE:75:TRP:CZ3	7:BE:94:GLU:HG2	1.57	1.39
3:IG:112:VAL:CG1	3:IG:116:TYR:CE2	2.05	1.39
7:B1:73:GLN:CG	7:B1:88:PRO:HB3	1.50	1.39
7:B1:246:PHE:HE1	7:B1:250:PHE:CE2	1.36	1.39
31:hH:84:CYS:SG	33:hH:201:CYC:HAC2	1.60	1.39
4:a4:62:TYR:CE2	33:V4:201:CYC:CBA	2.05	1.39
4:MK:121:VAL:CG2	33:MK:201:CYC:C2D	2.01	1.39
1:B3:215:ALA:HB1	3:o4:79:ALA:CB	1.50	1.39
1:B7:227:GLN:CD	32:c9:15:ARG:HG2	1.46	1.39
9:dD:79:SER:O	9:dD:111:TRP:CD1	1.74	1.39
6:AE:190:HIS:HA	8:CE:398:ILE:CD1	1.50	1.38
32:e8:153:CYS:SG	33:e8:202:CYC:HAC2	1.63	1.38
32:eI:153:CYS:SG	33:eI:202:CYC:HAC2	1.63	1.38
6:AD:190:HIS:HA	8:CD:398:ILE:CD1	1.50	1.38
7:BD:73:GLN:CG	7:BD:88:PRO:HB3	1.50	1.38
40:BE:623:LMT:C1'	13:iE:1:MET:CE	1.88	1.38
40:BE:623:LMT:C1	13:iE:1:MET:SD	2.10	1.38
8:CE:122:ARG:CD	27:ZE:33:TRP:CZ3	2.07	1.38
3:IG:62:ARG:HG3	3:IG:128:GLU:OE1	1.21	1.38
1:BI:195:PRO:CB	32:gI:121:GLY:O	1.69	1.38
32:e7:153:CYS:SG	33:e7:202:CYC:HAC2	1.63	1.38
32:eA:153:CYS:SG	33:eA:202:CYC:HAC2	1.63	1.38
1:BI:240:LEU:C	4:a4:64:ASP:HB3	1.48	1.38
6:A1:190:HIS:HA	8:C1:398:ILE:CD1	1.50	1.38

Continued on next page...

Continued from previous page...

Atom-1	Atom-2	Interatomic distance (Å)	Clash overlap (Å)
1:B2:235:VAL:HG12	3:O4:82:LEU:CD2	1.53	1.38
32:m9:153:CYS:SG	33:m9:201:CYC:CAC	2.12	1.38
24:VD:151:ARG:HD3	24:VD:154:GLN:CG	1.47	1.38
7:BE:73:GLN:CG	7:BE:88:PRO:HB3	1.50	1.38
32:e3:153:CYS:SG	33:e3:202:CYC:HAC2	1.63	1.38
4:a4:62:TYR:CE2	33:V4:201:CYC:HBA1	1.58	1.38
32:e5:153:CYS:SG	33:e5:202:CYC:HAC2	1.63	1.37
32:m5:153:CYS:SG	33:m5:201:CYC:CAC	2.12	1.37
33:VB:201:CYC:CBA	4:aB:62:TYR:CD2	2.05	1.37
7:b1:161:LEU:CD2	8:cD:194:LEU:HD23	1.55	1.37
4:r4:154:ASP:CB	2:B4:721:LEU:CD1	2.03	1.37
8:CD:122:ARG:CD	27:ZD:33:TRP:CZ3	2.07	1.37
2:C4:154:ARG:C	8:cE:10:LEU:CD2	1.96	1.37
32:e6:153:CYS:SG	33:e6:202:CYC:HAC2	1.63	1.37
32:m6:153:CYS:SG	33:m6:201:CYC:CAC	2.12	1.37
8:cD:258:TYR:CB	36:cD:510:CLA:CMD	2.00	1.37
9:dE:79:SER:O	9:dE:111:TRP:CD1	1.74	1.37
32:eH:153:CYS:SG	33:eH:202:CYC:HAC2	1.63	1.37
2:BB:721:LEU:CD1	4:rB:154:ASP:CB	2.03	1.37
8:c1:265:ALA:HB1	36:c1:502:CLA:C14	1.51	1.37
32:e2:153:CYS:SG	33:e2:202:CYC:HAC2	1.63	1.37
2:C4:148:ARG:HH11	8:cE:13:ARG:NH1	1.21	1.37
32:mJ:153:CYS:SG	33:mJ:201:CYC:CAC	2.12	1.37
4:MF:121:VAL:HG22	33:MF:201:CYC:CMD	1.51	1.37
28:BG:125:LYS:CA	4:JG:135:GLU:OE2	1.72	1.37
28:BL:136:ASN:ND2	29:QL:65:GLU:CB	1.87	1.37
3:NL:68:PRO:CG	1:B5:194:PHE:CZ	2.03	1.37
4:a4:72:MET:CE	33:a4:201:CYC:CHD	2.00	1.37
32:m7:153:CYS:SG	33:m7:201:CYC:CAC	2.12	1.37
39:dE:411:LMG:O6	11:fE:40:GLN:NE2	1.58	1.37
2:CB:731:VAL:CG1	2:CB:735:ARG:HD3	1.54	1.36
4:YF:84:ASP:CG	33:YF:201:CYC:HHB	1.47	1.36
32:e9:153:CYS:SG	33:e9:202:CYC:HAC2	1.63	1.36
39:dD:411:LMG:O6	11:fD:40:GLN:NE2	1.58	1.36
32:eJ:153:CYS:SG	33:eJ:202:CYC:HAC2	1.63	1.36
1:BI:209:GLN:HG3	4:z4:58:LYS:NZ	1.35	1.36
32:m3:153:CYS:SG	33:m3:201:CYC:CAC	2.12	1.36
32:eC:153:CYS:SG	33:eC:202:CYC:HAC2	1.63	1.36
4:hF:76:ARG:NH1	33:hF:201:CYC:O1D	1.59	1.36
2:BB:460:ILE:CD1	2:BB:483:ARG:NH2	1.89	1.36
24:VE:151:ARG:HD3	24:VE:154:GLN:CG	1.47	1.36

Continued on next page...

Continued from previous page...

Atom-1	Atom-2	Interatomic distance (Å)	Clash overlap (Å)
32:m8:153:CYS:SG	33:m8:201:CYC:CAC	2.12	1.36
32:mC:153:CYS:SG	33:mC:201:CYC:CAC	2.12	1.36
1:BC:230:ARG:NH1	32:cI:10:SER:HB2	1.36	1.36
4:MF:121:VAL:CG2	33:MF:201:CYC:C2D	2.01	1.36
4:aB:72:MET:CE	33:aB:201:CYC:CHD	2.00	1.36
28:BG:119:THR:CB	4:MG:151:ILE:HD11	1.46	1.35
39:d1:411:LMG:O6	11:f1:40:GLN:NE2	1.58	1.35
9:dE:120:PHE:CE2	36:dE:403:CLA:H152	1.58	1.35
3:JF:52:LYS:NZ	1:BH:228:VAL:C	1.83	1.35
3:IG:90:ARG:NE	4:JG:18:TYR:CE1	1.91	1.35
28:BL:119:THR:CB	4:ML:151:ILE:HD11	1.46	1.35
8:C1:122:ARG:CD	27:Z1:33:TRP:CZ3	2.07	1.35
4:z4:1:MET:HG2	2:B4:737:GLN:NE2	1.41	1.35
8:cD:256:GLU:O	8:cD:258:TYR:N	1.59	1.35
3:IL:101:VAL:CG1	3:IL:155:TYR:CE2	2.07	1.35
1:B5:239:ALA:N	4:1L:62:TYR:O	1.59	1.35
32:mA:153:CYS:SG	33:mA:201:CYC:CAC	2.12	1.35
7:BE:495:PHE:CG	7:BE:503:THR:CG2	2.05	1.35
3:IG:3:ILE:HD12	3:IG:29:PHE:CE2	1.59	1.35
32:m2:153:CYS:SG	33:m2:201:CYC:CAC	2.12	1.35
9:dD:120:PHE:CE2	36:dD:403:CLA:H152	1.58	1.35
32:mI:153:CYS:SG	33:mI:201:CYC:CAC	2.12	1.35
2:BB:737:GLN:NE2	4:zB:1:MET:HG2	1.41	1.35
3:XB:82:LEU:CD2	1:B7:235:VAL:CA	1.87	1.35
6:AE:190:HIS:CA	8:CE:398:ILE:CD1	2.03	1.35
3:JF:52:LYS:HZ1	1:BH:228:VAL:C	1.34	1.35
28:EK:131:ARG:HD2	4:YK:61:LEU:O	1.22	1.35
28:BL:125:LYS:CA	4:JL:135:GLU:OE2	1.72	1.35
7:B1:495:PHE:CG	7:B1:503:THR:CG2	2.05	1.35
9:d1:89:LEU:HB2	9:d1:91:PHE:CE1	1.60	1.35
3:o4:83:ARG:CD	3:o4:84:ASP:H	1.40	1.35
2:BB:502:ILE:HD11	4:LL:79:ALA:CB	1.54	1.34
2:CB:460:ILE:CD1	2:CB:483:ARG:NH2	1.89	1.34
28:EK:117:PHE:CE1	28:EK:118:ALA:C	2.05	1.34
2:B4:460:ILE:CD1	2:B4:483:ARG:NH2	1.89	1.34
9:dD:103:ARG:CD	10:eD:76:ILE:HG21	1.56	1.34
28:BG:145:ARG:N	3:KG:75:GLU:OE2	1.59	1.34
2:C4:731:VAL:CG1	2:C4:735:ARG:HD3	1.54	1.34
8:cD:254:SER:O	8:cD:257:ALA:HB2	1.23	1.34
9:dE:103:ARG:CD	10:eE:76:ILE:HG21	1.56	1.34
32:mH:153:CYS:SG	33:mH:201:CYC:CAC	2.12	1.34

Continued on next page...

Continued from previous page...

Atom-1	Atom-2	Interatomic distance (Å)	Clash overlap (Å)
6:AD:190:HIS:CA	8:CD:398:ILE:CD1	2.03	1.34
7:B1:73:GLN:HB3	7:B1:88:PRO:CB	1.56	1.34
1:B9:198:ILE:CG2	1:B9:199:TRP:H	1.31	1.34
7:BD:73:GLN:HB3	7:BD:88:PRO:CB	1.56	1.34
28:EF:117:PHE:CD1	28:EF:119:THR:N	1.96	1.34
9:d1:103:ARG:CD	10:e1:76:ILE:HG21	1.56	1.34
3:o4:83:ARG:HD3	3:o4:84:ASP:N	1.41	1.34
2:C4:153:SER:CB	8:cE:126:VAL:HG12	1.57	1.34
31:hC:84:CYS:SG	33:hC:201:CYC:CAC	2.16	1.34
9:dE:89:LEU:HB2	9:dE:91:PHE:CE1	1.60	1.34
7:BE:94:GLU:OE1	40:BE:622:LMT:H52	1.21	1.34
6:A1:190:HIS:CA	8:C1:398:ILE:CD1	2.03	1.34
9:d1:120:PHE:CE2	36:d1:403:CLA:H152	1.58	1.34
31:h7:84:CYS:SG	33:h7:201:CYC:CAC	2.16	1.34
9:dD:89:LEU:HB2	9:dD:91:PHE:CE1	1.60	1.34
2:CB:153:SER:HB2	8:cD:126:VAL:CG1	0.88	1.33
7:BE:73:GLN:HB3	7:BE:88:PRO:CB	1.56	1.33
3:IL:90:ARG:NE	4:JL:18:TYR:CE1	1.91	1.33
9:d1:89:LEU:O	9:d1:91:PHE:CD1	1.79	1.33
31:h3:84:CYS:SG	33:h3:201:CYC:CAC	2.16	1.33
31:hA:84:CYS:SG	33:hA:201:CYC:CAC	2.16	1.33
1:BC:240:LEU:HA	4:P4:67:ARG:NH2	1.41	1.33
2:CB:549:VAL:CG2	3:JK:107:ILE:HD11	1.57	1.33
1:BI:205:ARG:HB3	3:u4:76:GLU:CB	1.57	1.33
28:EK:117:PHE:CE2	28:EK:121:TYR:CD2	2.17	1.33
28:BL:145:ARG:N	3:KL:75:GLU:OE2	1.59	1.33
9:dE:89:LEU:O	9:dE:91:PHE:CD1	1.80	1.33
7:BD:495:PHE:CG	7:BD:503:THR:CG2	2.05	1.33
28:EK:117:PHE:CD1	28:EK:119:THR:N	1.96	1.33
2:C4:79:GLY:O	2:C4:81:PRO:CD	1.76	1.33
32:i5:82:CYS:SG	33:i5:202:CYC:CAC	2.17	1.33
31:h9:84:CYS:SG	33:h9:201:CYC:CAC	2.16	1.33
31:hI:84:CYS:SG	33:hI:201:CYC:CAC	2.16	1.33
4:hK:81:CYS:O	33:hK:201:CYC:HBC1	1.24	1.33
1:BJ:237:ARG:CB	4:1G:62:TYR:HD2	1.34	1.33
32:i2:82:CYS:SG	33:i2:202:CYC:CAC	2.17	1.33
4:r4:154:ASP:HB2	2:B4:721:LEU:CD1	1.59	1.33
2:C4:460:ILE:CD1	2:C4:483:ARG:NH2	1.89	1.33
32:i6:82:CYS:SG	33:i6:202:CYC:CAC	2.17	1.33
32:iC:82:CYS:SG	33:iC:202:CYC:CAC	2.17	1.33
6:aD:257:ARG:NH2	7:bD:498:VAL:HG23	1.41	1.33

Continued on next page...

Continued from previous page...

Atom-1	Atom-2	Interatomic distance (Å)	Clash overlap (Å)
28:EF:117:PHE:CE1	28:EF:118:ALA:C	2.05	1.32
4:a4:53:LYS:CD	3:V4:118:SER:O	1.74	1.32
2:B4:255:GLN:CB	2:B4:396:GLU:OE2	1.78	1.32
32:iA:82:CYS:SG	33:iA:202:CYC:CAC	2.17	1.32
9:dD:89:LEU:O	9:dD:91:PHE:CD1	1.80	1.32
1:BA:240:LEU:HA	4:PB:67:ARG:NH2	1.41	1.32
2:CB:79:GLY:O	2:CB:81:PRO:CD	1.76	1.32
1:B6:205:ARG:HB3	3:uB:76:GLU:CB	1.57	1.32
32:i7:82:CYS:SG	33:i7:202:CYC:CAC	2.17	1.32
32:i9:82:CYS:SG	33:i9:202:CYC:CAC	2.17	1.32
39:dE:411:LMG:C5	11:fE:40:GLN:NE2	1.93	1.32
4:hK:76:ARG:NH1	33:hK:201:CYC:O1D	1.59	1.32
28:EF:117:PHE:CE2	28:EF:121:TYR:CD2	2.17	1.32
3:JF:107:ILE:HD11	2:C4:549:VAL:CG2	1.56	1.32
31:h5:84:CYS:SG	33:h5:201:CYC:CAC	2.16	1.32
31:hH:84:CYS:SG	33:hH:201:CYC:CAC	2.16	1.32
3:JF:79:ALA:CB	1:BH:235:VAL:HG12	1.56	1.32
3:NL:75:GLU:CD	1:B5:197:VAL:HG11	1.54	1.32
3:PL:41:GLU:OE1	29:QL:24:ILE:CD1	1.78	1.32
9:d1:89:LEU:O	9:d1:91:PHE:HD1	1.10	1.32
31:h8:84:CYS:SG	33:h8:201:CYC:CAC	2.16	1.32
32:iH:82:CYS:SG	33:iH:202:CYC:CAC	2.17	1.32
32:iJ:82:CYS:SG	33:iJ:202:CYC:CAC	2.17	1.32
2:CB:551:PHE:CZ	3:JK:5:THR:HG21	1.63	1.32
1:BJ:237:ARG:HB2	4:1G:62:TYR:CG	1.65	1.32
8:C1:13:ARG:HD2	36:C1:513:CLA:CED	1.60	1.32
9:d1:89:LEU:CB	9:d1:91:PHE:CE1	2.13	1.32
31:h2:84:CYS:SG	33:h2:201:CYC:CAC	2.16	1.32
32:i8:82:CYS:SG	33:i8:202:CYC:CAC	2.17	1.32
39:dD:411:LMG:C5	11:fD:40:GLN:NE2	1.93	1.32
31:hJ:84:CYS:SG	33:hJ:201:CYC:CAC	2.16	1.32
28:EK:117:PHE:HZ	28:EK:121:TYR:CB	1.43	1.31
32:i7:82:CYS:SG	33:i7:202:CYC:HAC2	1.70	1.31
9:dD:89:LEU:CB	9:dD:91:PHE:CE1	2.13	1.31
1:B5:235:VAL:HG11	3:4L:79:ALA:CB	1.56	1.31
32:i8:151:GLY:HA3	33:i8:201:CYC:CMD	1.60	1.31
32:iH:151:GLY:HA3	33:iH:201:CYC:CMD	1.60	1.31
33:VB:201:CYC:HAA2	4:aB:62:TYR:CD1	1.65	1.31
1:B5:226:LYS:CD	3:4L:66:VAL:HG11	1.49	1.31
32:i3:82:CYS:SG	33:i3:202:CYC:CAC	2.17	1.31
31:h6:84:CYS:SG	33:h6:201:CYC:CAC	2.16	1.31

Continued on next page...

Continued from previous page...

Atom-1	Atom-2	Interatomic distance (Å)	Clash overlap (Å)
32:iI:82:CYS:SG	33:iI:202:CYC:CAC	2.17	1.31
32:iI:82:CYS:SG	33:iI:202:CYC:HAC2	1.70	1.31
28:EF:117:PHE:HZ	28:EF:121:TYR:CB	1.43	1.31
18:O1:55:ARG:NH1	18:oD:229:SER:OG	1.63	1.31
8:c1:263:LEU:HD13	8:c1:424:PHE:O	1.28	1.31
32:i8:82:CYS:SG	33:i8:202:CYC:HAC2	1.70	1.31
9:dE:89:LEU:CB	9:dE:91:PHE:CE1	2.13	1.31
2:BB:721:LEU:CD1	4:rB:154:ASP:HB2	1.59	1.30
3:XB:82:LEU:CD2	1:B7:235:VAL:HG22	1.49	1.30
18:OD:168:THR:N	18:oE:168:THR:CG2	1.94	1.30
39:d1:411:LMG:C5	11:f1:40:GLN:NE2	1.93	1.30
32:i9:82:CYS:SG	33:i9:202:CYC:HAC2	1.70	1.30
2:BB:255:GLN:CB	2:BB:396:GLU:OE2	1.78	1.30
8:CD:13:ARG:HD2	36:CD:513:CLA:CED	1.60	1.30
1:B5:239:ALA:CA	4:1L:63:SER:HA	1.61	1.30
32:iA:151:GLY:HA3	33:iA:201:CYC:CMD	1.60	1.30
28:EF:117:PHE:CE2	28:EF:121:TYR:HD2	1.47	1.30
32:i5:151:GLY:HA3	33:i5:201:CYC:CMD	1.60	1.30
32:i9:151:GLY:HA3	33:i9:201:CYC:CMD	1.60	1.30
32:iI:151:GLY:HA3	33:iI:201:CYC:CMD	1.60	1.30
8:CD:122:ARG:CG	27:ZD:33:TRP:HZ3	1.25	1.30
3:JF:5:THR:HG21	2:C4:551:PHE:CZ	1.66	1.30
28:EK:117:PHE:CE2	28:EK:121:TYR:HD2	1.47	1.30
8:C1:122:ARG:CG	27:Z1:33:TRP:HZ3	1.25	1.30
32:iC:151:GLY:HA3	33:iC:201:CYC:CMD	1.61	1.30
32:iJ:151:GLY:HA3	33:iJ:201:CYC:CMD	1.60	1.30
7:BD:495:PHE:HB2	7:BD:503:THR:CG2	1.62	1.30
3:PG:41:GLU:OE1	29:QG:24:ILE:CD1	1.78	1.30
3:NL:75:GLU:OE2	1:B5:197:VAL:HG21	1.30	1.30
32:iC:82:CYS:SG	33:iC:202:CYC:HAC2	1.70	1.30
4:hF:81:CYS:O	33:hF:201:CYC:HBC1	1.24	1.30
32:iH:82:CYS:SG	33:iH:202:CYC:HAC2	1.70	1.30
2:BB:70:ARG:HA	2:BB:126:ASP:CB	1.61	1.29
3:NG:65:VAL:CG2	33:NG:201:CYC:OC	1.80	1.29
3:NL:65:VAL:CG2	33:NL:201:CYC:OC	1.80	1.29
32:i6:82:CYS:SG	33:i6:202:CYC:HAC2	1.70	1.29
1:BA:215:ALA:CB	3:uB:79:ALA:HB1	1.60	1.29
3:XB:61:LYS:NZ	1:B9:197:VAL:CG2	1.95	1.29
1:BC:215:ALA:CB	3:u4:79:ALA:HB1	1.60	1.29
7:BE:94:GLU:OE1	40:BE:622:LMT:C5	1.78	1.29
7:BE:495:PHE:HB2	7:BE:503:THR:CG2	1.62	1.29

Continued on next page...

Continued from previous page...

Atom-1	Atom-2	Interatomic distance (Å)	Clash overlap (Å)
8:CE:122:ARG:CG	27:ZE:33:TRP:HZ3	1.25	1.29
7:B1:495:PHE:HB2	7:B1:503:THR:CG2	1.62	1.29
16:L1:9:LYS:HD3	38:L1:101:SQD:O8	1.23	1.29
1:B5:239:ALA:N	4:1L:63:SER:HA	1.43	1.29
32:iA:82:CYS:SG	33:iA:202:CYC:HAC2	1.70	1.29
9:dD:89:LEU:O	9:dD:91:PHE:HD1	1.10	1.29
28:EF:131:ARG:HD2	4:YF:61:LEU:O	1.22	1.29
28:EF:140:PHE:CZ	3:ZF:83:ARG:HG2	1.66	1.29
28:BG:124:PRO:C	4:JG:135:GLU:OE1	1.75	1.29
4:IK:67:ARG:CZ	1:B8:238:VAL:HG13	1.62	1.29
17:m1:23:LEU:O	17:m1:27:ILE:HD11	1.12	1.29
17:mD:23:LEU:O	17:mD:27:ILE:HD11	1.12	1.29
8:CE:13:ARG:HD2	36:CE:513:CLA:CED	1.60	1.29
4:IF:83:ARG:NH2	2:C4:583:ILE:HD13	1.48	1.29
28:BL:136:ASN:ND2	29:QL:65:GLU:HB2	1.38	1.29
3:IL:92:ILE:HD13	3:IL:153:PHE:CE1	1.67	1.29
32:i5:82:CYS:SG	33:i5:202:CYC:HAC2	1.70	1.29
13:iE:15:PHE:CZ	43:iE:102:BCR:H331	1.68	1.29
3:JF:79:ALA:CB	1:BH:235:VAL:CG1	2.09	1.28
3:NL:68:PRO:CD	1:B5:194:PHE:HZ	1.30	1.28
8:C1:196:ILE:CG2	8:C1:197:PHE:H	1.43	1.28
32:c2:10:SER:C	1:B3:230:ARG:NH1	1.90	1.28
32:i2:151:GLY:HA3	33:i2:201:CYC:CMD	1.60	1.28
32:i6:151:GLY:HA3	33:i6:201:CYC:CMD	1.60	1.28
32:i7:151:GLY:HA3	33:i7:201:CYC:CMD	1.60	1.28
28:BG:125:LYS:HA	4:JG:135:GLU:OE2	1.11	1.28
28:EK:117:PHE:HE2	28:EK:121:TYR:CD2	1.49	1.28
32:i2:82:CYS:SG	33:i2:202:CYC:HAC2	1.70	1.28
13:iD:15:PHE:CZ	43:iD:102:BCR:H331	1.68	1.28
17:mE:23:LEU:O	17:mE:27:ILE:HD11	1.12	1.28
28:EK:140:PHE:CZ	3:ZK:83:ARG:HG2	1.66	1.28
4:IK:67:ARG:NH2	1:B8:238:VAL:CG1	1.96	1.28
2:C4:148:ARG:NH1	8:cE:13:ARG:NH1	1.81	1.28
8:cE:251:PHE:O	8:cE:253:TRP:CE3	1.86	1.28
8:CE:59:VAL:C	15:KE:10:LEU:CD2	2.07	1.28
11:fD:29:THR:O	11:fD:33:LEU:HD22	1.22	1.28
13:i1:15:PHE:CZ	43:i1:101:BCR:H331	1.68	1.28
1:B2:203:VAL:HG22	3:o4:73:TYR:CE2	1.69	1.28
3:o4:80:THR:HA	3:o4:83:ARG:CG	1.63	1.28
42:aE:411:LHG:O4	9:dE:231:THR:HG23	1.33	1.28
16:LD:9:LYS:HD3	38:LD:101:SQD:O8	1.23	1.27

Continued on next page...

Continued from previous page...

Atom-1	Atom-2	Interatomic distance (Å)	Clash overlap (Å)
28:BL:125:LYS:HA	4:JL:135:GLU:OE2	1.11	1.27
32:i3:151:GLY:HA3	33:i3:201:CYC:CMD	1.60	1.27
4:T4:161:SER:OG	4:aB:113:LYS:HE2	1.10	1.27
11:fE:29:THR:O	11:fE:33:LEU:HD22	1.22	1.27
3:IL:47:ARG:HD2	4:JL:18:TYR:OH	1.24	1.27
8:c1:128:GLU:HA	8:c1:135:GLY:CA	1.62	1.27
11:f1:29:THR:O	11:f1:33:LEU:HD22	1.22	1.27
13:i1:15:PHE:CE1	43:i1:101:BCR:C33	2.17	1.27
28:EF:117:PHE:HE2	28:EF:121:TYR:CD2	1.50	1.27
4:KF:1:MET:O	2:C4:551:PHE:CD2	1.87	1.27
28:BG:136:ASN:ND2	29:QG:65:GLU:HB2	1.48	1.27
31:l2:57:GLN:HG2	31:bH:70:GLN:NE2	1.48	1.27
42:aD:411:LHG:O4	9:dD:231:THR:HG23	1.32	1.27
8:CD:59:VAL:C	15:KD:10:LEU:CD2	2.07	1.27
3:IG:92:ILE:HD13	3:IG:153:PHE:CE1	1.67	1.27
1:BI:186:GLU:CG	1:BI:190:THR:CG2	2.10	1.27
28:BL:124:PRO:C	4:JL:135:GLU:OE1	1.75	1.27
32:i3:82:CYS:SG	33:i3:202:CYC:HAC2	1.70	1.27
4:T4:113:LYS:NZ	4:aB:161:SER:OG	1.66	1.27
28:BG:124:PRO:O	4:JG:135:GLU:CD	1.76	1.27
13:iD:15:PHE:CZ	43:iD:102:BCR:C33	2.17	1.27
32:iJ:82:CYS:SG	33:iJ:202:CYC:HAC2	1.70	1.27
3:IG:47:ARG:HD2	4:JG:18:TYR:OH	1.24	1.26
3:NL:75:GLU:HG3	1:B5:197:VAL:CG1	1.64	1.26
1:B7:205:ARG:HB2	3:wB:77:MET:SD	1.75	1.26
13:iD:15:PHE:CE1	43:iD:102:BCR:C33	2.17	1.26
9:dE:89:LEU:O	9:dE:91:PHE:HD1	1.10	1.26
13:iE:15:PHE:CZ	43:iE:102:BCR:C33	2.17	1.26
4:TB:62:TYR:C	1:B9:240:LEU:HD13	1.60	1.26
7:B1:495:PHE:CB	7:B1:503:THR:CG2	2.12	1.26
13:i1:15:PHE:CZ	43:i1:101:BCR:C33	2.17	1.26
6:aD:257:ARG:NH2	7:bD:498:VAL:CG2	1.98	1.26
2:CB:551:PHE:CD2	4:KK:1:MET:O	1.88	1.26
4:YF:84:ASP:OD2	33:YF:201:CYC:HHB	1.28	1.26
28:BG:145:ARG:HA	3:KG:75:GLU:CD	1.60	1.26
3:NG:75:GLU:HG3	1:BJ:197:VAL:CG1	1.24	1.26
1:BI:186:GLU:HG3	1:BI:190:THR:CG2	1.66	1.26
28:BL:124:PRO:O	4:JL:135:GLU:CD	1.76	1.26
1:BC:230:ARG:NH1	32:cI:10:SER:CB	1.98	1.26
1:BI:205:ARG:CB	3:u4:76:GLU:HG2	1.63	1.26
42:a1:412:LHG:O4	9:d1:231:THR:HG23	1.32	1.26

Continued on next page...

Continued from previous page...

Atom-1	Atom-2	Interatomic distance (Å)	Clash overlap (Å)
4:a4:62:TYR:CE1	33:V4:201:CYC:CAA	2.17	1.26
7:BE:73:GLN:CB	7:BE:88:PRO:CB	2.13	1.26
1:BJ:237:ARG:CG	4:1G:62:TYR:HD2	1.49	1.26
1:B5:226:LYS:CG	3:4L:66:VAL:HG13	1.65	1.26
8:cD:258:TYR:CB	36:cD:510:CLA:HMD1	1.62	1.26
2:CB:583:ILE:HD13	4:IK:83:ARG:NH2	1.47	1.25
7:BD:73:GLN:CB	7:BD:88:PRO:CB	2.13	1.25
7:BD:495:PHE:CB	7:BD:503:THR:CG2	2.12	1.25
28:BG:124:PRO:O	4:JG:135:GLU:OE1	1.53	1.25
8:C1:59:VAL:C	15:K1:10:LEU:CD2	2.07	1.25
9:d1:79:SER:C	9:d1:111:TRP:HD1	1.43	1.25
2:C4:85:LEU:HD11	2:C4:87:ARG:N	1.50	1.25
2:C4:148:ARG:NH1	8:cE:13:ARG:CZ	1.95	1.25
2:C4:155:TYR:HA	8:cE:10:LEU:CD2	1.66	1.25
13:iE:15:PHE:CE1	43:iE:102:BCR:C33	2.17	1.25
17:M1:32:ARG:CZ	17:m1:36:GLU:CG	2.12	1.25
9:dE:79:SER:C	9:dE:111:TRP:HD1	1.43	1.25
3:XB:82:LEU:CD2	1:B7:235:VAL:HA	1.50	1.25
16:LE:9:LYS:HD3	38:LE:101:SQD:O8	1.23	1.25
28:EF:131:ARG:CD	4:YF:61:LEU:O	1.84	1.25
28:BG:119:THR:CB	4:MG:151:ILE:HD12	1.52	1.25
28:BG:131:ARG:HD2	4:JG:61:LEU:O	1.11	1.25
7:BE:94:GLU:OE2	40:BE:622:LMT:C3	1.83	1.25
3:XF:83:ARG:HD3	3:XF:84:ASP:N	1.51	1.25
4:IK:67:ARG:CZ	1:B8:238:VAL:CG1	2.15	1.25
24:V1:151:ARG:CD	24:V1:154:GLN:HB2	1.50	1.25
32:e5:153:CYS:SG	33:e5:202:CYC:CAC	2.24	1.25
6:aE:39:PRO:HG2	13:iE:15:PHE:CE2	1.69	1.25
28:BL:145:ARG:HA	3:KL:75:GLU:CD	1.60	1.25
4:hF:81:CYS:O	33:hF:201:CYC:CBC	1.85	1.25
17:MD:32:ARG:CZ	17:mD:36:GLU:CG	2.12	1.25
1:BI:184:TYR:CG	1:BI:188:HIS:HD2	1.54	1.25
7:B1:73:GLN:CB	7:B1:88:PRO:CB	2.13	1.25
40:B1:623:LMT:O5'	13:i1:1:MET:HE1	1.22	1.25
2:B4:79:GLY:O	2:B4:81:PRO:HD3	1.34	1.25
18:OD:168:THR:CB	18:oE:168:THR:HG23	1.58	1.25
7:BE:230:ARG:HG3	2:B4:119:ASN:OD1	1.32	1.25
28:EF:133:PRO:CD	3:ZF:76:GLU:OE2	1.85	1.25
28:BG:119:THR:HG22	4:MG:151:ILE:CG1	1.66	1.25
8:C1:192:ASN:CG	40:C1:520:LMT:H6E	1.42	1.25
6:a1:39:PRO:HG2	13:i1:15:PHE:CE2	1.69	1.25

Continued on next page...

Continued from previous page...

Atom-1	Atom-2	Interatomic distance (Å)	Clash overlap (Å)
32:e3:153:CYS:SG	33:e3:202:CYC:CAC	2.24	1.25
32:eC:153:CYS:SG	33:eC:202:CYC:CAC	2.24	1.25
6:aD:39:PRO:HG2	13:iD:15:PHE:CE2	1.69	1.25
2:CB:721:LEU:CD1	4:xB:154:ASP:CB	2.16	1.24
28:BL:131:ARG:HD2	4:JL:61:LEU:O	1.11	1.24
18:O1:229:SER:CB	18:oD:55:ARG:NH1	1.99	1.24
8:c1:263:LEU:CD1	8:c1:428:HIS:N	2.00	1.24
9:d1:121:ALA:O	9:d1:124:GLY:N	1.69	1.24
1:B3:239:ALA:HB3	4:W4:62:TYR:CD1	1.72	1.24
32:e7:153:CYS:SG	33:e7:202:CYC:CAC	2.24	1.24
32:e9:153:CYS:SG	33:e9:202:CYC:CAC	2.24	1.24
8:cD:192:ASN:HB3	40:cD:501:LMT:C5'	1.66	1.24
1:BA:240:LEU:HD23	4:PB:67:ARG:NH2	1.50	1.24
2:BB:79:GLY:O	2:BB:81:PRO:HD3	1.34	1.24
2:BB:123:GLY:CA	12:HD:20:LYS:HA	1.66	1.24
1:BC:240:LEU:HD23	4:P4:67:ARG:NH2	1.50	1.24
40:BD:623:LMT:O5'	13:iD:1:MET:HE1	1.22	1.24
24:VD:151:ARG:CD	24:VD:154:GLN:HB2	1.50	1.24
40:BE:623:LMT:O5'	13:iE:1:MET:HE1	1.22	1.24
17:ME:32:ARG:CZ	17:mE:36:GLU:CG	2.12	1.24
28:EK:131:ARG:CD	4:YK:61:LEU:O	1.84	1.24
32:e2:153:CYS:SG	33:e2:202:CYC:CAC	2.24	1.24
9:dD:79:SER:C	9:dD:111:TRP:HD1	1.43	1.24
9:dE:80:THR:HA	9:dE:111:TRP:CD1	1.71	1.24
3:XB:82:LEU:CD2	1:B7:235:VAL:CG2	1.93	1.24
7:BD:68:ARG:NH1	36:BD:603:CLA:O1D	1.70	1.24
3:XK:75:GLU:OE1	1:B8:214:LYS:CB	1.86	1.24
3:IL:47:ARG:CD	4:JL:18:TYR:CZ	2.20	1.24
7:B1:68:ARG:NH1	36:B1:603:CLA:O1D	1.70	1.24
40:B1:623:LMT:C1'	13:i1:1:MET:SD	2.23	1.24
9:d1:80:THR:HA	9:d1:111:TRP:CD1	1.71	1.24
1:B7:230:ARG:HH11	32:c9:10:SER:CB	1.40	1.24
32:eA:153:CYS:SG	33:eA:202:CYC:CAC	2.24	1.24
6:AE:210:LEU:HD13	45:DE:401:PHO:C1D	1.55	1.24
28:EF:127:THR:O	28:EF:129:ASN:N	1.71	1.24
4:MF:17:LYS:HE2	4:7L:15:GLN:CG	1.66	1.24
3:IG:90:ARG:HG2	4:JG:18:TYR:CZ	1.71	1.24
28:EK:127:THR:O	28:EK:129:ASN:N	1.71	1.24
4:a4:53:LYS:HD2	3:V4:118:SER:O	1.09	1.24
2:C4:154:ARG:O	8:cE:10:LEU:CD2	1.83	1.24
18:OD:168:THR:HG23	18:oE:168:THR:CA	1.68	1.24

Continued on next page...

Continued from previous page...

Atom-1	Atom-2	Interatomic distance (Å)	Clash overlap (Å)
7:BE:495:PHE:CB	7:BE:503:THR:CG2	2.12	1.24
3:JF:52:LYS:NZ	1:BH:228:VAL:HB	1.51	1.24
28:BL:124:PRO:O	4:JL:135:GLU:OE1	1.53	1.24
1:B3:220:ASN:OD1	3:o4:56:ASN:CB	1.86	1.24
9:dD:121:ALA:O	9:dD:124:GLY:N	1.69	1.24
9:dE:121:ALA:O	9:dE:124:GLY:N	1.68	1.24
32:eI:153:CYS:SG	33:eI:202:CYC:CAC	2.24	1.24
32:eJ:153:CYS:SG	33:eJ:202:CYC:CAC	2.24	1.24
2:CB:85:LEU:HD11	2:CB:87:ARG:N	1.50	1.23
4:TB:62:TYR:CD1	1:B9:239:ALA:CB	2.20	1.23
40:BD:623:LMT:C1'	13:iD:1:MET:SD	2.23	1.23
28:EF:137:MET:HE1	3:ZF:83:ARG:CB	1.65	1.23
3:IG:47:ARG:CD	4:JG:18:TYR:CZ	2.20	1.23
4:YK:84:ASP:OD2	33:YK:201:CYC:HHB	1.28	1.23
3:NL:75:GLU:OE2	1:B5:197:VAL:CG2	1.85	1.23
9:dD:80:THR:HA	9:dD:111:TRP:CD1	1.71	1.23
4:hK:81:CYS:O	33:hK:201:CYC:CBC	1.85	1.23
3:XB:61:LYS:CE	1:B9:197:VAL:HG11	1.68	1.23
7:BE:68:ARG:NH1	36:BE:603:CLA:O1D	1.70	1.23
12:HE:17:GLU:CB	2:B4:79:GLY:HA2	1.66	1.23
24:VE:151:ARG:CD	24:VE:154:GLN:HB2	1.50	1.23
1:BI:186:GLU:CG	1:BI:190:THR:HG21	1.68	1.23
1:B2:194:PHE:CD1	1:B2:195:PRO:HD2	1.72	1.23
4:a4:62:TYR:CD1	33:V4:201:CYC:CAA	2.18	1.23
4:x4:154:ASP:CB	2:C4:721:LEU:CD1	2.16	1.23
32:e6:153:CYS:SG	33:e6:202:CYC:CAC	2.24	1.23
18:OD:168:THR:HG21	18:oE:168:THR:OG1	1.10	1.23
1:BI:184:TYR:CB	1:BI:188:HIS:HD2	1.50	1.23
28:EK:137:MET:HE1	3:ZK:83:ARG:CB	1.65	1.23
3:IL:90:ARG:HG2	4:JL:18:TYR:CZ	1.71	1.23
32:e8:153:CYS:SG	33:e8:202:CYC:CAC	2.24	1.23
7:bD:490:VAL:O	7:bD:492:TRP:CZ3	1.89	1.23
32:eH:153:CYS:SG	33:eH:202:CYC:CAC	2.24	1.23
18:OD:168:THR:CG2	18:oE:168:THR:OG1	1.73	1.23
3:IL:84:ASP:O	3:IL:88:TYR:HD2	1.19	1.23
32:c2:14:THR:CG2	1:B3:230:ARG:NH2	2.02	1.23
6:aE:257:ARG:NH2	7:bE:498:VAL:HG22	1.53	1.23
7:bE:68:ARG:NH1	36:bE:605:CLA:O1D	1.70	1.23
6:AD:210:LEU:HD13	45:DD:401:PHO:ND	1.48	1.23
6:AE:210:LEU:HD13	45:DE:401:PHO:ND	1.54	1.23
17:ME:32:ARG:NH2	17:mE:36:GLU:CG	2.02	1.23

Continued on next page...

Continued from previous page...

Atom-1	Atom-2	Interatomic distance (Å)	Clash overlap (Å)
28:BG:136:ASN:ND2	29:QG:65:GLU:CB	2.00	1.23
28:EK:133:PRO:CD	3:ZK:76:GLU:OE2	1.85	1.23
28:BL:119:THR:HG22	4:ML:151:ILE:CG1	1.66	1.23
6:aE:257:ARG:HH21	7:bE:498:VAL:CG2	1.50	1.23
38:L1:102:SQD:O8	16:l1:9:LYS:HD3	1.40	1.22
2:C4:255:GLN:CG	2:C4:395:THR:HG23	1.68	1.22
8:cE:192:ASN:CB	40:cE:501:LMT:O5'	1.87	1.22
3:6L:80:THR:HG22	33:6L:201:CYC:C2D	1.69	1.22
38:LD:102:SQD:O8	16:lD:9:LYS:HD3	1.40	1.22
17:MD:32:ARG:NH2	17:mD:36:GLU:CG	2.02	1.22
40:BE:623:LMT:C1'	13:iE:1:MET:SD	2.23	1.22
28:BG:144:ALA:C	3:KG:75:GLU:OE2	1.82	1.22
17:M1:32:ARG:NH2	17:m1:36:GLU:CG	2.02	1.22
4:x4:154:ASP:HB2	2:C4:721:LEU:CD1	1.69	1.22
2:B4:460:ILE:HD11	2:B4:483:ARG:CZ	1.70	1.22
2:CB:255:GLN:CG	2:CB:395:THR:HG23	1.68	1.22
3:XK:83:ARG:NE	3:XK:87:TYR:CE2	2.08	1.22
3:6G:80:THR:HG22	33:6G:201:CYC:C2D	1.69	1.22
2:CB:85:LEU:HD12	2:CB:86:GLU:N	1.52	1.22
1:BC:212:GLN:CB	1:BC:213:PRO:HD2	1.60	1.22
4:IF:57:ALA:CA	4:IF:61:LEU:HD23	1.69	1.22
3:IG:3:ILE:HD12	3:IG:29:PHE:CG	1.73	1.22
6:a1:136:ARG:O	13:i1:32:PRO:HG3	1.35	1.22
7:b1:68:ARG:NH1	36:b1:605:CLA:O1D	1.70	1.22
4:aB:64:ASP:O	4:aB:68:PRO:HD3	1.35	1.22
7:bD:68:ARG:NH1	36:bD:605:CLA:O1D	1.70	1.22
8:cE:262:SER:OG	36:cE:508:CLA:C4A	1.86	1.22
2:BB:460:ILE:HD11	2:BB:483:ARG:CZ	1.70	1.22
2:C4:85:LEU:HD12	2:C4:86:GLU:N	1.52	1.22
38:LE:102:SQD:O8	16:lE:9:LYS:HD3	1.40	1.21
24:V1:151:ARG:HD2	24:V1:154:GLN:CG	1.62	1.21
32:c2:14:THR:OG1	1:B3:230:ARG:NH2	1.72	1.21
3:oB:23:LEU:CD1	4:pB:38:VAL:CG2	2.04	1.21
2:CB:502:ILE:CD1	4:aK:79:ALA:CB	2.18	1.21
6:AD:210:LEU:CD1	45:DD:401:PHO:CHD	2.16	1.21
4:IF:83:ARG:NH2	2:C4:583:ILE:CD1	2.03	1.21
4:YF:77:ARG:HH22	29:gF:166:GLU:CD	1.49	1.21
1:BI:187:TYR:CA	1:BI:190:THR:OG1	1.84	1.21
28:EK:137:MET:SD	3:ZK:83:ARG:CD	2.28	1.21
1:B7:230:ARG:NH1	32:c9:10:SER:C	1.95	1.21
1:B9:206:PHE:CA	4:tB:62:TYR:CD2	2.23	1.21

Continued on next page...

Continued from previous page...

Atom-1	Atom-2	Interatomic distance (Å)	Clash overlap (Å)
2:CB:151:ASN:ND2	8:cD:125:GLU:CB	2.01	1.21
3:IG:101:VAL:CG1	3:IG:105:GLU:OE2	1.89	1.21
28:BL:144:ALA:C	3:KL:75:GLU:OE2	1.82	1.21
7:b1:161:LEU:HD22	8:cD:194:LEU:CD2	1.70	1.21
6:aD:261:GLN:CD	7:bD:492:TRP:NE1	1.95	1.21
8:cE:262:SER:OG	36:cE:508:CLA:CHB	1.89	1.21
18:OD:168:THR:OG1	18:oE:168:THR:HG21	1.40	1.21
3:IG:101:VAL:CG1	3:IG:155:TYR:CE2	2.23	1.21
3:IL:101:VAL:CG1	3:IL:105:GLU:OE2	1.89	1.21
9:d1:79:SER:C	9:d1:111:TRP:CD1	2.17	1.21
1:B2:238:VAL:HG13	3:O4:79:ALA:CB	1.69	1.21
1:B7:212:GLN:CB	1:B7:213:PRO:HD2	1.60	1.21
18:OD:168:THR:CA	18:oE:168:THR:HG23	1.70	1.20
7:BE:246:PHE:CE1	7:BE:250:PHE:CE2	2.28	1.20
28:EF:140:PHE:CD2	3:ZF:83:ARG:CG	2.19	1.20
1:B2:213:PRO:HG2	4:v4:67:ARG:NH1	1.57	1.20
8:cE:258:TYR:CB	36:cE:510:CLA:CHD	2.18	1.20
9:dE:79:SER:C	9:dE:111:TRP:CD1	2.17	1.20
7:BD:246:PHE:CE1	7:BD:250:PHE:CE2	2.28	1.20
28:BG:116:THR:OG1	4:MG:36:LEU:HD22	1.41	1.20
3:PG:41:GLU:OE1	29:QG:24:ILE:HD11	1.02	1.20
28:BL:119:THR:CB	4:ML:151:ILE:HD12	1.52	1.20
4:a4:62:TYR:CZ	33:V4:201:CYC:HHA	1.76	1.20
3:o4:83:ARG:CD	3:o4:84:ASP:N	2.00	1.20
2:B4:84:PHE:HZ	2:B4:160:MET:C	1.48	1.20
32:g7:70:GLY:HA2	1:B7:194:PHE:CD1	1.76	1.20
8:cD:191:LEU:CD1	40:cD:501:LMT:C6	2.17	1.20
2:CB:551:PHE:CE1	3:JK:5:THR:HG21	1.75	1.20
3:NG:75:GLU:CG	1:BJ:197:VAL:CG1	1.80	1.20
3:IL:104:ILE:HG21	3:IL:156:LEU:CD1	1.71	1.20
7:B1:246:PHE:CE1	7:B1:250:PHE:CE2	2.28	1.20
3:IG:84:ASP:O	3:IG:88:TYR:HD2	1.19	1.20
3:IG:104:ILE:HG21	3:IG:156:LEU:CD1	1.71	1.20
28:EK:125:LYS:NZ	4:YK:135:GLU:OE1	1.74	1.20
1:B3:212:GLN:CB	1:B3:213:PRO:HD2	1.60	1.20
8:cD:254:SER:O	8:cD:257:ALA:CB	1.89	1.20
2:CB:460:ILE:HD11	2:CB:483:ARG:CZ	1.70	1.20
28:EF:125:LYS:NZ	4:YF:135:GLU:OE1	1.74	1.20
8:cD:248:ARG:HG2	8:cD:253:TRP:CZ2	1.75	1.20
2:CB:731:VAL:HG13	2:CB:735:ARG:CD	1.72	1.19
1:B2:206:PHE:CE1	3:o4:76:GLU:CB	2.25	1.19

Continued on next page...

Continued from previous page...

Atom-1	Atom-2	Interatomic distance (Å)	Clash overlap (Å)
2:C4:502:ILE:CD1	4:aF:79:ALA:CB	2.20	1.19
32:e6:120:LEU:O	1:B6:170:ARG:NH2	1.75	1.19
32:e9:120:LEU:O	1:B9:170:ARG:NH2	1.75	1.19
9:dD:79:SER:C	9:dD:111:TRP:CD1	2.17	1.19
6:aE:136:ARG:O	13:iE:32:PRO:HG3	1.35	1.19
8:cE:258:TYR:CB	36:cE:510:CLA:HHD	1.70	1.19
2:BB:84:PHE:HZ	2:BB:160:MET:C	1.49	1.19
2:CB:583:ILE:CD1	4:IK:83:ARG:NH2	2.03	1.19
28:BG:119:THR:HG22	4:MG:151:ILE:CD1	1.60	1.19
28:EK:136:ASN:OD1	29:gK:64:PRO:HD2	1.42	1.19
28:BL:119:THR:HG22	4:ML:151:ILE:CD1	1.60	1.19
4:x4:154:ASP:HB3	2:C4:721:LEU:HD13	1.24	1.19
6:aD:136:ARG:O	13:iD:32:PRO:HG3	1.35	1.19
33:VB:201:CYC:HHA	4:aB:62:TYR:CE1	1.77	1.19
8:CE:13:ARG:CD	36:CE:513:CLA:HED2	1.72	1.19
28:EF:137:MET:SD	3:ZF:83:ARG:CD	2.28	1.19
28:EF:140:PHE:CZ	3:ZF:83:ARG:CG	2.23	1.19
28:BG:127:THR:OG1	28:BG:129:ASN:HB3	1.41	1.19
4:IK:67:ARG:NH2	1:B8:238:VAL:HG11	1.53	1.19
6:A1:135:TYR:CZ	13:I1:31:ASN:CB	2.25	1.19
7:B1:495:PHE:CG	7:B1:503:THR:HG23	1.64	1.19
9:d1:55:VAL:HG21	9:d1:105:CYS:HB2	1.21	1.19
40:BE:623:LMT:C5'	13:iE:1:MET:CE	1.89	1.19
4:YK:77:ARG:HH22	29:gK:166:GLU:CD	1.49	1.19
18:O1:55:ARG:O	18:oD:170:PHE:CE1	1.95	1.19
7:b1:288:VAL:O	7:b1:292:ILE:HG13	1.03	1.19
1:B6:209:GLN:CG	4:zB:58:LYS:HZ1	1.55	1.19
7:BE:495:PHE:CG	7:BE:503:THR:HG23	1.64	1.19
1:BI:170:ARG:NH2	32:eI:120:LEU:O	1.75	1.19
1:BJ:238:VAL:HG12	4:1G:64:ASP:OD1	1.38	1.19
28:EK:140:PHE:CG	3:ZK:83:ARG:HG3	1.78	1.19
2:C4:731:VAL:HG13	2:C4:735:ARG:CD	1.72	1.19
1:B7:236:THR:HG21	32:c9:166:ARG:HG2	1.25	1.19
40:BD:623:LMT:C5'	13:iD:1:MET:CE	1.89	1.18
8:CD:13:ARG:CD	36:CD:513:CLA:HED2	1.72	1.18
18:OD:168:THR:CG2	18:oE:168:THR:N	2.06	1.18
28:EF:136:ASN:OD1	29:gF:64:PRO:HD2	1.42	1.18
15:k1:14:TYR:OH	27:z1:58:ASN:ND2	1.74	1.18
1:B2:203:VAL:HG22	3:o4:73:TYR:CD2	1.78	1.18
3:o4:83:ARG:NE	3:o4:84:ASP:OD1	1.76	1.18
1:B7:215:ALA:CB	3:oB:79:ALA:CB	2.05	1.18

Continued on next page...

Continued from previous page...

Atom-1	Atom-2	Interatomic distance (Å)	Clash overlap (Å)
1:B7:230:ARG:HH12	32:c9:10:SER:CA	1.56	1.18
2:BB:123:GLY:HA3	12:HD:21:VAL:N	1.54	1.18
2:CB:74:ARG:HG2	27:zD:30:PRO:HG2	1.22	1.18
2:CB:721:LEU:CD1	4:xB:154:ASP:HB2	1.69	1.18
1:BC:220:ASN:OD1	3:u4:56:ASN:CB	1.91	1.18
28:EF:140:PHE:CG	3:ZF:83:ARG:HG3	1.78	1.18
4:MF:17:LYS:NZ	4:7L:15:GLN:HE21	1.39	1.18
3:NL:75:GLU:OE2	1:B5:197:VAL:CB	1.90	1.18
40:B1:623:LMT:C5'	13:i1:1:MET:CE	1.89	1.18
9:dD:55:VAL:HG21	9:dD:105:CYS:HB2	1.20	1.18
1:BA:220:ASN:OD1	3:uB:56:ASN:CB	1.92	1.18
3:IG:83:ARG:CG	3:IG:87:TYR:CE2	2.14	1.18
1:BI:184:TYR:CG	1:BI:188:HIS:CD2	2.31	1.18
3:PL:41:GLU:OE1	29:QL:24:ILE:HD11	1.02	1.18
9:D1:88:SER:HB3	10:E1:69:ARG:HH12	1.08	1.18
2:C4:460:ILE:HD11	2:C4:483:ARG:CZ	1.70	1.18
24:VE:151:ARG:HD2	24:VE:154:GLN:CG	1.62	1.18
28:EK:140:PHE:CZ	3:ZK:83:ARG:CG	2.23	1.18
7:B1:73:GLN:OE1	7:B1:84:VAL:CG1	1.92	1.18
8:cE:263:LEU:CD1	8:cE:428:HIS:HB2	1.72	1.18
9:dE:80:THR:N	9:dE:111:TRP:HD1	1.40	1.18
4:a4:62:TYR:CE1	33:V4:201:CYC:HHA	1.78	1.18
2:C4:74:ARG:HA	27:zE:30:PRO:CB	1.74	1.18
1:B7:230:ARG:NH2	32:c9:11:GLN:HA	1.59	1.18
9:dE:55:VAL:HG21	9:dE:105:CYS:CB	1.74	1.18
4:TB:62:TYR:O	1:B9:240:LEU:HD13	1.40	1.17
4:KF:1:MET:O	2:C4:551:PHE:CE2	1.95	1.17
7:b1:288:VAL:O	7:b1:292:ILE:CG1	1.92	1.17
9:dD:80:THR:N	9:dD:111:TRP:HD1	1.40	1.17
15:kD:14:TYR:OH	27:zD:58:ASN:ND2	1.74	1.17
15:kE:14:TYR:OH	27:zE:58:ASN:ND2	1.74	1.17
8:C1:13:ARG:CD	36:C1:513:CLA:HED2	1.72	1.17
9:d1:55:VAL:HG21	9:d1:105:CYS:CB	1.74	1.17
11:fD:8:GLN:HB2	11:fD:9:PRO:CD	1.73	1.17
1:BA:212:GLN:CB	1:BA:213:PRO:HD2	1.60	1.17
1:BC:199:TRP:CD1	3:V4:60:GLN:OE1	1.96	1.17
3:JF:80:THR:OG1	33:JF:201:CYC:C3D	1.92	1.17
28:BG:113:GLU:HG3	4:MG:36:LEU:CD2	1.74	1.17
28:BL:127:THR:OG1	28:BL:129:ASN:HB3	1.41	1.17
3:IL:29:PHE:O	3:IL:31:THR:N	1.76	1.17
3:NL:75:GLU:OE2	1:B5:197:VAL:HG11	1.44	1.17

Continued on next page...

Continued from previous page...

Atom-1	Atom-2	Interatomic distance (Å)	Clash overlap (Å)
2:BB:737:GLN:NE2	4:zB:1:MET:CG	2.08	1.17
8:CE:59:VAL:O	15:KE:10:LEU:HD23	1.44	1.17
32:e2:120:LEU:O	1:B2:170:ARG:NH2	1.75	1.17
1:B2:231:PRO:O	3:O4:52:LYS:CE	1.92	1.17
8:cE:247:ALA:O	8:cE:253:TRP:HH2	1.08	1.17
29:gK:137:LEU:O	29:gK:139:THR:N	1.78	1.17
2:CB:551:PHE:CE2	4:KK:1:MET:O	1.97	1.17
33:VB:201:CYC:CBA	4:aB:62:TYR:CZ	2.28	1.17
28:BL:113:GLU:CG	4:ML:36:LEU:HD23	1.75	1.17
9:d1:80:THR:N	9:d1:111:TRP:HD1	1.40	1.17
2:B4:460:ILE:CD1	2:B4:483:ARG:CZ	2.23	1.17
1:B7:205:ARG:HG2	3:wB:77:MET:SD	1.85	1.17
9:dD:55:VAL:HG21	9:dD:105:CYS:CB	1.74	1.17
4:TB:62:TYR:HB3	1:B9:239:ALA:HB1	1.22	1.16
9:DD:121:ALA:CB	45:DD:401:PHO:H41	1.73	1.16
18:OD:55:ARG:NH1	18:oE:229:SER:OG	1.77	1.16
3:IL:70:GLY:N	3:IL:73:TYR:CZ	2.01	1.16
32:g2:72:ASN:OD1	1:B2:195:PRO:HG3	1.00	1.16
2:C4:154:ARG:O	8:cE:10:LEU:HD21	1.36	1.16
43:cE:515:BCR:C32	13:iE:24:LEU:HD11	1.75	1.16
28:BG:113:GLU:CG	4:MG:36:LEU:HD23	1.75	1.16
28:EK:140:PHE:CD2	3:ZK:83:ARG:CG	2.19	1.16
4:YK:76:ARG:NH1	3:ZK:106:GLU:HB3	1.59	1.16
28:BL:113:GLU:HG3	4:ML:36:LEU:CD2	1.74	1.16
1:BC:231:PRO:O	3:Q4:52:LYS:NZ	1.78	1.16
6:AD:210:LEU:CD1	45:DD:401:PHO:ND	2.06	1.16
9:DD:88:SER:HB3	10:ED:69:ARG:HH12	1.08	1.16
7:BE:73:GLN:OE1	7:BE:84:VAL:CG1	1.92	1.16
13:IE:27:ASP:H	13:IE:28:PRO:HD3	1.11	1.16
28:EF:113:GLU:N	4:hF:35:GLU:OE2	1.75	1.16
3:IG:104:ILE:CG2	3:IG:156:LEU:HD11	1.73	1.16
4:MG:33:THR:OG1	4:MG:36:LEU:HD11	1.44	1.16
1:BI:195:PRO:HB2	32:gI:121:GLY:C	1.70	1.16
3:JK:80:THR:OG1	33:JK:201:CYC:C3D	1.93	1.16
1:B5:226:LYS:CG	3:4L:66:VAL:CG1	2.22	1.16
43:cD:515:BCR:C32	13:iD:24:LEU:HD11	1.75	1.16
9:dE:55:VAL:HG21	9:dE:105:CYS:HB2	1.21	1.16
7:BD:495:PHE:CG	7:BD:503:THR:HG23	1.64	1.16
13:ID:27:ASP:H	13:ID:28:PRO:HD3	1.11	1.16
28:BG:113:GLU:CG	4:MG:36:LEU:HB3	1.76	1.16
13:I1:27:ASP:H	13:I1:28:PRO:HD3	1.10	1.16

Continued on next page...

Continued from previous page...

Atom-1	Atom-2	Interatomic distance (Å)	Clash overlap (Å)
29:gF:137:LEU:O	29:gF:139:THR:N	1.77	1.16
3:JF:5:THR:HG21	2:C4:551:PHE:CE1	1.78	1.16
28:BL:116:THR:OG1	4:ML:36:LEU:HD22	1.42	1.16
3:IL:104:ILE:CG2	3:IL:156:LEU:HD11	1.73	1.16
31:b9:84:CYS:HB2	33:b9:201:CYC:HAC1	1.28	1.16
32:iH:82:CYS:SG	33:iH:202:CYC:HAC1	1.85	1.16
24:VD:151:ARG:HD2	24:VD:154:GLN:CG	1.62	1.15
3:JF:79:ALA:HB2	1:BH:235:VAL:CG1	1.75	1.15
43:c1:515:BCR:C32	13:i1:24:LEU:HD11	1.75	1.15
9:d1:110:LEU:O	9:d1:114:VAL:N	1.78	1.15
32:i2:82:CYS:SG	33:i2:202:CYC:HAC1	1.85	1.15
8:cD:192:ASN:O	8:cD:195:VAL:HG22	1.42	1.15
17:mE:23:LEU:O	17:mE:27:ILE:CD1	1.94	1.15
32:iJ:82:CYS:SG	33:iJ:202:CYC:HAC1	1.85	1.15
2:BB:460:ILE:CD1	2:BB:483:ARG:CZ	2.23	1.15
4:WB:62:TYR:CD1	1:B7:239:ALA:HB3	1.80	1.15
3:XB:82:LEU:HD22	1:B7:235:VAL:CG2	1.64	1.15
8:CD:59:VAL:O	15:KD:10:LEU:HD23	1.44	1.15
7:BE:94:GLU:OE2	40:BE:622:LMT:H32	1.00	1.15
4:MF:121:VAL:CG2	33:MF:201:CYC:C3D	2.24	1.15
28:BL:119:THR:CG2	4:ML:151:ILE:HD11	1.65	1.15
32:e2:120:LEU:CA	1:B2:170:ARG:HH22	1.60	1.15
1:B5:239:ALA:HB3	4:1L:63:SER:CA	1.74	1.15
8:cD:259:LEU:CD1	36:cD:510:CLA:C1D	2.24	1.15
2:BB:123:GLY:CA	12:HD:21:VAL:HG12	1.76	1.15
1:BC:240:LEU:CA	4:P4:67:ARG:NH2	2.10	1.15
6:AD:210:LEU:HD13	45:DD:401:PHO:C1D	1.56	1.15
8:CE:59:VAL:CG2	15:KE:10:LEU:HB3	1.62	1.15
28:EF:117:PHE:CG	28:EF:118:ALA:N	1.81	1.15
4:YF:76:ARG:NH1	3:ZF:106:GLU:HB3	1.59	1.15
4:MK:121:VAL:CG2	33:MK:201:CYC:C3D	2.24	1.15
11:f1:29:THR:O	11:f1:33:LEU:CD2	1.95	1.15
2:C4:73:ASN:O	27:zE:30:PRO:HB2	1.44	1.15
31:b5:84:CYS:HB2	33:b5:201:CYC:HAC1	1.28	1.15
32:e5:153:CYS:SG	33:e5:202:CYC:C2C	2.35	1.15
32:e7:120:LEU:O	1:B7:170:ARG:NH2	1.79	1.15
31:bA:84:CYS:HB2	33:bA:201:CYC:HAC1	1.28	1.15
11:fD:29:THR:O	11:fD:33:LEU:CD2	1.95	1.15
32:e3:120:LEU:O	1:B3:170:ARG:NH2	1.79	1.15
4:z4:1:MET:CG	2:B4:737:GLN:NE2	2.08	1.15
32:eA:153:CYS:SG	33:eA:202:CYC:C2C	2.35	1.15

Continued on next page...

Continued from previous page...

Atom-1	Atom-2	Interatomic distance (Å)	Clash overlap (Å)
9:dD:110:LEU:O	9:dD:114:VAL:N	1.78	1.15
17:mD:23:LEU:O	17:mD:27:ILE:CD1	1.94	1.15
3:6L:80:THR:CG2	33:6L:201:CYC:C2D	2.24	1.15
3:XB:82:LEU:HD23	1:B7:235:VAL:HA	1.17	1.15
7:BE:75:TRP:CZ3	7:BE:94:GLU:CG	2.29	1.15
1:BI:170:ARG:HH22	32:eI:120:LEU:HA	1.12	1.15
1:BI:196:GLN:CG	32:gI:121:GLY:HA2	1.76	1.15
4:YK:77:ARG:NH2	29:gK:166:GLU:CD	2.04	1.15
32:e8:153:CYS:SG	33:e8:202:CYC:C2C	2.35	1.15
32:e9:120:LEU:CA	1:B9:170:ARG:HH22	1.60	1.15
11:fE:29:THR:O	11:fE:33:LEU:CD2	1.95	1.15
1:BC:170:ARG:NH2	32:eC:120:LEU:O	1.79	1.14
7:BE:94:GLU:CD	40:BE:622:LMT:C3	2.18	1.14
28:BG:119:THR:CG2	4:MG:151:ILE:HD11	1.65	1.14
3:IG:101:VAL:HG12	3:IG:105:GLU:OE2	1.47	1.14
4:ML:33:THR:OG1	4:ML:36:LEU:HD11	1.43	1.14
6:a1:35:ILE:CG2	13:i1:18:LEU:HD22	1.76	1.14
32:e3:153:CYS:SG	33:e3:202:CYC:C2C	2.35	1.14
18:OD:167:SER:C	18:oE:168:THR:HG22	1.70	1.14
28:BL:113:GLU:CG	4:ML:36:LEU:HB3	1.76	1.14
3:IL:4:VAL:CG1	3:IL:8:ILE:HD11	1.63	1.14
6:A1:135:TYR:HE1	13:I1:31:ASN:ND2	1.17	1.14
32:e2:153:CYS:SG	33:e2:202:CYC:C2C	2.35	1.14
9:dE:80:THR:CA	9:dE:111:TRP:CD1	2.31	1.14
32:eH:153:CYS:SG	33:eH:202:CYC:C2C	2.35	1.14
31:bI:84:CYS:HB2	33:bI:201:CYC:HAC1	1.28	1.14
2:CB:91:PRO:O	28:EK:129:ASN:ND2	1.81	1.14
2:CB:489:LYS:NZ	4:YK:76:ARG:HD3	1.62	1.14
18:O1:56:GLY:HA2	18:oD:170:PHE:CZ	1.81	1.14
31:b3:84:CYS:HB2	33:b3:201:CYC:HAC1	1.28	1.14
2:B4:732:ASN:ND2	2:B4:887:GLU:OE2	1.81	1.14
2:C4:460:ILE:CD1	2:C4:483:ARG:CZ	2.23	1.14
32:c7:14:THR:O	1:B7:195:PRO:HG3	1.43	1.14
32:i7:82:CYS:SG	33:i7:202:CYC:HAC1	1.85	1.14
6:aD:35:ILE:CG2	13:iD:18:LEU:HD22	1.77	1.14
9:dD:103:ARG:CD	10:eD:76:ILE:CG2	2.20	1.14
32:iI:82:CYS:SG	33:iI:202:CYC:HAC1	1.85	1.14
3:6L:80:THR:HG21	33:6L:201:CYC:C3D	1.78	1.14
1:BA:231:PRO:O	3:QB:52:LYS:NZ	1.78	1.14
2:CB:70:ARG:NH2	27:zD:35:GLN:HE21	1.44	1.14
2:CB:155:TYR:HA	8:cD:10:LEU:HD21	1.27	1.14

Continued on next page...

Continued from previous page...

Atom-1	Atom-2	Interatomic distance (Å)	Clash overlap (Å)
2:CB:721:LEU:HD13	4:xB:154:ASP:HB3	1.24	1.14
4:YF:77:ARG:NH2	29:gF:166:GLU:OE2	1.81	1.14
1:BI:196:GLN:HG2	32:gI:121:GLY:HA2	1.24	1.14
4:a4:67:ARG:H	4:a4:68:PRO:CD	1.58	1.14
32:e7:153:CYS:SG	33:e7:202:CYC:C2C	2.35	1.14
3:6G:80:THR:CG2	33:6G:201:CYC:C2D	2.24	1.14
3:6G:80:THR:HG21	33:6G:201:CYC:C3D	1.78	1.14
1:BA:240:LEU:CA	4:PB:67:ARG:NH2	2.10	1.14
8:CD:122:ARG:HG2	27:ZD:33:TRP:CH2	1.82	1.14
4:YF:76:ARG:HD3	2:C4:489:LYS:NZ	1.61	1.14
33:YF:201:CYC:HAA1	2:C4:458:TYR:OH	1.48	1.14
1:BI:170:ARG:HH22	32:eI:120:LEU:CA	1.60	1.14
28:EK:128:ALA:CB	4:YK:58:LYS:HD2	1.77	1.14
3:NL:75:GLU:OE2	1:B5:197:VAL:CG1	1.95	1.14
17:m1:23:LEU:O	17:m1:27:ILE:CD1	1.94	1.14
2:C4:151:ASN:HD22	8:cE:125:GLU:HB2	1.06	1.14
6:aE:35:ILE:CG2	13:iE:18:LEU:HD22	1.76	1.14
9:dE:110:LEU:O	9:dE:114:VAL:N	1.78	1.14
32:eI:153:CYS:SG	33:eI:202:CYC:C2C	2.35	1.14
4:hK:85:LEU:CD2	33:hK:201:CYC:CBC	2.01	1.14
2:CB:70:ARG:CZ	27:zD:35:GLN:NE2	2.10	1.13
8:CD:59:VAL:CG2	15:KD:10:LEU:HB3	1.62	1.13
8:CE:122:ARG:HG2	27:ZE:33:TRP:CH2	1.82	1.13
15:KE:10:LEU:HG	15:KE:11:PRO:HD3	1.15	1.13
1:BI:206:PHE:CD1	3:u4:76:GLU:HG3	1.81	1.13
6:A1:135:TYR:CE1	13:I1:31:ASN:CG	2.26	1.13
8:C1:122:ARG:HG2	27:Z1:33:TRP:CH2	1.82	1.13
4:a4:62:TYR:OH	33:V4:201:CYC:HHA	1.46	1.13
32:e6:120:LEU:CA	1:B6:170:ARG:HH22	1.60	1.13
32:eC:153:CYS:SG	33:eC:202:CYC:C2C	2.35	1.13
4:hK:91:TYR:HE2	33:hK:201:CYC:HBB1	1.13	1.13
1:BA:170:ARG:NH2	32:eA:120:LEU:O	1.79	1.13
2:BB:732:ASN:ND2	2:BB:887:GLU:OE2	1.81	1.13
1:BH:204:ARG:CB	3:dF:47:ARG:HH22	1.61	1.13
4:MK:121:VAL:HG21	33:MK:201:CYC:C3D	1.79	1.13
28:BL:145:ARG:CA	3:KL:75:GLU:CD	2.21	1.13
8:C1:59:VAL:O	15:K1:10:LEU:HD23	1.44	1.13
9:d1:80:THR:CA	9:d1:111:TRP:CD1	2.31	1.13
31:j2:84:CYS:CB	33:j2:201:CYC:HAC1	1.79	1.13
1:B2:206:PHE:CD1	3:o4:76:GLU:CB	2.30	1.13
1:B3:229:SER:C	1:B3:231:PRO:HD3	1.72	1.13

Continued on next page...

Continued from previous page...

Atom-1	Atom-2	Interatomic distance (Å)	Clash overlap (Å)
2:C4:732:ASN:ND2	2:C4:887:GLU:OE2	1.81	1.13
31:h5:84:CYS:CB	33:h5:201:CYC:HAC1	1.79	1.13
31:j7:84:CYS:CB	33:j7:201:CYC:HAC1	1.79	1.13
1:B7:230:ARG:NH1	32:c9:10:SER:HB2	1.61	1.13
32:e9:153:CYS:SG	33:e9:202:CYC:C2C	2.35	1.13
31:hA:84:CYS:CB	33:hA:201:CYC:HAC1	1.79	1.13
8:cD:16:GLU:HG3	30:mK:63:PRO:HG3	1.22	1.13
9:dD:80:THR:CA	9:dD:111:TRP:CD1	2.31	1.13
31:hI:84:CYS:CB	33:hI:201:CYC:HAC1	1.79	1.13
32:eJ:153:CYS:SG	33:eJ:202:CYC:C2C	2.35	1.13
2:CB:74:ARG:HA	27:zD:30:PRO:CG	1.78	1.13
2:CB:732:ASN:ND2	2:CB:887:GLU:OE2	1.81	1.13
9:DE:88:SER:HB3	10:EE:69:ARG:HH12	1.08	1.13
9:DE:103:ARG:HH21	10:EE:73:LYS:NZ	1.47	1.13
4:IK:57:ALA:HA	4:IK:61:LEU:HD23	1.28	1.13
1:B2:238:VAL:HG13	3:O4:79:ALA:HB3	1.28	1.13
31:b3:84:CYS:CB	33:b3:201:CYC:HAC1	1.79	1.13
31:j3:84:CYS:CB	33:j3:201:CYC:HAC1	1.79	1.13
2:C4:74:ARG:CA	27:zE:30:PRO:HB2	1.77	1.13
32:e6:153:CYS:SG	33:e6:202:CYC:C2C	2.35	1.13
31:d8:84:CYS:CB	33:d8:201:CYC:HAC1	1.79	1.13
4:aB:67:ARG:H	4:aB:68:PRO:CD	1.56	1.13
9:dD:98:GLN:HG3	10:eD:73:LYS:HZ1	1.04	1.13
2:CB:458:TYR:OH	33:YK:201:CYC:HAA1	1.48	1.13
9:DD:103:ARG:HH21	10:ED:73:LYS:NZ	1.47	1.13
28:EF:128:ALA:CB	4:YF:58:LYS:HD2	1.77	1.13
4:MF:121:VAL:HG21	33:MF:201:CYC:C3D	1.79	1.13
28:BG:143:MET:HE3	3:KG:52:LYS:HE2	1.31	1.13
3:IG:62:ARG:CG	3:IG:128:GLU:OE1	1.96	1.13
1:BI:187:TYR:HA	1:BI:190:THR:OG1	1.47	1.13
3:AL:19:SER:HB2	3:IL:101:VAL:HG21	1.14	1.13
28:BL:119:THR:CA	4:ML:151:ILE:HD12	1.79	1.13
3:IL:4:VAL:CG1	3:IL:8:ILE:HD12	1.65	1.13
18:O1:55:ARG:NH2	18:oD:241:GLU:OE2	1.80	1.13
4:x4:73:TYR:CD2	4:x4:74:THR:HG23	1.84	1.13
2:C4:155:TYR:CA	8:cE:10:LEU:CD2	2.27	1.13
31:b5:84:CYS:CB	33:b5:201:CYC:HAC1	1.79	1.13
31:l6:84:CYS:CB	33:l6:201:CYC:HAC1	1.79	1.13
31:b8:84:CYS:CB	33:b8:201:CYC:HAC1	1.79	1.13
31:h9:84:CYS:CB	33:h9:201:CYC:HAC1	1.79	1.13
31:jC:84:CYS:CB	33:jC:201:CYC:HAC1	1.79	1.13

Continued on next page...

Continued from previous page...

Atom-1	Atom-2	Interatomic distance (Å)	Clash overlap (Å)
8:cD:191:LEU:HD11	40:cD:501:LMT:C6	1.78	1.13
31:dH:84:CYS:CB	33:dH:201:CYC:HAC1	1.79	1.13
1:BC:104:TYR:OH	32:cC:116:THR:HG21	1.49	1.13
8:CD:390:SER:HB3	8:CD:394:VAL:HB	1.31	1.13
4:IF:57:ALA:CA	4:IF:61:LEU:CD2	2.26	1.13
2:CB:460:ILE:CD1	2:CB:483:ARG:CZ	2.23	1.12
4:YF:77:ARG:NH2	29:gF:166:GLU:CD	2.04	1.12
28:BG:145:ARG:CA	3:KG:75:GLU:CD	2.21	1.12
2:C4:73:ASN:O	27:zE:30:PRO:CB	1.97	1.13
2:C4:74:ARG:HA	27:zE:30:PRO:HB2	1.21	1.13
2:C4:85:LEU:CD1	2:C4:87:ARG:N	2.12	1.13
31:h7:84:CYS:CB	33:h7:201:CYC:HAC1	1.79	1.12
31:bA:84:CYS:CB	33:bA:201:CYC:HAC1	1.79	1.13
31:dA:84:CYS:CB	33:dA:201:CYC:HAC1	1.79	1.12
15:kE:23:ILE:HD11	26:yE:72:LEU:HD13	1.24	1.13
31:jH:84:CYS:CB	33:jH:201:CYC:HAC1	1.79	1.12
31:lH:84:CYS:CB	33:lH:201:CYC:HAC1	1.79	1.12
31:jJ:84:CYS:CB	33:jJ:201:CYC:HAC1	1.79	1.13
28:BL:116:THR:CG2	4:ML:144:ASP:HB2	1.78	1.12
31:d5:84:CYS:CB	33:d5:201:CYC:HAC1	1.79	1.12
2:BB:123:GLY:CA	12:HD:19:GLY:O	1.97	1.12
8:CE:318:ALA:HB2	23:UE:123:ASP:HB2	1.14	1.12
28:BG:119:THR:CA	4:MG:151:ILE:HD12	1.79	1.12
28:BG:124:PRO:C	4:JG:135:GLU:CD	2.16	1.12
3:IL:101:VAL:HG13	3:IL:155:TYR:CD2	1.82	1.12
3:IL:101:VAL:HG12	3:IL:105:GLU:OE2	1.47	1.12
6:A1:135:TYR:OH	13:I1:31:ASN:HB2	1.49	1.12
31:h2:84:CYS:CB	33:h2:201:CYC:HAC1	1.79	1.12
31:d3:84:CYS:CB	33:d3:201:CYC:HAC1	1.79	1.12
31:l3:84:CYS:CB	33:l3:201:CYC:HAC1	1.79	1.12
1:B3:220:ASN:OD1	3:o4:56:ASN:HB2	1.46	1.12
1:B7:218:PRO:HG3	3:oB:75:GLU:OE2	1.50	1.12
1:B7:230:ARG:NH1	32:c9:10:SER:OG	1.74	1.12
31:j8:84:CYS:CB	33:j8:201:CYC:HAC1	1.79	1.12
31:l8:84:CYS:CB	33:l8:201:CYC:HAC1	1.79	1.12
31:jA:84:CYS:CB	33:jA:201:CYC:HAC1	1.79	1.12
31:lC:84:CYS:CB	33:lC:201:CYC:HAC1	1.79	1.12
31:bH:84:CYS:CB	33:bH:201:CYC:HAC1	1.79	1.12
31:hH:84:CYS:CB	33:hH:201:CYC:HAC1	1.79	1.12
28:EF:117:PHE:CD1	28:EF:118:ALA:CA	2.31	1.12
3:JF:52:LYS:HZ2	1:BH:228:VAL:CB	1.62	1.12

Continued on next page...

Continued from previous page...

Atom-1	Atom-2	Interatomic distance (Å)	Clash overlap (Å)
3:JF:65:VAL:CG2	33:JF:201:CYC:OC	1.97	1.12
28:BG:116:THR:CG2	4:MG:144:ASP:HB2	1.78	1.12
28:EK:135:PRO:HG2	28:EK:136:ASN:H	1.00	1.12
4:YK:77:ARG:NH2	29:gK:166:GLU:OE2	1.81	1.12
28:BL:145:ARG:HA	3:KL:75:GLU:OE1	1.48	1.12
3:IL:90:ARG:CG	4:JL:18:TYR:CZ	2.31	1.12
3:IL:112:VAL:CG1	3:IL:116:TYR:CD2	2.28	1.12
8:C1:390:SER:HB3	8:C1:394:VAL:HB	1.31	1.12
9:D1:103:ARG:HH21	10:E1:73:LYS:NZ	1.47	1.12
1:B2:231:PRO:O	3:O4:52:LYS:HE2	1.47	1.12
32:c3:116:THR:HG21	1:B3:104:TYR:OH	1.49	1.12
31:h3:84:CYS:CB	33:h3:201:CYC:HAC1	1.79	1.12
31:j5:84:CYS:CB	33:j5:201:CYC:HAC1	1.79	1.12
31:l5:84:CYS:CB	33:l5:201:CYC:HAC1	1.79	1.12
31:j6:84:CYS:CB	33:j6:201:CYC:HAC1	1.79	1.12
31:bC:84:CYS:CB	33:bC:201:CYC:HAC1	1.79	1.12
31:hJ:84:CYS:CB	33:hJ:201:CYC:HAC1	1.79	1.12
15:KD:10:LEU:HG	15:KD:11:PRO:HD3	1.14	1.12
18:OD:168:THR:CA	18:oE:168:THR:CG2	2.25	1.12
28:EF:127:THR:O	28:EF:129:ASN:CB	1.98	1.12
28:BG:119:THR:HG22	4:MG:151:ILE:HG13	1.31	1.12
3:IG:70:GLY:CA	3:IG:73:TYR:CE2	2.32	1.12
28:EK:127:THR:O	28:EK:129:ASN:CB	1.98	1.12
3:JK:65:VAL:CG2	33:JK:201:CYC:OC	1.97	1.12
3:IL:29:PHE:CD1	3:IL:30:VAL:N	2.17	1.12
31:d2:84:CYS:CB	33:d2:201:CYC:HAC1	1.79	1.12
32:i3:82:CYS:SG	33:i3:202:CYC:HAC1	1.85	1.12
31:b6:84:CYS:HB2	33:b6:201:CYC:HAC1	1.28	1.12
31:b7:84:CYS:CB	33:b7:201:CYC:HAC1	1.79	1.12
31:h8:84:CYS:CB	33:h8:201:CYC:HAC1	1.79	1.12
31:j9:84:CYS:CB	33:j9:201:CYC:HAC1	1.79	1.12
1:B9:210:GLU:OE2	4:tB:128:GLN:CD	1.92	1.12
8:cE:192:ASN:CB	40:cE:501:LMT:H6D	1.77	1.12
9:dE:98:GLN:HG3	10:eE:73:LYS:HZ1	1.06	1.12
31:dJ:84:CYS:CB	33:dJ:201:CYC:HAC1	1.79	1.12
29:gK:155:GLN:HB3	29:gK:156:PRO:HD3	1.32	1.12
2:CB:85:LEU:CD1	2:CB:87:ARG:N	2.12	1.12
6:AE:190:HIS:CB	8:CE:398:ILE:HD11	1.80	1.12
8:CE:390:SER:HB3	8:CE:394:VAL:HB	1.31	1.12
28:EF:128:ALA:CB	4:YF:58:LYS:CD	2.28	1.12
28:EF:129:ASN:ND2	2:C4:91:PRO:O	1.81	1.12

Continued on next page...

Continued from previous page...

Atom-1	Atom-2	Interatomic distance (Å)	Clash overlap (Å)
3:IG:70:GLY:N	3:IG:73:TYR:OH	1.79	1.12
3:IG:90:ARG:CG	4:JG:18:TYR:CZ	2.31	1.12
3:IG:104:ILE:HG22	3:IG:156:LEU:HD21	1.26	1.12
3:IL:70:GLY:N	3:IL:73:TYR:OH	1.79	1.12
15:k1:23:ILE:HD11	26:y1:72:LEU:HD13	1.24	1.12
31:l2:84:CYS:CB	33:l2:201:CYC:HAC1	1.79	1.12
31:b6:84:CYS:CB	33:b6:201:CYC:HAC1	1.79	1.12
32:e9:120:LEU:HA	1:B9:170:ARG:HH22	1.12	1.12
1:B9:208:PRO:HG3	4:tB:62:TYR:O	1.49	1.12
4:xB:73:TYR:CD2	4:xB:74:THR:HG23	1.84	1.12
4:hF:91:TYR:HE2	33:hF:201:CYC:HBB1	1.13	1.12
1:BA:104:TYR:OH	32:cA:116:THR:HG21	1.49	1.11
2:BB:549:VAL:CG2	3:4L:107:ILE:CD1	2.28	1.11
6:AD:190:HIS:CB	8:CD:398:ILE:HD11	1.80	1.11
6:AD:210:LEU:HD12	45:DD:401:PHO:CHD	1.76	1.11
9:DD:121:ALA:HB1	45:DD:401:PHO:H41	1.21	1.11
6:AE:210:LEU:CD1	45:DE:401:PHO:CHD	2.26	1.11
7:BE:126:PRO:O	2:B4:157:PRO:HB3	1.48	1.11
3:NG:65:VAL:HG21	33:NG:201:CYC:OC	1.43	1.11
15:K1:10:LEU:CG	15:K1:11:PRO:HD3	1.80	1.11
9:d1:91:PHE:O	9:d1:97:ALA:HB2	1.47	1.11
31:b2:84:CYS:CB	33:b2:201:CYC:HAC1	1.79	1.11
31:l9:84:CYS:CB	33:l9:201:CYC:HAC1	1.79	1.11
3:yB:102:THR:O	3:yB:106:GLU:OE2	1.68	1.11
31:hC:84:CYS:CB	33:hC:201:CYC:HAC1	1.79	1.11
9:dE:91:PHE:O	9:dE:97:ALA:HB2	1.47	1.11
16:lE:12:VAL:HG22	17:mE:28:GLN:NE2	1.65	1.11
31:bI:84:CYS:CB	33:bI:201:CYC:HAC1	1.79	1.11
31:bJ:84:CYS:HB2	33:bJ:201:CYC:HAC1	1.28	1.11
2:CB:73:ASN:O	27:zD:30:PRO:CA	1.99	1.11
15:KD:10:LEU:CG	15:KD:11:PRO:HD3	1.80	1.11
28:EK:117:PHE:CD1	28:EK:118:ALA:CA	2.31	1.11
28:EK:128:ALA:CB	4:YK:58:LYS:CD	2.28	1.11
3:IL:70:GLY:CA	3:IL:73:TYR:CE2	2.32	1.11
8:C1:59:VAL:CG2	15:K1:10:LEU:HB3	1.62	1.11
1:B7:229:SER:C	1:B7:231:PRO:HD3	1.72	1.11
16:lD:12:VAL:HG22	17:mD:28:GLN:NE2	1.65	1.11
4:hF:85:LEU:CD2	33:hF:201:CYC:CBC	2.01	1.11
31:bJ:84:CYS:CB	33:bJ:201:CYC:HAC1	1.79	1.11
15:KE:10:LEU:CG	15:KE:11:PRO:HD3	1.80	1.11
28:EK:113:GLU:N	4:hK:35:GLU:OE2	1.75	1.11

Continued on next page...

Continued from previous page...

Atom-1	Atom-2	Interatomic distance (Å)	Clash overlap (Å)
28:BL:124:PRO:C	4:JL:135:GLU:CD	2.16	1.11
28:BL:143:MET:HE3	3:KL:52:LYS:HE2	1.31	1.11
6:A1:190:HIS:CB	8:C1:398:ILE:HD11	1.80	1.11
8:c1:128:GLU:CB	8:c1:135:GLY:HA2	1.80	1.11
16:l1:12:VAL:HG22	17:m1:28:GLN:NE2	1.65	1.11
32:c5:151:GLY:HA3	33:c5:202:CYC:CMD	1.81	1.11
31:l7:84:CYS:CB	33:l7:201:CYC:HAC1	1.79	1.11
31:lA:84:CYS:CB	33:lA:201:CYC:HAC1	1.79	1.11
31:dI:84:CYS:CB	33:dI:201:CYC:HAC1	1.79	1.11
31:jI:84:CYS:CB	33:jI:201:CYC:HAC1	1.79	1.11
32:cJ:151:GLY:HA3	33:cJ:202:CYC:CMD	1.81	1.11
8:CD:318:ALA:HB2	23:UD:123:ASP:HB2	1.14	1.11
3:IG:134:LYS:HG2	3:IG:153:PHE:CG	1.83	1.11
1:BJ:236:THR:HB	3:4G:83:ARG:CD	1.80	1.11
3:y4:102:THR:O	3:y4:106:GLU:OE2	1.68	1.11
32:i5:82:CYS:SG	33:i5:202:CYC:HAC1	1.85	1.11
31:d7:84:CYS:CB	33:d7:201:CYC:HAC1	1.79	1.11
8:cD:256:GLU:O	8:cD:260:SER:OG	1.65	1.11
32:cI:151:GLY:HA3	33:cI:202:CYC:CMD	1.81	1.11
1:BA:229:SER:C	1:BA:231:PRO:HD3	1.72	1.11
13:ID:27:ASP:H	13:ID:28:PRO:CD	1.64	1.11
13:IE:27:ASP:H	13:IE:28:PRO:CD	1.64	1.11
28:EF:117:PHE:CE1	28:EF:118:ALA:CA	2.34	1.11
3:IG:70:GLY:CA	3:IG:73:TYR:HE2	1.63	1.11
28:EK:117:PHE:CE1	28:EK:118:ALA:CA	2.34	1.11
3:IL:88:TYR:OH	3:IL:116:TYR:OH	1.66	1.11
13:I1:27:ASP:H	13:I1:28:PRO:CD	1.64	1.11
9:d1:103:ARG:CD	10:e1:76:ILE:CG2	2.20	1.11
32:c6:151:GLY:HA3	33:c6:202:CYC:CMD	1.81	1.11
31:h6:84:CYS:CB	33:h6:201:CYC:HAC1	1.79	1.11
1:B6:203:VAL:O	3:uB:77:MET:CE	1.99	1.11
31:b7:84:CYS:HB2	33:b7:201:CYC:HAC1	1.28	1.11
31:d9:84:CYS:CB	33:d9:201:CYC:HAC1	1.79	1.11
31:lI:84:CYS:CB	33:lI:201:CYC:HAC1	1.79	1.11
4:TB:62:TYR:HD1	1:B9:239:ALA:HB3	1.12	1.10
3:IG:4:VAL:CG1	3:IG:8:ILE:HD11	1.63	1.10
3:IG:101:VAL:HG13	3:IG:155:TYR:CD2	1.86	1.10
3:IL:4:VAL:HG11	3:IL:8:ILE:HD11	1.25	1.10
3:IL:70:GLY:CA	3:IL:73:TYR:HE2	1.63	1.10
8:C1:191:LEU:HB2	8:C1:226:TRP:HE1	0.99	1.10
15:K1:10:LEU:HG	15:K1:11:PRO:HD3	1.14	1.10

Continued on next page...

Continued from previous page...

Atom-1	Atom-2	Interatomic distance (Å)	Clash overlap (Å)
1:B2:213:PRO:CD	4:v4:67:ARG:HH12	1.64	1.10
32:i9:82:CYS:SG	33:i9:202:CYC:HAC1	1.85	1.10
7:bD:161:LEU:HD22	8:cE:194:LEU:CD2	1.79	1.10
31:lJ:84:CYS:CB	33:lJ:201:CYC:HAC1	1.79	1.10
4:TB:62:TYR:CD1	1:B9:239:ALA:HB2	1.82	1.10
3:XF:83:ARG:O	3:XF:85:LEU:N	1.83	1.10
3:IG:88:TYR:OH	3:IG:116:TYR:OH	1.66	1.10
1:BI:205:ARG:HB3	3:u4:76:GLU:HB3	1.25	1.10
28:BL:119:THR:HG22	4:ML:151:ILE:HG13	1.31	1.10
2:C4:502:ILE:CD1	4:aF:79:ALA:HB3	1.78	1.10
31:d6:84:CYS:CB	33:d6:201:CYC:HAC1	1.79	1.10
32:c7:116:THR:HG21	1:B7:104:TYR:OH	1.49	1.10
1:B7:220:ASN:OD1	3:oB:56:ASN:CB	1.99	1.10
32:i8:82:CYS:SG	33:i8:202:CYC:HAC1	1.85	1.10
31:b9:84:CYS:CB	33:b9:201:CYC:HAC1	1.79	1.10
31:dC:84:CYS:CB	33:dC:201:CYC:HAC1	1.79	1.10
8:cE:262:SER:OG	36:cE:508:CLA:C1B	1.96	1.10
2:BB:255:GLN:HB2	2:BB:396:GLU:OE2	0.92	1.10
2:CB:502:ILE:CD1	4:aK:79:ALA:HB3	1.77	1.10
3:IL:83:ARG:O	3:IL:87:TYR:CD2	2.04	1.10
4:z4:1:MET:HB3	2:B4:737:GLN:HE22	1.08	1.10
32:c8:151:GLY:HA3	33:c8:202:CYC:CMD	1.81	1.10
32:cC:151:GLY:HA3	33:cC:202:CYC:CMD	1.81	1.10
9:dD:91:PHE:O	9:dD:97:ALA:HB2	1.47	1.10
6:aE:257:ARG:NE	7:bE:498:VAL:HG21	1.65	1.10
9:dE:80:THR:N	9:dE:111:TRP:CD1	2.19	1.10
9:dE:103:ARG:CD	10:eE:76:ILE:CG2	2.20	1.10
4:hK:84:ASP:CG	33:hK:201:CYC:HHB	1.75	1.10
1:BC:206:PHE:HD2	3:q4:76:GLU:CB	1.65	1.10
32:c3:151:GLY:HA3	33:c3:202:CYC:CMD	1.81	1.10
3:o4:23:LEU:CD1	4:p4:38:VAL:CG2	2.04	1.10
17:mE:30:GLN:HE22	39:mE:101:LMG:C6	1.64	1.10
32:cH:151:GLY:HA3	33:cH:202:CYC:CMD	1.81	1.10
2:BB:549:VAL:HG22	3:4L:107:ILE:HD11	1.29	1.10
2:CB:155:TYR:HA	8:cD:10:LEU:CD2	1.81	1.10
4:TB:62:TYR:O	1:B9:240:LEU:CD1	1.97	1.10
4:TB:64:ASP:CA	4:TB:67:ARG:HD2	1.82	1.10
1:BC:240:LEU:O	4:P4:67:ARG:CZ	2.00	1.10
8:CD:193:PRO:CD	7:BE:161:LEU:HD11	1.81	1.10
10:ED:15:THR:CG2	14:JD:6:LYS:HB3	1.82	1.10
10:EE:15:THR:CG2	14:JE:6:LYS:HB3	1.82	1.10

Continued on next page...

Continued from previous page...

Atom-1	Atom-2	Interatomic distance (Å)	Clash overlap (Å)
28:EF:135:PRO:HG2	28:EF:136:ASN:H	1.00	1.10
28:BG:117:PHE:O	4:MG:148:GLU:HG2	1.51	1.10
3:IG:4:VAL:HG11	3:IG:8:ILE:HD11	1.25	1.10
10:E1:15:THR:CG2	14:J1:6:LYS:HB3	1.82	1.10
8:c1:60:SER:CA	15:k1:10:LEU:HB2	1.82	1.10
4:T4:161:SER:OG	4:aB:161:SER:O	1.67	1.10
2:B4:141:VAL:HG23	2:B4:211:GLN:OE1	1.52	1.10
2:C4:151:ASN:ND2	8:cE:125:GLU:HB2	1.67	1.10
32:c6:116:THR:HG21	1:B6:104:TYR:OH	1.51	1.10
32:cA:151:GLY:HA3	33:cA:202:CYC:CMD	1.81	1.10
4:aB:71:ASN:OD1	4:aB:121:VAL:HA	1.51	1.10
4:hF:84:ASP:CG	33:hF:201:CYC:HHB	1.75	1.10
1:BA:206:PHE:HD2	3:qB:76:GLU:CB	1.65	1.09
1:BC:240:LEU:HD23	4:P4:67:ARG:HH22	1.04	1.09
18:OD:55:ARG:HD2	18:OD:167:SER:OG	1.51	1.09
18:OD:168:THR:N	18:oE:168:THR:HG21	1.67	1.09
28:EK:117:PHE:HD1	28:EK:119:THR:N	1.39	1.09
32:c2:116:THR:HG21	1:B2:104:TYR:OH	1.51	1.09
4:a4:71:ASN:OD1	4:a4:121:VAL:HA	1.51	1.09
1:B5:239:ALA:N	4:1L:63:SER:CA	2.14	1.09
17:mD:30:GLN:HE22	39:mD:101:LMG:C6	1.64	1.09
26:yE:72:LEU:CD2	39:yE:101:LMG:H142	1.82	1.09
1:BA:240:LEU:O	4:PB:67:ARG:CZ	2.00	1.09
2:BB:731:VAL:HG23	33:BB:1001:CYC:O1D	1.52	1.09
4:TB:64:ASP:HA	4:TB:67:ARG:HD2	1.33	1.09
28:BG:145:ARG:HA	3:KG:75:GLU:OE1	1.48	1.09
3:IG:4:VAL:CG1	3:IG:8:ILE:HD12	1.65	1.09
1:BI:104:TYR:OH	32:cI:116:THR:HG21	1.51	1.09
1:BI:196:GLN:NE2	32:gI:118:LEU:O	1.86	1.09
3:JK:52:LYS:NZ	1:B8:228:VAL:CB	2.16	1.09
3:IL:39:ILE:HD11	3:IL:145:ASP:CG	1.78	1.09
3:IL:89:LEU:HD21	3:IL:133:MET:CE	1.82	1.09
18:O1:229:SER:OG	18:oD:55:ARG:NH1	1.84	1.09
6:a1:35:ILE:HG21	13:i1:18:LEU:HD22	1.16	1.09
31:l2:57:GLN:CG	31:bH:70:GLN:NE2	2.15	1.09
2:B4:255:GLN:HB2	2:B4:396:GLU:OE2	0.92	1.09
1:B5:236:THR:HB	3:4L:83:ARG:HD2	1.15	1.09
32:c7:151:GLY:HA3	33:c7:202:CYC:CMD	1.81	1.09
6:aD:35:ILE:HG21	13:iD:18:LEU:HD22	1.16	1.09
9:dD:80:THR:N	9:dD:111:TRP:CD1	2.19	1.09
32:iH:151:GLY:HA3	33:iH:201:CYC:HMD3	1.34	1.09

Continued on next page...

Continued from previous page...

Atom-1	Atom-2	Interatomic distance (Å)	Clash overlap (Å)
1:BA:170:ARG:HH22	32:eA:120:LEU:CA	1.65	1.09
2:BB:123:GLY:HA3	12:HD:20:LYS:C	1.75	1.09
18:OD:167:SER:C	18:oE:168:THR:CG2	2.22	1.09
7:BE:75:TRP:CE3	7:BE:94:GLU:CG	2.35	1.09
3:ZF:126:VAL:HG21	33:ZF:201:CYC:C3C	1.83	1.09
3:IG:39:ILE:HD11	3:IG:145:ASP:CG	1.78	1.09
3:IG:77:MET:CE	33:IG:201:CYC:HAD1	1.82	1.09
28:EK:117:PHE:CD1	28:EK:118:ALA:C	2.30	1.09
28:EK:131:ARG:HB3	4:YK:62:TYR:HB2	1.34	1.09
8:C1:196:ILE:HG23	8:C1:197:PHE:N	1.53	1.09
31:b2:84:CYS:HB2	33:b2:201:CYC:HAC1	1.27	1.09
2:C4:255:GLN:HG2	2:C4:395:THR:HG23	1.10	1.09
32:i6:151:GLY:HA3	33:i6:201:CYC:HMD3	1.34	1.09
32:e7:120:LEU:HA	1:B7:170:ARG:HH22	1.16	1.09
32:c9:151:GLY:HA3	33:c9:202:CYC:CMD	1.81	1.09
7:bE:490:VAL:O	7:bE:492:TRP:HZ3	1.34	1.09
2:BB:69:SER:O	2:BB:126:ASP:CB	2.00	1.09
2:CB:148:ARG:NH1	8:cD:13:ARG:HG2	1.68	1.09
2:CB:502:ILE:HD11	4:aK:79:ALA:HB1	1.29	1.09
6:AD:210:LEU:HD11	45:DD:401:PHO:C1D	1.70	1.09
28:EF:133:PRO:HD2	3:ZF:76:GLU:OE2	0.92	1.09
3:IL:29:PHE:HD1	3:IL:30:VAL:N	1.49	1.09
17:m1:30:GLN:HE22	39:m1:101:LMG:C6	1.64	1.09
32:e3:120:LEU:CA	1:B3:170:ARG:HH22	1.65	1.09
4:r4:154:ASP:HB3	2:B4:721:LEU:CD1	1.74	1.09
1:B6:205:ARG:HD3	1:B6:207:VAL:HG12	1.34	1.09
8:cD:60:SER:CA	15:kD:10:LEU:HB2	1.82	1.09
2:BB:549:VAL:HG22	3:4L:107:ILE:CD1	1.83	1.09
2:BB:737:GLN:HE22	4:zB:1:MET:HB3	1.08	1.09
1:BJ:236:THR:O	4:1G:62:TYR:CE2	2.06	1.09
31:b2:4:PRO:HD2	31:b2:5:LEU:H	1.18	1.09
32:i2:151:GLY:HA3	33:i2:201:CYC:HMD3	1.34	1.09
3:o4:80:THR:HA	3:o4:83:ARG:HG3	1.16	1.09
1:B7:205:ARG:CB	3:wB:77:MET:SD	2.39	1.09
32:iC:82:CYS:SG	33:iC:202:CYC:HAC1	1.85	1.09
11:fD:29:THR:HG22	11:fD:33:LEU:HD21	1.35	1.09
26:yD:72:LEU:CD2	39:yD:101:LMG:H142	1.82	1.09
29:gF:155:GLN:HB3	29:gF:156:PRO:HD3	1.32	1.09
4:hF:85:LEU:HD23	33:hF:201:CYC:HBC1	1.28	1.09
3:XB:61:LYS:NZ	1:B9:197:VAL:HG21	1.60	1.08
4:MF:17:LYS:HZ1	4:7L:15:GLN:NE2	1.50	1.08

Continued on next page...

Continued from previous page...

Atom-1	Atom-2	Interatomic distance (Å)	Clash overlap (Å)
3:IG:71:ASN:ND2	3:IG:121:THR:HA	1.67	1.08
3:IG:89:LEU:HD21	3:IG:133:MET:CE	1.82	1.08
3:JK:52:LYS:HZ1	1:B8:228:VAL:C	1.60	1.08
28:BL:117:PHE:O	4:ML:148:GLU:HG2	1.51	1.08
11:f1:29:THR:HG22	11:f1:33:LEU:HD21	1.35	1.08
32:c2:14:THR:HG21	1:B3:230:ARG:NH2	1.68	1.08
32:c2:151:GLY:HA3	33:c2:202:CYC:CMD	1.81	1.08
31:f2:4:PRO:HD2	31:f2:5:LEU:H	1.18	1.08
32:i6:82:CYS:SG	33:i6:202:CYC:HAC1	1.85	1.08
32:e7:120:LEU:CA	1:B7:170:ARG:HH22	1.65	1.08
32:c9:116:THR:HG21	1:B9:104:TYR:OH	1.51	1.08
31:jA:4:PRO:HD2	31:jA:5:LEU:H	1.18	1.08
6:aD:261:GLN:OE1	7:bD:492:TRP:NE1	1.84	1.08
15:kD:23:ILE:HD11	26:yD:72:LEU:HD13	1.24	1.08
6:aE:35:ILE:HG21	13:iE:18:LEU:HD22	1.16	1.08
2:BB:141:VAL:HG23	2:BB:211:GLN:OE1	1.52	1.08
13:IE:25:SER:O	13:IE:26:ASN:O	1.71	1.08
3:IG:4:VAL:HG12	3:IG:8:ILE:CD1	1.64	1.08
31:j3:4:PRO:HD2	31:j3:5:LEU:H	1.18	1.08
2:C4:701:ASP:OD2	4:cF:15:GLN:NE2	1.86	1.08
31:bC:4:PRO:HD2	31:bC:5:LEU:H	1.18	1.08
13:iE:15:PHE:HZ	43:iE:102:BCR:H331	0.91	1.08
4:hK:85:LEU:HD23	33:hK:201:CYC:HBC1	1.27	1.08
2:BB:48:SER:HB2	28:BL:110:LYS:HD3	1.08	1.08
2:CB:153:SER:HB2	8:cD:126:VAL:HG11	1.30	1.08
33:VB:201:CYC:CAA	4:aB:62:TYR:CE1	2.36	1.08
1:BC:170:ARG:HH22	32:eC:120:LEU:CA	1.65	1.08
3:IG:89:LEU:HD21	3:IG:133:MET:HE3	1.36	1.08
28:EK:133:PRO:HD2	3:ZK:76:GLU:OE2	0.92	1.08
28:BL:127:THR:OG1	28:BL:129:ASN:CB	2.01	1.08
18:O1:229:SER:OG	18:oD:55:ARG:CZ	2.01	1.08
9:d1:80:THR:N	9:d1:111:TRP:CD1	2.19	1.08
9:d1:98:GLN:HG3	10:e1:73:LYS:HZ1	1.08	1.08
2:C4:148:ARG:HD3	8:cE:13:ARG:HH12	1.11	1.08
33:g7:202:CYC:O2D	1:B7:183:ARG:NH2	1.87	1.08
32:i8:151:GLY:HA3	33:i8:201:CYC:HMD3	1.34	1.08
32:iC:151:GLY:HA3	33:iC:201:CYC:HMD3	1.34	1.08
8:cD:258:TYR:CB	36:cD:510:CLA:HMD3	1.74	1.08
7:bE:490:VAL:O	7:bE:492:TRP:CZ3	2.05	1.08
11:fE:29:THR:HG22	11:fE:33:LEU:HD21	1.35	1.08
2:CB:701:ASP:OD2	4:cK:15:GLN:NE2	1.87	1.08

Continued on next page...

Continued from previous page...

Atom-1	Atom-2	Interatomic distance (Å)	Clash overlap (Å)
3:OB:52:LYS:CB	1:B9:231:PRO:CB	2.29	1.08
1:BC:227:GLN:OE1	32:cI:15:ARG:HA	1.53	1.08
28:EF:127:THR:O	28:EF:129:ASN:CA	2.01	1.08
8:C1:318:ALA:HB2	23:U1:123:ASP:CB	1.83	1.08
1:B2:205:ARG:HD3	1:B2:207:VAL:HG12	1.34	1.08
31:l3:4:PRO:HD2	31:l3:5:LEU:H	1.18	1.08
1:B6:205:ARG:HB3	3:uB:76:GLU:HB3	1.32	1.08
31:b8:84:CYS:HB2	33:b8:201:CYC:HAC1	1.28	1.08
1:B9:206:PHE:CA	4:tB:62:TYR:CE2	2.34	1.08
13:iD:15:PHE:HZ	43:iD:102:BCR:H331	0.91	1.08
8:cE:192:ASN:CB	40:cE:501:LMT:H6E	1.76	1.08
31:bH:84:CYS:HB2	33:bH:201:CYC:HAC1	1.28	1.08
2:BB:82:LEU:H	2:BB:124:PHE:CB	1.65	1.08
1:BC:230:ARG:NH2	32:cI:14:THR:HG21	1.68	1.08
8:CD:318:ALA:HB2	23:UD:123:ASP:CB	1.84	1.08
4:YF:84:ASP:OD2	33:YF:201:CYC:CHB	2.02	1.08
29:QG:155:GLN:HG3	29:QG:156:PRO:N	1.61	1.08
28:EK:128:ALA:HB2	4:YK:58:LYS:HD2	1.35	1.08
3:IL:77:MET:CE	33:IL:201:CYC:HAD1	1.82	1.08
3:NL:68:PRO:CD	1:B5:194:PHE:CE1	2.24	1.08
8:C1:318:ALA:HB2	23:U1:123:ASP:HB2	1.14	1.08
26:y1:72:LEU:CD2	39:y1:101:LMG:H142	1.82	1.08
31:d2:4:PRO:HD2	31:d2:5:LEU:H	1.18	1.08
32:e2:120:LEU:HA	1:B2:170:ARG:HH22	1.12	1.08
32:g2:72:ASN:OD1	1:B2:195:PRO:CD	2.00	1.08
31:l2:57:GLN:HA	31:bH:70:GLN:HE22	1.02	1.08
1:B2:235:VAL:HG12	3:O4:82:LEU:HD21	1.08	1.08
2:B4:549:VAL:CG2	3:4G:107:ILE:CD1	2.30	1.08
1:B9:205:ARG:HD3	1:B9:207:VAL:HG12	1.34	1.08
32:iA:82:CYS:SG	33:iA:202:CYC:HAC1	1.85	1.08
31:bC:84:CYS:HB2	33:bC:201:CYC:HAC1	1.28	1.08
8:cE:60:SER:CA	15:kE:10:LEU:HB2	1.82	1.08
3:AG:19:SER:HB2	3:IG:101:VAL:HG21	1.14	1.07
28:BG:116:THR:HG22	4:MG:144:ASP:HB2	1.34	1.07
1:BI:205:ARG:HD3	1:BI:207:VAL:HG12	1.34	1.07
3:IL:104:ILE:HG22	3:IL:156:LEU:HD21	1.25	1.07
29:QL:155:GLN:HG3	29:QL:156:PRO:N	1.61	1.07
31:j2:4:PRO:HD2	31:j2:5:LEU:H	1.18	1.07
31:l2:57:GLN:CG	31:bH:70:GLN:HE21	1.66	1.07
33:g3:202:CYC:O2D	1:B3:183:ARG:NH2	1.86	1.07
1:B7:205:ARG:CG	3:wB:77:MET:SD	2.41	1.07

Continued on next page...

Continued from previous page...

Atom-1	Atom-2	Interatomic distance (Å)	Clash overlap (Å)
31:l8:4:PRO:HD2	31:l8:5:LEU:H	1.18	1.07
8:cD:255:GLY:C	8:cD:257:ALA:H	1.61	1.07
31:jH:4:PRO:HD2	31:jH:5:LEU:H	1.18	1.07
8:CE:318:ALA:HB2	23:UE:123:ASP:CB	1.83	1.07
28:EF:131:ARG:HB3	4:YF:62:TYR:HB2	1.34	1.07
8:c1:251:PHE:O	8:c1:252:ILE:O	1.72	1.07
3:o4:80:THR:CA	3:o4:83:ARG:HG3	1.74	1.07
1:B5:239:ALA:CB	4:1L:63:SER:HA	1.84	1.07
31:b9:24:ILE:CB	33:c9:202:CYC:HBB2	1.84	1.07
31:fC:4:PRO:HD2	31:fC:5:LEU:H	1.18	1.07
2:CB:151:ASN:ND2	8:cD:125:GLU:H	1.51	1.07
2:CB:502:ILE:CD1	4:aK:79:ALA:HB1	1.83	1.07
13:ID:25:SER:O	13:ID:26:ASN:O	1.71	1.07
18:OD:168:THR:CG2	18:oE:168:THR:CA	2.30	1.07
6:a1:35:ILE:CG2	13:i1:18:LEU:CD2	2.32	1.07
13:i1:15:PHE:HZ	43:i1:101:BCR:H331	0.91	1.07
1:B3:224:MET:HE2	1:B3:225:ALA:N	1.68	1.07
2:C4:502:ILE:HD11	4:aF:79:ALA:HB1	1.32	1.07
32:e6:120:LEU:HA	1:B6:170:ARG:HH22	1.12	1.07
8:cE:191:LEU:HD13	40:cE:501:LMT:H62	1.34	1.07
31:dH:4:PRO:HD2	31:dH:5:LEU:H	1.18	1.07
2:CB:148:ARG:HB2	8:cD:13:ARG:HH22	1.16	1.07
6:AE:190:HIS:HB2	8:CE:398:ILE:HD11	1.34	1.07
40:BE:623:LMT:H5'	13:iE:1:MET:HE2	1.10	1.07
4:MF:121:VAL:HG22	33:MF:201:CYC:HMD3	1.30	1.07
3:IG:70:GLY:N	3:IG:73:TYR:CZ	2.01	1.07
7:B1:495:PHE:CG	7:B1:503:THR:HG21	1.90	1.07
1:B2:231:PRO:C	3:O4:52:LYS:NZ	2.12	1.07
32:e3:120:LEU:HA	1:B3:170:ARG:HH22	1.16	1.07
2:B4:549:VAL:HG22	3:4G:107:ILE:HD11	1.30	1.07
2:B4:731:VAL:HG23	33:B4:1001:CYC:O1D	1.52	1.07
31:j6:68:GLN:HG3	31:jA:57:GLN:HE22	1.17	1.07
31:d7:4:PRO:HD2	31:d7:5:LEU:H	1.18	1.07
32:i7:151:GLY:HA3	33:i7:201:CYC:HMD3	1.34	1.07
31:h9:4:PRO:HD2	31:h9:5:LEU:H	1.18	1.07
31:bA:24:ILE:CB	33:cA:202:CYC:HBB2	1.84	1.07
8:cD:60:SER:HA	15:kD:10:LEU:HB2	1.12	1.07
31:bI:24:ILE:CB	33:cI:202:CYC:HBB2	1.84	1.07
2:CB:148:ARG:HD3	8:cD:13:ARG:NH1	1.69	1.07
28:BG:127:THR:OG1	28:BG:129:ASN:CB	2.01	1.07
3:IG:84:ASP:O	3:IG:88:TYR:CD2	2.07	1.07

Continued on next page...

Continued from previous page...

Atom-1	Atom-2	Interatomic distance (Å)	Clash overlap (Å)
28:EK:127:THR:O	28:EK:129:ASN:CA	2.01	1.07
3:IL:89:LEU:HD21	3:IL:133:MET:HE3	1.36	1.07
3:NL:65:VAL:HG21	33:NL:201:CYC:OC	1.43	1.07
8:C1:122:ARG:CG	27:Z1:33:TRP:CH2	2.37	1.07
31:b2:24:ILE:CB	33:c2:202:CYC:HBB2	1.84	1.07
1:B5:226:LYS:HG2	3:4L:66:VAL:HG13	1.13	1.07
31:b6:4:PRO:HD2	31:b6:5:LEU:H	1.18	1.07
1:B9:198:ILE:CG2	1:B9:199:TRP:N	2.07	1.07
31:bJ:24:ILE:CB	33:cJ:202:CYC:HBB2	1.84	1.07
31:hJ:4:PRO:HD2	31:hJ:5:LEU:H	1.18	1.07
32:iJ:151:GLY:HA3	33:iJ:201:CYC:HMD3	1.34	1.07
2:BB:120:ARG:HG3	7:BD:227:LYS:HE3	1.07	1.06
1:BC:183:ARG:NH2	33:gC:301:CYC:O2D	1.87	1.06
40:BD:623:LMT:H5'	13:iD:1:MET:HE2	1.10	1.06
3:ZF:126:VAL:HG22	33:ZF:201:CYC:CAC	1.85	1.06
1:BI:186:GLU:HG3	1:BI:190:THR:HG23	1.33	1.06
1:BI:209:GLN:CG	4:z4:58:LYS:HZ1	1.66	1.06
3:IL:71:ASN:ND2	3:IL:121:THR:HA	1.67	1.06
24:V1:159:LYS:HE2	24:V1:159:LYS:HA	1.35	1.06
1:B2:194:PHE:HD1	1:B2:195:PRO:CD	1.67	1.06
4:T4:15:GLN:HG2	4:aB:15:GLN:OE1	1.53	1.06
2:B4:549:VAL:HG22	3:4G:107:ILE:CD1	1.84	1.06
32:i5:151:GLY:HA3	33:i5:201:CYC:HMD3	1.34	1.06
1:B6:205:ARG:CB	3:uB:76:GLU:HB3	1.85	1.06
31:jC:4:PRO:HD2	31:jC:5:LEU:H	1.18	1.06
8:cD:254:SER:C	8:cD:257:ALA:HB2	1.78	1.06
8:cE:60:SER:HA	15:kE:10:LEU:HB2	1.12	1.06
31:hI:4:PRO:HD2	31:hI:5:LEU:H	1.18	1.06
4:7L:74:THR:CG2	5:8L:63:ASN:HB2	1.84	1.06
1:BA:230:ARG:HG3	1:B6:193:GLY:CA	1.85	1.06
4:YB:64:ASP:OD2	4:T4:21:ALA:HB3	1.52	1.06
3:IG:54:ALA:O	3:IG:58:LEU:HG	1.55	1.06
4:YK:84:ASP:OD2	33:YK:201:CYC:CHB	2.02	1.06
28:BL:113:GLU:HG2	4:ML:36:LEU:CB	1.84	1.06
3:IL:103:PRO:HD2	3:IL:104:ILE:H	1.20	1.06
8:c1:60:SER:HA	15:k1:10:LEU:HB2	1.12	1.06
31:b3:24:ILE:CB	33:c3:202:CYC:HBB2	1.84	1.06
1:B3:212:GLN:HB3	1:B3:213:PRO:HD2	1.06	1.06
31:b5:24:ILE:CB	33:c5:202:CYC:HBB2	1.84	1.06
31:f9:4:PRO:HD2	31:f9:5:LEU:H	1.18	1.06
1:B9:198:ILE:HG23	1:B9:199:TRP:H	0.92	1.06

Continued on next page...

Continued from previous page...

Atom-1	Atom-2	Interatomic distance (Å)	Clash overlap (Å)
9:dE:103:ARG:HD3	10:eE:76:ILE:HG22	1.32	1.06
31:bH:24:ILE:CB	33:cH:202:CYC:HBB2	1.84	1.06
31:fH:4:PRO:HD2	31:fH:5:LEU:H	1.18	1.06
1:BA:170:ARG:HH22	32:eA:120:LEU:HA	1.16	1.06
2:BB:721:LEU:HD12	4:rB:154:ASP:HB2	1.38	1.06
9:DE:85:LEU:HA	10:EE:69:ARG:HB2	1.37	1.06
28:EF:135:PRO:CG	28:EF:136:ASN:H	1.60	1.06
28:EF:137:MET:HE1	3:ZF:83:ARG:HB2	1.35	1.06
28:BG:113:GLU:HG2	4:MG:36:LEU:CB	1.84	1.06
1:BI:195:PRO:HB2	32:gI:121:GLY:O	0.90	1.06
1:BI:239:ALA:CB	4:a4:62:TYR:HB3	1.85	1.06
39:d1:411:LMG:C4	11:f1:40:GLN:NE2	2.18	1.06
4:a4:62:TYR:CE2	33:V4:201:CYC:HBA2	1.81	1.06
32:g6:151:GLY:HA3	33:g6:201:CYC:HMD2	1.08	1.06
31:b7:24:ILE:CB	33:c7:202:CYC:HBB2	1.84	1.06
31:b8:4:PRO:HD2	31:b8:5:LEU:H	1.18	1.06
31:b8:32:ARG:CB	31:h8:32:ARG:HH12	1.69	1.06
31:j8:4:PRO:HD2	31:j8:5:LEU:H	1.18	1.06
8:cD:191:LEU:CD1	40:cD:501:LMT:H61	1.85	1.06
8:cE:448:ARG:CD	9:dE:223:PHE:HD2	1.68	1.06
9:dE:98:GLN:HG3	10:eE:73:LYS:NZ	1.69	1.06
31:bH:32:ARG:CB	31:hH:32:ARG:HH12	1.69	1.06
2:BB:737:GLN:HE22	4:zB:1:MET:CB	1.69	1.06
1:BC:212:GLN:HB3	1:BC:213:PRO:HD2	1.06	1.06
6:AD:301:ASN:CG	8:CD:394:VAL:HG11	1.81	1.06
6:AE:301:ASN:ND2	8:CE:394:VAL:HG11	1.69	1.06
3:NL:75:GLU:CG	1:B5:197:VAL:CG1	2.27	1.06
6:A1:301:ASN:CG	8:C1:394:VAL:HG11	1.81	1.06
40:B1:623:LMT:H5'	13:i1:1:MET:HE2	1.10	1.06
31:f3:7:GLU:CG	1:B3:26:ASP:OD1	2.03	1.06
4:T4:113:LYS:NZ	4:aB:161:SER:CB	2.19	1.06
1:B5:235:VAL:HG11	3:4L:79:ALA:HB1	1.12	1.06
31:b6:24:ILE:CB	33:c6:202:CYC:HBB2	1.84	1.06
31:l6:4:PRO:HD2	31:l6:5:LEU:H	1.18	1.06
1:B7:212:GLN:HB3	1:B7:213:PRO:HD2	1.06	1.06
31:b8:24:ILE:CB	33:c8:202:CYC:HBB2	1.84	1.06
32:g9:151:GLY:HA3	33:g9:201:CYC:HMD2	1.08	1.06
31:bC:24:ILE:CB	33:cC:202:CYC:HBB2	1.84	1.06
9:dD:98:GLN:HG3	10:eD:73:LYS:NZ	1.69	1.06
39:dD:411:LMG:C4	11:fD:40:GLN:NE2	2.18	1.06
31:bJ:4:PRO:HD2	31:bJ:5:LEU:H	1.18	1.06

Continued on next page...

Continued from previous page...

Atom-1	Atom-2	Interatomic distance (Å)	Clash overlap (Å)
31:dJ:4:PRO:HD2	31:dJ:5:LEU:H	1.18	1.06
1:BA:183:ARG:NH2	33:gA:301:CYC:O2D	1.87	1.06
3:VB:76:GLU:HG2	1:B6:237:ARG:HH22	1.21	1.06
1:BC:224:MET:HE2	1:BC:225:ALA:N	1.69	1.06
7:BE:94:GLU:OE1	40:BE:622:LMT:C3	2.03	1.06
28:BG:131:ARG:HD3	4:JG:61:LEU:O	1.56	1.06
1:BI:205:ARG:CB	3:u4:76:GLU:CG	2.32	1.06
28:EK:136:ASN:ND2	29:gK:65:GLU:OE1	1.89	1.06
4:JL:67:ARG:NH1	29:QL:65:GLU:HG3	1.70	1.06
2:C4:153:SER:HB2	8:cE:126:VAL:HG11	1.37	1.06
2:C4:155:TYR:CA	8:cE:10:LEU:HD21	1.85	1.06
1:B5:239:ALA:CB	4:1L:63:SER:HB3	1.86	1.06
8:cD:448:ARG:CD	9:dD:223:PHE:HD2	1.68	1.06
8:cE:448:ARG:HD3	9:dE:223:PHE:HD2	1.19	1.06
31:lH:4:PRO:HD2	31:lH:5:LEU:H	1.18	1.06
2:CB:148:ARG:CD	8:cD:13:ARG:HH12	1.68	1.05
3:VB:83:ARG:NH1	1:B6:238:VAL:HG21	1.71	1.05
1:BC:26:ASP:OD1	31:fC:7:GLU:CG	2.03	1.05
1:BC:170:ARG:HH22	32:eC:120:LEU:HA	1.17	1.05
1:BC:229:SER:C	1:BC:231:PRO:HD3	1.72	1.05
8:CD:122:ARG:CG	27:ZD:33:TRP:CH2	2.37	1.05
24:VE:159:LYS:HA	24:VE:159:LYS:HE2	1.34	1.05
3:AG:19:SER:HB2	3:IG:101:VAL:CG2	1.86	1.05
3:IG:103:PRO:HD2	3:IG:104:ILE:H	1.20	1.05
3:IL:29:PHE:O	3:IL:32:SER:N	1.87	1.05
13:I1:25:SER:O	13:I1:26:ASN:O	1.71	1.05
9:d1:98:GLN:HG3	10:e1:73:LYS:NZ	1.69	1.05
31:b7:4:PRO:HD2	31:b7:5:LEU:H	1.18	1.05
1:B7:224:MET:HE2	1:B7:225:ALA:N	1.68	1.05
1:B9:198:ILE:HG23	1:B9:199:TRP:N	1.59	1.05
31:lA:4:PRO:HD2	31:lA:5:LEU:H	1.18	1.05
31:bC:32:ARG:CB	31:hC:32:ARG:HH12	1.69	1.05
6:aD:35:ILE:CG2	13:iD:18:LEU:CD2	2.32	1.05
8:cD:226:TRP:CH2	40:cD:501:LMT:H101	1.91	1.05
9:dD:103:ARG:HD3	10:eD:76:ILE:HG22	1.32	1.05
2:CB:151:ASN:HD21	8:cD:125:GLU:N	1.54	1.05
45:DD:403:PHO:C13	45:DD:403:PHO:C12	2.33	1.05
6:AE:301:ASN:CG	8:CE:394:VAL:HG11	1.81	1.05
28:EF:117:PHE:CD1	28:EF:118:ALA:C	2.30	1.05
28:EF:136:ASN:ND2	29:gF:65:GLU:OE1	1.89	1.05
4:MF:17:LYS:HE2	4:7L:15:GLN:HG3	1.18	1.05

Continued on next page...

Continued from previous page...

Atom-1	Atom-2	Interatomic distance (Å)	Clash overlap (Å)
4:YF:77:ARG:O	4:YF:78:TYR:C	1.94	1.05
3:NG:75:GLU:HG3	1:BJ:197:VAL:HG12	1.36	1.05
1:BI:238:VAL:HG21	3:V4:83:ARG:NH1	1.71	1.05
3:ZK:126:VAL:HG22	33:ZK:201:CYC:CAC	1.85	1.05
3:IL:84:ASP:O	3:IL:88:TYR:CD2	2.07	1.05
6:A1:190:HIS:HB2	8:C1:398:ILE:HD11	1.34	1.05
8:C1:59:VAL:HG21	15:K1:10:LEU:HB2	1.32	1.05
8:c1:266:LEU:O	8:c1:268:LEU:N	1.89	1.05
31:h2:4:PRO:HD2	31:h2:5:LEU:H	1.18	1.05
1:B5:236:THR:O	4:1L:62:TYR:CZ	2.08	1.05
31:j5:4:PRO:HD2	31:j5:5:LEU:H	1.18	1.05
31:b6:32:ARG:CB	31:h6:32:ARG:HH12	1.69	1.05
39:dE:411:LMG:C4	11:fE:40:GLN:NE2	2.18	1.05
4:hF:81:CYS:HA	33:hF:201:CYC:HHD	1.37	1.05
31:hH:4:PRO:HD2	31:hH:5:LEU:H	1.18	1.05
1:BA:240:LEU:HD23	4:PB:67:ARG:HH22	1.04	1.05
1:BC:204:ARG:C	3:q4:77:MET:CE	2.30	1.05
6:AD:301:ASN:ND2	8:CD:394:VAL:HG11	1.69	1.05
3:XK:83:ARG:O	3:XK:85:LEU:N	1.88	1.05
3:AL:19:SER:HB2	3:IL:101:VAL:CG2	1.86	1.05
3:IL:54:ALA:O	3:IL:58:LEU:HG	1.55	1.05
8:C1:192:ASN:OD1	40:C1:520:LMT:H4'	1.57	1.05
8:c1:263:LEU:HB3	8:c1:428:HIS:HB2	1.06	1.05
1:B2:214:LYS:HZ3	1:B2:214:LYS:HB2	1.14	1.05
31:b5:32:ARG:CB	31:h5:32:ARG:HH12	1.69	1.05
31:f5:4:PRO:HD2	31:f5:5:LEU:H	1.18	1.05
31:j6:4:PRO:HD2	31:j6:5:LEU:H	1.18	1.05
31:hA:4:PRO:HD2	31:hA:5:LEU:H	1.18	1.05
8:cE:192:ASN:CB	40:cE:501:LMT:C5'	2.34	1.05
4:7G:74:THR:CG2	5:8G:63:ASN:HB2	1.84	1.05
1:BA:26:ASP:OD1	31:fA:7:GLU:CG	2.03	1.05
1:BA:204:ARG:C	3:qB:77:MET:CE	2.30	1.05
1:BA:224:MET:HE2	1:BA:225:ALA:N	1.68	1.05
3:XB:61:LYS:HE3	1:B9:197:VAL:HG11	1.38	1.05
6:AD:190:HIS:HB2	8:CD:398:ILE:HD11	1.34	1.05
8:CD:60:SER:N	15:KD:10:LEU:HD23	1.72	1.05
3:JF:80:THR:OG1	33:JF:201:CYC:CAD	2.05	1.05
4:MF:17:LYS:NZ	4:7L:15:GLN:NE2	2.04	1.05
3:IG:47:ARG:CD	4:JG:18:TYR:OH	2.02	1.05
3:IG:70:GLY:N	3:IG:73:TYR:HE2	1.24	1.05
3:IG:112:VAL:CG1	3:IG:116:TYR:CD2	2.28	1.05

Continued on next page...

Continued from previous page...

Atom-1	Atom-2	Interatomic distance (Å)	Clash overlap (Å)
1:BI:205:ARG:HB2	3:u4:76:GLU:CG	1.87	1.05
3:IL:81:CYS:HB3	33:IL:201:CYC:HAC2	1.39	1.05
7:B1:73:GLN:OE1	7:B1:84:VAL:HG13	1.54	1.05
8:c1:448:ARG:CD	9:d1:223:PHE:HD2	1.68	1.05
11:f1:30:VAL:HA	11:f1:33:LEU:HD23	1.09	1.05
31:f2:106:PRO:HD2	31:f2:107:MET:H	1.22	1.05
31:f6:4:PRO:HD2	31:f6:5:LEU:H	1.18	1.05
31:f7:4:PRO:HD2	31:f7:5:LEU:H	1.18	1.05
31:f7:7:GLU:CG	1:B7:26:ASP:OD1	2.03	1.05
31:b9:4:PRO:HD2	31:b9:5:LEU:H	1.18	1.05
31:bA:32:ARG:CB	31:hA:32:ARG:HH12	1.69	1.05
32:iA:151:GLY:HA3	33:iA:201:CYC:HMD3	1.34	1.05
31:dI:4:PRO:HD2	31:dI:5:LEU:H	1.18	1.05
2:BB:123:GLY:HA2	12:HD:20:LYS:HA	1.34	1.05
4:YB:64:ASP:OD2	4:T4:21:ALA:CB	2.04	1.05
8:CE:60:SER:N	15:KE:10:LEU:HD23	1.72	1.05
4:IF:67:ARG:NH1	1:BH:238:VAL:CG2	2.11	1.05
1:BJ:237:ARG:CG	4:1G:62:TYR:CD2	2.33	1.05
28:EK:128:ALA:HB3	4:YK:58:LYS:CD	1.87	1.05
4:MK:121:VAL:HG22	33:MK:201:CYC:HMD3	1.30	1.05
4:YK:84:ASP:OD1	33:YK:201:CYC:CHB	2.05	1.05
6:A1:301:ASN:ND2	8:C1:394:VAL:HG11	1.69	1.05
8:C1:60:SER:N	15:K1:10:LEU:HD23	1.72	1.05
31:b2:32:ARG:CB	31:h2:32:ARG:HH12	1.69	1.05
31:b3:32:ARG:CB	31:h3:32:ARG:HH12	1.69	1.05
32:i3:151:GLY:HA3	33:i3:201:CYC:HMD3	1.34	1.05
31:l5:4:PRO:HD2	31:l5:5:LEU:H	1.18	1.05
1:B6:203:VAL:O	3:uB:77:MET:HE3	1.55	1.05
31:b7:32:ARG:CB	31:h7:32:ARG:HH12	1.69	1.05
31:hC:4:PRO:HD2	31:hC:5:LEU:H	1.18	1.05
31:bH:4:PRO:HD2	31:bH:5:LEU:H	1.18	1.05
31:bI:32:ARG:CB	31:hI:32:ARG:HH12	1.69	1.05
31:bJ:32:ARG:CB	31:hJ:32:ARG:HH12	1.69	1.05
1:BA:212:GLN:HB3	1:BA:213:PRO:HD2	1.06	1.04
2:BB:721:LEU:HD13	4:rB:154:ASP:HB3	1.08	1.04
1:BC:26:ASP:OD1	31:fC:7:GLU:HG3	1.57	1.04
9:DD:85:LEU:HA	10:ED:69:ARG:HB2	1.37	1.04
24:VD:151:ARG:HD2	24:VD:154:GLN:HB3	1.06	1.04
7:BE:73:GLN:OE1	7:BE:84:VAL:HG13	1.54	1.04
12:HE:17:GLU:N	2:B4:78:GLY:O	1.89	1.04
28:EF:128:ALA:HB2	4:YF:58:LYS:HD2	1.35	1.04

Continued on next page...

Continued from previous page...

Atom-1	Atom-2	Interatomic distance (Å)	Clash overlap (Å)
28:BG:110:LYS:HD3	2:B4:48:SER:CB	1.88	1.04
28:BG:130:ARG:HG2	4:JG:57:ALA:HB1	1.39	1.04
28:EK:117:PHE:CG	28:EK:118:ALA:N	1.81	1.04
3:NL:75:GLU:HG3	1:B5:197:VAL:HG11	1.10	1.04
43:c1:515:BCR:C2	13:i1:24:LEU:CD2	2.16	1.04
9:d1:90:LEU:H	9:d1:90:LEU:HD22	1.21	1.04
1:B2:203:VAL:CG2	3:o4:73:TYR:CE2	2.38	1.04
4:z4:1:MET:CB	2:B4:737:GLN:HE22	1.69	1.04
1:B5:226:LYS:HD2	3:4L:66:VAL:HG11	1.33	1.04
31:h5:4:PRO:HD2	31:h5:5:LEU:H	1.18	1.04
31:h8:4:PRO:HD2	31:h8:5:LEU:H	1.18	1.04
6:aD:39:PRO:CG	13:iD:15:PHE:CE2	2.40	1.04
4:hF:81:CYS:HA	33:hF:201:CYC:CHD	1.87	1.04
31:fJ:106:PRO:HD2	31:fJ:107:MET:H	1.22	1.04
2:CB:79:GLY:O	2:CB:81:PRO:HD3	0.86	1.04
8:CD:59:VAL:HG21	15:KD:10:LEU:HB2	1.33	1.04
4:IF:67:ARG:HH12	1:BH:238:VAL:HG21	1.14	1.04
28:BG:110:LYS:HD3	2:B4:48:SER:HB2	1.07	1.04
28:BG:117:PHE:O	4:MG:148:GLU:CG	2.05	1.04
28:EK:135:PRO:CG	28:EK:136:ASN:H	1.60	1.04
3:IL:52:LYS:O	3:IL:56:ASN:ND2	1.91	1.04
24:V1:151:ARG:HD2	24:V1:154:GLN:HB3	1.06	1.04
6:a1:39:PRO:CG	13:i1:15:PHE:CE2	2.40	1.04
9:d1:120:PHE:CE2	36:d1:403:CLA:C12	2.39	1.04
31:l2:4:PRO:HD2	31:l2:5:LEU:H	1.18	1.04
1:B2:192:LEU:HB3	1:B2:194:PHE:CD2	1.91	1.04
4:r4:154:ASP:HB2	2:B4:721:LEU:HD12	1.38	1.04
2:C4:79:GLY:O	2:C4:81:PRO:HD3	0.86	1.04
32:g5:151:GLY:HA3	33:g5:201:CYC:HMD2	1.08	1.04
32:g8:151:GLY:HA3	33:g8:201:CYC:HMD2	1.08	1.04
43:cD:515:BCR:C2	13:iD:24:LEU:CD2	2.16	1.04
31:jJ:106:PRO:HD2	31:jJ:107:MET:H	1.22	1.04
4:hK:81:CYS:HA	33:hK:201:CYC:HHD	1.38	1.04
1:BC:104:TYR:CE2	32:cC:112:GLY:HA3	1.92	1.04
7:BD:495:PHE:CG	7:BD:503:THR:HG21	1.90	1.04
7:BE:495:PHE:CG	7:BE:503:THR:HG21	1.90	1.04
8:CE:122:ARG:CG	27:ZE:33:TRP:CH2	2.37	1.04
24:VE:151:ARG:HD2	24:VE:154:GLN:HB3	1.06	1.04
4:YF:84:ASP:OD1	33:YF:201:CYC:CHB	2.05	1.04
4:YK:84:ASP:CG	33:YK:201:CYC:CHB	2.31	1.04
3:IL:47:ARG:CD	4:JL:18:TYR:OH	2.02	1.04

Continued on next page...

Continued from previous page...

Atom-1	Atom-2	Interatomic distance (Å)	Clash overlap (Å)
1:B2:206:PHE:HA	4:t4:62:TYR:CE2	1.91	1.04
1:B2:206:PHE:HA	4:t4:62:TYR:HE2	1.17	1.04
31:j3:106:PRO:HD2	31:j3:107:MET:H	1.22	1.04
31:d5:106:PRO:HD2	31:d5:107:MET:H	1.22	1.04
31:l9:4:PRO:HD2	31:l9:5:LEU:H	1.18	1.04
31:hA:106:PRO:HD2	31:hA:107:MET:H	1.22	1.04
7:bD:161:LEU:HD22	8:cE:194:LEU:HD23	1.06	1.04
11:fD:30:VAL:HA	11:fD:33:LEU:HD23	1.09	1.04
6:aE:39:PRO:CG	13:iE:15:PHE:CE2	2.40	1.04
31:lI:4:PRO:HD2	31:lI:5:LEU:H	1.19	1.04
4:hK:81:CYS:HA	33:hK:201:CYC:CHD	1.88	1.04
8:CE:59:VAL:HG21	15:KE:10:LEU:HB2	1.33	1.04
28:EF:117:PHE:HD1	28:EF:119:THR:N	1.39	1.04
3:IG:52:LYS:O	3:IG:56:ASN:ND2	1.91	1.04
28:BL:116:THR:HG22	4:ML:144:ASP:HB2	1.34	1.04
18:O1:229:SER:HB2	18:oD:55:ARG:NH1	1.70	1.04
24:V1:151:ARG:HG3	24:V1:154:GLN:HB2	1.05	1.04
7:b1:289:GLN:HG2	7:b1:292:ILE:HD12	1.38	1.04
32:g2:151:GLY:HA3	33:g2:201:CYC:HMD2	1.08	1.04
1:B5:226:LYS:HD3	3:4L:66:VAL:HG12	1.07	1.04
31:b7:106:PRO:HD2	31:b7:107:MET:H	1.22	1.04
32:c7:112:GLY:HA3	1:B7:104:TYR:CE2	1.93	1.04
31:f7:7:GLU:HG3	1:B7:26:ASP:OD1	1.57	1.04
31:j7:4:PRO:HD2	31:j7:5:LEU:H	1.18	1.04
31:j8:106:PRO:HD2	31:j8:107:MET:H	1.22	1.04
31:l9:106:PRO:HD2	31:l9:107:MET:H	1.22	1.04
31:dA:106:PRO:HD2	31:dA:107:MET:H	1.22	1.04
8:cE:266:LEU:HD12	8:cE:266:LEU:H	1.21	1.04
5:8G:57:THR:HG22	5:8G:58:GLY:H	1.23	1.04
2:BB:48:SER:CB	28:BL:110:LYS:HD3	1.88	1.04
2:CB:74:ARG:O	27:zD:30:PRO:HG3	1.54	1.04
2:CB:255:GLN:HG2	2:CB:395:THR:HG23	1.10	1.04
24:VD:159:LYS:HA	24:VD:159:LYS:HE2	1.34	1.04
7:BE:94:GLU:CD	40:BE:622:LMT:C5	2.31	1.04
3:IG:23:LEU:CD1	4:JG:42:THR:HG22	1.87	1.04
3:IG:105:GLU:HG2	3:IG:155:TYR:OH	0.87	1.04
29:QG:135:LYS:CE	29:QG:154:GLU:OE1	2.05	1.04
29:QL:135:LYS:CE	29:QL:154:GLU:OE1	2.05	1.04
9:d1:103:ARG:HD3	10:e1:76:ILE:HG22	1.32	1.04
31:d5:4:PRO:HD2	31:d5:5:LEU:H	1.18	1.04
31:b6:106:PRO:HD2	31:b6:107:MET:H	1.22	1.04

Continued on next page...

Continued from previous page...

Atom-1	Atom-2	Interatomic distance (Å)	Clash overlap (Å)
31:lC:4:PRO:HD2	31:lC:5:LEU:H	1.18	1.04
8:cD:259:LEU:HD11	36:cD:510:CLA:C2D	1.87	1.04
31:bI:4:PRO:HD2	31:bI:5:LEU:H	1.18	1.04
31:bI:106:PRO:HD2	31:bI:107:MET:H	1.22	1.04
32:gJ:151:GLY:HA3	33:gJ:201:CYC:HMD2	1.08	1.04
2:CB:73:ASN:O	27:zD:30:PRO:CB	2.06	1.03
1:BC:215:ALA:HB1	3:u4:79:ALA:HB1	1.40	1.03
4:YF:84:ASP:CG	33:YF:201:CYC:CHB	2.31	1.03
3:IG:83:ARG:O	3:IG:87:TYR:HD2	1.13	1.03
28:EK:128:ALA:HB3	4:YK:58:LYS:HD3	1.40	1.03
3:IL:4:VAL:HG12	3:IL:8:ILE:CD1	1.64	1.03
3:IL:134:LYS:HG2	3:IL:153:PHE:CG	1.83	1.03
31:f3:106:PRO:HD2	31:f3:107:MET:H	1.22	1.03
31:h5:106:PRO:HD2	31:h5:107:MET:H	1.22	1.03
32:i9:151:GLY:HA3	33:i9:201:CYC:HMD3	1.34	1.03
31:dC:106:PRO:HD2	31:dC:107:MET:H	1.22	1.03
6:aD:257:ARG:HH22	7:bD:498:VAL:CG2	1.60	1.03
8:cD:448:ARG:HD3	9:dD:223:PHE:HD2	1.19	1.03
9:dD:120:PHE:CE2	36:dD:403:CLA:C12	2.39	1.03
6:aE:35:ILE:CG2	13:iE:18:LEU:CD2	2.32	1.03
9:dE:120:PHE:CE2	36:dE:403:CLA:C12	2.39	1.03
31:hI:106:PRO:HD2	31:hI:107:MET:H	1.22	1.03
31:jI:4:PRO:HD2	31:jI:5:LEU:H	1.18	1.03
2:CB:74:ARG:O	27:zD:30:PRO:CG	2.07	1.03
6:AE:210:LEU:HD12	45:DE:401:PHO:CHD	1.86	1.03
3:JF:52:LYS:NZ	1:BH:228:VAL:CB	2.19	1.03
28:BL:117:PHE:O	4:ML:148:GLU:CG	2.05	1.03
8:C1:392:ASN:OD1	8:C1:394:VAL:HG23	1.59	1.03
8:c1:448:ARG:CD	9:d1:223:PHE:CD2	2.42	1.03
31:d2:106:PRO:HD2	31:d2:107:MET:H	1.22	1.03
1:B2:192:LEU:HB3	1:B2:194:PHE:HD2	1.22	1.03
31:f3:4:PRO:HD2	31:f3:5:LEU:H	1.18	1.03
31:d6:4:PRO:HD2	31:d6:5:LEU:H	1.18	1.03
31:f6:106:PRO:HD2	31:f6:107:MET:H	1.22	1.03
32:g7:151:GLY:HA3	33:g7:201:CYC:HMD2	1.08	1.03
31:f8:4:PRO:HD2	31:f8:5:LEU:H	1.18	1.03
4:aB:53:LYS:O	4:aB:57:ALA:HB2	1.56	1.03
31:fC:106:PRO:HD2	31:fC:107:MET:H	1.22	1.03
31:hC:106:PRO:HD2	31:hC:107:MET:H	1.22	1.03
9:dE:90:LEU:HD22	9:dE:90:LEU:H	1.21	1.03
11:fE:30:VAL:HA	11:fE:33:LEU:HD23	1.09	1.03

Continued on next page...

Continued from previous page...

Atom-1	Atom-2	Interatomic distance (Å)	Clash overlap (Å)
31:fI:4:PRO:HD2	31:fI:5:LEU:H	1.18	1.03
31:lJ:4:PRO:HD2	31:lJ:5:LEU:H	1.18	1.03
1:BA:104:TYR:CE2	32:cA:112:GLY:HA3	1.92	1.03
1:BA:230:ARG:HG3	1:B6:193:GLY:HA2	1.41	1.03
1:BI:183:ARG:NH2	33:gI:301:CYC:O2D	1.92	1.03
1:BI:184:TYR:CB	1:BI:188:HIS:CD2	2.41	1.03
3:JK:80:THR:OG1	33:JK:201:CYC:CAD	2.05	1.03
8:C1:192:ASN:CG	40:C1:520:LMT:C6'	2.23	1.03
31:j2:106:PRO:HD2	31:j2:107:MET:H	1.22	1.03
2:C4:155:TYR:N	8:cE:10:LEU:CD2	2.20	1.03
33:m7:201:CYC:HBD1	33:m7:201:CYC:HHA	1.41	1.03
1:B7:215:ALA:HB2	3:oB:79:ALA:HB1	1.36	1.03
1:B9:210:GLU:OE2	4:tB:128:GLN:NE2	1.91	1.03
31:bC:106:PRO:HD2	31:bC:107:MET:H	1.23	1.03
6:aE:257:ARG:NH2	7:bE:498:VAL:CG2	2.15	1.03
32:gH:151:GLY:HA3	33:gH:201:CYC:HMD2	1.08	1.03
32:gI:151:GLY:HA3	33:gI:302:CYC:HMD2	1.08	1.03
1:BA:218:PRO:HG3	3:uB:75:GLU:CD	1.84	1.03
2:BB:255:GLN:HB2	2:BB:396:GLU:CD	1.84	1.03
33:VB:201:CYC:HHA	4:aB:62:TYR:CZ	1.93	1.03
8:CD:392:ASN:OD1	8:CD:394:VAL:HG23	1.59	1.03
7:BE:234:ILE:HG12	36:BE:611:CLA:HAC1	1.41	1.03
28:EF:128:ALA:HB3	4:YF:58:LYS:CD	1.87	1.03
3:IG:81:CYS:HB3	33:IG:201:CYC:HAC2	1.39	1.03
11:f1:30:VAL:CA	11:f1:33:LEU:HD23	1.89	1.03
33:g2:202:CYC:O2D	1:B2:183:ARG:NH2	1.92	1.03
33:i2:201:CYC:HBD1	33:i2:201:CYC:HHA	1.41	1.03
1:B3:215:ALA:CB	3:o4:79:ALA:CB	2.17	1.03
31:h6:84:CYS:HG	33:h6:201:CYC:CAC	1.59	1.03
31:b8:106:PRO:HD2	31:b8:107:MET:H	1.22	1.03
31:d9:106:PRO:HD2	31:d9:107:MET:H	1.22	1.03
31:jA:106:PRO:HD2	31:jA:107:MET:H	1.22	1.03
31:bJ:106:PRO:HD2	31:bJ:107:MET:H	1.22	1.03
31:hJ:106:PRO:HD2	31:hJ:107:MET:H	1.22	1.03
1:BA:215:ALA:HB1	3:uB:79:ALA:HB1	1.40	1.03
24:VD:151:ARG:HG3	24:VD:154:GLN:HB2	1.05	1.03
6:AE:210:LEU:HD11	45:DE:401:PHO:C1D	1.84	1.03
4:MK:121:VAL:HG21	33:MK:201:CYC:C2D	1.88	1.03
33:j2:202:CYC:HHA	33:j2:202:CYC:HBD1	1.41	1.03
32:c3:112:GLY:HA3	1:B3:104:TYR:CE2	1.93	1.03
1:B3:206:PHE:HD2	3:w4:76:GLU:CB	1.72	1.03

Continued on next page...

Continued from previous page...

Atom-1	Atom-2	Interatomic distance (Å)	Clash overlap (Å)
2:C4:155:TYR:HA	8:cE:10:LEU:HD21	1.27	1.03
31:j5:106:PRO:HD2	31:j5:107:MET:H	1.22	1.03
31:l6:106:PRO:HD2	31:l6:107:MET:H	1.22	1.03
31:d7:106:PRO:HD2	31:d7:107:MET:H	1.22	1.03
32:c8:153:CYS:SG	33:c8:202:CYC:HBC2	1.99	1.03
31:f8:106:PRO:HD2	31:f8:107:MET:H	1.22	1.03
31:fA:4:PRO:HD2	31:fA:5:LEU:H	1.18	1.03
33:iC:201:CYC:HHA	33:iC:201:CYC:HBD1	1.41	1.03
8:cD:448:ARG:CD	9:dD:223:PHE:CD2	2.42	1.03
9:dD:90:LEU:H	9:dD:90:LEU:HD22	1.21	1.03
11:fD:8:GLN:CD	11:fD:9:PRO:CD	2.32	1.03
6:aE:39:PRO:HG2	13:iE:15:PHE:CZ	1.93	1.03
31:dH:106:PRO:HD2	31:dH:107:MET:H	1.22	1.03
1:BA:220:ASN:OD1	3:uB:56:ASN:CG	2.02	1.02
7:BE:73:GLN:HB3	7:BE:88:PRO:HB3	1.04	1.02
28:EF:137:MET:CE	3:ZF:83:ARG:HD3	1.89	1.02
4:YF:76:ARG:CD	2:C4:489:LYS:NZ	2.22	1.02
28:EK:137:MET:HE1	3:ZK:83:ARG:HB2	1.36	1.02
32:c2:153:CYS:SG	33:c2:202:CYC:HBC2	1.99	1.02
32:g3:151:GLY:HA3	33:g3:201:CYC:HMD2	1.08	1.02
31:h3:106:PRO:HD2	31:h3:107:MET:H	1.22	1.02
2:B4:255:GLN:HB2	2:B4:396:GLU:CD	1.84	1.02
2:C4:502:ILE:CD1	4:aF:79:ALA:HB1	1.86	1.02
32:c5:153:CYS:SG	33:c5:202:CYC:HBC2	1.99	1.02
32:g7:69:PRO:HD3	1:B7:198:ILE:HD13	1.36	1.02
33:c8:202:CYC:HHA	33:c8:202:CYC:HBD1	1.41	1.02
31:d8:4:PRO:HD2	31:d8:5:LEU:H	1.18	1.02
33:g8:201:CYC:HHA	33:g8:201:CYC:HBD1	1.41	1.02
31:d9:4:PRO:HD2	31:d9:5:LEU:H	1.18	1.02
33:m9:201:CYC:HHA	33:m9:201:CYC:HBD1	1.41	1.02
31:bA:4:PRO:HD2	31:bA:5:LEU:H	1.18	1.02
4:aB:64:ASP:O	4:aB:68:PRO:CD	2.07	1.02
6:aD:39:PRO:HG2	13:iD:15:PHE:CZ	1.93	1.02
11:fD:30:VAL:CA	11:fD:33:LEU:HD23	1.89	1.02
6:aE:257:ARG:HE	7:bE:498:VAL:HG21	0.90	1.02
33:mH:201:CYC:HBD1	33:mH:201:CYC:HHA	1.41	1.02
33:cJ:202:CYC:HBD1	33:cJ:202:CYC:HHA	1.41	1.02
1:BA:26:ASP:OD1	31:fA:7:GLU:HG3	1.57	1.02
1:BC:230:ARG:HH12	32:cI:10:SER:CB	1.66	1.02
6:AD:301:ASN:OD1	8:CD:394:VAL:HG11	1.59	1.02
8:CD:193:PRO:HD2	7:BE:161:LEU:HD11	1.05	1.02

Continued on next page...

Continued from previous page...

Atom-1	Atom-2	Interatomic distance (Å)	Clash overlap (Å)
6:AE:301:ASN:OD1	8:CE:394:VAL:HG11	1.59	1.02
8:CE:397:ILE:HD12	8:CE:397:ILE:H	1.20	1.02
4:MF:17:LYS:CE	4:7L:15:GLN:CG	2.37	1.02
28:EK:137:MET:CE	3:ZK:83:ARG:HD3	1.89	1.02
3:IL:23:LEU:CD1	4:JL:42:THR:HG22	1.87	1.02
3:IL:47:ARG:HD3	4:JL:18:TYR:CE2	1.94	1.02
9:D1:85:LEU:HA	10:E1:69:ARG:HB2	1.37	1.02
6:a1:39:PRO:HG2	13:i1:15:PHE:CZ	1.93	1.02
33:g2:201:CYC:HBD1	33:g2:201:CYC:HHA	1.41	1.02
31:b3:4:PRO:HD2	31:b3:5:LEU:H	1.18	1.02
32:c3:112:GLY:HA3	1:B3:104:TYR:HE2	1.22	1.02
4:T4:161:SER:OG	4:aB:113:LYS:CE	2.05	1.02
31:l5:106:PRO:HD2	31:l5:107:MET:H	1.22	1.02
32:c6:153:CYS:SG	33:c6:202:CYC:HBC2	1.99	1.02
33:c7:202:CYC:HBD1	33:c7:202:CYC:HHA	1.41	1.02
31:l7:4:PRO:HD2	31:l7:5:LEU:H	1.18	1.02
32:c9:153:CYS:SG	33:c9:202:CYC:HBC2	1.99	1.02
33:e9:202:CYC:HHA	33:e9:202:CYC:HBD1	1.41	1.02
33:g9:202:CYC:O2D	1:B9:183:ARG:NH2	1.92	1.02
33:gC:302:CYC:HHA	33:gC:302:CYC:HBD1	1.41	1.02
33:mC:201:CYC:HHA	33:mC:201:CYC:HBD1	1.41	1.02
8:cD:190:THR:OG1	8:cD:219:ASP:OD1	1.77	1.02
11:fD:36:ILE:CG2	14:jD:27:PHE:CE1	2.42	1.02
15:kD:10:LEU:N	15:kD:11:PRO:CD	2.22	1.02
33:eH:202:CYC:HBD1	33:eH:202:CYC:HHA	1.41	1.02
32:iI:151:GLY:HA3	33:iI:201:CYC:HMD3	1.34	1.02
33:mI:201:CYC:HBD1	33:mI:201:CYC:HHA	1.41	1.02
32:cJ:153:CYS:SG	33:cJ:202:CYC:HBC2	1.99	1.02
31:jJ:4:PRO:HD2	31:jJ:5:LEU:H	1.18	1.02
2:BB:123:GLY:HA3	12:HD:20:LYS:CA	1.87	1.02
2:CB:70:ARG:NH2	27:zD:35:GLN:NE2	2.05	1.02
3:XB:61:LYS:NZ	1:B9:197:VAL:CG1	2.22	1.02
28:EF:128:ALA:HB3	4:YF:58:LYS:HD3	1.40	1.02
3:IG:4:VAL:HG12	3:IG:8:ILE:HD12	1.03	1.02
4:YK:77:ARG:O	4:YK:78:TYR:C	1.95	1.02
28:BL:136:ASN:HD22	29:QL:65:GLU:HB3	1.17	1.02
3:IL:70:GLY:C	3:IL:73:TYR:CE2	2.37	1.02
3:IL:101:VAL:HG12	3:IL:105:GLU:CD	1.84	1.02
6:A1:301:ASN:OD1	8:C1:394:VAL:HG11	1.59	1.02
8:c1:266:LEU:O	8:c1:269:MET:N	1.92	1.02
15:k1:10:LEU:N	15:k1:11:PRO:CD	2.22	1.02

Continued on next page...

Continued from previous page...

Atom-1	Atom-2	Interatomic distance (Å)	Clash overlap (Å)
31:d3:106:PRO:HD2	31:d3:107:MET:H	1.22	1.02
33:j3:202:CYC:HHA	33:j3:202:CYC:HBD1	1.41	1.02
4:r4:154:ASP:HB3	2:B4:721:LEU:HD13	1.08	1.02
33:i5:201:CYC:HBD1	33:i5:201:CYC:HHA	1.41	1.02
33:j6:202:CYC:HBD1	33:j6:202:CYC:HHA	1.41	1.02
31:d8:106:PRO:HD2	31:d8:107:MET:H	1.22	1.02
31:dA:4:PRO:HD2	31:dA:5:LEU:H	1.18	1.02
32:gA:151:GLY:HA3	33:gA:302:CYC:HMD2	1.08	1.02
4:tB:64:ASP:HA	4:tB:67:ARG:HG3	1.38	1.02
32:gC:151:GLY:HA3	33:gC:302:CYC:HMD2	1.08	1.02
8:cD:191:LEU:HD11	40:cD:501:LMT:H62	1.38	1.02
32:cH:153:CYS:SG	33:cH:202:CYC:HBC2	1.99	1.02
33:cI:202:CYC:HBD1	33:cI:202:CYC:HHA	1.41	1.02
33:mJ:201:CYC:HBD1	33:mJ:201:CYC:HHA	1.41	1.02
5:8L:57:THR:HG22	5:8L:58:GLY:H	1.23	1.02
1:BC:104:TYR:HE2	32:cC:112:GLY:HA3	1.22	1.02
7:BD:234:ILE:HG12	36:BD:611:CLA:HAC1	1.41	1.02
8:CD:397:ILE:HD12	8:CD:397:ILE:H	1.20	1.02
4:IF:62:TYR:HB3	1:BH:237:ARG:O	1.59	1.02
3:IG:47:ARG:HD3	4:JG:18:TYR:CE2	1.94	1.02
4:YK:77:ARG:NH2	29:gK:166:GLU:OE1	1.92	1.02
3:IL:70:GLY:N	3:IL:73:TYR:HE2	1.24	1.02
32:c2:10:SER:O	1:B3:230:ARG:NH1	1.87	1.02
33:c2:202:CYC:HBD1	33:c2:202:CYC:HHA	1.41	1.02
31:h2:106:PRO:HD2	31:h2:107:MET:H	1.22	1.02
4:r4:154:ASP:CB	2:B4:721:LEU:HD11	1.90	1.02
33:i6:201:CYC:HHA	33:i6:201:CYC:HBD1	1.41	1.02
31:h7:106:PRO:HD2	31:h7:107:MET:H	1.22	1.02
31:j9:4:PRO:HD2	31:j9:5:LEU:H	1.18	1.02
31:dC:4:PRO:HD2	31:dC:5:LEU:H	1.18	1.02
9:dD:89:LEU:HB3	9:dD:91:PHE:CE1	1.91	1.02
11:fE:30:VAL:CA	11:fE:33:LEU:HD23	1.89	1.02
11:fE:36:ILE:CG2	14:jE:27:PHE:CE1	2.42	1.02
33:eI:202:CYC:HBD1	33:eI:202:CYC:HHA	1.41	1.02
31:lJ:106:PRO:HD2	31:lJ:107:MET:H	1.22	1.02
1:BI:206:PHE:CD1	3:u4:76:GLU:CG	2.43	1.02
28:BL:124:PRO:O	4:JL:135:GLU:OE2	1.75	1.02
3:IL:101:VAL:HG13	3:IL:155:TYR:HE2	1.22	1.02
8:C1:192:ASN:OD1	40:C1:520:LMT:H6E	1.58	1.02
8:C1:311:LEU:O	23:U1:75:LYS:HG3	1.60	1.02
8:C1:397:ILE:HD12	8:C1:397:ILE:H	1.20	1.02

Continued on next page...

Continued from previous page...

Atom-1	Atom-2	Interatomic distance (Å)	Clash overlap (Å)
11:f1:36:ILE:CG2	14:j1:27:PHE:CE1	2.42	1.02
32:c3:153:CYS:SG	33:c3:202:CYC:HBC2	1.99	1.02
4:a4:64:ASP:OD1	4:a4:65:ILE:HG23	1.56	1.02
2:B4:731:VAL:CG2	33:B4:1001:CYC:O1D	2.08	1.02
33:c5:202:CYC:HBD1	33:c5:202:CYC:HHA	1.41	1.02
33:g6:201:CYC:HHA	33:g6:201:CYC:HBD1	1.41	1.02
33:g6:202:CYC:O2D	1:B6:183:ARG:NH2	1.92	1.02
32:cA:153:CYS:SG	33:cA:202:CYC:HBC2	1.99	1.02
32:cC:153:CYS:SG	33:cC:202:CYC:HBC2	1.99	1.02
15:kE:10:LEU:N	15:kE:11:PRO:CD	2.22	1.02
31:lH:106:PRO:HD2	31:lH:107:MET:H	1.22	1.02
31:fJ:4:PRO:HD2	31:fJ:5:LEU:H	1.18	1.02
2:BB:731:VAL:CG2	33:BB:1001:CYC:O1D	2.08	1.01
2:CB:85:LEU:HD12	2:CB:86:GLU:C	1.84	1.01
8:CE:392:ASN:OD1	8:CE:394:VAL:HG23	1.59	1.01
4:MF:17:LYS:CE	4:7L:15:GLN:HG2	1.89	1.01
28:BL:130:ARG:HG2	4:JL:57:ALA:HB1	1.39	1.01
28:BL:136:ASN:HD22	29:QL:65:GLU:CB	1.61	1.01
8:c1:263:LEU:HD12	8:c1:428:HIS:CA	1.90	1.01
43:c1:515:BCR:C3	13:i1:24:LEU:HD21	1.89	1.01
31:h3:4:PRO:HD2	31:h3:5:LEU:H	1.18	1.01
43:cE:515:BCR:C2	13:iE:24:LEU:CD2	2.16	1.01
31:jH:106:PRO:HD2	31:jH:107:MET:H	1.22	1.01
2:BB:721:LEU:CD1	4:rB:154:ASP:HB3	1.74	1.01
1:BC:220:ASN:OD1	3:u4:56:ASN:CG	2.02	1.01
7:BD:75:TRP:CE3	7:BD:94:GLU:HB2	1.93	1.01
4:LG:79:ALA:HB3	2:B4:502:ILE:CD1	1.88	1.01
1:BI:205:ARG:CB	3:u4:76:GLU:CB	2.39	1.01
1:BI:211:LYS:NZ	1:BI:211:LYS:HA	1.76	1.01
1:BJ:237:ARG:HG3	4:1G:62:TYR:CD2	1.93	1.01
4:YK:84:ASP:OD1	33:YK:201:CYC:HHB	1.61	1.01
3:ZK:126:VAL:HG21	33:ZK:201:CYC:C3C	1.83	1.01
8:c1:448:ARG:HD3	9:d1:223:PHE:HD2	1.19	1.01
32:g2:151:GLY:CA	33:g2:201:CYC:HMD2	1.90	1.01
33:e3:202:CYC:HBD1	33:e3:202:CYC:HHA	1.41	1.01
32:g3:151:GLY:CA	33:g3:201:CYC:HMD2	1.91	1.01
33:j5:202:CYC:HMD3	32:k5:151:GLY:HA3	1.43	1.01
33:c6:202:CYC:HBD1	33:c6:202:CYC:HHA	1.41	1.01
33:j8:202:CYC:HBD1	33:j8:202:CYC:HHA	1.41	1.01
31:b9:106:PRO:HD2	31:b9:107:MET:H	1.22	1.01
31:f9:106:PRO:HD2	31:f9:107:MET:H	1.22	1.01

Continued on next page...

Continued from previous page...

Atom-1	Atom-2	Interatomic distance (Å)	Clash overlap (Å)
31:bA:106:PRO:HD2	31:bA:107:MET:H	1.22	1.01
33:eA:202:CYC:HBD1	33:eA:202:CYC:HHA	1.41	1.01
8:cD:259:LEU:CD1	36:cD:510:CLA:C2D	2.37	1.01
8:cE:448:ARG:CD	9:dE:223:PHE:CD2	2.42	1.01
31:lI:106:PRO:HD2	31:lI:107:MET:H	1.22	1.01
2:BB:123:GLY:CA	12:HD:20:LYS:CA	2.37	1.01
2:CB:148:ARG:HD3	8:cD:13:ARG:HH12	0.86	1.01
7:BD:73:GLN:HB3	7:BD:88:PRO:HB3	1.04	1.01
8:CD:193:PRO:HD2	7:BE:161:LEU:CD1	1.90	1.01
8:CD:311:LEU:O	23:UD:75:LYS:HG3	1.60	1.01
12:HE:20:LYS:N	2:B4:80:SER:OG	1.80	1.01
24:VE:151:ARG:HG3	24:VE:154:GLN:HB2	1.05	1.01
3:IG:101:VAL:HG12	3:IG:105:GLU:CD	1.84	1.01
1:BI:208:PRO:HG3	4:z4:62:TYR:O	1.59	1.01
28:BL:131:ARG:HD3	4:JL:61:LEU:O	1.56	1.01
1:B2:213:PRO:CG	4:v4:67:ARG:NH1	2.23	1.01
31:f5:106:PRO:HD2	31:f5:107:MET:H	1.22	1.01
33:e6:202:CYC:HBD1	33:e6:202:CYC:HHA	1.41	1.01
33:j6:202:CYC:HMD3	32:k6:151:GLY:HA3	1.43	1.01
32:c7:112:GLY:HA3	1:B7:104:TYR:HE2	1.22	1.01
32:c7:153:CYS:SG	33:c7:202:CYC:HBC2	1.99	1.01
33:e7:202:CYC:HBD1	33:e7:202:CYC:HHA	1.41	1.01
8:cD:191:LEU:HD13	40:cD:501:LMT:C6	1.86	1.01
43:cD:515:BCR:C3	13:iD:24:LEU:HD21	1.89	1.01
8:cE:141:LYS:HD3	8:cE:253:TRP:NE1	1.75	1.01
32:gI:151:GLY:CA	33:gI:302:CYC:HMD2	1.90	1.01
33:jJ:202:CYC:HMD3	32:kJ:151:GLY:HA3	1.43	1.01
2:CB:489:LYS:NZ	4:YK:76:ARG:CD	2.23	1.01
7:BE:94:GLU:OE1	40:BE:622:LMT:H21	1.61	1.01
7:BE:236:THR:HA	7:BE:473:THR:HG21	1.41	1.01
9:DE:348:ARG:NH2	24:VE:159:LYS:HG3	1.76	1.01
3:JF:79:ALA:HB2	1:BH:235:VAL:HG11	1.38	1.01
28:BG:124:PRO:O	4:JG:135:GLU:OE2	1.75	1.01
3:IG:105:GLU:HG2	3:IG:155:TYR:CZ	1.95	1.01
1:BH:205:ARG:NH2	3:dF:83:ARG:CG	2.22	1.01
29:QL:65:GLU:O	29:QL:66:LEU:HD23	1.59	1.01
31:b3:106:PRO:HD2	31:b3:107:MET:H	1.22	1.01
1:B3:218:PRO:HG3	3:o4:75:GLU:OE2	1.57	1.01
2:C4:151:ASN:HD22	8:cE:125:GLU:CB	1.72	1.01
1:B5:239:ALA:CB	4:1L:63:SER:CA	2.39	1.01
31:b5:4:PRO:HD2	31:b5:5:LEU:H	1.18	1.01

Continued on next page...

Continued from previous page...

Atom-1	Atom-2	Interatomic distance (Å)	Clash overlap (Å)
32:g5:151:GLY:CA	33:g5:201:CYC:HMD2	1.90	1.01
33:j5:202:CYC:HBD1	33:j5:202:CYC:HHA	1.41	1.01
1:B6:208:PRO:HG3	4:zB:62:TYR:O	1.59	1.01
32:g7:151:GLY:CA	33:g7:201:CYC:HMD2	1.90	1.01
31:h7:4:PRO:HD2	31:h7:5:LEU:H	1.18	1.01
33:jA:202:CYC:HBD1	33:jA:202:CYC:HHA	1.41	1.01
32:gC:151:GLY:CA	33:gC:302:CYC:HMD2	1.90	1.01
11:fD:8:GLN:CB	11:fD:9:PRO:HD3	1.90	1.01
15:kE:16:ILE:O	15:kE:19:PRO:HD2	1.60	1.01
33:gH:201:CYC:HBD1	33:gH:201:CYC:HHA	1.41	1.01
33:jI:202:CYC:HHA	33:jI:202:CYC:HBD1	1.41	1.01
39:AE:408:LMG:O10	7:bE:90:ILE:HD11	1.58	1.01
28:EF:117:PHE:CZ	28:EF:121:TYR:CB	2.28	1.01
3:IG:70:GLY:C	3:IG:73:TYR:CE2	2.37	1.01
8:C1:191:LEU:HB2	8:C1:226:TRP:NE1	1.74	1.01
9:d1:89:LEU:HB3	9:d1:91:PHE:CE1	1.91	1.01
31:d3:4:PRO:HD2	31:d3:5:LEU:H	1.18	1.01
2:B4:79:GLY:O	2:B4:81:PRO:CD	2.08	1.01
32:g6:151:GLY:CA	33:g6:201:CYC:HMD2	1.91	1.01
1:B8:205:ARG:NH2	3:dK:83:ARG:HG3	1.74	1.01
33:c9:202:CYC:HHA	33:c9:202:CYC:HBD1	1.41	1.01
9:dD:227:GLU:H	30:mK:60:LYS:HE2	1.24	1.01
43:cE:515:BCR:C3	13:iE:24:LEU:HD21	1.89	1.01
9:dE:89:LEU:HB3	9:dE:91:PHE:CE1	1.91	1.01
2:BB:79:GLY:O	2:BB:81:PRO:CD	2.08	1.00
8:CD:134:PHE:CE2	36:CD:515:CLA:H3A	1.96	1.00
9:DD:348:ARG:NH2	24:VD:159:LYS:HG3	1.76	1.00
4:YF:81:CYS:HA	33:YF:201:CYC:HHD	1.41	1.00
1:BI:209:GLN:CG	4:z4:58:LYS:NZ	2.20	1.00
3:IL:4:VAL:HG12	3:IL:8:ILE:HD12	1.03	1.00
3:NL:75:GLU:CD	1:B5:197:VAL:CG1	2.34	1.00
9:D1:348:ARG:NH2	24:V1:159:LYS:HG3	1.76	1.00
9:d1:89:LEU:HB2	9:d1:91:PHE:HE1	0.94	1.00
33:j2:202:CYC:HMD3	32:k2:151:GLY:HA3	1.43	1.00
31:l2:106:PRO:HD2	31:l2:107:MET:H	1.22	1.00
33:m2:201:CYC:HBD1	33:m2:201:CYC:HHA	1.41	1.00
1:B6:204:ARG:C	3:uB:77:MET:HE2	1.84	1.00
31:l8:106:PRO:HD2	31:l8:107:MET:H	1.22	1.00
33:j9:202:CYC:HMD3	32:k9:151:GLY:HA3	1.43	1.00
6:aD:268:SER:N	9:dD:235:PHE:HE2	1.59	1.00
8:cD:251:PHE:HE2	36:cD:507:CLA:HAA2	1.22	1.00

Continued on next page...

Continued from previous page...

Atom-1	Atom-2	Interatomic distance (Å)	Clash overlap (Å)
6:aE:268:SER:N	9:dE:235:PHE:HE2	1.60	1.00
33:jH:202:CYC:HMD3	32:kH:151:GLY:HA3	1.43	1.00
32:gJ:151:GLY:CA	33:gJ:201:CYC:HMD2	1.91	1.00
4:7L:74:THR:HG21	5:8L:63:ASN:CB	1.91	1.00
39:AD:408:LMG:O10	7:bD:90:ILE:HD11	1.58	1.00
8:CE:134:PHE:CE2	36:CE:515:CLA:H3A	1.96	1.00
8:CE:311:LEU:O	23:UE:75:LYS:HG3	1.60	1.00
4:YF:84:ASP:OD1	33:YF:201:CYC:HHB	1.61	1.00
1:BI:26:ASP:OD1	31:fI:7:GLU:HG3	1.61	1.00
8:C1:134:PHE:CE2	36:C1:515:CLA:H3A	1.96	1.00
8:c1:444:LYS:NZ	9:d1:228:GLY:O	1.94	1.00
31:f3:7:GLU:HG3	1:B3:26:ASP:OD1	1.57	1.00
2:C4:74:ARG:HA	27:zE:30:PRO:CG	1.91	1.00
31:h6:106:PRO:HD2	31:h6:107:MET:H	1.22	1.00
33:i8:201:CYC:HHA	33:i8:201:CYC:HBD1	1.41	1.00
32:gA:151:GLY:CA	33:gA:302:CYC:HMD2	1.90	1.00
33:iA:201:CYC:HHA	33:iA:201:CYC:HBD1	1.41	1.00
43:cE:515:BCR:H332	13:iE:20:ILE:CD1	1.91	1.00
31:bH:106:PRO:HD2	31:bH:107:MET:H	1.22	1.00
32:gH:151:GLY:CA	33:gH:201:CYC:HMD2	1.91	1.00
32:cI:153:CYS:SG	33:cI:202:CYC:HBC2	1.99	1.00
33:gI:302:CYC:HBD1	33:gI:302:CYC:HHA	1.41	1.00
31:jI:106:PRO:HD2	31:jI:107:MET:H	1.22	1.00
2:CB:489:LYS:HZ3	4:YK:76:ARG:HH21	1.06	1.00
7:BE:73:GLN:HG3	7:BE:88:PRO:HB3	1.41	1.00
28:BG:143:MET:CE	3:KG:52:LYS:HE2	1.91	1.00
3:IG:156:LEU:O	3:IG:160:MET:HG2	1.61	1.00
1:BI:186:GLU:HG2	1:BI:190:THR:CG2	1.79	1.00
28:EK:143:MET:HE1	3:ZK:52:LYS:HB2	1.42	1.00
7:B1:234:ILE:HG12	36:B1:611:CLA:HAC1	1.41	1.00
6:a1:268:SER:N	9:d1:235:PHE:HE2	1.60	1.00
8:c1:99:PHE:CE2	15:k1:14:TYR:HE2	1.80	1.00
1:B2:211:LYS:NZ	1:B2:211:LYS:HA	1.76	1.00
31:l3:106:PRO:HD2	31:l3:107:MET:H	1.22	1.00
4:z4:1:MET:CB	2:B4:737:GLN:NE2	2.24	1.00
33:m5:201:CYC:HBD1	33:m5:201:CYC:HHA	1.41	1.00
31:f7:106:PRO:HD2	31:f7:107:MET:H	1.22	1.00
31:j7:106:PRO:HD2	31:j7:107:MET:H	1.22	1.00
33:j7:202:CYC:HBD1	33:j7:202:CYC:HHA	1.41	1.00
33:g9:201:CYC:HBD1	33:g9:201:CYC:HHA	1.41	1.00
33:jC:202:CYC:HMD3	32:kC:151:GLY:HA3	1.42	1.00

Continued on next page...

Continued from previous page...

Atom-1	Atom-2	Interatomic distance (Å)	Clash overlap (Å)
15:kD:16:ILE:O	15:kD:19:PRO:HD2	1.60	1.00
31:hH:106:PRO:HD2	31:hH:107:MET:H	1.22	1.00
31:fI:106:PRO:HD2	31:fI:107:MET:H	1.22	1.00
31:dJ:106:PRO:HD2	31:dJ:107:MET:H	1.22	1.00
3:IG:70:GLY:O	3:IG:73:TYR:CE2	2.15	1.00
3:NG:73:TYR:OH	1:BJ:195:PRO:O	1.76	1.00
10:E1:15:THR:HG23	14:J1:6:LYS:HB3	1.44	1.00
2:C4:255:GLN:CG	2:C4:395:THR:CG2	2.40	1.00
32:g8:151:GLY:CA	33:g8:201:CYC:HMD2	1.91	1.00
33:gA:302:CYC:HBD1	33:gA:302:CYC:HHA	1.41	1.00
32:mA:44:ILE:HG12	32:mA:142:VAL:CG2	1.92	1.00
8:cD:99:PHE:CE2	15:kD:14:TYR:HE2	1.80	1.00
9:DE:102:THR:HG21	40:DE:413:LMT:H6E	1.41	1.00
28:BL:143:MET:CE	3:KL:52:LYS:HE2	1.91	1.00
32:m2:44:ILE:HG12	32:m2:142:VAL:CG2	1.92	1.00
2:B4:84:PHE:CZ	2:B4:160:MET:C	2.40	1.00
31:b5:106:PRO:HD2	31:b5:107:MET:H	1.22	1.00
31:d6:52:ILE:HG12	31:d6:92:LEU:HD12	1.44	1.00
31:f6:7:GLU:HG3	1:B6:26:ASP:OD1	1.61	1.00
31:h8:106:PRO:HD2	31:h8:107:MET:H	1.22	1.00
31:h9:73:ASN:ND2	31:h9:123:GLU:HB2	1.77	1.00
31:h9:106:PRO:HD2	31:h9:107:MET:H	1.22	1.00
8:cD:254:SER:O	8:cD:257:ALA:CA	2.09	1.00
8:cE:99:PHE:CE2	15:kE:14:TYR:HE2	1.80	1.00
32:mH:44:ILE:HG12	32:mH:142:VAL:CG2	1.92	1.00
3:JF:107:ILE:HD11	2:C4:549:VAL:HG21	1.43	1.00
3:ZF:126:VAL:HG22	33:ZF:201:CYC:C2C	1.92	1.00
39:A1:408:LMG:O10	7:b1:90:ILE:HD11	1.58	1.00
1:B2:235:VAL:HG11	3:O4:48:GLU:OE1	1.60	1.00
33:i3:201:CYC:HBD1	33:i3:201:CYC:HHA	1.41	1.00
33:g7:201:CYC:HHA	33:g7:201:CYC:HBD1	1.41	1.00
32:m8:44:ILE:HG12	32:m8:142:VAL:CG2	1.92	1.00
31:j9:106:PRO:HD2	31:j9:107:MET:H	1.22	1.00
31:jC:106:PRO:HD2	31:jC:107:MET:H	1.22	1.00
4:7G:74:THR:HG21	5:8G:63:ASN:CB	1.91	1.00
4:YK:71:ASN:O	4:YK:77:ARG:HD3	1.60	1.00
32:c2:166:ARG:HG2	1:B3:236:THR:HG21	1.44	1.00
31:h2:73:ASN:ND2	31:h2:123:GLU:HB2	1.77	1.00
31:d3:52:ILE:HG12	31:d3:92:LEU:HD12	1.44	1.00
4:a4:62:TYR:CG	33:V4:201:CYC:CBA	2.34	1.00
2:C4:85:LEU:HD12	2:C4:86:GLU:C	1.84	1.00

Continued on next page...

Continued from previous page...

Atom-1	Atom-2	Interatomic distance (Å)	Clash overlap (Å)
33:e5:202:CYC:HBD1	33:e5:202:CYC:HHA	1.41	1.00
31:h6:4:PRO:HD2	31:h6:5:LEU:H	1.18	1.00
33:j8:202:CYC:HMD3	32:k8:151:GLY:HA3	1.43	1.00
31:lA:73:ASN:ND2	31:lA:123:GLU:HB2	1.77	1.00
33:cC:202:CYC:HHA	33:cC:202:CYC:HBD1	1.41	1.00
33:cH:202:CYC:HBD1	33:cH:202:CYC:HHA	1.41	1.00
1:BC:204:ARG:C	3:q4:77:MET:HE2	1.87	0.99
1:BC:240:LEU:CA	4:P4:67:ARG:HH21	1.75	0.99
3:IL:70:GLY:O	3:IL:73:TYR:CE2	2.15	0.99
9:D1:102:THR:HG21	40:D1:412:LMT:H6E	1.41	0.99
31:b5:73:ASN:ND2	31:b5:123:GLU:HB2	1.77	0.99
31:h6:52:ILE:HG12	31:h6:92:LEU:HD12	1.44	0.99
1:B7:206:PHE:HB2	3:wB:76:GLU:CG	1.92	0.99
33:e8:202:CYC:HBD1	33:e8:202:CYC:HHA	1.41	0.99
32:g9:151:GLY:CA	33:g9:201:CYC:HMD2	1.91	0.99
31:bC:52:ILE:HG12	31:bC:92:LEU:HD12	1.44	0.99
8:cD:444:LYS:NZ	9:dD:228:GLY:O	1.94	0.99
6:aE:136:ARG:C	13:iE:32:PRO:HG3	1.87	0.99
31:lH:73:ASN:ND2	31:lH:123:GLU:HB2	1.77	0.99
33:gJ:201:CYC:HBD1	33:gJ:201:CYC:HHA	1.41	0.99
2:BB:502:ILE:CD1	4:LL:79:ALA:HB3	1.92	0.99
9:DD:102:THR:HG21	40:DD:413:LMT:H6E	1.41	0.99
1:BI:26:ASP:OD1	31:fI:7:GLU:CG	2.10	0.99
7:B1:73:GLN:CG	7:B1:88:PRO:CB	2.38	0.99
31:h3:73:ASN:ND2	31:h3:123:GLU:HB2	1.77	0.99
32:m3:44:ILE:HG12	32:m3:142:VAL:CG2	1.92	0.99
31:hA:73:ASN:ND2	31:hA:123:GLU:HB2	1.77	0.99
8:cD:193:PRO:HA	8:cD:196:ILE:CG2	1.92	0.99
43:cD:515:BCR:H332	13:iD:20:ILE:CD1	1.91	0.99
31:bJ:73:ASN:ND2	31:bJ:123:GLU:HB2	1.77	0.99
28:BG:110:LYS:CD	2:B4:48:SER:HB2	1.92	0.99
1:BI:205:ARG:CB	3:u4:76:GLU:HB3	1.92	0.99
31:b2:52:ILE:HG12	31:b2:92:LEU:HD12	1.44	0.99
33:e2:202:CYC:HBD1	33:e2:202:CYC:HHA	1.41	0.99
31:f2:149:GLU:OE2	33:j2:202:CYC:HAB2	1.63	0.99
33:g3:201:CYC:HBD1	33:g3:201:CYC:HHA	1.41	0.99
31:f5:149:GLU:OE2	33:j5:202:CYC:HAB2	1.63	0.99
31:f6:7:GLU:CG	1:B6:26:ASP:OD1	2.10	0.99
33:m8:201:CYC:HHA	33:m8:201:CYC:HBD1	1.41	0.99
31:f9:7:GLU:HG3	1:B9:26:ASP:OD1	1.61	0.99
32:mC:44:ILE:HG12	32:mC:142:VAL:CG2	1.92	0.99

Continued on next page...

Continued from previous page...

Atom-1	Atom-2	Interatomic distance (Å)	Clash overlap (Å)
8:cD:259:LEU:HD11	36:cD:510:CLA:CHD	1.92	0.99
31:dI:52:ILE:HG12	31:dI:92:LEU:HD12	1.44	0.99
31:hI:73:ASN:ND2	31:hI:123:GLU:HB2	1.77	0.99
33:iJ:201:CYC:HBD1	33:iJ:201:CYC:HHA	1.41	0.99
43:c1:515:BCR:H332	13:i1:20:ILE:CD1	1.91	0.99
31:b2:106:PRO:HD2	31:b2:107:MET:H	1.22	0.99
31:l2:73:ASN:ND2	31:l2:123:GLU:HB2	1.77	0.99
31:h6:73:ASN:ND2	31:h6:123:GLU:HB2	1.77	0.99
1:B7:205:ARG:O	1:B7:208:PRO:HD3	1.61	0.99
31:l9:91:TYR:CE2	31:l9:129:TYR:CE1	2.51	0.99
32:m9:153:CYS:HG	33:m9:201:CYC:HAC2	1.17	0.99
33:cA:202:CYC:HBD1	33:cA:202:CYC:HHA	1.41	0.99
31:lC:73:ASN:ND2	31:lC:123:GLU:HB2	1.77	0.99
31:lI:91:TYR:CE2	31:lI:129:TYR:CE1	2.51	0.99
2:CB:255:GLN:CG	2:CB:395:THR:CG2	2.40	0.99
4:YF:71:ASN:O	4:YF:77:ARG:HD3	1.60	0.99
28:BG:127:THR:OG1	28:BG:129:ASN:CA	2.10	0.99
6:A1:191:ASN:HB2	8:C1:398:ILE:HG21	1.43	0.99
31:l2:57:GLN:CB	31:bH:70:GLN:NE2	2.24	0.99
32:m6:44:ILE:HG12	32:m6:142:VAL:CG2	1.92	0.99
1:B8:230:ARG:CD	1:B8:233:ASN:HB3	1.93	0.99
31:l8:73:ASN:ND2	31:l8:123:GLU:HB2	1.77	0.99
33:eC:202:CYC:HBD1	33:eC:202:CYC:HHA	1.41	0.99
18:oD:55:ARG:CD	18:oD:229:SER:O	2.10	0.99
31:fH:106:PRO:HD2	31:fH:107:MET:H	1.22	0.99
31:hH:52:ILE:HG12	31:hH:92:LEU:HD12	1.44	0.99
31:lH:91:TYR:CE2	31:lH:129:TYR:CE1	2.51	0.99
31:bJ:52:ILE:HG12	31:bJ:92:LEU:HD12	1.44	0.99
33:eJ:202:CYC:HBD1	33:eJ:202:CYC:HHA	1.41	0.99
1:BA:240:LEU:O	4:PB:67:ARG:NH2	1.94	0.99
7:BD:236:THR:HA	7:BD:473:THR:HG21	1.41	0.99
10:ED:15:THR:HG23	14:JD:6:LYS:HB3	1.44	0.99
28:EF:143:MET:HE1	3:ZF:52:LYS:HB2	1.42	0.99
3:NG:65:VAL:HG22	33:NG:201:CYC:OC	1.62	0.99
1:BI:195:PRO:CG	32:gI:72:ASN:CB	2.41	0.99
3:IL:90:ARG:NE	4:JL:18:TYR:HE1	1.37	0.99
31:b2:73:ASN:ND2	31:b2:123:GLU:HB2	1.77	0.99
33:c3:202:CYC:HBD1	33:c3:202:CYC:HHA	1.41	0.99
31:f3:149:GLU:OE2	33:j3:202:CYC:HAB2	1.62	0.99
33:j3:202:CYC:HMD3	32:k3:151:GLY:HA3	1.43	0.99
31:l3:73:ASN:ND2	31:l3:123:GLU:HB2	1.77	0.99

Continued on next page...

Continued from previous page...

Atom-1	Atom-2	Interatomic distance (Å)	Clash overlap (Å)
2:C4:153:SER:HB2	8:cE:126:VAL:HG12	1.00	0.99
31:l9:73:ASN:ND2	31:l9:123:GLU:HB2	1.77	0.99
31:fA:149:GLU:OE2	33:jA:202:CYC:HAB2	1.62	0.99
31:lC:91:TYR:CE2	31:lC:129:TYR:CE1	2.51	0.99
8:cE:444:LYS:NZ	9:dE:228:GLY:O	1.94	0.99
33:iH:201:CYC:HBD1	33:iH:201:CYC:HHA	1.41	0.99
33:jI:202:CYC:HMD3	32:kI:151:GLY:HA3	1.43	0.99
33:jJ:202:CYC:HHA	33:jJ:202:CYC:HBD1	1.41	0.99
2:BB:79:GLY:HA2	12:HD:17:GLU:CB	1.92	0.99
2:BB:84:PHE:CZ	2:BB:160:MET:C	2.40	0.99
3:IG:90:ARG:NE	4:JG:18:TYR:HE1	1.37	0.99
3:ZK:126:VAL:HG22	33:ZK:201:CYC:C2C	1.92	0.99
7:B1:73:GLN:HB3	7:B1:88:PRO:HB3	1.04	0.99
31:l2:57:GLN:CB	31:bH:70:GLN:HE21	1.74	0.99
31:l2:91:TYR:CE2	31:l2:129:TYR:CE1	2.51	0.99
1:B3:211:LYS:NZ	1:B3:211:LYS:HA	1.78	0.99
31:l5:91:TYR:CE2	31:l5:129:TYR:CE1	2.51	0.99
33:i7:201:CYC:HHA	33:i7:201:CYC:HBD1	1.41	0.99
32:m9:44:ILE:HG12	32:m9:142:VAL:CG2	1.92	0.99
31:lA:106:PRO:HD2	31:lA:107:MET:H	1.22	0.99
31:dC:52:ILE:HG12	31:dC:92:LEU:HD12	1.44	0.99
31:fI:149:GLU:OE2	33:jI:202:CYC:HAB2	1.63	0.99
32:mJ:44:ILE:HG12	32:mJ:142:VAL:CG2	1.92	0.99
2:BB:737:GLN:NE2	4:zB:1:MET:CB	2.24	0.99
2:CB:721:LEU:CD1	4:xB:154:ASP:HB3	1.86	0.99
29:QL:155:GLN:O	29:QL:157:PHE:N	1.95	0.99
31:b6:52:ILE:HG12	31:b6:92:LEU:HD12	1.44	0.99
31:d7:52:ILE:HG12	31:d7:92:LEU:HD12	1.44	0.99
1:B7:211:LYS:HA	1:B7:211:LYS:NZ	1.78	0.99
33:j9:202:CYC:HBD1	33:j9:202:CYC:HHA	1.41	0.99
31:fJ:149:GLU:OE2	33:jJ:202:CYC:HAB2	1.63	0.99
2:C4:155:TYR:HA	8:cE:10:LEU:HD22	1.45	0.99
32:m5:44:ILE:HG12	32:m5:142:VAL:CG2	1.92	0.99
31:h8:73:ASN:ND2	31:h8:123:GLU:HB2	1.77	0.99
31:f9:149:GLU:OE2	33:j9:202:CYC:HAB2	1.63	0.99
31:hJ:52:ILE:HG12	31:hJ:92:LEU:HD12	1.44	0.99
4:hK:81:CYS:O	33:hK:201:CYC:CAC	2.11	0.99
1:BI:206:PHE:CE1	3:u4:76:GLU:CG	2.45	0.99
6:A1:190:HIS:C	8:C1:398:ILE:CD1	2.35	0.99
15:k1:16:ILE:O	15:k1:19:PRO:HD2	1.60	0.99
31:b5:52:ILE:HG12	31:b5:92:LEU:HD12	1.44	0.99

Continued on next page...

Continued from previous page...

Atom-1	Atom-2	Interatomic distance (Å)	Clash overlap (Å)
31:l6:73:ASN:ND2	31:l6:123:GLU:HB2	1.77	0.99
1:B6:205:ARG:CB	3:uB:76:GLU:CB	2.39	0.99
31:d9:52:ILE:HG12	31:d9:92:LEU:HD12	1.44	0.99
33:i9:201:CYC:HHA	33:i9:201:CYC:HBD1	1.41	0.99
31:dA:52:ILE:HG12	31:dA:92:LEU:HD12	1.44	0.99
31:fA:106:PRO:HD2	31:fA:107:MET:H	1.22	0.99
31:hC:52:ILE:HG12	31:hC:92:LEU:HD12	1.44	0.99
6:aD:136:ARG:C	13:iD:32:PRO:HG3	1.87	0.99
31:lJ:91:TYR:CE2	31:lJ:129:TYR:CE1	2.51	0.99
1:BA:230:ARG:CD	1:B6:193:GLY:HA3	1.93	0.98
2:CB:551:PHE:CE1	3:JK:5:THR:CG2	2.46	0.98
1:BC:240:LEU:O	4:P4:67:ARG:NH2	1.94	0.98
9:d1:92:LEU:O	9:d1:97:ALA:HB1	1.62	0.98
1:B2:235:VAL:HG12	3:O4:82:LEU:HD23	1.43	0.98
1:B3:220:ASN:OD1	3:o4:56:ASN:CG	2.06	0.98
31:b8:73:ASN:ND2	31:b8:123:GLU:HB2	1.77	0.98
31:h9:52:ILE:HG12	31:h9:92:LEU:HD12	1.44	0.98
9:dD:89:LEU:HB2	9:dD:91:PHE:HE1	0.94	0.98
2:BB:721:LEU:HD11	4:rB:154:ASP:CB	1.90	0.98
4:YF:77:ARG:NH2	29:gF:166:GLU:OE1	1.92	0.98
28:EK:117:PHE:CZ	28:EK:121:TYR:CB	2.28	0.98
4:YK:77:ARG:O	4:YK:79:ALA:N	1.96	0.98
6:A1:135:TYR:OH	13:I1:31:ASN:CB	2.08	0.98
1:B2:238:VAL:HG11	3:O4:80:THR:N	1.78	0.98
31:l7:91:TYR:CE2	31:l7:129:TYR:CE1	2.51	0.98
32:e8:153:CYS:HG	33:e8:202:CYC:HAC2	0.95	0.98
31:bI:73:ASN:ND2	31:bI:123:GLU:HB2	1.77	0.98
2:CB:489:LYS:HZ1	4:YK:76:ARG:HD3	1.26	0.98
6:AE:190:HIS:C	8:CE:398:ILE:CD1	2.35	0.98
28:EK:135:PRO:HG2	28:EK:136:ASN:N	1.78	0.98
28:BL:127:THR:OG1	28:BL:129:ASN:CA	2.10	0.98
3:IL:82:LEU:HD23	3:IL:85:LEU:HD12	1.43	0.98
32:c3:116:THR:HG21	1:B3:104:TYR:CZ	1.98	0.98
31:f6:72:PRO:HD2	31:f6:73:ASN:H	1.28	0.98
32:c7:116:THR:HG21	1:B7:104:TYR:CZ	1.98	0.98
31:f7:149:GLU:OE2	33:j7:202:CYC:HAB2	1.62	0.98
31:bC:72:PRO:HD2	31:bC:73:ASN:H	1.28	0.98
11:fD:8:GLN:CB	11:fD:9:PRO:CD	2.41	0.98
33:jH:202:CYC:HHA	33:jH:202:CYC:HBD1	1.41	0.98
31:dI:106:PRO:HD2	31:dI:107:MET:H	1.22	0.98
31:hJ:73:ASN:ND2	31:hJ:123:GLU:HB2	1.77	0.98

Continued on next page...

Continued from previous page...

Atom-1	Atom-2	Interatomic distance (Å)	Clash overlap (Å)
1:BA:214:LYS:HD2	1:BA:214:LYS:H	1.29	0.98
2:CB:583:ILE:CD1	4:IK:83:ARG:HH21	1.75	0.98
1:BC:214:LYS:HD2	1:BC:214:LYS:H	1.29	0.98
10:EE:15:THR:HG23	14:JE:6:LYS:HB3	1.44	0.98
4:MF:121:VAL:HG21	33:MF:201:CYC:C2D	1.88	0.98
3:IL:156:LEU:O	3:IL:160:MET:HG2	1.61	0.98
32:c2:116:THR:HG21	1:B2:104:TYR:CZ	1.98	0.98
1:B5:230:ARG:CD	1:B5:233:ASN:HB3	1.93	0.98
33:g5:201:CYC:HHA	33:g5:201:CYC:HBD1	1.41	0.98
31:j6:106:PRO:HD2	31:j6:107:MET:H	1.22	0.98
32:kJ:82:CYS:SG	33:kJ:201:CYC:CAC	2.52	0.98
1:BA:215:ALA:HB3	3:uB:79:ALA:HB1	1.44	0.98
7:BD:73:GLN:CG	7:BD:88:PRO:CB	2.38	0.98
1:BI:104:TYR:CE2	32:cI:112:GLY:HA3	1.99	0.98
1:BJ:230:ARG:CD	1:BJ:233:ASN:HB3	1.93	0.98
3:IL:83:ARG:O	3:IL:87:TYR:HD2	1.40	0.98
9:d1:79:SER:O	9:d1:111:TRP:NE1	1.95	0.98
31:f2:7:GLU:HG3	1:B2:26:ASP:OD1	1.61	0.98
31:b3:52:ILE:HG12	31:b3:92:LEU:HD12	1.44	0.98
31:l3:91:TYR:CE2	31:l3:129:TYR:CE1	2.51	0.98
31:j5:72:PRO:HD2	31:j5:73:ASN:H	1.29	0.98
31:h7:73:ASN:ND2	31:h7:123:GLU:HB2	1.77	0.98
33:j7:202:CYC:HMD3	32:k7:151:GLY:HA3	1.43	0.98
31:l7:73:ASN:ND2	31:l7:123:GLU:HB2	1.77	0.98
31:j8:72:PRO:HD2	31:j8:73:ASN:H	1.29	0.98
32:c9:112:GLY:HA3	1:B9:104:TYR:CE2	1.99	0.98
33:j9:202:CYC:CMD	32:k9:151:GLY:HA3	1.94	0.98
31:bA:52:ILE:HG12	31:bA:92:LEU:HD12	1.44	0.98
32:cH:151:GLY:HA3	33:cH:202:CYC:HMD3	1.46	0.98
32:eH:153:CYS:HG	33:eH:202:CYC:HAC2	0.91	0.98
33:jH:202:CYC:CMD	32:kH:151:GLY:HA3	1.94	0.98
31:dI:72:PRO:HD2	31:dI:73:ASN:H	1.29	0.98
32:mI:44:ILE:HG12	32:mI:142:VAL:CG2	1.92	0.98
2:BB:583:ILE:HD13	4:1L:83:ARG:CZ	1.93	0.98
4:YF:77:ARG:O	4:YF:79:ALA:N	1.96	0.98
1:BJ:239:ALA:O	4:1G:64:ASP:CG	2.05	0.98
3:IL:84:ASP:CG	33:IL:201:CYC:CHB	2.37	0.98
8:C1:196:ILE:HG22	8:C1:197:PHE:H	1.24	0.98
32:c2:112:GLY:HA3	1:B2:104:TYR:CE2	1.99	0.98
31:f2:72:PRO:HD2	31:f2:73:ASN:H	1.29	0.98
31:h2:52:ILE:HG12	31:h2:92:LEU:HD12	1.44	0.98

Continued on next page...

Continued from previous page...

Atom-1	Atom-2	Interatomic distance (Å)	Clash overlap (Å)
32:k3:82:CYS:SG	33:k3:201:CYC:CAC	2.52	0.98
4:a4:62:TYR:CZ	33:V4:201:CYC:CBA	2.46	0.98
32:k5:82:CYS:SG	33:k5:201:CYC:CAC	2.52	0.98
32:c6:116:THR:HG21	1:B6:104:TYR:CZ	1.98	0.98
31:l6:91:TYR:CE2	31:l6:129:TYR:CE1	2.51	0.98
33:m6:201:CYC:HBD1	33:m6:201:CYC:HHA	1.41	0.98
31:b7:72:PRO:HD2	31:b7:73:ASN:H	1.28	0.98
33:j8:202:CYC:CMD	32:k8:151:GLY:HA3	1.94	0.98
32:c9:116:THR:HG21	1:B9:104:TYR:CZ	1.98	0.98
33:jA:202:CYC:HMD3	32:kA:151:GLY:HA3	1.43	0.98
31:fJ:72:PRO:HD2	31:fJ:73:ASN:H	1.28	0.98
2:CB:721:LEU:HD12	4:xB:154:ASP:HB2	1.44	0.98
6:AD:190:HIS:C	8:CD:398:ILE:CD1	2.35	0.98
6:AD:191:ASN:HB2	8:CD:398:ILE:HG21	1.43	0.98
3:IG:84:ASP:CG	33:IG:201:CYC:CHB	2.37	0.98
29:QG:155:GLN:O	29:QG:157:PHE:N	1.95	0.98
1:BH:230:ARG:CD	1:BH:233:ASN:HB3	1.93	0.98
28:EK:123:LEU:HD21	4:YK:134:LYS:NZ	1.79	0.98
6:a1:136:ARG:C	13:i1:32:PRO:HG3	1.87	0.98
31:d3:72:PRO:HD2	31:d3:73:ASN:H	1.29	0.98
32:i3:82:CYS:HG	33:i3:202:CYC:HAC2	1.24	0.98
31:l5:73:ASN:ND2	31:l5:123:GLU:HB2	1.77	0.98
31:j7:72:PRO:HD2	31:j7:73:ASN:H	1.29	0.98
31:l7:106:PRO:HD2	31:l7:107:MET:H	1.22	0.98
32:k9:82:CYS:SG	33:k9:201:CYC:CAC	2.52	0.98
9:dD:79:SER:O	9:dD:111:TRP:NE1	1.95	0.98
31:fI:72:PRO:HD2	31:fI:73:ASN:H	1.28	0.98
7:BD:161:LEU:HD11	8:C1:193:PRO:HD2	1.41	0.98
18:OD:55:ARG:CZ	18:oE:229:SER:OG	2.11	0.98
3:JF:79:ALA:HB1	1:BH:235:VAL:HG12	1.43	0.98
28:BL:136:ASN:CG	29:QL:65:GLU:HB2	1.89	0.98
31:f2:7:GLU:CG	1:B2:26:ASP:OD1	2.10	0.98
32:k3:82:CYS:SG	33:k3:201:CYC:HAC2	2.04	0.98
2:C4:70:ARG:CZ	27:zE:35:GLN:HE21	1.76	0.98
31:h5:73:ASN:ND2	31:h5:123:GLU:HB2	1.77	0.98
31:d6:106:PRO:HD2	31:d6:107:MET:H	1.22	0.98
32:k6:82:CYS:SG	33:k6:201:CYC:CAC	2.52	0.98
31:b9:73:ASN:ND2	31:b9:123:GLU:HB2	1.77	0.98
31:f9:7:GLU:CG	1:B9:26:ASP:OD1	2.10	0.98
31:j9:72:PRO:HD2	31:j9:73:ASN:H	1.29	0.98
31:fA:72:PRO:HD2	31:fA:73:ASN:H	1.28	0.98

Continued on next page...

Continued from previous page...

Atom-1	Atom-2	Interatomic distance (Å)	Clash overlap (Å)
31:hA:72:PRO:HD2	31:hA:73:ASN:H	1.29	0.98
31:lA:91:TYR:CE2	31:lA:129:TYR:CE1	2.51	0.98
31:lI:73:ASN:ND2	31:lI:123:GLU:HB2	1.77	0.98
1:BI:104:TYR:CZ	32:cI:116:THR:HG21	1.98	0.98
3:IL:104:ILE:CG2	3:IL:156:LEU:HD21	1.93	0.98
11:f1:36:ILE:HG21	14:j1:27:PHE:CE1	1.99	0.98
4:a4:51:ILE:O	4:a4:55:ALA:N	1.97	0.98
31:b5:72:PRO:HD2	31:b5:73:ASN:H	1.28	0.98
32:e6:120:LEU:C	1:B6:170:ARG:HH22	1.72	0.98
32:c8:151:GLY:HA3	33:c8:202:CYC:HMD3	1.46	0.98
31:l8:91:TYR:CE2	31:l8:129:TYR:CE1	2.51	0.98
31:h9:84:CYS:HG	33:h9:201:CYC:HAC2	0.95	0.98
31:hC:73:ASN:ND2	31:hC:123:GLU:HB2	1.77	0.98
1:BA:204:ARG:C	3:qB:77:MET:HE2	1.88	0.98
4:LG:79:ALA:CB	2:B4:502:ILE:CD1	2.41	0.98
1:BI:170:ARG:HH22	32:eI:120:LEU:C	1.72	0.98
1:BJ:239:ALA:N	4:1G:62:TYR:O	1.96	0.98
8:c1:263:LEU:HD12	8:c1:427:GLY:C	1.88	0.98
31:h3:72:PRO:HD2	31:h3:73:ASN:H	1.29	0.98
33:j3:202:CYC:CMD	32:k3:151:GLY:HA3	1.94	0.98
31:f5:72:PRO:HD2	31:f5:73:ASN:H	1.28	0.98
33:j6:202:CYC:CMD	32:k6:151:GLY:HA3	1.94	0.98
31:b7:73:ASN:ND2	31:b7:123:GLU:HB2	1.77	0.98
33:j7:202:CYC:CMD	32:k7:151:GLY:HA3	1.94	0.98
32:k7:82:CYS:SG	33:k7:201:CYC:CAC	2.52	0.98
31:f8:149:GLU:OE2	33:j8:202:CYC:HAB2	1.63	0.98
1:B9:210:GLU:OE2	4:tB:128:GLN:OE1	1.80	0.98
32:kA:82:CYS:SG	33:kA:201:CYC:CAC	2.52	0.98
31:bC:73:ASN:ND2	31:bC:123:GLU:HB2	1.77	0.98
31:lC:106:PRO:HD2	31:lC:107:MET:H	1.22	0.98
11:fD:36:ILE:HG21	14:jD:27:PHE:CE1	1.99	0.98
4:hF:81:CYS:O	33:hF:201:CYC:CAC	2.11	0.98
1:BC:230:ARG:NH2	32:cI:14:THR:CG2	2.27	0.97
1:BJ:239:ALA:HB3	4:1G:63:SER:HA	1.45	0.97
32:c2:14:THR:HG21	1:B3:230:ARG:CZ	1.94	0.97
31:d6:72:PRO:HD2	31:d6:73:ASN:H	1.29	0.97
32:k8:82:CYS:SG	33:k8:201:CYC:CAC	2.52	0.97
31:bA:73:ASN:ND2	31:bA:123:GLU:HB2	1.77	0.97
33:jC:202:CYC:CMD	32:kC:151:GLY:HA3	1.94	0.97
11:fD:8:GLN:HB2	11:fD:9:PRO:HD3	0.99	0.97
32:kI:82:CYS:SG	33:kI:201:CYC:CAC	2.52	0.97

Continued on next page...

Continued from previous page...

Atom-1	Atom-2	Interatomic distance (Å)	Clash overlap (Å)
31:dJ:72:PRO:HD2	31:dJ:73:ASN:H	1.29	0.97
28:BG:145:ARG:CG	3:KG:75:GLU:HG3	1.95	0.97
4:HG:115:THR:HB	2:B4:472:ILE:HD13	1.46	0.97
9:d1:55:VAL:CG2	9:d1:105:CYS:SG	2.52	0.97
32:c6:151:GLY:HA3	33:c6:202:CYC:HMD3	1.46	0.97
31:d8:72:PRO:HD2	31:d8:73:ASN:H	1.29	0.97
32:kC:82:CYS:SG	33:kC:201:CYC:CAC	2.52	0.97
8:cD:191:LEU:HD13	40:cD:501:LMT:C5	1.92	0.97
9:dD:92:LEU:O	9:dD:97:ALA:HB1	1.62	0.97
9:dE:55:VAL:HG21	9:dE:105:CYS:SG	2.04	0.97
31:bH:73:ASN:ND2	31:bH:123:GLU:HB2	1.77	0.97
32:kH:82:CYS:SG	33:kH:201:CYC:HAC2	2.04	0.97
2:CB:48:SER:CB	28:EK:110:LYS:HG3	1.92	0.97
7:BD:73:GLN:HG3	7:BD:88:PRO:HB3	1.41	0.97
28:BL:119:THR:CG2	4:ML:151:ILE:HD12	1.75	0.97
1:B2:235:VAL:CG1	3:O4:82:LEU:HD21	1.93	0.97
33:m3:201:CYC:HBD1	33:m3:201:CYC:HHA	1.41	0.97
32:k7:82:CYS:SG	33:k7:201:CYC:HAC2	2.04	0.97
32:kA:82:CYS:SG	33:kA:201:CYC:HAC2	2.04	0.97
32:eC:153:CYS:HG	33:eC:202:CYC:HAC2	0.94	0.97
33:iI:201:CYC:HBD1	33:iI:201:CYC:HHA	1.41	0.97
1:BA:104:TYR:HE2	32:cA:112:GLY:HA3	1.22	0.97
3:VB:76:GLU:HG2	1:B6:237:ARG:NH2	1.78	0.97
1:BC:104:TYR:CZ	32:cC:116:THR:HG21	1.98	0.97
6:AE:191:ASN:HB2	8:CE:398:ILE:HG21	1.43	0.97
1:BI:184:TYR:CD2	1:BI:188:HIS:CD2	2.53	0.97
7:B1:73:GLN:HG3	7:B1:88:PRO:HB3	1.41	0.97
7:B1:236:THR:HA	7:B1:473:THR:HG21	1.41	0.97
8:c1:99:PHE:HZ	15:k1:14:TYR:CE2	1.60	0.97
8:c1:263:LEU:HB3	8:c1:428:HIS:CB	1.94	0.97
32:e2:120:LEU:C	1:B2:170:ARG:HH22	1.72	0.97
31:b3:73:ASN:ND2	31:b3:123:GLU:HB2	1.77	0.97
3:o4:80:THR:HA	3:o4:83:ARG:HG2	1.46	0.97
1:B5:235:VAL:CG1	3:4L:79:ALA:CB	2.43	0.97
32:c6:112:GLY:HA3	1:B6:104:TYR:CE2	1.99	0.97
31:j6:72:PRO:HD2	31:j6:73:ASN:H	1.29	0.97
31:d7:72:PRO:HD2	31:d7:73:ASN:H	1.29	0.97
32:m7:44:ILE:HG12	32:m7:142:VAL:CG2	1.92	0.97
32:k9:82:CYS:SG	33:k9:201:CYC:HAC2	2.04	0.97
31:hH:73:ASN:ND2	31:hH:123:GLU:HB2	1.77	0.97
31:hI:72:PRO:HD2	31:hI:73:ASN:H	1.29	0.97

Continued on next page...

Continued from previous page...

Atom-1	Atom-2	Interatomic distance (Å)	Clash overlap (Å)
1:BA:104:TYR:CZ	32:cA:116:THR:HG21	1.98	0.97
33:j2:202:CYC:CMD	32:k2:151:GLY:HA3	1.94	0.97
32:e3:153:CYS:HG	33:e3:202:CYC:HAC2	0.81	0.97
1:B5:239:ALA:HB3	4:1L:63:SER:HB3	0.98	0.97
31:b6:73:ASN:ND2	31:b6:123:GLU:HB2	1.77	0.97
31:d8:52:ILE:HG12	31:d8:92:LEU:HD12	1.44	0.97
32:cC:151:GLY:HA3	33:cC:202:CYC:HMD3	1.46	0.97
33:jC:202:CYC:HBD1	33:jC:202:CYC:HHA	1.41	0.97
9:dE:79:SER:O	9:dE:111:TRP:NE1	1.95	0.97
31:jJ:72:PRO:HD2	31:jJ:73:ASN:H	1.29	0.97
31:lJ:72:PRO:HD2	31:lJ:73:ASN:H	1.29	0.97
4:IF:56:VAL:C	4:IF:61:LEU:HD21	1.90	0.97
1:BI:203:VAL:HG12	1:BI:204:ARG:H	1.28	0.97
3:NL:65:VAL:HG22	33:NL:201:CYC:OC	1.62	0.97
8:cD:252:ILE:HD11	8:cD:436:ARG:HD3	1.44	0.97
8:cE:263:LEU:HD12	8:cE:428:HIS:HB2	1.44	0.97
9:dE:92:LEU:O	9:dE:97:ALA:HB1	1.62	0.97
11:fE:36:ILE:HG21	14:jE:27:PHE:CE1	1.99	0.97
17:mE:30:GLN:NE2	39:mE:101:LMG:HC61	1.80	0.97
32:kH:82:CYS:SG	33:kH:201:CYC:CAC	2.52	0.97
4:IF:56:VAL:O	4:IF:61:LEU:CD2	2.13	0.97
3:JF:52:LYS:HZ2	1:BH:228:VAL:HB	0.84	0.97
4:YK:81:CYS:HA	33:YK:201:CYC:HHD	1.41	0.97
31:h3:52:ILE:HG12	31:h3:92:LEU:HD12	1.44	0.97
2:B4:583:ILE:HD13	4:1G:83:ARG:CZ	1.93	0.97
31:f6:149:GLU:OE2	33:j6:202:CYC:HAB2	1.63	0.97
31:l7:72:PRO:HD2	31:l7:73:ASN:H	1.29	0.97
32:k8:82:CYS:SG	33:k8:201:CYC:HAC2	2.04	0.97
33:mA:201:CYC:HBD1	33:mA:201:CYC:HHA	1.41	0.97
32:kC:82:CYS:SG	33:kC:201:CYC:HAC2	2.04	0.97
8:cD:99:PHE:HZ	15:kD:14:TYR:CE2	1.60	0.97
4:7G:74:THR:HG21	5:8G:63:ASN:HB2	1.43	0.97
31:fH:149:GLU:OE2	33:jH:202:CYC:HAB2	1.63	0.97
31:bI:52:ILE:HG12	31:bI:92:LEU:HD12	1.44	0.97
9:DD:93:TRP:O	25:XD:7:ASN:OD1	1.83	0.97
28:EF:123:LEU:HD21	4:YF:134:LYS:NZ	1.79	0.97
1:BI:184:TYR:CE1	1:BI:189:ARG:HB2	1.98	0.97
32:g2:121:GLY:O	1:B2:195:PRO:CB	2.13	0.97
32:k2:82:CYS:SG	33:k2:201:CYC:CAC	2.52	0.97
31:b3:24:ILE:CB	33:c3:202:CYC:CBB	2.43	0.97
3:o4:83:ARG:NE	3:o4:84:ASP:N	2.10	0.97

Continued on next page...

Continued from previous page...

Atom-1	Atom-2	Interatomic distance (Å)	Clash overlap (Å)
31:dA:72:PRO:HD2	31:dA:73:ASN:H	1.29	0.97
17:mD:30:GLN:NE2	39:mD:101:LMG:HC61	1.80	0.97
8:cE:99:PHE:HZ	15:kE:14:TYR:CE2	1.60	0.97
1:BJ:236:THR:O	4:1G:62:TYR:CZ	2.18	0.97
3:IL:47:ARG:HD3	4:JL:18:TYR:CZ	1.97	0.97
32:i2:151:GLY:CA	33:i2:201:CYC:CMD	2.43	0.97
32:k2:82:CYS:SG	33:k2:201:CYC:HAC2	2.04	0.97
31:j3:72:PRO:HD2	31:j3:73:ASN:H	1.29	0.97
32:k5:82:CYS:SG	33:k5:201:CYC:HAC2	2.04	0.97
32:k6:82:CYS:SG	33:k6:201:CYC:HAC2	2.04	0.97
31:b7:52:ILE:HG12	31:b7:92:LEU:HD12	1.44	0.97
31:f7:72:PRO:HD2	31:f7:73:ASN:H	1.28	0.97
31:b9:24:ILE:CB	33:c9:202:CYC:CBB	2.43	0.97
7:bD:292:ILE:HD13	7:bD:292:ILE:H	1.28	0.97
9:dD:55:VAL:HG21	9:dD:105:CYS:SG	2.04	0.97
9:dD:55:VAL:CG2	9:dD:105:CYS:SG	2.52	0.97
9:dE:89:LEU:HB2	9:dE:91:PHE:HE1	0.94	0.97
31:hH:72:PRO:HD2	31:hH:73:ASN:H	1.29	0.97
31:bI:24:ILE:CB	33:cI:202:CYC:CBB	2.43	0.97
32:kJ:82:CYS:SG	33:kJ:201:CYC:HAC2	2.04	0.97
2:BB:48:SER:HB2	28:BL:110:LYS:CD	1.95	0.97
9:DE:93:TRP:O	25:XE:7:ASN:OD1	1.83	0.97
9:D1:93:TRP:O	25:X1:7:ASN:OD1	1.83	0.97
31:d2:52:ILE:HG12	31:d2:92:LEU:HD12	1.44	0.97
32:e2:153:CYS:HG	33:e2:202:CYC:HAC2	0.92	0.97
1:B3:239:ALA:CB	4:W4:62:TYR:CD1	2.48	0.97
32:k5:41:VAL:O	32:k5:45:THR:HG23	1.65	0.97
31:h6:72:PRO:HD2	31:h6:73:ASN:H	1.29	0.97
31:l6:72:PRO:HD2	31:l6:73:ASN:H	1.29	0.97
31:bA:24:ILE:CB	33:cA:202:CYC:CBB	2.43	0.97
33:jA:202:CYC:CMD	32:kA:151:GLY:HA3	1.94	0.97
31:hC:84:CYS:HG	33:hC:201:CYC:HAC2	0.93	0.97
31:dH:52:ILE:HG12	31:dH:92:LEU:HD12	1.44	0.97
32:kH:41:VAL:O	32:kH:45:THR:HG23	1.65	0.97
3:JF:79:ALA:HB3	1:BH:235:VAL:CG1	1.95	0.96
28:BG:119:THR:CG2	4:MG:151:ILE:HD12	1.75	0.96
3:IG:3:ILE:HD11	3:IG:36:ARG:HH12	1.28	0.96
8:C1:13:ARG:HD2	36:C1:513:CLA:HED2	0.98	0.96
9:d1:120:PHE:CE2	36:d1:403:CLA:C15	2.47	0.96
31:d5:52:ILE:HG12	31:d5:92:LEU:HD12	1.44	0.96
31:h5:72:PRO:HD2	31:h5:73:ASN:H	1.29	0.96

Continued on next page...

Continued from previous page...

Atom-1	Atom-2	Interatomic distance (Å)	Clash overlap (Å)
31:lI:91:TYR:CZ	31:lI:129:TYR:CD1	2.53	0.96
31:bJ:24:ILE:CB	33:cJ:202:CYC:CBB	2.43	0.96
31:lJ:73:ASN:ND2	31:lJ:123:GLU:HB2	1.77	0.96
2:CB:458:TYR:CZ	33:YK:201:CYC:HAA1	2.00	0.96
8:CD:13:ARG:HD2	36:CD:513:CLA:HED2	0.98	0.96
7:BE:73:GLN:CG	7:BE:88:PRO:CB	2.38	0.96
3:IG:104:ILE:CG2	3:IG:156:LEU:HD21	1.93	0.96
9:d1:55:VAL:HG21	9:d1:105:CYS:SG	2.04	0.96
17:m1:30:GLN:NE2	39:m1:101:LMG:HC61	1.80	0.96
32:g2:110:LEU:HD22	32:g2:170:ALA:HB3	1.47	0.96
32:g3:110:LEU:HD22	32:g3:170:ALA:HB3	1.47	0.96
31:b5:24:ILE:CB	33:c5:202:CYC:CBB	2.43	0.96
31:l5:91:TYR:CZ	31:l5:129:TYR:CD1	2.53	0.96
32:k7:41:VAL:O	32:k7:45:THR:HG23	1.65	0.96
32:e9:120:LEU:C	1:B9:170:ARG:HH22	1.72	0.96
31:f9:72:PRO:HD2	31:f9:73:ASN:H	1.28	0.96
32:g9:110:LEU:HD22	32:g9:170:ALA:HB3	1.48	0.96
31:l9:91:TYR:CZ	31:l9:129:TYR:CD1	2.53	0.96
32:cA:151:GLY:HA3	33:cA:202:CYC:HMD3	1.46	0.96
32:gA:110:LEU:HD22	32:gA:170:ALA:HB3	1.47	0.96
31:lA:91:TYR:CZ	31:lA:129:TYR:CD1	2.53	0.96
6:aE:257:ARG:HE	7:bE:498:VAL:CG2	1.78	0.96
7:bE:292:ILE:HD13	7:bE:292:ILE:H	1.28	0.96
9:dE:120:PHE:CE2	36:dE:403:CLA:C15	2.47	0.96
31:jH:72:PRO:HD2	31:jH:73:ASN:H	1.29	0.96
31:lI:72:PRO:HD2	31:lI:73:ASN:H	1.29	0.96
32:iJ:151:GLY:CA	33:iJ:201:CYC:CMD	2.43	0.96
2:BB:460:ILE:HD11	2:BB:483:ARG:HH21	1.25	0.96
3:IG:82:LEU:HD23	3:IG:85:LEU:HD12	1.43	0.96
28:BL:145:ARG:N	3:KL:75:GLU:CD	2.22	0.96
32:k3:110:LEU:HD22	32:k3:170:ALA:HB3	1.48	0.96
31:l7:91:TYR:CZ	31:l7:129:TYR:CD1	2.53	0.96
31:b9:52:ILE:HG12	31:b9:92:LEU:HD12	1.44	0.96
31:d9:72:PRO:HD2	31:d9:73:ASN:H	1.29	0.96
31:bC:24:ILE:CB	33:cC:202:CYC:CBB	2.43	0.96
31:hI:52:ILE:HG12	31:hI:92:LEU:HD12	1.44	0.96
1:BA:211:LYS:NZ	1:BA:211:LYS:HA	1.78	0.96
4:TB:62:TYR:CD1	1:B9:239:ALA:HB3	1.93	0.96
3:XB:61:LYS:CE	1:B9:197:VAL:CG1	2.43	0.96
1:BC:211:LYS:NZ	1:BC:211:LYS:HA	1.78	0.96
3:IG:47:ARG:HD3	4:JG:18:TYR:CZ	1.97	0.96

Continued on next page...

Continued from previous page...

Atom-1	Atom-2	Interatomic distance (Å)	Clash overlap (Å)
3:IL:3:ILE:HD11	3:IL:36:ARG:HH12	1.28	0.96
24:V1:151:ARG:HH11	24:V1:154:GLN:HG3	1.28	0.96
31:j2:72:PRO:HD2	31:j2:73:ASN:H	1.29	0.96
32:g5:145:PRO:HD3	31:f6:61:ASN:CG	1.90	0.96
32:g6:110:LEU:HD22	32:g6:170:ALA:HB3	1.48	0.96
32:i7:151:GLY:CA	33:i7:201:CYC:CMD	2.43	0.96
31:h8:52:ILE:HG12	31:h8:92:LEU:HD12	1.44	0.96
32:k8:110:LEU:HD22	32:k8:170:ALA:HB3	1.48	0.96
1:B9:206:PHE:CA	4:tB:62:TYR:HD2	1.67	0.96
31:lC:72:PRO:HD2	31:lC:73:ASN:H	1.29	0.96
9:dE:55:VAL:CG2	9:dE:105:CYS:SG	2.52	0.96
31:lH:91:TYR:CZ	31:lH:129:TYR:CD1	2.53	0.96
31:fI:56:ALA:O	31:fI:60:TYR:HD2	1.49	0.96
32:kI:82:CYS:SG	33:kI:201:CYC:HAC2	2.04	0.96
6:AD:210:LEU:HD13	45:DD:401:PHO:CHD	1.86	0.96
28:EF:110:LYS:HG3	2:C4:48:SER:CB	1.93	0.96
33:YF:201:CYC:HAA1	2:C4:458:TYR:CZ	2.00	0.96
3:PL:84:ASP:OD2	33:PL:201:CYC:HHD	1.66	0.96
8:C1:59:VAL:O	15:K1:10:LEU:CD2	2.10	0.96
9:d1:80:THR:HA	9:d1:111:TRP:NE1	1.81	0.96
31:d2:72:PRO:HD2	31:d2:73:ASN:H	1.29	0.96
32:c3:110:LEU:HD22	32:c3:170:ALA:HB3	1.48	0.96
32:c5:110:LEU:HD22	32:c5:170:ALA:HB3	1.48	0.96
32:i5:151:GLY:CA	33:i5:201:CYC:CMD	2.43	0.96
32:k5:110:LEU:HD22	32:k5:170:ALA:HB3	1.48	0.96
32:c7:110:LEU:HD22	32:c7:170:ALA:HB3	1.48	0.96
31:b8:72:PRO:HD2	31:b8:73:ASN:H	1.28	0.96
32:cA:110:LEU:HD22	32:cA:170:ALA:HB3	1.48	0.96
31:lA:72:PRO:HD2	31:lA:73:ASN:H	1.29	0.96
31:fC:149:GLU:OE2	33:jC:202:CYC:HAB2	1.62	0.96
32:iC:151:GLY:CA	33:iC:201:CYC:CMD	2.43	0.96
33:jJ:202:CYC:CMD	32:kJ:151:GLY:HA3	1.94	0.96
4:7L:74:THR:HG21	5:8L:63:ASN:HB2	1.43	0.96
2:CB:74:ARG:C	27:zD:30:PRO:HB2	1.89	0.96
3:IG:70:GLY:C	3:IG:73:TYR:HE2	1.72	0.96
32:k2:41:VAL:O	32:k2:45:THR:HG23	1.65	0.96
32:k2:110:LEU:HD22	32:k2:170:ALA:HB3	1.48	0.96
32:g3:73:ALA:HB1	32:g3:79:MET:SD	2.06	0.96
4:a4:62:TYR:OH	33:V4:201:CYC:CHA	2.12	0.96
33:j5:202:CYC:CMD	32:k5:151:GLY:HA3	1.94	0.96
31:b6:24:ILE:CB	33:c6:202:CYC:CBB	2.43	0.96

Continued on next page...

Continued from previous page...

Atom-1	Atom-2	Interatomic distance (Å)	Clash overlap (Å)
32:k8:41:VAL:O	32:k8:45:THR:HG23	1.65	0.96
31:dC:72:PRO:HD2	31:dC:73:ASN:H	1.29	0.96
8:cD:248:ARG:HG2	8:cD:253:TRP:CZ3	2.00	0.96
32:cI:110:LEU:HD22	32:cI:170:ALA:HB3	1.48	0.96
32:eI:110:LEU:HD22	32:eI:170:ALA:HB3	1.47	0.96
31:hJ:72:PRO:HD2	31:hJ:73:ASN:H	1.29	0.96
2:BB:502:ILE:HD11	4:LL:79:ALA:HB3	0.97	0.96
17:ME:32:ARG:NH2	17:mE:36:GLU:HG2	1.81	0.96
24:VE:151:ARG:HH11	24:VE:154:GLN:HG3	1.27	0.96
28:EF:135:PRO:HG2	28:EF:136:ASN:N	1.78	0.96
3:XF:83:ARG:O	3:XF:86:ASP:N	1.98	0.96
1:BJ:236:THR:HB	3:4G:83:ARG:HD3	1.47	0.96
32:g2:73:ALA:HB1	32:g2:79:MET:SD	2.06	0.96
2:B4:549:VAL:HG23	3:4G:107:ILE:HD11	1.48	0.96
31:h5:52:ILE:HG12	31:h5:92:LEU:HD12	1.44	0.96
31:l6:91:TYR:CZ	31:l6:129:TYR:CD1	2.53	0.96
31:b8:24:ILE:CB	33:c8:202:CYC:CBB	2.43	0.96
31:b8:52:ILE:HG12	31:b8:92:LEU:HD12	1.44	0.96
32:m8:44:ILE:CG1	32:m8:142:VAL:CG2	2.44	0.96
32:k9:41:VAL:O	32:k9:45:THR:HG23	1.65	0.96
32:kA:110:LEU:HD22	32:kA:170:ALA:HB3	1.47	0.96
31:fC:72:PRO:HD2	31:fC:73:ASN:H	1.28	0.96
8:cD:259:LEU:HD21	36:cD:510:CLA:CHD	1.94	0.96
32:kH:110:LEU:HD22	32:kH:170:ALA:HB3	1.47	0.96
32:kI:110:LEU:HD22	32:kI:170:ALA:HB3	1.47	0.96
31:bJ:72:PRO:HD2	31:bJ:73:ASN:H	1.28	0.96
32:cJ:73:ALA:HB1	32:cJ:79:MET:SD	2.06	0.96
31:lJ:91:TYR:CZ	31:lJ:129:TYR:CD1	2.53	0.96
8:CE:13:ARG:HD2	36:CE:513:CLA:HED2	0.98	0.96
28:EK:117:PHE:CE1	28:EK:119:THR:N	2.29	0.96
31:b2:24:ILE:CB	33:c2:202:CYC:CBB	2.43	0.96
31:b2:72:PRO:HD2	31:b2:73:ASN:H	1.28	0.96
32:c6:73:ALA:HB1	32:c6:79:MET:SD	2.06	0.96
1:B6:239:ALA:HB2	4:aB:62:TYR:HD2	1.26	0.96
32:m7:153:CYS:HG	33:m7:201:CYC:HAC2	1.30	0.96
1:B7:230:ARG:HH22	32:c9:11:GLN:HA	1.20	0.96
32:g8:73:ALA:HB1	32:g8:79:MET:SD	2.06	0.96
31:l8:72:PRO:HD2	31:l8:73:ASN:H	1.29	0.96
32:cC:73:ALA:HB1	32:cC:79:MET:SD	2.06	0.96
9:dD:80:THR:HA	9:dD:111:TRP:NE1	1.81	0.96
31:bH:52:ILE:HG12	31:bH:92:LEU:HD12	1.44	0.96

Continued on next page...

Continued from previous page...

Atom-1	Atom-2	Interatomic distance (Å)	Clash overlap (Å)
31:jI:72:PRO:HD2	31:jI:73:ASN:H	1.29	0.96
32:mI:44:ILE:CG1	32:mI:142:VAL:CG2	2.44	0.96
7:BE:75:TRP:HZ3	7:BE:94:GLU:CG	1.76	0.96
28:BG:145:ARG:N	3:KG:75:GLU:CD	2.22	0.96
3:IG:83:ARG:HG3	3:IG:87:TYR:HE2	1.31	0.96
8:C1:318:ALA:CB	23:U1:123:ASP:HB2	1.95	0.96
27:z1:36:SER:HA	27:z1:39:LEU:HD12	1.48	0.96
32:c2:151:GLY:HA3	33:c2:202:CYC:HMD3	1.46	0.96
31:l2:72:PRO:HD2	31:l2:73:ASN:H	1.29	0.96
2:C4:79:GLY:C	2:C4:81:PRO:HD3	1.89	0.96
1:B5:239:ALA:N	4:1L:62:TYR:C	2.23	0.96
31:j6:68:GLN:CG	31:jA:57:GLN:HE22	1.68	0.96
32:e9:110:LEU:HD22	32:e9:170:ALA:HB3	1.48	0.96
31:f9:56:ALA:O	31:f9:60:TYR:HD2	1.49	0.96
32:i9:151:GLY:CA	33:i9:201:CYC:CMD	2.43	0.96
32:kC:41:VAL:O	32:kC:45:THR:HG23	1.65	0.96
36:aD:406:CLA:C1B	13:iD:12:VAL:CG2	2.44	0.96
3:XB:61:LYS:NZ	1:B9:197:VAL:HG22	1.80	0.96
1:BI:104:TYR:HE2	32:cI:112:GLY:HA3	1.30	0.96
1:BI:186:GLU:HG2	1:BI:190:THR:HG21	0.98	0.96
28:BL:124:PRO:C	4:JL:135:GLU:OE2	2.09	0.96
4:x4:154:ASP:HB2	2:C4:721:LEU:HD12	1.44	0.96
32:g7:73:ALA:HB1	32:g7:79:MET:SD	2.06	0.96
31:jA:72:PRO:HD2	31:jA:73:ASN:H	1.29	0.96
32:gC:110:LEU:HD22	32:gC:170:ALA:HB3	1.47	0.96
9:dD:120:PHE:CE2	36:dD:403:CLA:C15	2.47	0.96
32:cH:73:ALA:HB1	32:cH:79:MET:SD	2.06	0.96
31:fJ:56:ALA:O	31:fJ:60:TYR:HD2	1.49	0.96
1:BA:218:PRO:HG3	3:uB:75:GLU:OE1	1.66	0.95
28:EF:128:ALA:HB2	4:YF:58:LYS:CD	1.93	0.95
3:PG:84:ASP:OD2	33:PG:201:CYC:HHD	1.66	0.95
18:O1:55:ARG:O	18:oD:170:PHE:HE1	1.43	0.95
36:a1:407:CLA:C1B	13:i1:12:VAL:CG2	2.44	0.95
32:m3:44:ILE:CG1	32:m3:142:VAL:CG2	2.44	0.95
2:C4:151:ASN:ND2	8:cE:125:GLU:CB	2.28	0.95
31:h5:56:ALA:O	31:h5:60:TYR:HD2	1.49	0.95
32:i6:151:GLY:CA	33:i6:201:CYC:CMD	2.43	0.95
32:m6:44:ILE:CG1	32:m6:142:VAL:CG2	2.44	0.95
32:c7:73:ALA:HB1	32:c7:79:MET:SD	2.06	0.95
32:e7:110:LEU:HD22	32:e7:170:ALA:HB3	1.48	0.95
32:m9:44:ILE:CG1	32:m9:142:VAL:CG2	2.44	0.95

Continued on next page...

Continued from previous page...

Atom-1	Atom-2	Interatomic distance (Å)	Clash overlap (Å)
32:eA:110:LEU:HD22	32:eA:170:ALA:HB3	1.48	0.95
31:hA:52:ILE:HG12	31:hA:92:LEU:HD12	1.44	0.95
32:gC:73:ALA:HB1	32:gC:79:MET:SD	2.06	0.95
31:jC:72:PRO:HD2	31:jC:73:ASN:H	1.29	0.95
32:gI:73:ALA:HB1	32:gI:79:MET:SD	2.06	0.95
32:cJ:110:LEU:HD22	32:cJ:170:ALA:HB3	1.48	0.95
24:VD:151:ARG:HH11	24:VD:154:GLN:HG3	1.28	0.95
28:EF:132:ARG:NH2	28:EF:132:ARG:HB2	1.81	0.95
28:BG:132:ARG:HB2	28:BG:132:ARG:NH2	1.81	0.95
1:BJ:226:LYS:HD3	3:4G:66:VAL:CG1	1.95	0.95
4:IK:67:ARG:NH1	1:B8:238:VAL:HG13	1.81	0.95
18:O1:166:THR:O	18:oD:168:THR:HB	1.65	0.95
9:d1:120:PHE:HE2	36:d1:403:CLA:C15	1.78	0.95
31:l3:72:PRO:HD2	31:l3:73:ASN:H	1.29	0.95
31:b6:72:PRO:HD2	31:b6:73:ASN:H	1.28	0.95
31:h7:52:ILE:HG12	31:h7:92:LEU:HD12	1.44	0.95
32:cC:110:LEU:HD22	32:cC:170:ALA:HB3	1.48	0.95
31:hC:72:PRO:HD2	31:hC:73:ASN:H	1.29	0.95
32:gH:73:ALA:HB1	32:gH:79:MET:SD	2.06	0.95
32:kJ:41:VAL:O	32:kJ:45:THR:HG23	1.65	0.95
3:XB:61:LYS:HZ2	1:B9:197:VAL:HG21	0.79	0.95
17:MD:32:ARG:NH2	17:mD:36:GLU:HG2	1.81	0.95
6:AE:210:LEU:HD12	45:DE:401:PHO:C1D	1.93	0.95
3:JF:107:ILE:CD1	2:C4:549:VAL:CG2	2.44	0.95
1:BJ:226:LYS:CD	3:4G:66:VAL:CG1	2.44	0.95
32:m2:44:ILE:CG1	32:m2:142:VAL:CG2	2.44	0.95
1:B5:236:THR:OG1	3:4L:83:ARG:CZ	2.14	0.95
32:g7:110:LEU:HD22	32:g7:170:ALA:HB3	1.48	0.95
32:m7:44:ILE:CG1	32:m7:142:VAL:CG2	2.44	0.95
32:e8:73:ALA:HB1	32:e8:79:MET:SD	2.07	0.95
31:l8:91:TYR:CZ	31:l8:129:TYR:CD1	2.53	0.95
31:lC:91:TYR:CZ	31:lC:129:TYR:CD1	2.53	0.95
32:iH:151:GLY:CA	33:iH:201:CYC:CMD	2.43	0.95
2:CB:549:VAL:HG21	3:JK:107:ILE:HD11	1.46	0.95
28:BL:145:ARG:CG	3:KL:75:GLU:HG3	1.95	0.95
32:c2:73:ALA:HB1	32:c2:79:MET:SD	2.06	0.95
31:h2:56:ALA:O	31:h2:60:TYR:HD2	1.49	0.95
31:l3:91:TYR:CZ	31:l3:129:TYR:CD1	2.53	0.95
3:o4:80:THR:CA	3:o4:83:ARG:CG	2.36	0.95
2:B4:141:VAL:CG2	2:B4:211:GLN:OE1	2.14	0.95
32:e6:73:ALA:HB1	32:e6:79:MET:SD	2.07	0.95

Continued on next page...

Continued from previous page...

Atom-1	Atom-2	Interatomic distance (Å)	Clash overlap (Å)
32:c7:151:GLY:HA3	33:c7:202:CYC:HMD3	1.46	0.95
31:h7:56:ALA:O	31:h7:60:TYR:HD2	1.49	0.95
1:B7:229:SER:O	1:B7:231:PRO:HD3	1.67	0.95
31:h9:56:ALA:O	31:h9:60:TYR:HD2	1.49	0.95
32:mA:44:ILE:CG1	32:mA:142:VAL:CG2	2.44	0.95
36:aE:406:CLA:C1B	13:iE:12:VAL:CG2	2.44	0.95
9:dE:80:THR:HA	9:dE:111:TRP:NE1	1.81	0.95
31:bH:24:ILE:CB	33:cH:202:CYC:CBB	2.43	0.95
33:jI:202:CYC:CMD	32:kI:151:GLY:HA3	1.94	0.95
2:BB:70:ARG:CA	2:BB:126:ASP:CB	2.44	0.95
1:BI:186:GLU:O	1:BI:190:THR:N	1.99	0.95
3:XK:83:ARG:O	3:XK:86:ASP:N	1.97	0.95
4:YK:76:ARG:HH11	3:ZK:106:GLU:HB3	1.28	0.95
3:AL:25:ARG:HH11	3:IL:25:ARG:CG	1.79	0.95
8:c1:263:LEU:CD1	8:c1:428:HIS:H	1.77	0.95
31:l2:57:GLN:CA	31:bH:70:GLN:HE22	1.79	0.95
31:l2:91:TYR:CZ	31:l2:129:TYR:CD1	2.53	0.95
31:f5:56:ALA:O	31:f5:60:TYR:HD2	1.49	0.95
32:g6:73:ALA:HB1	32:g6:79:MET:SD	2.06	0.95
1:B7:227:GLN:NE2	32:c9:15:ARG:HG2	1.80	0.95
27:zE:36:SER:HA	27:zE:39:LEU:HD12	1.48	0.95
2:BB:472:ILE:HD13	4:HL:115:THR:HB	1.48	0.95
3:XB:60:GLN:HG2	1:B9:197:VAL:CG2	1.96	0.95
28:BL:132:ARG:NH2	28:BL:132:ARG:HB2	1.80	0.95
31:b3:72:PRO:HD2	31:b3:73:ASN:H	1.28	0.95
32:e3:153:CYS:HG	33:e3:202:CYC:CAC	1.72	0.95
3:o4:23:LEU:HD12	4:p4:38:VAL:HG23	1.47	0.95
31:f6:56:ALA:O	31:f6:60:TYR:HD2	1.49	0.95
32:c9:151:GLY:HA3	33:c9:202:CYC:HMD3	1.46	0.95
27:zD:36:SER:HA	27:zD:39:LEU:HD12	1.48	0.95
31:bH:72:PRO:HD2	31:bH:73:ASN:H	1.28	0.95
32:eI:73:ALA:HB1	32:eI:79:MET:SD	2.07	0.95
32:eJ:110:LEU:HD22	32:eJ:170:ALA:HB3	1.47	0.95
2:CB:79:GLY:C	2:CB:81:PRO:HD3	1.89	0.95
4:YF:76:ARG:HH21	2:C4:489:LYS:HZ3	1.07	0.95
31:f3:72:PRO:HD2	31:f3:73:ASN:H	1.28	0.95
1:B3:214:LYS:HD2	1:B3:214:LYS:H	1.29	0.95
32:c6:110:LEU:HD22	32:c6:170:ALA:HB3	1.48	0.95
32:m7:151:GLY:HA3	33:m7:201:CYC:CMD	1.97	0.95
31:f8:72:PRO:HD2	31:f8:73:ASN:H	1.29	0.95
32:iA:151:GLY:CA	33:iA:201:CYC:CMD	2.43	0.95

Continued on next page...

Continued from previous page...

Atom-1	Atom-2	Interatomic distance (Å)	Clash overlap (Å)
32:eC:73:ALA:HB1	32:eC:79:MET:SD	2.07	0.95
31:fH:56:ALA:O	31:fH:60:TYR:HD2	1.49	0.95
31:lH:72:PRO:HD2	31:lH:73:ASN:H	1.29	0.95
32:mH:44:ILE:CG1	32:mH:142:VAL:CG2	2.44	0.95
31:dJ:52:ILE:HG12	31:dJ:92:LEU:HD12	1.44	0.95
2:BB:549:VAL:HG23	3:4L:107:ILE:HD11	1.48	0.95
8:CD:134:PHE:CD2	36:CD:515:CLA:HMA3	2.01	0.95
8:CD:318:ALA:CB	23:UD:123:ASP:HB2	1.95	0.95
1:BJ:230:ARG:CG	1:BJ:233:ASN:HB3	1.97	0.95
8:C1:134:PHE:CD2	36:C1:515:CLA:HMA3	2.01	0.95
31:l2:57:GLN:HA	31:bH:70:GLN:NE2	1.82	0.95
32:m5:44:ILE:CG1	32:m5:142:VAL:CG2	2.44	0.95
31:f8:56:ALA:O	31:f8:60:TYR:HD2	1.49	0.95
31:h8:84:CYS:HG	33:h8:201:CYC:CAC	1.71	0.95
32:i8:151:GLY:CA	33:i8:201:CYC:CMD	2.43	0.95
32:gA:73:ALA:HB1	32:gA:79:MET:SD	2.06	0.95
32:kA:41:VAL:O	32:kA:45:THR:HG23	1.65	0.95
29:gF:137:LEU:O	29:gF:138:ALA:C	2.10	0.95
32:cH:110:LEU:HD22	32:cH:170:ALA:HB3	1.48	0.95
32:gJ:73:ALA:HB1	32:gJ:79:MET:SD	2.06	0.95
32:kJ:110:LEU:HD22	32:kJ:170:ALA:HB3	1.47	0.95
6:AD:301:ASN:OD1	8:CD:394:VAL:HG21	1.65	0.95
8:CD:59:VAL:O	15:KD:10:LEU:CD2	2.10	0.95
6:A1:301:ASN:OD1	8:C1:394:VAL:HG21	1.65	0.95
31:f2:56:ALA:O	31:f2:60:TYR:HD2	1.49	0.95
31:h2:72:PRO:HD2	31:h2:73:ASN:H	1.29	0.95
32:c3:73:ALA:HB1	32:c3:79:MET:SD	2.06	0.95
32:e5:73:ALA:HB1	32:e5:79:MET:SD	2.07	0.95
32:c7:14:THR:HB	1:B7:195:PRO:HD3	1.47	0.95
1:B7:214:LYS:HD2	1:B7:214:LYS:H	1.29	0.95
1:B7:227:GLN:OE1	32:c9:15:ARG:HG2	1.66	0.95
32:k9:110:LEU:HD22	32:k9:170:ALA:HB3	1.48	0.95
15:kE:10:LEU:N	15:kE:11:PRO:HD2	1.82	0.95
17:mE:30:GLN:NE2	39:mE:101:LMG:C6	2.29	0.95
32:eH:73:ALA:HB1	32:eH:79:MET:SD	2.07	0.95
31:fH:72:PRO:HD2	31:fH:73:ASN:H	1.28	0.95
32:gH:110:LEU:HD22	32:gH:170:ALA:HB3	1.47	0.95
32:cI:73:ALA:HB1	32:cI:79:MET:SD	2.06	0.95
32:mJ:44:ILE:CG1	32:mJ:142:VAL:CG2	2.44	0.95
6:AE:301:ASN:OD1	8:CE:394:VAL:HG21	1.65	0.95
18:OE:142:GLU:OE1	7:bE:76:GLY:O	1.85	0.95

Continued on next page...

Continued from previous page...

Atom-1	Atom-2	Interatomic distance (Å)	Clash overlap (Å)
4:HG:115:THR:HB	2:B4:472:ILE:CD1	1.97	0.95
32:c2:110:LEU:HD22	32:c2:170:ALA:HB3	1.48	0.95
32:e2:110:LEU:HD22	32:e2:170:ALA:HB3	1.48	0.95
1:B2:192:LEU:CB	1:B2:194:PHE:HD2	1.80	0.95
31:b7:24:ILE:CB	33:c7:202:CYC:CBB	2.43	0.95
32:cA:73:ALA:HB1	32:cA:79:MET:SD	2.06	0.95
32:eA:73:ALA:HB1	32:eA:79:MET:SD	2.07	0.95
31:hC:56:ALA:O	31:hC:60:TYR:HD2	1.49	0.95
9:dD:120:PHE:HE2	36:dD:403:CLA:C15	1.78	0.95
31:dH:72:PRO:HD2	31:dH:73:ASN:H	1.29	0.95
31:bI:72:PRO:HD2	31:bI:73:ASN:H	1.28	0.95
32:gI:110:LEU:HD22	32:gI:170:ALA:HB3	1.48	0.95
32:mJ:151:GLY:HA3	33:mJ:201:CYC:CMD	1.97	0.95
2:CB:255:GLN:HG2	2:CB:395:THR:CG2	1.97	0.94
2:CB:549:VAL:CG2	3:JK:107:ILE:CD1	2.45	0.94
27:ZD:36:SER:HA	27:ZD:39:LEU:HD12	1.47	0.94
27:ZE:36:SER:HA	27:ZE:39:LEU:HD12	1.47	0.94
4:IF:67:ARG:HH12	1:BH:238:VAL:CG2	1.78	0.94
3:AG:25:ARG:HH11	3:IG:25:ARG:CG	1.79	0.94
3:XK:83:ARG:NE	3:XK:87:TYR:HE2	1.59	0.94
32:e2:73:ALA:HB1	32:e2:79:MET:SD	2.07	0.94
32:c5:73:ALA:HB1	32:c5:79:MET:SD	2.06	0.94
32:c9:110:LEU:HD22	32:c9:170:ALA:HB3	1.48	0.94
1:B9:198:ILE:HG22	1:B9:199:TRP:H	1.30	0.94
1:BC:229:SER:O	1:BC:231:PRO:HD3	1.67	0.94
7:BD:234:ILE:O	7:BD:237:VAL:HG13	1.67	0.94
18:OD:142:GLU:OE1	7:bD:76:GLY:O	1.85	0.94
28:EF:140:PHE:CE1	3:ZF:83:ARG:HA	2.01	0.94
32:k2:91:ARG:O	32:k2:95:TYR:CD2	2.20	0.94
2:C4:255:GLN:HG2	2:C4:395:THR:CG2	1.97	0.94
32:m6:151:GLY:HA3	33:m6:201:CYC:CMD	1.97	0.94
1:B7:220:ASN:OD1	3:oB:56:ASN:HB2	1.63	0.94
31:h9:72:PRO:HD2	31:h9:73:ASN:H	1.29	0.94
31:l9:72:PRO:HD2	31:l9:73:ASN:H	1.29	0.94
8:cE:251:PHE:O	8:cE:253:TRP:HE3	1.35	0.94
31:hH:56:ALA:O	31:hH:60:TYR:HD2	1.49	0.94
31:hJ:56:ALA:O	31:hJ:60:TYR:HD2	1.49	0.94
32:kJ:91:ARG:O	32:kJ:95:TYR:CD2	2.20	0.94
1:BA:230:ARG:CG	1:B6:193:GLY:HA3	1.97	0.94
8:CE:318:ALA:CB	23:UE:123:ASP:HB2	1.95	0.94
28:EK:140:PHE:CE1	3:ZK:83:ARG:HA	2.01	0.94

Continued on next page...

Continued from previous page...

Atom-1	Atom-2	Interatomic distance (Å)	Clash overlap (Å)
3:IL:101:VAL:HG11	3:IL:105:GLU:OE2	1.66	0.94
7:B1:234:ILE:O	7:B1:237:VAL:HG13	1.67	0.94
32:c3:151:GLY:HA3	33:c3:202:CYC:HMD3	1.46	0.94
31:h3:56:ALA:O	31:h3:60:TYR:HD2	1.49	0.94
32:i3:151:GLY:CA	33:i3:201:CYC:CMD	2.43	0.94
31:d5:72:PRO:HD2	31:d5:73:ASN:H	1.29	0.94
32:c8:73:ALA:HB1	32:c8:79:MET:SD	2.06	0.94
31:h8:56:ALA:O	31:h8:60:TYR:HD2	1.49	0.94
32:c9:73:ALA:HB1	32:c9:79:MET:SD	2.06	0.94
32:g9:73:ALA:HB1	32:g9:79:MET:SD	2.06	0.94
8:cD:251:PHE:HE1	43:cD:515:BCR:H313	1.32	0.94
17:mD:30:GLN:NE2	39:mD:101:LMG:C6	2.30	0.94
32:iI:151:GLY:CA	33:iI:201:CYC:CMD	2.43	0.94
1:BC:215:ALA:HB3	3:u4:79:ALA:HB1	1.44	0.94
1:BH:230:ARG:CG	1:BH:233:ASN:HB3	1.97	0.94
28:BL:130:ARG:HH21	28:BL:130:ARG:HG3	1.33	0.94
17:M1:32:ARG:NH2	17:m1:36:GLU:HG2	1.81	0.94
27:Z1:36:SER:HA	27:Z1:39:LEU:HD12	1.47	0.94
32:e3:110:LEU:HD22	32:e3:170:ALA:HB3	1.48	0.94
1:B3:235:VAL:HG13	3:X4:82:LEU:CB	1.98	0.94
1:B5:230:ARG:CG	1:B5:233:ASN:HB3	1.97	0.94
32:c5:151:GLY:HA3	33:c5:202:CYC:HMD3	1.46	0.94
32:e6:110:LEU:HD22	32:e6:170:ALA:HB3	1.48	0.94
32:e7:153:CYS:HG	33:e7:202:CYC:CAC	1.75	0.94
32:g8:110:LEU:HD22	32:g8:170:ALA:HB3	1.47	0.94
32:k8:91:ARG:O	32:k8:95:TYR:CD2	2.20	0.94
32:e9:73:ALA:HB1	32:e9:79:MET:SD	2.07	0.94
9:dD:120:PHE:HE2	36:dD:403:CLA:C12	1.76	0.94
31:hI:56:ALA:O	31:hI:60:TYR:HD2	1.49	0.94
2:BB:141:VAL:CG2	2:BB:211:GLN:OE1	2.14	0.94
7:BD:77:GLY:O	7:BD:84:VAL:HG11	1.68	0.94
8:CE:134:PHE:CD2	36:CE:515:CLA:HMA3	2.01	0.94
3:JF:5:THR:CG2	2:C4:551:PHE:CE1	2.49	0.94
28:EK:132:ARG:HB2	28:EK:132:ARG:NH2	1.80	0.94
3:AL:25:ARG:NH1	3:IL:25:ARG:HG3	1.83	0.94
7:b1:288:VAL:C	7:b1:292:ILE:HG13	1.91	0.94
1:B2:213:PRO:HG2	4:v4:67:ARG:HH11	1.27	0.94
32:k7:91:ARG:O	32:k7:95:TYR:CD2	2.20	0.94
31:hI:84:CYS:HG	33:hI:201:CYC:HAC2	1.31	0.94
1:BA:229:SER:O	1:BA:231:PRO:HD3	1.67	0.94
7:BE:495:PHE:HB2	7:BE:503:THR:HG23	0.94	0.94

Continued on next page...

Continued from previous page...

Atom-1	Atom-2	Interatomic distance (Å)	Clash overlap (Å)
4:KF:67:ARG:HH21	4:5L:63:SER:HA	1.31	0.94
4:IK:67:ARG:NH1	1:B8:238:VAL:CG1	2.30	0.94
3:XK:83:ARG:CD	3:XK:87:TYR:CE2	2.50	0.94
9:d1:120:PHE:HE2	36:d1:403:CLA:C12	1.76	0.94
32:e7:73:ALA:HB1	32:e7:79:MET:SD	2.07	0.94
1:B8:230:ARG:CG	1:B8:233:ASN:HB3	1.97	0.94
31:b9:72:PRO:HD2	31:b9:73:ASN:H	1.28	0.94
3:oB:2:SER:N	3:oB:5:THR:HG1	1.66	0.94
32:mC:44:ILE:CG1	32:mC:142:VAL:CG2	2.44	0.94
32:kI:91:ARG:O	32:kI:95:TYR:CD2	2.20	0.94
1:BH:205:ARG:HH21	3:dF:83:ARG:HG3	1.33	0.94
3:IL:3:ILE:CD1	3:IL:29:PHE:HD2	1.80	0.94
1:B5:235:VAL:HG11	3:4L:79:ALA:HB3	1.50	0.94
32:g5:73:ALA:HB1	32:g5:79:MET:SD	2.06	0.94
31:l5:72:PRO:HD2	31:l5:73:ASN:H	1.29	0.94
31:h6:56:ALA:O	31:h6:60:TYR:HD2	1.49	0.94
31:fA:56:ALA:O	31:fA:60:TYR:HD2	1.49	0.94
9:dE:120:PHE:HE2	36:dE:403:CLA:C12	1.76	0.94
32:mI:151:GLY:HA3	33:mI:201:CYC:CMD	1.97	0.94
1:BC:230:ARG:HH11	32:cI:10:SER:HB2	1.19	0.94
1:BC:240:LEU:C	4:P4:67:ARG:NH2	2.26	0.94
7:BD:495:PHE:HB2	7:BD:503:THR:HG23	0.94	0.94
9:DD:103:ARG:NH2	10:ED:73:LYS:NZ	2.16	0.94
18:OD:168:THR:HG22	18:oE:167:SER:C	1.93	0.94
9:DE:103:ARG:NH2	10:EE:73:LYS:NZ	2.16	0.94
3:IG:70:GLY:O	3:IG:73:TYR:CD2	2.21	0.94
4:YK:77:ARG:HH11	4:YK:77:ARG:HG2	1.29	0.94
28:BL:132:ARG:HB2	28:BL:132:ARG:HH21	1.31	0.94
28:BL:145:ARG:HG2	3:KL:75:GLU:HG3	1.48	0.94
7:B1:246:PHE:HE1	7:B1:250:PHE:HE2	1.14	0.94
32:e3:73:ALA:HB1	32:e3:79:MET:SD	2.07	0.94
31:f3:56:ALA:O	31:f3:60:TYR:HD2	1.49	0.94
32:k5:91:ARG:O	32:k5:95:TYR:CD2	2.20	0.94
32:k6:91:ARG:O	32:k6:95:TYR:CD2	2.20	0.94
32:k6:110:LEU:HD22	32:k6:170:ALA:HB3	1.47	0.94
1:B7:203:VAL:CG2	3:wB:77:MET:HE2	1.77	0.94
32:c8:110:LEU:HD22	32:c8:170:ALA:HB3	1.48	0.94
32:e8:110:LEU:HD22	32:e8:170:ALA:HB3	1.47	0.94
31:l8:87:ASP:O	31:l8:91:TYR:CD2	2.21	0.94
32:m8:151:GLY:HA3	33:m8:201:CYC:CMD	1.97	0.94
31:f9:112:ILE:HB	1:B9:23:VAL:HG21	1.50	0.94

Continued on next page...

Continued from previous page...

Atom-1	Atom-2	Interatomic distance (Å)	Clash overlap (Å)
32:m9:151:GLY:HA3	33:m9:201:CYC:CMD	1.97	0.94
31:lC:87:ASP:O	31:lC:91:TYR:CD2	2.21	0.94
6:aD:257:ARG:HH22	7:bD:498:VAL:HG23	0.79	0.94
8:cD:265:ALA:O	8:cD:268:LEU:N	2.00	0.94
4:hF:91:TYR:CE2	33:hF:201:CYC:HBB1	2.03	0.94
32:kI:41:VAL:O	32:kI:45:THR:HG23	1.65	0.94
33:VB:201:CYC:CAA	4:aB:62:TYR:CZ	2.49	0.94
3:AG:25:ARG:NH1	3:IG:25:ARG:HG3	1.83	0.94
18:O1:142:GLU:OE1	7:b1:76:GLY:O	1.85	0.94
17:m1:30:GLN:NE2	39:m1:101:LMG:C6	2.30	0.94
1:B3:215:ALA:HB2	3:o4:79:ALA:HB1	1.46	0.94
32:mC:151:GLY:HA3	33:mC:201:CYC:CMD	1.97	0.94
15:kD:10:LEU:N	15:kD:11:PRO:HD2	1.82	0.94
9:dE:120:PHE:HE2	36:dE:403:CLA:C15	1.78	0.94
32:eJ:73:ALA:HB1	32:eJ:79:MET:SD	2.07	0.94
1:BA:240:LEU:HA	4:PB:67:ARG:HH22	1.18	0.94
1:BC:200:GLN:NE2	1:BC:202:SER:N	2.16	0.94
3:ZF:126:VAL:HG13	33:ZF:201:CYC:HAC1	1.49	0.94
3:IL:70:GLY:O	3:IL:73:TYR:CD2	2.21	0.94
8:c1:448:ARG:HD3	9:d1:223:PHE:CD2	2.03	0.94
1:B3:229:SER:O	1:B3:231:PRO:HD3	1.67	0.94
4:T4:161:SER:CB	4:aB:113:LYS:HE2	1.97	0.94
2:C4:502:ILE:HD11	4:aF:79:ALA:HB3	0.94	0.94
32:m5:151:GLY:HA3	33:m5:201:CYC:CMD	1.97	0.94
32:k9:91:ARG:O	32:k9:95:TYR:CD2	2.20	0.94
32:kA:91:ARG:O	32:kA:95:TYR:CD2	2.20	0.94
8:cD:448:ARG:HD3	9:dD:223:PHE:CD2	2.03	0.94
4:hK:91:TYR:CE2	33:hK:201:CYC:HBB1	2.03	0.94
18:OD:168:THR:CG2	18:oE:168:THR:HG1	1.66	0.93
3:IL:3:ILE:HD11	3:IL:29:PHE:CD2	2.02	0.93
32:k3:91:ARG:O	32:k3:95:TYR:CD2	2.20	0.93
32:m3:151:GLY:HA3	33:m3:201:CYC:CMD	1.97	0.93
32:e5:110:LEU:HD22	32:e5:170:ALA:HB3	1.48	0.93
31:lH:87:ASP:O	31:lH:91:TYR:CD2	2.21	0.93
31:bI:52:ILE:CG1	31:bI:92:LEU:HD12	1.99	0.93
29:gK:137:LEU:O	29:gK:138:ALA:C	2.10	0.93
1:BA:240:LEU:C	4:PB:67:ARG:NH2	2.26	0.93
28:EF:130:ARG:HG3	28:EF:130:ARG:HH21	1.33	0.93
7:B1:495:PHE:HB2	7:B1:503:THR:HG23	0.94	0.93
9:D1:103:ARG:NH2	10:E1:73:LYS:NZ	2.16	0.93
31:l7:87:ASP:O	31:l7:91:TYR:CD2	2.21	0.93

Continued on next page...

Continued from previous page...

Atom-1	Atom-2	Interatomic distance (Å)	Clash overlap (Å)
31:d8:52:ILE:CG1	31:d8:92:LEU:HD12	1.99	0.93
31:b9:52:ILE:CG1	31:b9:92:LEU:HD12	1.99	0.93
31:hA:56:ALA:O	31:hA:60:TYR:HD2	1.49	0.93
31:lA:87:ASP:O	31:lA:91:TYR:CD2	2.21	0.93
32:mA:151:GLY:HA3	33:mA:201:CYC:CMD	1.97	0.93
32:eC:110:LEU:HD22	32:eC:170:ALA:HB3	1.48	0.93
32:kC:91:ARG:O	32:kC:95:TYR:CD2	2.20	0.93
31:lI:87:ASP:O	31:lI:91:TYR:CD2	2.21	0.93
31:bJ:52:ILE:CG1	31:bJ:92:LEU:HD12	1.99	0.93
29:gK:136:ASP:O	29:gK:139:THR:OG1	1.85	0.93
8:CE:59:VAL:O	15:KE:10:LEU:CD2	2.10	0.93
1:BI:240:LEU:C	4:a4:64:ASP:CB	2.41	0.93
32:k3:41:VAL:O	32:k3:45:THR:HG23	1.65	0.93
2:C4:460:ILE:HD11	2:C4:483:ARG:HH21	1.25	0.93
31:f7:56:ALA:O	31:f7:60:TYR:HD2	1.49	0.93
31:hA:52:ILE:CG1	31:hA:92:LEU:HD12	1.99	0.93
32:kC:110:LEU:HD22	32:kC:170:ALA:HB3	1.47	0.93
2:BB:502:ILE:CD1	4:LL:79:ALA:CB	2.45	0.93
2:CB:74:ARG:CG	27:zD:30:PRO:HG2	1.98	0.93
7:BE:234:ILE:O	7:BE:237:VAL:HG13	1.67	0.93
24:VE:151:ARG:CG	24:VE:154:GLN:CB	2.33	0.93
28:BG:132:ARG:HB2	28:BG:132:ARG:HH21	1.31	0.93
1:BI:23:VAL:HG21	31:fI:112:ILE:HB	1.50	0.93
11:f1:30:VAL:HA	11:f1:33:LEU:CD2	1.98	0.93
31:b2:52:ILE:CG1	31:b2:92:LEU:HD12	1.99	0.93
4:a4:67:ARG:N	4:a4:68:PRO:CD	2.31	0.93
3:o4:83:ARG:CD	3:o4:84:ASP:OD1	2.15	0.93
31:h5:52:ILE:CG1	31:h5:92:LEU:HD12	1.99	0.93
1:B6:209:GLN:HG3	4:zB:58:LYS:HZ2	1.28	0.93
31:h7:72:PRO:HD2	31:h7:73:ASN:H	1.29	0.93
31:bA:72:PRO:HD2	31:bA:73:ASN:H	1.28	0.93
31:fC:56:ALA:O	31:fC:60:TYR:HD2	1.49	0.93
31:hC:42:LYS:HG2	32:iC:24:ILE:HD13	1.51	0.93
8:cE:448:ARG:HD3	9:dE:223:PHE:CD2	2.03	0.93
31:dI:52:ILE:CG1	31:dI:92:LEU:HD12	1.99	0.93
32:m2:151:GLY:HA3	33:m2:201:CYC:CMD	1.97	0.93
31:b5:52:ILE:CG1	31:b5:92:LEU:HD12	1.98	0.93
32:g5:110:LEU:HD22	32:g5:170:ALA:HB3	1.47	0.93
31:d6:52:ILE:CG1	31:d6:92:LEU:HD12	1.99	0.93
31:dC:52:ILE:CG1	31:dC:92:LEU:HD12	1.99	0.93
30:mF:97:LEU:HD11	4:nF:19:LEU:HD13	1.51	0.93

Continued on next page...

Continued from previous page...

Atom-1	Atom-2	Interatomic distance (Å)	Clash overlap (Å)
31:hI:52:ILE:CG1	31:hI:92:LEU:HD12	1.99	0.93
2:CB:502:ILE:HD11	4:aK:79:ALA:HB3	0.94	0.93
9:DE:348:ARG:HH21	24:VE:159:LYS:HG3	1.31	0.93
4:YF:76:ARG:HD3	2:C4:489:LYS:HZ1	1.26	0.93
8:c1:141:LYS:CB	8:c1:253:TRP:CH2	2.51	0.93
31:h2:84:CYS:HG	33:h2:201:CYC:HAC2	1.16	0.93
1:B2:194:PHE:CG	1:B2:195:PRO:HD2	2.04	0.93
31:dH:52:ILE:CG1	31:dH:92:LEU:HD12	1.99	0.93
31:fH:18:PHE:CE1	32:gH:91:ARG:HG2	2.04	0.93
32:kH:91:ARG:O	32:kH:95:TYR:CD2	2.20	0.93
32:mH:151:GLY:HA3	33:mH:201:CYC:CMD	1.97	0.93
30:mK:97:LEU:CD1	4:nK:19:LEU:HD13	1.99	0.93
6:AD:210:LEU:HD12	45:DD:401:PHO:C1D	1.89	0.93
4:YF:76:ARG:HH11	3:ZF:106:GLU:HB3	1.28	0.93
3:JK:65:VAL:HG22	33:JK:201:CYC:OC	1.66	0.93
31:h3:52:ILE:CG1	31:h3:92:LEU:HD12	1.99	0.93
31:j3:108:ASP:OD1	31:j3:112:ILE:HD12	1.69	0.93
3:o4:2:SER:N	3:o4:5:THR:HG1	1.65	0.93
31:f6:18:PHE:CE1	32:g6:91:ARG:HG2	2.04	0.93
31:h7:52:ILE:CG1	31:h7:92:LEU:HD12	1.99	0.93
32:k7:110:LEU:HD22	32:k7:170:ALA:HB3	1.48	0.93
31:hA:84:CYS:HG	33:hA:201:CYC:HAC2	1.10	0.93
31:dC:148:VAL:HG11	33:mC:201:CYC:CMB	1.99	0.93
32:gJ:110:LEU:HD22	32:gJ:170:ALA:HB3	1.47	0.93
33:jJ:202:CYC:HMD2	32:kJ:149:THR:O	1.69	0.93
7:BD:246:PHE:HE1	7:BD:250:PHE:HE2	1.13	0.93
4:IF:62:TYR:O	4:IF:63:SER:O	1.86	0.93
28:BG:145:ARG:HG2	3:KG:75:GLU:HG3	1.48	0.93
4:IK:67:ARG:HH22	1:B8:238:VAL:HG11	1.07	0.93
3:IL:90:ARG:HG2	4:JL:18:TYR:CE2	2.03	0.93
6:A1:135:TYR:CD1	13:I1:31:ASN:ND2	2.37	0.93
15:k1:23:ILE:CD1	26:y1:72:LEU:HD13	1.98	0.93
31:h3:42:LYS:HG2	32:i3:24:ILE:HD13	1.51	0.93
31:d5:148:VAL:HG11	33:m5:201:CYC:CMB	1.99	0.93
31:b7:52:ILE:CG1	31:b7:92:LEU:HD12	1.99	0.93
31:f8:18:PHE:CE1	32:g8:91:ARG:HG2	2.04	0.93
32:c9:112:GLY:HA3	1:B9:104:TYR:HE2	1.30	0.93
31:dA:148:VAL:HG11	33:mA:201:CYC:CMB	1.99	0.93
8:cD:251:PHE:CE1	43:cD:515:BCR:H313	2.02	0.93
8:cD:256:GLU:C	8:cD:258:TYR:N	2.26	0.93
11:fD:29:THR:C	11:fD:33:LEU:CD2	2.42	0.93

Continued on next page...

Continued from previous page...

Atom-1	Atom-2	Interatomic distance (Å)	Clash overlap (Å)
11:fD:30:VAL:HA	11:fD:33:LEU:CD2	1.98	0.93
30:mF:40:VAL:HG21	30:mF:97:LEU:CD2	1.99	0.93
31:hH:52:ILE:CG1	31:hH:92:LEU:HD12	1.99	0.93
33:jH:202:CYC:HMD2	32:kH:149:THR:O	1.69	0.93
31:fI:18:PHE:CE1	32:gI:91:ARG:HG2	2.04	0.93
33:jI:202:CYC:HMD2	32:kI:149:THR:O	1.69	0.93
30:mK:40:VAL:HG21	30:mK:97:LEU:CD2	1.99	0.93
30:mK:97:LEU:HD11	4:nK:19:LEU:HD13	1.51	0.93
7:BD:73:GLN:OE1	7:BD:84:VAL:HG23	1.69	0.93
1:BJ:235:VAL:HG11	3:4G:79:ALA:CB	1.98	0.93
32:c2:112:GLY:HA3	1:B2:104:TYR:HE2	1.30	0.93
31:d3:148:VAL:HG11	33:m3:201:CYC:CMB	1.99	0.93
31:l3:87:ASP:O	31:l3:91:TYR:CD2	2.21	0.93
4:a4:49:ALA:O	4:a4:52:VAL:HG23	1.69	0.93
33:j5:202:CYC:HMD2	32:k5:149:THR:O	1.69	0.93
31:j6:68:GLN:CG	31:jA:57:GLN:NE2	2.24	0.93
31:d7:52:ILE:CG1	31:d7:92:LEU:HD12	1.99	0.93
31:l9:87:ASP:O	31:l9:91:TYR:CD2	2.21	0.93
11:fE:29:THR:C	11:fE:33:LEU:CD2	2.42	0.93
29:gF:136:ASP:O	29:gF:139:THR:OG1	1.85	0.93
32:mJ:153:CYS:HG	33:mJ:201:CYC:HAC2	1.33	0.93
2:BB:123:GLY:N	12:HD:19:GLY:O	2.02	0.93
1:BC:170:ARG:HH22	32:eC:120:LEU:C	1.77	0.93
3:XF:83:ARG:HD3	3:XF:84:ASP:H	1.18	0.93
3:IG:90:ARG:HG2	4:JG:18:TYR:CE2	2.03	0.93
1:BI:205:ARG:HB2	3:u4:76:GLU:HG2	0.94	0.93
3:o4:83:ARG:O	3:o4:86:ASP:N	2.01	0.93
31:f5:18:PHE:CE1	32:g5:91:ARG:HG2	2.04	0.93
31:h6:52:ILE:CG1	31:h6:92:LEU:HD12	1.99	0.93
32:e7:153:CYS:HG	33:e7:202:CYC:HAC2	0.83	0.93
31:f7:18:PHE:CE1	32:g7:91:ARG:HG2	2.04	0.93
31:h7:42:LYS:HG2	32:i7:24:ILE:HD13	1.51	0.93
31:j7:108:ASP:OD1	31:j7:112:ILE:HD12	1.69	0.93
15:kD:23:ILE:CD1	26:yD:72:LEU:HD13	1.98	0.93
31:hH:42:LYS:HG2	32:iH:24:ILE:HD13	1.51	0.93
2:CB:73:ASN:O	27:zD:30:PRO:C	2.12	0.92
4:WB:62:TYR:CD1	1:B7:239:ALA:CB	2.51	0.92
1:BC:220:ASN:OD1	3:u4:56:ASN:HB2	1.66	0.92
28:BG:116:THR:OG1	4:MG:36:LEU:CD2	2.17	0.92
28:BG:139:MET:SD	28:BG:140:PHE:N	2.41	0.92
8:c1:263:LEU:CD1	8:c1:424:PHE:O	2.15	0.92

Continued on next page...

Continued from previous page...

Atom-1	Atom-2	Interatomic distance (Å)	Clash overlap (Å)
31:d6:148:VAL:HG11	33:m6:201:CYC:CMB	1.99	0.92
32:k6:41:VAL:O	32:k6:45:THR:HG23	1.65	0.92
31:d9:148:VAL:HG11	33:m9:201:CYC:CMB	1.99	0.92
31:hA:42:LYS:HG2	32:iA:24:ILE:HD13	1.51	0.92
31:fC:18:PHE:CE1	32:gC:91:ARG:HG2	2.04	0.92
32:iC:12:ALA:HB2	32:iC:19:LEU:HD23	1.51	0.92
33:jC:202:CYC:HMD2	32:kC:149:THR:O	1.69	0.92
6:aD:257:ARG:CZ	7:bD:498:VAL:HG21	2.00	0.92
11:fE:30:VAL:HA	11:fE:33:LEU:CD2	1.98	0.92
31:dJ:148:VAL:HG11	33:mJ:201:CYC:CMB	1.99	0.92
31:fJ:18:PHE:CE1	32:gJ:91:ARG:HG2	2.04	0.92
31:fJ:41:ALA:O	31:fJ:45:THR:HG23	1.69	0.92
31:lJ:41:ALA:O	31:lJ:45:THR:HG23	1.69	0.92
1:BA:220:ASN:OD1	3:uB:56:ASN:HB2	1.66	0.92
2:CB:74:ARG:C	27:zD:30:PRO:CB	2.40	0.92
4:YF:77:ARG:HH11	4:YF:77:ARG:HG2	1.29	0.92
1:BJ:23:VAL:HG21	31:fJ:112:ILE:HB	1.50	0.92
28:EK:128:ALA:HB2	4:YK:58:LYS:CD	1.93	0.92
28:EK:135:PRO:HD2	28:EK:137:MET:H	1.33	0.92
3:JK:52:LYS:NZ	1:B8:228:VAL:C	2.26	0.92
3:IL:91:LEU:O	3:IL:104:ILE:HG12	1.69	0.92
2:C4:155:TYR:CA	8:cE:10:LEU:HD22	1.99	0.92
31:d5:52:ILE:CG1	31:d5:92:LEU:HD12	1.99	0.92
32:m5:12:ALA:HB2	32:m5:19:LEU:HD23	1.52	0.92
31:j6:108:ASP:OD1	31:j6:112:ILE:HD12	1.69	0.92
31:l6:41:ALA:O	31:l6:45:THR:HG23	1.70	0.92
32:i7:12:ALA:HB2	32:i7:19:LEU:HD23	1.52	0.92
33:jA:202:CYC:HMD2	32:kA:149:THR:O	1.69	0.92
32:cI:151:GLY:HA3	33:cI:202:CYC:HMD3	1.46	0.92
31:fI:41:ALA:O	31:fI:45:THR:HG23	1.69	0.92
31:jI:108:ASP:OD1	31:jI:112:ILE:HD12	1.69	0.92
32:cJ:151:GLY:HA3	33:cJ:202:CYC:HMD3	1.46	0.92
31:hJ:52:ILE:CG1	31:hJ:92:LEU:HD12	1.99	0.92
33:VB:201:CYC:CAA	4:aB:62:TYR:CD1	2.51	0.92
7:BE:75:TRP:HE3	7:BE:94:GLU:HG2	1.18	0.92
7:BE:94:GLU:OE1	40:BE:622:LMT:C2	2.17	0.92
3:IG:83:ARG:HG3	3:IG:87:TYR:CE2	2.04	0.92
28:EK:130:ARG:HG3	28:EK:130:ARG:HH21	1.33	0.92
28:BL:116:THR:OG1	4:ML:36:LEU:CD2	2.17	0.92
32:e3:120:LEU:C	1:B3:170:ARG:HH22	1.77	0.92
31:h5:41:ALA:O	31:h5:45:THR:HG23	1.70	0.92

Continued on next page...

Continued from previous page...

Atom-1	Atom-2	Interatomic distance (Å)	Clash overlap (Å)
31:j5:108:ASP:OD1	31:j5:112:ILE:HD12	1.69	0.92
31:l5:41:ALA:O	31:l5:45:THR:HG23	1.69	0.92
1:B6:209:GLN:HE21	4:zB:58:LYS:HZ3	1.18	0.92
31:h9:52:ILE:CG1	31:h9:92:LEU:HD12	1.99	0.92
9:dD:227:GLU:H	30:mK:60:LYS:CE	1.79	0.92
31:dH:41:ALA:O	31:dH:45:THR:HG23	1.70	0.92
32:eH:110:LEU:HD22	32:eH:170:ALA:HB3	1.48	0.92
32:mI:12:ALA:HB2	32:mI:19:LEU:HD23	1.52	0.92
33:VB:201:CYC:HAA2	4:aB:62:TYR:CZ	2.04	0.92
28:BG:130:ARG:HG3	28:BG:130:ARG:HH21	1.33	0.92
3:IG:91:LEU:O	3:IG:104:ILE:HG12	1.69	0.92
3:IG:101:VAL:HG11	3:IG:105:GLU:OE2	1.66	0.92
3:IL:29:PHE:O	3:IL:30:VAL:C	2.08	0.92
6:A1:135:TYR:CE1	13:I1:31:ASN:HB2	2.03	0.92
11:f1:29:THR:C	11:f1:33:LEU:CD2	2.42	0.92
15:k1:10:LEU:N	15:k1:11:PRO:HD2	1.82	0.92
2:B4:460:ILE:HD11	2:B4:483:ARG:HH21	1.25	0.92
31:d6:41:ALA:O	31:d6:45:THR:HG23	1.70	0.92
32:e7:120:LEU:C	1:B7:170:ARG:HH22	1.77	0.92
1:B8:23:VAL:HG21	31:f8:112:ILE:HB	1.50	0.92
31:h8:52:ILE:CG1	31:h8:92:LEU:HD12	1.99	0.92
33:j8:202:CYC:HMD2	32:k8:149:THR:O	1.69	0.92
31:l8:41:ALA:O	31:l8:45:THR:HG23	1.69	0.92
31:bA:52:ILE:CG1	31:bA:92:LEU:HD12	1.99	0.92
8:cE:247:ALA:O	8:cE:253:TRP:CZ3	2.22	0.92
9:dE:89:LEU:CB	9:dE:91:PHE:HE1	1.68	0.92
15:kE:23:ILE:CD1	26:yE:72:LEU:HD13	1.98	0.92
32:gI:151:GLY:CA	33:gI:302:CYC:CMD	2.44	0.92
31:lJ:87:ASP:O	31:lJ:91:TYR:CD2	2.21	0.92
3:JF:65:VAL:HG22	33:JF:201:CYC:OC	1.66	0.92
4:KF:1:MET:O	2:C4:551:PHE:HD2	1.45	0.92
1:BI:203:VAL:CG1	1:BI:204:ARG:N	2.33	0.92
28:BL:139:MET:SD	28:BL:140:PHE:N	2.41	0.92
18:O1:55:ARG:O	18:oD:170:PHE:CZ	2.21	0.92
31:b2:108:ASP:OD1	31:b2:112:ILE:HD12	1.70	0.92
31:j2:108:ASP:OD1	31:j2:112:ILE:HD12	1.69	0.92
33:j2:202:CYC:HMD2	32:k2:149:THR:O	1.69	0.92
3:s4:4:VAL:HG22	3:s4:26:ILE:HG23	1.48	0.92
1:B5:236:THR:OG1	3:4L:83:ARG:NH2	2.01	0.92
31:l5:87:ASP:O	31:l5:91:TYR:CD2	2.21	0.92
31:f6:112:ILE:HB	1:B6:23:VAL:HG21	1.50	0.92

Continued on next page...

Continued from previous page...

Atom-1	Atom-2	Interatomic distance (Å)	Clash overlap (Å)
31:h6:42:LYS:HG2	32:i6:24:ILE:HD13	1.51	0.92
1:B6:239:ALA:CB	4:aB:62:TYR:HD2	1.81	0.92
31:h7:41:ALA:O	31:h7:45:THR:HG23	1.70	0.92
31:b8:52:ILE:CG1	31:b8:92:LEU:HD12	1.98	0.92
31:f9:18:PHE:CE1	32:g9:91:ARG:HG2	2.04	0.92
31:j9:41:ALA:O	31:j9:45:THR:HG23	1.70	0.92
31:dA:108:ASP:OD1	31:dA:112:ILE:HD12	1.70	0.92
31:dC:108:ASP:OD1	31:dC:112:ILE:HD12	1.70	0.92
31:dI:108:ASP:OD1	31:dI:112:ILE:HD12	1.70	0.92
9:DE:88:SER:HB3	10:EE:69:ARG:NH1	1.85	0.92
31:f2:18:PHE:CE1	32:g2:91:ARG:HG2	2.04	0.92
31:h2:41:ALA:O	31:h2:45:THR:HG23	1.70	0.92
1:B2:194:PHE:CB	1:B2:195:PRO:HD2	1.98	0.92
31:b6:52:ILE:CG1	31:b6:92:LEU:HD12	1.99	0.92
33:j7:202:CYC:HMD2	32:k7:149:THR:O	1.69	0.92
31:l7:41:ALA:O	31:l7:45:THR:HG23	1.69	0.92
1:B7:205:ARG:HG2	3:wB:77:MET:CG	2.00	0.92
31:h8:72:PRO:HD2	31:h8:73:ASN:H	1.29	0.92
31:d9:41:ALA:O	31:d9:45:THR:HG23	1.69	0.92
31:bC:108:ASP:OD1	31:bC:112:ILE:HD12	1.70	0.92
30:mF:97:LEU:CD1	4:nF:19:LEU:HD13	1.99	0.92
32:iH:12:ALA:HB2	32:iH:19:LEU:HD23	1.52	0.92
31:lI:41:ALA:O	31:lI:45:THR:HG23	1.69	0.92
31:dJ:108:ASP:OD1	31:dJ:112:ILE:HD12	1.70	0.92
2:BB:737:GLN:HE21	4:zB:1:MET:HG2	1.21	0.92
1:BI:205:ARG:HB3	3:u4:76:GLU:CG	1.95	0.92
31:l2:87:ASP:O	31:l2:91:TYR:CD2	2.21	0.92
1:B2:231:PRO:O	3:O4:52:LYS:NZ	2.03	0.92
31:b3:52:ILE:CG1	31:b3:92:LEU:HD12	1.99	0.92
4:v4:71:ASN:HD21	4:v4:121:VAL:HG22	1.33	0.92
2:C4:74:ARG:HA	27:zE:30:PRO:HG2	1.49	0.92
31:l6:87:ASP:O	31:l6:91:TYR:CD2	2.21	0.92
31:h8:41:ALA:O	31:h8:45:THR:HG23	1.70	0.92
31:h8:84:CYS:HG	33:h8:201:CYC:HAC2	0.77	0.92
32:mH:12:ALA:HB2	32:mH:19:LEU:HD23	1.52	0.92
31:hI:42:LYS:HG2	32:iI:24:ILE:HD13	1.51	0.92
28:BG:135:PRO:HB3	29:QG:68:ARG:NH2	1.84	0.92
3:IG:3:ILE:CD1	3:IG:29:PHE:CG	2.39	0.92
3:IG:83:ARG:NH2	33:IG:201:CYC:HMA1	1.85	0.92
1:BI:209:GLN:HG3	4:z4:58:LYS:HZ2	1.11	0.92
3:IL:70:GLY:C	3:IL:73:TYR:HE2	1.73	0.92

Continued on next page...

Continued from previous page...

Atom-1	Atom-2	Interatomic distance (Å)	Clash overlap (Å)
31:d2:108:ASP:OD1	31:d2:112:ILE:HD12	1.70	0.92
1:B5:236:THR:CB	3:4L:83:ARG:NE	2.32	0.92
31:f7:41:ALA:O	31:f7:45:THR:HG23	1.70	0.92
31:b9:108:ASP:OD1	31:b9:112:ILE:HD12	1.70	0.92
3:oB:23:LEU:HD12	4:pB:38:VAL:HG23	1.47	0.92
29:gF:55:ALA:CB	29:gF:134:LEU:HD21	2.00	0.92
31:fH:41:ALA:O	31:fH:45:THR:HG23	1.70	0.92
31:hI:41:ALA:O	31:hI:45:THR:HG23	1.70	0.92
9:DD:88:SER:HB3	10:ED:69:ARG:NH1	1.85	0.92
3:IG:47:ARG:HD2	4:JG:18:TYR:CZ	1.97	0.92
3:ZK:126:VAL:HG13	33:ZK:201:CYC:HAC1	1.49	0.92
8:c1:141:LYS:HA	8:c1:253:TRP:CZ3	2.04	0.92
31:l2:41:ALA:O	31:l2:45:THR:HG23	1.70	0.92
1:B2:194:PHE:CD1	1:B2:195:PRO:CD	2.47	0.92
31:d3:41:ALA:O	31:d3:45:THR:HG23	1.70	0.92
31:f3:18:PHE:CE1	32:g3:91:ARG:HG2	2.04	0.92
33:j3:202:CYC:HMD2	32:k3:149:THR:O	1.69	0.92
31:l3:41:ALA:O	31:l3:45:THR:HG23	1.70	0.92
2:C4:73:ASN:O	27:zE:30:PRO:CA	2.16	0.92
31:d5:108:ASP:OD1	31:d5:112:ILE:HD12	1.70	0.92
32:i5:12:ALA:HB2	32:i5:19:LEU:HD23	1.51	0.92
1:B6:209:GLN:CG	4:zB:58:LYS:NZ	2.20	0.92
31:d8:41:ALA:O	31:d8:45:THR:HG23	1.70	0.92
31:h9:41:ALA:O	31:h9:45:THR:HG23	1.70	0.92
31:jA:108:ASP:OD1	31:jA:112:ILE:HD12	1.69	0.92
31:jH:41:ALA:O	31:jH:45:THR:HG23	1.70	0.92
31:hJ:41:ALA:O	31:hJ:45:THR:HG23	1.70	0.92
30:mK:47:GLU:O	30:mK:51:VAL:HG23	1.70	0.92
1:BA:170:ARG:HH22	32:eA:120:LEU:C	1.77	0.92
2:CB:171:LEU:HG	2:CB:213:MET:SD	2.10	0.92
7:BE:495:PHE:HB3	7:BE:503:THR:HG23	1.52	0.92
28:BL:135:PRO:HB3	29:QL:68:ARG:NH2	1.84	0.92
32:i3:12:ALA:HB2	32:i3:19:LEU:HD23	1.52	0.92
32:g5:145:PRO:HD3	31:f6:61:ASN:ND2	1.85	0.92
32:c6:112:GLY:HA3	1:B6:104:TYR:HE2	1.30	0.92
32:i6:12:ALA:HB2	32:i6:19:LEU:HD23	1.51	0.92
31:d7:41:ALA:O	31:d7:45:THR:HG23	1.70	0.92
31:bC:52:ILE:CG1	31:bC:92:LEU:HD12	1.99	0.92
31:hC:41:ALA:O	31:hC:45:THR:HG23	1.70	0.92
31:dI:41:ALA:O	31:dI:45:THR:HG23	1.70	0.92
31:dI:148:VAL:HG11	33:mI:201:CYC:CMB	1.99	0.92

Continued on next page...

Continued from previous page...

Atom-1	Atom-2	Interatomic distance (Å)	Clash overlap (Å)
31:jJ:108:ASP:OD1	31:jJ:112:ILE:HD12	1.69	0.92
2:BB:549:VAL:HG21	3:4L:107:ILE:HD11	1.52	0.91
2:CB:74:ARG:N	27:zD:30:PRO:HB2	1.84	0.91
2:CB:460:ILE:HD11	2:CB:483:ARG:HH21	1.25	0.91
8:CD:390:SER:CB	8:CD:394:VAL:HB	2.00	0.91
3:NG:75:GLU:CG	1:BJ:197:VAL:HG13	2.00	0.91
1:BH:204:ARG:CB	3:dF:47:ARG:NH2	2.32	0.91
3:AL:2:SER:N	3:AL:102:THR:HG1	1.68	0.91
8:C1:390:SER:CB	8:C1:394:VAL:HB	2.00	0.91
31:b3:108:ASP:OD1	31:b3:112:ILE:HD12	1.70	0.91
2:C4:154:ARG:C	8:cE:10:LEU:HD21	1.79	0.91
31:f5:41:ALA:O	31:f5:45:THR:HG23	1.70	0.91
1:B7:227:GLN:CD	32:c9:15:ARG:CG	2.41	0.91
31:f8:41:ALA:O	31:f8:45:THR:HG23	1.70	0.91
32:i8:12:ALA:HB2	32:i8:19:LEU:HD23	1.52	0.91
31:dA:52:ILE:CG1	31:dA:92:LEU:HD12	1.99	0.91
1:BA:218:PRO:CG	3:uB:75:GLU:OE1	2.17	0.91
28:EF:115:MET:HA	28:EF:115:MET:CE	2.00	0.91
28:EF:135:PRO:HD2	28:EF:137:MET:H	1.33	0.91
3:IG:23:LEU:HD13	4:JG:42:THR:HG22	1.50	0.91
3:IL:92:ILE:HD13	3:IL:153:PHE:CD1	2.05	0.91
6:A1:135:TYR:HE1	13:I1:31:ASN:CG	1.72	0.91
31:d2:41:ALA:O	31:d2:45:THR:HG23	1.70	0.91
31:h3:84:CYS:HG	33:h3:201:CYC:CAC	1.66	0.91
31:f6:41:ALA:O	31:f6:45:THR:HG23	1.70	0.91
31:j6:41:ALA:O	31:j6:45:THR:HG23	1.70	0.91
32:m6:12:ALA:HB2	32:m6:19:LEU:HD23	1.52	0.91
43:cE:515:BCR:H332	13:iE:20:ILE:HD12	1.51	0.91
31:bH:52:ILE:CG1	31:bH:92:LEU:HD12	1.99	0.91
2:BB:141:VAL:CG2	2:BB:211:GLN:HB3	2.00	0.91
1:BC:240:LEU:HA	4:P4:67:ARG:HH22	1.18	0.91
4:IF:56:VAL:C	4:IF:61:LEU:CD2	2.43	0.91
4:LG:79:ALA:HB3	2:B4:502:ILE:HD11	0.93	0.91
31:d2:148:VAL:HG11	33:m2:201:CYC:CMB	1.99	0.91
31:f2:41:ALA:O	31:f2:45:THR:HG23	1.70	0.91
4:a4:58:LYS:HA	4:a4:58:LYS:NZ	1.85	0.91
1:B5:239:ALA:CA	4:1L:62:TYR:O	2.19	0.91
1:B6:205:ARG:HB2	3:uB:76:GLU:HG2	1.52	0.91
31:d9:108:ASP:OD1	31:d9:112:ILE:HD12	1.70	0.91
32:m9:12:ALA:HB2	32:m9:19:LEU:HD23	1.52	0.91
31:fA:18:PHE:CE1	32:gA:91:ARG:HG2	2.04	0.91

Continued on next page...

Continued from previous page...

Atom-1	Atom-2	Interatomic distance (Å)	Clash overlap (Å)
4:vB:71:ASN:HD21	4:vB:121:VAL:HG22	1.33	0.91
31:hC:52:ILE:CG1	31:hC:92:LEU:HD12	1.99	0.91
43:cD:515:BCR:H332	13:iD:20:ILE:HD12	1.51	0.91
31:bH:108:ASP:OD1	31:bH:112:ILE:HD12	1.70	0.91
31:lH:41:ALA:O	31:lH:45:THR:HG23	1.70	0.91
31:bI:108:ASP:OD1	31:bI:112:ILE:HD12	1.70	0.91
31:jI:41:ALA:O	31:jI:45:THR:HG23	1.70	0.91
1:BA:240:LEU:CA	4:PB:67:ARG:HH21	1.75	0.91
6:AE:210:LEU:HD13	45:DE:401:PHO:CHD	1.93	0.91
30:VL:47:GLU:O	30:VL:51:VAL:HG23	1.70	0.91
8:c1:251:PHE:C	8:c1:252:ILE:O	2.12	0.91
31:d2:52:ILE:CG1	31:d2:92:LEU:HD12	1.99	0.91
31:j2:41:ALA:O	31:j2:45:THR:HG23	1.70	0.91
32:i3:151:GLY:HA3	33:i3:201:CYC:HMD1	1.53	0.91
1:B5:228:VAL:HG11	3:4L:52:LYS:O	1.71	0.91
31:b6:108:ASP:OD1	31:b6:112:ILE:HD12	1.70	0.91
31:j9:108:ASP:OD1	31:j9:112:ILE:HD12	1.69	0.91
31:l9:41:ALA:O	31:l9:45:THR:HG23	1.70	0.91
31:lA:41:ALA:O	31:lA:45:THR:HG23	1.70	0.91
8:cD:193:PRO:HA	8:cD:196:ILE:HG22	1.50	0.91
30:mF:47:GLU:O	30:mF:51:VAL:HG23	1.70	0.91
3:IL:58:LEU:HD21	3:IL:132:ALA:HB3	1.52	0.91
6:A1:301:ASN:HD21	8:C1:394:VAL:HG11	1.28	0.91
18:O1:55:ARG:HH12	18:oD:229:SER:HG	1.12	0.91
1:B2:213:PRO:CG	4:v4:67:ARG:HH12	1.81	0.91
31:h3:41:ALA:O	31:h3:45:THR:HG23	1.70	0.91
4:a4:59:SER:HB2	4:a4:128:GLN:OE1	1.70	0.91
2:B4:141:VAL:CG2	2:B4:211:GLN:HB3	2.00	0.91
31:d7:108:ASP:OD1	31:d7:112:ILE:HD12	1.70	0.91
31:d7:148:VAL:HG11	33:m7:201:CYC:CMB	1.99	0.91
31:d9:52:ILE:CG1	31:d9:92:LEU:HD12	1.99	0.91
31:hA:41:ALA:O	31:hA:45:THR:HG23	1.70	0.91
7:bD:72:THR:HG21	7:bD:81:THR:HG23	1.52	0.91
7:bD:161:LEU:CD2	8:cE:194:LEU:CD2	2.43	0.91
3:6L:80:THR:CG2	33:6L:201:CYC:C3D	2.47	0.91
2:CB:551:PHE:HD2	4:KK:1:MET:O	1.44	0.91
7:BD:495:PHE:HB3	7:BD:503:THR:HG23	1.52	0.91
18:OD:168:THR:OG1	18:oE:168:THR:CG2	2.06	0.91
7:BE:246:PHE:HE1	7:BE:250:PHE:HE2	1.13	0.91
28:EF:117:PHE:CE1	28:EF:119:THR:N	2.29	0.91
8:C1:192:ASN:OD1	40:C1:520:LMT:C6'	2.16	0.91

Continued on next page...

Continued from previous page...

Atom-1	Atom-2	Interatomic distance (Å)	Clash overlap (Å)
32:c2:10:SER:HB2	1:B3:230:ARG:HH11	1.35	0.91
31:h2:42:LYS:HG2	32:i2:24:ILE:HD13	1.51	0.91
31:d3:108:ASP:OD1	31:d3:112:ILE:HD12	1.70	0.91
2:C4:151:ASN:HB2	8:cE:125:GLU:CD	1.94	0.91
31:j5:41:ALA:O	31:j5:45:THR:HG23	1.70	0.91
31:d6:108:ASP:OD1	31:d6:112:ILE:HD12	1.70	0.91
31:d8:148:VAL:HG11	33:m8:201:CYC:CMB	1.99	0.91
1:B9:203:VAL:CG1	3:oB:77:MET:HE2	2.00	0.91
31:lC:41:ALA:O	31:lC:45:THR:HG23	1.70	0.91
45:dD:402:PHO:C7	45:dD:402:PHO:C8	2.49	0.91
4:IF:67:ARG:NH1	1:BH:238:VAL:HG21	1.80	0.91
4:IF:83:ARG:HH21	2:C4:583:ILE:HD11	1.36	0.91
3:NG:73:TYR:OH	1:BJ:195:PRO:HD2	1.68	0.91
1:BH:205:ARG:HH22	3:dF:83:ARG:HG3	1.30	0.91
7:b1:72:THR:HG21	7:b1:81:THR:HG23	1.53	0.91
43:c1:515:BCR:H332	13:i1:20:ILE:HD12	1.51	0.91
2:C4:151:ASN:ND2	8:cE:125:GLU:CG	2.34	0.91
1:B7:206:PHE:HB2	3:wB:76:GLU:HG2	1.51	0.91
1:B7:236:THR:CG2	32:c9:166:ARG:HG2	2.00	0.91
31:h9:42:LYS:HG2	32:i9:24:ILE:HD13	1.51	0.91
31:dA:41:ALA:O	31:dA:45:THR:HG23	1.70	0.91
31:fA:41:ALA:O	31:fA:45:THR:HG23	1.70	0.91
31:jC:41:ALA:O	31:jC:45:THR:HG23	1.70	0.91
1:BA:23:VAL:HG21	31:fA:112:ILE:HB	1.53	0.91
2:BB:472:ILE:CD1	4:HL:115:THR:HB	2.00	0.91
6:AD:301:ASN:HD21	8:CD:394:VAL:HG11	1.28	0.91
8:CE:390:SER:CB	8:CE:394:VAL:HB	2.00	0.91
3:IG:58:LEU:HD21	3:IG:132:ALA:HB3	1.52	0.91
1:BI:209:GLN:HG3	4:z4:58:LYS:HZ1	1.11	0.91
7:B1:243:ALA:HB2	7:B1:466:HIS:CG	2.06	0.91
9:D1:88:SER:HB3	10:E1:69:ARG:NH1	1.85	0.91
8:c1:141:LYS:HD3	8:c1:141:LYS:H	1.36	0.91
31:d3:52:ILE:CG1	31:d3:92:LEU:HD12	1.99	0.91
31:b7:108:ASP:OD1	31:b7:112:ILE:HD12	1.70	0.91
8:cE:251:PHE:O	8:cE:253:TRP:CZ3	2.23	0.91
9:dE:121:ALA:O	9:dE:123:ILE:N	2.04	0.91
31:dH:148:VAL:HG11	33:mH:201:CYC:CMB	1.99	0.91
31:lI:61:ASN:HD21	31:bJ:70:GLN:NE2	1.67	0.91
31:jJ:41:ALA:O	31:jJ:45:THR:HG23	1.70	0.91
9:DD:348:ARG:HH21	24:VD:159:LYS:HG3	1.31	0.91
7:BE:94:GLU:CD	40:BE:622:LMT:H51	1.94	0.91

Continued on next page...

Continued from previous page...

Atom-1	Atom-2	Interatomic distance (Å)	Clash overlap (Å)
4:YF:76:ARG:CD	2:C4:489:LYS:HZ3	1.83	0.91
3:IL:47:ARG:HD2	4:JL:18:TYR:CZ	1.97	0.91
33:g2:201:CYC:HMB2	31:j2:148:VAL:HG11	1.53	0.91
31:f3:41:ALA:O	31:f3:45:THR:HG23	1.70	0.91
33:j6:202:CYC:HMD2	32:k6:149:THR:O	1.69	0.91
31:h8:42:LYS:HG2	32:i8:24:ILE:HD13	1.51	0.91
32:i8:151:GLY:HA3	33:i8:201:CYC:HMD1	1.53	0.91
33:j9:202:CYC:HMD2	32:k9:149:THR:O	1.69	0.91
31:bA:108:ASP:OD1	31:bA:112:ILE:HD12	1.70	0.91
32:iA:151:GLY:HA3	33:iA:201:CYC:HMD1	1.53	0.91
18:oD:55:ARG:HD3	18:oD:229:SER:O	1.66	0.91
39:dE:411:LMG:C4	11:fE:40:GLN:HE21	1.80	0.91
31:hH:41:ALA:O	31:hH:45:THR:HG23	1.70	0.91
28:EF:115:MET:HA	28:EF:115:MET:HE3	1.51	0.91
3:IL:23:LEU:HD13	4:JL:42:THR:HG22	1.50	0.91
1:B8:204:ARG:CB	3:dK:47:ARG:HH22	1.83	0.91
31:jA:41:ALA:O	31:jA:45:THR:HG23	1.70	0.91
31:jC:108:ASP:OD1	31:jC:112:ILE:HD12	1.69	0.91
9:dD:121:ALA:O	9:dD:123:ILE:N	2.04	0.91
2:CB:731:VAL:HG13	2:CB:735:ARG:HD3	0.91	0.90
18:OD:168:THR:HG22	18:oE:166:THR:O	1.69	0.90
4:YF:72:MET:CE	4:YF:81:CYS:SG	2.60	0.90
3:IL:126:VAL:HG23	33:IL:201:CYC:HMC3	1.54	0.90
31:h2:52:ILE:CG1	31:h2:92:LEU:HD12	1.99	0.90
4:T4:113:LYS:HZ1	4:aB:161:SER:CB	1.83	0.90
33:g5:201:CYC:HMB2	31:j5:148:VAL:HG11	1.53	0.90
31:d8:108:ASP:OD1	31:d8:112:ILE:HD12	1.70	0.90
31:j8:41:ALA:O	31:j8:45:THR:HG23	1.70	0.90
32:i9:12:ALA:HB2	32:i9:19:LEU:HD23	1.52	0.90
32:eA:153:CYS:HG	33:eA:202:CYC:HAC2	1.09	0.90
31:dC:41:ALA:O	31:dC:45:THR:HG23	1.70	0.90
7:bE:72:THR:HG21	7:bE:81:THR:HG23	1.53	0.90
32:iJ:151:GLY:HA3	33:iJ:201:CYC:HMD1	1.53	0.90
31:f2:112:ILE:HB	1:B2:23:VAL:HG21	1.50	0.90
32:m3:41:VAL:O	32:m3:45:THR:HG23	1.71	0.90
4:r4:154:ASP:CB	2:B4:721:LEU:HD13	1.79	0.90
2:C4:73:ASN:O	27:zE:30:PRO:C	2.14	0.90
32:i7:151:GLY:HA3	33:i7:201:CYC:HMD1	1.53	0.90
33:g8:201:CYC:HMB2	31:j8:148:VAL:HG11	1.53	0.90
31:f9:41:ALA:O	31:f9:45:THR:HG23	1.70	0.90
32:iA:12:ALA:HB2	32:iA:19:LEU:HD23	1.51	0.90

Continued on next page...

Continued from previous page...

Atom-1	Atom-2	Interatomic distance (Å)	Clash overlap (Å)
32:mA:41:VAL:O	32:mA:45:THR:HG23	1.72	0.90
3:sB:4:VAL:HG22	3:sB:26:ILE:HG23	1.48	0.90
8:cE:266:LEU:O	8:cE:269:MET:N	2.04	0.90
32:iI:12:ALA:HB2	32:iI:19:LEU:HD23	1.51	0.90
31:dJ:41:ALA:O	31:dJ:45:THR:HG23	1.70	0.90
2:BB:70:ARG:NH2	2:BB:127:GLY:O	2.04	0.90
2:CB:489:LYS:HZ3	4:YK:76:ARG:CD	1.84	0.90
3:XB:61:LYS:HE3	1:B9:197:VAL:CG1	2.01	0.90
28:BG:124:PRO:C	4:JG:135:GLU:OE2	2.09	0.90
1:BI:206:PHE:HE1	3:u4:76:GLU:HG3	1.09	0.90
9:d1:121:ALA:O	9:d1:123:ILE:N	2.04	0.90
32:c3:41:VAL:O	32:c3:45:THR:HG23	1.72	0.90
31:b5:108:ASP:OD1	31:b5:112:ILE:HD12	1.70	0.90
31:l7:87:ASP:O	31:l7:91:TYR:HD2	1.55	0.90
1:B9:206:PHE:HA	4:tB:62:TYR:HE2	1.16	0.90
31:fC:41:ALA:O	31:fC:45:THR:HG23	1.70	0.90
8:cD:134:PHE:CD2	36:cD:513:CLA:HMC1	2.06	0.90
11:fD:36:ILE:HG21	14:jD:27:PHE:CZ	2.07	0.90
8:cE:191:LEU:HB2	40:cE:501:LMT:H22	1.53	0.90
11:fE:36:ILE:HG21	14:jE:27:PHE:CZ	2.07	0.90
31:dJ:52:ILE:CG1	31:dJ:92:LEU:HD12	1.99	0.90
7:BD:243:ALA:HB2	7:BD:466:HIS:CG	2.06	0.90
7:BE:126:PRO:O	2:B4:157:PRO:CB	2.19	0.90
3:AG:2:SER:N	3:AG:102:THR:HG1	1.69	0.90
3:IG:82:LEU:CD2	3:IG:85:LEU:HD12	2.01	0.90
30:VG:47:GLU:O	30:VG:51:VAL:HG23	1.70	0.90
32:m3:12:ALA:HB2	32:m3:19:LEU:HD23	1.52	0.90
4:z4:1:MET:HG2	2:B4:737:GLN:HE21	1.22	0.90
31:h5:42:LYS:HG2	32:i5:24:ILE:HD13	1.51	0.90
33:g7:201:CYC:HMB2	31:j7:148:VAL:HG11	1.53	0.90
31:b8:108:ASP:OD1	31:b8:112:ILE:HD12	1.70	0.90
32:m8:41:VAL:O	32:m8:45:THR:HG23	1.71	0.90
31:lI:87:ASP:O	31:lI:91:TYR:HD2	1.55	0.90
31:bJ:108:ASP:OD1	31:bJ:112:ILE:HD12	1.70	0.90
32:mJ:12:ALA:HB2	32:mJ:19:LEU:HD23	1.52	0.90
29:gK:55:ALA:CB	29:gK:134:LEU:HD21	2.00	0.90
13:ID:27:ASP:N	13:ID:28:PRO:CD	2.35	0.90
6:AE:301:ASN:HD21	8:CE:394:VAL:HG11	1.28	0.90
28:BG:136:ASN:HD22	29:QG:65:GLU:HB3	1.34	0.90
3:IL:50:ILE:HG22	3:IL:133:MET:HE1	1.52	0.90
13:i1:15:PHE:HE1	43:i1:101:BCR:H332	0.80	0.90

Continued on next page...

Continued from previous page...

Atom-1	Atom-2	Interatomic distance (Å)	Clash overlap (Å)
2:C4:171:LEU:HG	2:C4:213:MET:SD	2.10	0.90
32:m6:41:VAL:O	32:m6:45:THR:HG23	1.72	0.90
32:g7:151:GLY:CA	33:g7:201:CYC:CMD	2.44	0.90
32:m9:41:VAL:O	32:m9:45:THR:HG23	1.72	0.90
32:mA:12:ALA:HB2	32:mA:19:LEU:HD23	1.52	0.90
7:bD:490:VAL:O	7:bD:492:TRP:HZ3	1.50	0.90
8:cD:192:ASN:CA	40:cD:501:LMT:C6'	2.49	0.90
39:dD:411:LMG:C4	11:fD:40:GLN:HE21	1.81	0.90
8:cE:16:GLU:HG3	30:mF:63:PRO:HG3	1.53	0.90
8:cE:134:PHE:CD2	36:cE:513:CLA:HMC1	2.06	0.90
31:jH:108:ASP:OD1	31:jH:112:ILE:HD12	1.69	0.90
31:hJ:42:LYS:HG2	32:iJ:24:ILE:HD13	1.51	0.90
8:CD:122:ARG:CD	27:ZD:33:TRP:CE3	2.50	0.90
28:BG:136:ASN:ND2	29:QG:65:GLU:HB3	1.84	0.90
1:BH:23:VAL:HG21	31:fH:112:ILE:HB	1.50	0.90
1:BJ:212:GLN:CB	1:BJ:213:PRO:HD3	2.02	0.90
4:YK:87:TYR:CE2	33:YK:201:CYC:HBB3	2.06	0.90
16:L1:9:LYS:CD	38:L1:101:SQD:O8	2.18	0.90
11:f1:36:ILE:HG21	14:j1:27:PHE:CZ	2.07	0.90
17:m1:30:GLN:NE2	39:m1:101:LMG:O5	2.05	0.90
32:g2:121:GLY:O	1:B2:195:PRO:HB3	1.70	0.90
1:B5:23:VAL:HG21	31:f5:112:ILE:HB	1.50	0.90
31:d5:41:ALA:O	31:d5:45:THR:HG23	1.70	0.90
32:i5:151:GLY:HA3	33:i5:201:CYC:HMD1	1.53	0.90
33:g6:201:CYC:HMB2	31:j6:148:VAL:HG11	1.53	0.90
32:c7:41:VAL:O	32:c7:45:THR:HG23	1.72	0.90
32:c8:41:VAL:O	32:c8:45:THR:HG23	1.72	0.90
32:g9:65:GLN:CB	1:B9:199:TRP:HH2	1.80	0.90
31:dH:108:ASP:OD1	31:dH:112:ILE:HD12	1.70	0.90
33:gH:201:CYC:HMB2	31:jH:148:VAL:HG11	1.53	0.90
9:DD:121:ALA:HB1	45:DD:401:PHO:C4	2.00	0.90
8:CE:122:ARG:CD	27:ZE:33:TRP:CE3	2.50	0.90
24:VE:151:ARG:HG3	24:VE:154:GLN:CB	1.99	0.90
28:EK:132:ARG:HB2	28:EK:132:ARG:HH21	1.31	0.90
28:BL:119:THR:CG2	4:ML:151:ILE:HG13	2.01	0.90
3:IL:71:ASN:HD21	3:IL:121:THR:HA	1.31	0.90
8:C1:122:ARG:CD	27:Z1:33:TRP:CE3	2.50	0.90
8:c1:33:SER:CB	8:c1:127:LEU:CB	2.49	0.90
4:x4:154:ASP:HB3	2:C4:721:LEU:CD1	1.86	0.90
2:B4:70:ARG:NH1	2:B4:126:ASP:O	2.04	0.90
32:m7:41:VAL:O	32:m7:45:THR:HG23	1.72	0.90

Continued on next page...

Continued from previous page...

Atom-1	Atom-2	Interatomic distance (Å)	Clash overlap (Å)
31:j8:108:ASP:OD1	31:j8:112:ILE:HD12	1.69	0.90
32:m8:12:ALA:HB2	32:m8:19:LEU:HD23	1.52	0.90
32:cC:41:VAL:O	32:cC:45:THR:HG23	1.72	0.90
8:cD:33:SER:CB	8:cD:127:LEU:CB	2.49	0.90
10:eE:68:GLU:HG3	10:eE:75:GLN:OE1	1.72	0.90
16:lE:12:VAL:HG22	17:mE:28:GLN:HE22	1.27	0.90
13:IE:27:ASP:N	13:IE:28:PRO:CD	2.35	0.90
28:EF:132:ARG:HB2	28:EF:132:ARG:HH21	1.31	0.90
3:XF:83:ARG:O	3:XF:84:ASP:C	2.08	0.90
4:YF:87:TYR:CE2	33:YF:201:CYC:HBB3	2.06	0.90
3:IG:50:ILE:HG22	3:IG:133:MET:HE1	1.52	0.90
28:EK:127:THR:O	28:EK:129:ASN:CG	2.15	0.90
32:g2:72:ASN:OD1	1:B2:195:PRO:HD3	1.71	0.90
10:eD:68:GLU:HG3	10:eD:75:GLN:OE1	1.72	0.90
32:mH:41:VAL:O	32:mH:45:THR:HG23	1.72	0.90
7:BE:243:ALA:HB2	7:BE:466:HIS:CG	2.06	0.90
28:BG:119:THR:CG2	4:MG:151:ILE:HG13	2.01	0.90
3:IG:71:ASN:HD21	3:IG:121:THR:HA	1.31	0.90
7:B1:495:PHE:HB2	7:B1:503:THR:CB	2.02	0.90
7:B1:495:PHE:HB3	7:B1:503:THR:HG23	1.52	0.90
39:d1:411:LMG:C4	11:f1:40:GLN:HE21	1.80	0.90
26:y1:72:LEU:HD23	39:y1:101:LMG:H142	1.52	0.90
1:B5:212:GLN:CB	1:B5:213:PRO:HD3	2.02	0.90
31:f6:56:ALA:O	31:f6:60:TYR:CD2	2.25	0.90
1:B7:203:VAL:HG23	3:wB:77:MET:HE2	0.90	0.90
1:B7:215:ALA:HB1	3:oB:79:ALA:HB2	1.53	0.90
31:f8:56:ALA:O	31:f8:60:TYR:CD2	2.25	0.90
3:6G:80:THR:CG2	33:6G:201:CYC:C3D	2.47	0.90
32:cH:41:VAL:O	32:cH:45:THR:HG23	1.72	0.90
32:iH:151:GLY:HA3	33:iH:201:CYC:HMD1	1.53	0.90
31:fI:56:ALA:O	31:fI:60:TYR:CD2	2.25	0.90
1:BC:240:LEU:CD2	4:P4:67:ARG:NH2	2.35	0.90
28:BG:139:MET:SD	28:BG:139:MET:N	2.45	0.90
3:IG:92:ILE:HD13	3:IG:153:PHE:CD1	2.06	0.90
3:IG:112:VAL:CG1	3:IG:116:TYR:HE2	1.63	0.90
1:BH:212:GLN:CB	1:BH:213:PRO:HD3	2.02	0.90
32:e3:116:THR:HG21	1:B3:13:SER:OG	1.72	0.90
31:j3:41:ALA:O	31:j3:45:THR:HG23	1.70	0.90
3:V4:2:SER:N	3:V4:5:THR:HG1	1.70	0.90
2:C4:731:VAL:HG13	2:C4:735:ARG:HD3	0.91	0.90
32:c6:41:VAL:O	32:c6:45:THR:HG23	1.72	0.90

Continued on next page...

Continued from previous page...

Atom-1	Atom-2	Interatomic distance (Å)	Clash overlap (Å)
32:i6:82:CYS:HG	33:i6:202:CYC:HAC2	1.29	0.90
31:l6:87:ASP:O	31:l6:91:TYR:HD2	1.55	0.90
31:j7:41:ALA:O	31:j7:45:THR:HG23	1.70	0.90
32:i8:82:CYS:HG	33:i8:202:CYC:HAC2	1.27	0.90
32:cA:41:VAL:O	32:cA:45:THR:HG23	1.72	0.90
17:mD:30:GLN:NE2	39:mD:101:LMG:O5	2.05	0.90
31:hJ:84:CYS:HG	33:hJ:201:CYC:HAC2	1.14	0.90
2:BB:123:GLY:H	12:HD:21:VAL:HG11	1.35	0.89
2:BB:737:GLN:NE2	4:zB:1:MET:HB3	1.85	0.89
1:BC:194:PHE:CB	1:BC:195:PRO:CD	2.49	0.89
16:LD:9:LYS:CD	38:LD:101:SQD:O8	2.18	0.89
33:YF:201:CYC:CAA	2:C4:458:TYR:OH	2.19	0.89
28:BG:126:SER:O	4:JG:58:LYS:NZ	2.05	0.89
28:EK:115:MET:HA	28:EK:115:MET:CE	2.00	0.89
31:h7:84:CYS:SG	33:h7:201:CYC:HAC1	2.10	0.89
32:m7:12:ALA:HB2	32:m7:19:LEU:HD23	1.52	0.89
26:yD:72:LEU:HD23	39:yD:101:LMG:H142	1.52	0.89
8:cE:33:SER:CB	8:cE:127:LEU:CB	2.49	0.89
2:CB:85:LEU:HD11	2:CB:87:ARG:CA	2.02	0.89
18:OD:168:THR:CB	18:oE:168:THR:HG21	1.79	0.89
4:IF:83:ARG:HH21	2:C4:583:ILE:CD1	1.75	0.89
3:XK:83:ARG:HD3	3:XK:87:TYR:CZ	2.06	0.89
28:BL:113:GLU:HG2	4:ML:36:LEU:HB3	0.90	0.89
3:IL:91:LEU:O	3:IL:104:ILE:CG1	2.19	0.89
31:f7:112:ILE:HB	1:B7:23:VAL:HG21	1.53	0.89
32:c9:41:VAL:O	32:c9:45:THR:HG23	1.72	0.89
32:e9:153:CYS:HG	33:e9:202:CYC:HAC2	1.12	0.89
31:hC:56:ALA:O	31:hC:60:TYR:CD2	2.26	0.89
6:aE:267:ASN:HB2	9:dE:235:PHE:CD2	2.06	0.89
32:eI:153:CYS:HG	33:eI:202:CYC:HAC2	1.27	0.89
32:mI:41:VAL:O	32:mI:45:THR:HG23	1.72	0.89
4:WB:64:ASP:HA	4:WB:67:ARG:HG3	1.54	0.89
28:EK:115:MET:HA	28:EK:115:MET:HE3	1.51	0.89
8:c1:266:LEU:HD11	36:c1:503:CLA:CAC	2.01	0.89
31:b3:31:PHE:O	31:b3:35:LYS:HG3	1.73	0.89
31:f3:112:ILE:HB	1:B3:23:VAL:HG21	1.53	0.89
31:h6:41:ALA:O	31:h6:45:THR:HG23	1.70	0.89
31:d8:31:PHE:O	31:d8:35:LYS:HG3	1.73	0.89
8:cD:259:LEU:HD11	36:cD:510:CLA:ND	1.88	0.89
31:bI:31:PHE:O	31:bI:35:LYS:HG3	1.73	0.89
1:BI:170:ARG:NH2	32:eI:120:LEU:C	2.30	0.89

Continued on next page...

Continued from previous page...

Atom-1	Atom-2	Interatomic distance (Å)	Clash overlap (Å)
8:C1:196:ILE:CG2	8:C1:197:PHE:N	2.05	0.89
31:l2:87:ASP:O	31:l2:91:TYR:HD2	1.55	0.89
31:d3:31:PHE:O	31:d3:35:LYS:HG3	1.73	0.89
32:m5:41:VAL:O	32:m5:45:THR:HG23	1.71	0.89
31:d6:31:PHE:O	31:d6:35:LYS:HG3	1.73	0.89
1:B6:203:VAL:CG1	3:uB:77:MET:HG2	2.03	0.89
6:aD:267:ASN:HB2	9:dD:235:PHE:CD2	2.06	0.89
31:hJ:56:ALA:O	31:hJ:60:TYR:CD2	2.26	0.89
2:CB:74:ARG:CA	27:zD:30:PRO:CG	2.47	0.89
2:CB:74:ARG:CA	27:zD:30:PRO:CB	2.08	0.89
2:CB:458:TYR:OH	33:YK:201:CYC:CAA	2.19	0.89
1:BC:240:LEU:HD23	4:P4:67:ARG:CZ	2.02	0.89
7:BD:495:PHE:HB2	7:BD:503:THR:CB	2.02	0.89
28:EF:127:THR:O	28:EF:129:ASN:CG	2.15	0.89
6:a1:267:ASN:HB2	9:d1:235:PHE:CD2	2.06	0.89
9:d1:89:LEU:CB	9:d1:91:PHE:HE1	1.68	0.89
32:c2:14:THR:CB	1:B3:230:ARG:NH2	2.35	0.89
32:m2:41:VAL:O	32:m2:45:THR:HG23	1.72	0.89
31:f3:56:ALA:O	31:f3:60:TYR:CD2	2.25	0.89
4:z4:1:MET:HB3	2:B4:737:GLN:NE2	1.85	0.89
31:f5:82:ASP:O	31:f5:86:ARG:HG3	1.73	0.89
31:d7:31:PHE:O	31:d7:35:LYS:HG3	1.73	0.89
31:dI:31:PHE:O	31:dI:35:LYS:HG3	1.73	0.89
1:BA:240:LEU:HD23	4:PB:67:ARG:CZ	2.02	0.89
3:IG:91:LEU:O	3:IG:104:ILE:CG1	2.19	0.89
3:IG:126:VAL:HG23	33:IG:201:CYC:HMC3	1.54	0.89
8:C1:196:ILE:O	8:C1:199:TYR:N	2.06	0.89
10:e1:68:GLU:HG3	10:e1:75:GLN:OE1	1.72	0.89
31:f2:82:ASP:O	31:f2:86:ARG:HG3	1.73	0.89
2:C4:148:ARG:NH1	8:cE:13:ARG:HG2	1.88	0.89
31:d5:31:PHE:O	31:d5:35:LYS:HG3	1.73	0.89
31:f6:82:ASP:O	31:f6:86:ARG:HG3	1.73	0.89
31:d9:31:PHE:O	31:d9:35:LYS:HG3	1.73	0.89
31:f9:56:ALA:O	31:f9:60:TYR:CD2	2.25	0.89
32:i9:151:GLY:HA3	33:i9:201:CYC:HMD1	1.53	0.89
32:gA:151:GLY:CA	33:gA:302:CYC:CMD	2.44	0.89
17:mE:30:GLN:NE2	39:mE:101:LMG:O5	2.05	0.89
29:gF:142:VAL:HG21	29:gF:153:LEU:CD2	2.02	0.89
31:fI:82:ASP:O	31:fI:86:ARG:HG3	1.73	0.89
31:fJ:56:ALA:O	31:fJ:60:TYR:CD2	2.25	0.89
2:BB:123:GLY:HA2	12:HD:19:GLY:O	1.68	0.89

Continued on next page...

Continued from previous page...

Atom-1	Atom-2	Interatomic distance (Å)	Clash overlap (Å)
2:CB:731:VAL:CG1	2:CB:735:ARG:CD	2.42	0.89
1:BC:13:SER:OG	32:eC:116:THR:HG21	1.72	0.89
3:XF:83:ARG:HA	1:BH:211:LYS:HE3	1.52	0.89
28:EK:117:PHE:HE1	28:EK:118:ALA:C	1.79	0.89
3:NL:68:PRO:HG2	1:B5:194:PHE:CZ	2.07	0.89
32:c2:14:THR:CG2	1:B3:230:ARG:CZ	2.51	0.89
31:h3:56:ALA:O	31:h3:60:TYR:CD2	2.26	0.89
32:c5:41:VAL:O	32:c5:45:THR:HG23	1.72	0.89
31:j8:82:ASP:O	31:j8:86:ARG:HG3	1.73	0.89
31:fA:82:ASP:O	31:fA:86:ARG:HG3	1.73	0.89
16:lD:12:VAL:HG22	17:mD:28:GLN:HE22	1.27	0.89
26:yE:72:LEU:HD23	39:yE:101:LMG:H142	1.52	0.89
31:fH:56:ALA:O	31:fH:60:TYR:CD2	2.25	0.89
31:hI:56:ALA:O	31:hI:60:TYR:CD2	2.26	0.89
2:CB:583:ILE:HD11	4:IK:83:ARG:HH21	1.37	0.89
3:VB:2:SER:N	3:VB:5:THR:HG1	1.71	0.89
1:BI:209:GLN:CD	4:z4:58:LYS:HZ1	1.81	0.89
28:EK:134:GLY:O	29:gK:68:ARG:NH2	2.06	0.89
8:c1:257:ALA:C	8:c1:259:LEU:H	1.78	0.89
31:b2:82:ASP:O	31:b2:86:ARG:HG3	1.73	0.89
31:l2:91:TYR:CE2	31:l2:129:TYR:CD1	2.61	0.89
32:m2:12:ALA:HB2	32:m2:19:LEU:HD23	1.52	0.89
4:a4:58:LYS:HA	4:a4:58:LYS:HZ2	1.38	0.89
31:b6:82:ASP:O	31:b6:86:ARG:HG3	1.73	0.89
32:e7:116:THR:HG21	1:B7:13:SER:OG	1.72	0.89
31:l7:91:TYR:CE2	31:l7:129:TYR:CD1	2.61	0.89
31:b9:31:PHE:O	31:b9:35:LYS:HG3	1.73	0.89
31:jA:82:ASP:O	31:jA:86:ARG:HG3	1.73	0.89
4:aB:67:ARG:N	4:aB:68:PRO:CD	2.31	0.89
10:eE:68:GLU:OE2	10:eE:71:ASP:O	1.90	0.89
33:gI:302:CYC:HMB2	31:jI:148:VAL:HG11	1.53	0.89
32:mJ:41:VAL:O	32:mJ:45:THR:HG23	1.72	0.89
6:AE:190:HIS:CB	8:CE:398:ILE:CD1	2.45	0.89
28:EF:134:GLY:O	29:gF:68:ARG:NH2	2.06	0.89
32:e2:120:LEU:C	1:B2:170:ARG:NH2	2.30	0.89
31:f3:82:ASP:O	31:f3:86:ARG:HG3	1.73	0.89
31:h3:84:CYS:SG	33:h3:201:CYC:HAC1	2.10	0.89
1:B6:205:ARG:HB3	3:uB:76:GLU:HB2	1.52	0.89
1:B7:214:LYS:HD2	1:B7:214:LYS:N	1.86	0.89
1:B8:212:GLN:CB	1:B8:213:PRO:HD3	2.02	0.89
31:fA:56:ALA:O	31:fA:60:TYR:CD2	2.25	0.89

Continued on next page...

Continued from previous page...

Atom-1	Atom-2	Interatomic distance (Å)	Clash overlap (Å)
31:hA:56:ALA:O	31:hA:60:TYR:CD2	2.26	0.89
32:iC:151:GLY:HA3	33:iC:201:CYC:HMD1	1.53	0.89
32:mC:12:ALA:HB2	32:mC:19:LEU:HD23	1.52	0.89
6:aD:261:GLN:OE1	7:bD:492:TRP:CE2	2.24	0.89
8:cD:16:GLU:HG3	30:mK:63:PRO:CG	2.02	0.89
13:iD:15:PHE:HE1	43:iD:102:BCR:H332	0.80	0.89
31:lH:91:TYR:CE2	31:lH:129:TYR:CD1	2.61	0.89
32:iJ:12:ALA:HB2	32:iJ:19:LEU:HD23	1.51	0.89
29:gK:142:VAL:HG21	29:gK:153:LEU:CD2	2.02	0.89
2:CB:583:ILE:HD11	4:IK:83:ARG:NH2	1.88	0.89
16:LE:9:LYS:CD	38:LE:101:SQD:O8	2.18	0.89
13:i1:15:PHE:HE1	43:i1:101:BCR:C33	1.70	0.89
31:f2:56:ALA:O	31:f2:60:TYR:CD2	2.25	0.89
31:j3:82:ASP:O	31:j3:86:ARG:HG3	1.73	0.89
2:C4:73:ASN:C	27:zE:30:PRO:HB2	1.98	0.89
31:j5:82:ASP:O	31:j5:86:ARG:HG3	1.73	0.89
31:l6:91:TYR:CE2	31:l6:129:TYR:CD1	2.61	0.89
31:l8:91:TYR:CE2	31:l8:129:TYR:CD1	2.61	0.89
31:fC:56:ALA:O	31:fC:60:TYR:CD2	2.25	0.89
6:aE:35:ILE:HG21	13:iE:18:LEU:HD23	1.53	0.89
31:bI:82:ASP:O	31:bI:86:ARG:HG3	1.73	0.89
31:bJ:31:PHE:O	31:bJ:35:LYS:HG3	1.73	0.89
33:gJ:201:CYC:HMB2	31:jJ:148:VAL:HG11	1.53	0.89
2:BB:737:GLN:HE21	4:zB:1:MET:CG	1.77	0.88
9:DE:95:PRO:HG3	12:HE:52:SER:HA	1.54	0.88
28:BL:126:SER:O	4:JL:58:LYS:NZ	2.06	0.88
31:b3:82:ASP:O	31:b3:86:ARG:HG3	1.73	0.88
32:g3:151:GLY:CA	33:g3:201:CYC:CMD	2.44	0.88
2:C4:85:LEU:HD11	2:C4:87:ARG:CA	2.02	0.88
31:b7:82:ASP:O	31:b7:86:ARG:HG3	1.73	0.88
31:f8:82:ASP:O	31:f8:86:ARG:HG3	1.73	0.88
31:bA:31:PHE:O	31:bA:35:LYS:HG3	1.73	0.88
31:dA:31:PHE:O	31:dA:35:LYS:HG3	1.73	0.88
31:bC:31:PHE:O	31:bC:35:LYS:HG3	1.73	0.88
6:aE:267:ASN:HB2	9:dE:235:PHE:HD2	1.37	0.88
39:dE:411:LMG:C6	11:fE:40:GLN:NE2	2.36	0.88
29:gF:148:GLU:N	29:gF:148:GLU:OE1	2.06	0.88
32:cI:41:VAL:O	32:cI:45:THR:HG23	1.72	0.88
31:dJ:31:PHE:O	31:dJ:35:LYS:HG3	1.73	0.88
8:CD:131:SER:HA	2:B4:134:ASP:HB2	1.53	0.88
10:e1:68:GLU:OE2	10:e1:71:ASP:O	1.90	0.88

Continued on next page...

Continued from previous page...

Atom-1	Atom-2	Interatomic distance (Å)	Clash overlap (Å)
32:i2:151:GLY:HA3	33:i2:201:CYC:HMD1	1.53	0.88
1:B2:238:VAL:CG1	3:O4:79:ALA:HB3	2.03	0.88
31:b5:31:PHE:O	31:b5:35:LYS:HG3	1.73	0.88
31:f7:82:ASP:O	31:f7:86:ARG:HG3	1.73	0.88
6:aE:257:ARG:HH21	7:bE:498:VAL:HG22	1.15	0.88
31:fH:82:ASP:O	31:fH:86:ARG:HG3	1.73	0.88
31:jH:82:ASP:O	31:jH:86:ARG:HG3	1.73	0.88
1:BA:214:LYS:HD2	1:BA:214:LYS:N	1.86	0.88
1:BA:240:LEU:CD2	4:PB:67:ARG:NH2	2.35	0.88
4:YF:81:CYS:HA	33:YF:201:CYC:CHD	2.03	0.88
28:BL:139:MET:SD	28:BL:139:MET:N	2.45	0.88
3:IL:82:LEU:CD2	3:IL:85:LEU:HD12	2.02	0.88
31:h2:56:ALA:O	31:h2:60:TYR:CD2	2.26	0.88
31:j6:82:ASP:O	31:j6:86:ARG:HG3	1.73	0.88
1:B6:203:VAL:O	3:uB:77:MET:HE2	1.73	0.88
31:h9:56:ALA:O	31:h9:60:TYR:CD2	2.26	0.88
10:eD:68:GLU:OE2	10:eD:71:ASP:O	1.90	0.88
43:cE:515:BCR:H323	13:iE:24:LEU:HD11	1.54	0.88
24:VD:151:ARG:HG3	24:VD:154:GLN:CB	1.99	0.88
4:IF:56:VAL:O	4:IF:61:LEU:HD22	1.72	0.88
28:BG:119:THR:HB	4:MG:151:ILE:HD11	0.99	0.88
32:c2:41:VAL:O	32:c2:45:THR:HG23	1.72	0.88
32:i2:12:ALA:HB2	32:i2:19:LEU:HD23	1.52	0.88
31:b6:31:PHE:O	31:b6:35:LYS:HG3	1.73	0.88
31:h7:56:ALA:O	31:h7:60:TYR:CD2	2.26	0.88
1:B7:220:ASN:OD1	3:oB:56:ASN:CG	2.15	0.88
31:l9:87:ASP:O	31:l9:91:TYR:HD2	1.55	0.88
31:bC:82:ASP:O	31:bC:86:ARG:HG3	1.73	0.88
6:aD:267:ASN:HB2	9:dD:235:PHE:HD2	1.37	0.88
43:cD:515:BCR:H323	13:iD:24:LEU:HD11	1.54	0.88
31:lH:87:ASP:O	31:lH:91:TYR:HD2	1.55	0.88
2:CB:721:LEU:HD11	4:xB:154:ASP:CB	2.03	0.88
4:TB:62:TYR:HD1	1:B9:239:ALA:CB	1.72	0.88
6:AD:210:LEU:HD11	45:DD:401:PHO:C2D	2.02	0.88
7:BE:495:PHE:HB2	7:BE:503:THR:CB	2.02	0.88
3:XF:83:ARG:HB3	1:BH:211:LYS:HD3	1.53	0.88
1:BH:209:GLN:O	1:BH:209:GLN:NE2	2.06	0.88
3:XK:83:ARG:NH1	33:XK:201:CYC:O2A	2.07	0.88
3:IL:112:VAL:CG1	3:IL:116:TYR:HE2	1.63	0.88
9:D1:348:ARG:HH21	24:V1:159:LYS:HG3	1.31	0.88
31:f5:56:ALA:O	31:f5:60:TYR:CD2	2.25	0.88

Continued on next page...

Continued from previous page...

Atom-1	Atom-2	Interatomic distance (Å)	Clash overlap (Å)
31:l5:87:ASP:O	31:l5:91:TYR:HD2	1.55	0.88
31:f7:56:ALA:O	31:f7:60:TYR:CD2	2.25	0.88
1:B9:203:VAL:HG12	3:oB:77:MET:CE	2.04	0.88
31:lA:87:ASP:O	31:lA:91:TYR:HD2	1.55	0.88
6:aE:136:ARG:C	13:iE:32:PRO:CG	2.46	0.88
7:bE:497:LYS:HD3	7:bE:500:ASP:HB2	1.55	0.88
31:dH:31:PHE:O	31:dH:35:LYS:HG3	1.73	0.88
31:jI:82:ASP:O	31:jI:86:ARG:HG3	1.73	0.88
32:cJ:41:VAL:O	32:cJ:45:THR:HG23	1.72	0.88
4:WB:63:SER:O	4:WB:67:ARG:HG2	1.72	0.88
9:DD:95:PRO:HG3	12:HD:52:SER:HA	1.54	0.88
21:SD:11:UNK:O	21:SD:13:UNK:N	2.07	0.88
21:SE:11:UNK:O	21:SE:13:UNK:N	2.07	0.88
1:BJ:226:LYS:HG2	3:4G:66:VAL:HG13	1.53	0.88
31:b2:31:PHE:O	31:b2:35:LYS:HG3	1.73	0.88
31:b5:82:ASP:O	31:b5:86:ARG:HG3	1.73	0.88
32:e6:120:LEU:C	1:B6:170:ARG:NH2	2.30	0.88
31:j7:17:ARG:O	32:k7:95:TYR:OH	1.92	0.88
31:dC:31:PHE:O	31:dC:35:LYS:HG3	1.73	0.88
31:hH:56:ALA:O	31:hH:60:TYR:CD2	2.26	0.88
31:hH:84:CYS:HG	33:hH:201:CYC:HAC2	1.31	0.88
31:lI:61:ASN:ND2	31:bJ:70:GLN:NE2	2.21	0.88
1:BA:13:SER:OG	32:eA:116:THR:HG21	1.72	0.88
2:CB:85:LEU:HD12	2:CB:86:GLU:CA	2.04	0.88
6:AE:210:LEU:CD1	45:DE:401:PHO:ND	2.18	0.88
1:BJ:226:LYS:CG	3:4G:66:VAL:HG13	2.03	0.88
45:a1:413:PHO:C7	45:a1:413:PHO:C8	2.52	0.88
21:S1:11:UNK:O	21:S1:13:UNK:N	2.07	0.88
4:x4:154:ASP:CB	2:C4:721:LEU:HD13	1.94	0.88
32:g6:151:GLY:CA	33:g6:201:CYC:CMD	2.44	0.88
1:B8:209:GLN:NE2	1:B8:209:GLN:O	2.06	0.88
1:B9:203:VAL:HG22	3:oB:73:TYR:CD2	2.09	0.88
1:B9:203:VAL:O	3:oB:77:MET:CE	2.22	0.88
8:cD:255:GLY:C	8:cD:257:ALA:N	2.20	0.88
13:iD:15:PHE:HE1	43:iD:102:BCR:C33	1.70	0.88
31:fJ:82:ASP:O	31:fJ:86:ARG:HG3	1.73	0.88
21:SD:12:UNK:O	21:SD:13:UNK:C	2.22	0.88
28:BL:124:PRO:HB2	4:JL:135:GLU:OE1	1.73	0.88
9:D1:88:SER:HB2	10:E1:69:ARG:HH22	1.38	0.88
8:c1:266:LEU:O	8:c1:267:SER:C	2.14	0.88
31:d2:31:PHE:O	31:d2:35:LYS:HG3	1.73	0.88

Continued on next page...

Continued from previous page...

Atom-1	Atom-2	Interatomic distance (Å)	Clash overlap (Å)
1:B2:205:ARG:CD	1:B2:207:VAL:HG12	2.03	0.88
31:b3:84:CYS:HB2	33:b3:201:CYC:CAC	2.04	0.88
31:l5:91:TYR:CE2	31:l5:129:TYR:CD1	2.61	0.88
1:B9:205:ARG:CD	1:B9:207:VAL:HG12	2.03	0.88
31:fC:82:ASP:O	31:fC:86:ARG:HG3	1.73	0.88
6:aD:136:ARG:C	13:iD:32:PRO:CG	2.46	0.88
31:bH:82:ASP:O	31:bH:86:ARG:HG3	1.73	0.88
31:lH:126:PRO:HD2	31:lH:127:SER:H	1.39	0.88
31:jI:17:ARG:O	32:kI:95:TYR:OH	1.92	0.88
31:jJ:82:ASP:O	31:jJ:86:ARG:HG3	1.73	0.88
29:gK:148:GLU:OE1	29:gK:148:GLU:N	2.06	0.88
2:CB:85:LEU:CD1	2:CB:86:GLU:C	2.43	0.88
1:BC:215:ALA:HB1	3:u4:79:ALA:CB	2.04	0.88
6:AD:190:HIS:CB	8:CD:398:ILE:CD1	2.45	0.88
9:D1:95:PRO:HG3	12:H1:52:SER:HA	1.54	0.88
16:l1:12:VAL:HG22	17:m1:28:GLN:HE22	1.28	0.88
21:S1:12:UNK:O	21:S1:13:UNK:C	2.22	0.88
31:j2:82:ASP:O	31:j2:86:ARG:HG3	1.73	0.88
31:h5:56:ALA:O	31:h5:60:TYR:CD2	2.26	0.88
31:j5:126:PRO:HD2	31:j5:127:SER:H	1.39	0.88
31:h6:56:ALA:O	31:h6:60:TYR:CD2	2.26	0.88
1:B6:205:ARG:CD	1:B6:207:VAL:HG12	2.03	0.88
1:B6:212:GLN:NE2	1:B6:212:GLN:O	2.07	0.88
31:b7:84:CYS:HB2	33:b7:201:CYC:CAC	2.04	0.88
1:B7:203:VAL:HG22	3:wB:77:MET:HE1	0.90	0.88
31:l8:87:ASP:O	31:l8:91:TYR:HD2	1.55	0.88
31:j9:126:PRO:HD2	31:j9:127:SER:H	1.39	0.88
31:dA:126:PRO:HD2	31:dA:127:SER:H	1.39	0.88
31:jC:82:ASP:O	31:jC:86:ARG:HG3	1.73	0.88
7:bD:497:LYS:HD3	7:bD:500:ASP:HB2	1.55	0.88
4:IF:83:ARG:NH2	2:C4:583:ILE:HD11	1.86	0.88
3:JF:107:ILE:HD11	2:C4:549:VAL:HG23	1.56	0.88
28:BG:113:GLU:HG2	4:MG:36:LEU:HB3	0.90	0.88
3:JK:52:LYS:HZ2	1:B8:228:VAL:CB	1.81	0.88
3:NL:73:TYR:OH	1:B5:195:PRO:O	1.89	0.88
8:C1:196:ILE:HG23	8:C1:197:PHE:H	1.14	0.88
8:c1:259:LEU:HD12	36:c1:510:CLA:CHD	2.04	0.88
31:d3:126:PRO:HD2	31:d3:127:SER:H	1.39	0.88
31:l3:91:TYR:CE2	31:l3:129:TYR:CD1	2.61	0.88
32:i6:151:GLY:HA3	33:i6:201:CYC:HMD1	1.53	0.88
31:b8:82:ASP:O	31:b8:86:ARG:HG3	1.73	0.88

Continued on next page...

Continued from previous page...

Atom-1	Atom-2	Interatomic distance (Å)	Clash overlap (Å)
31:j9:82:ASP:O	31:j9:86:ARG:HG3	1.73	0.88
31:lA:91:TYR:CE2	31:lA:129:TYR:CD1	2.61	0.88
31:hC:84:CYS:HB2	33:hC:201:CYC:HAC1	1.56	0.88
31:lC:91:TYR:CE2	31:lC:129:TYR:CD1	2.61	0.88
8:cD:192:ASN:HB2	40:cD:501:LMT:C6'	2.02	0.88
31:bJ:84:CYS:HB2	33:bJ:201:CYC:CAC	2.04	0.88
31:lJ:87:ASP:O	31:lJ:91:TYR:HD2	1.55	0.88
2:BB:460:ILE:HD13	2:BB:483:ARG:NH2	1.89	0.87
7:BE:62:VAL:HG21	36:BE:605:CLA:O1D	1.74	0.87
8:CE:122:ARG:HD3	27:ZE:33:TRP:CZ3	2.07	0.87
3:IG:59:PHE:CD1	3:IG:66:VAL:HG23	2.08	0.87
30:VL:109:LEU:HD11	30:VL:159:ALA:CB	2.05	0.87
6:a1:267:ASN:HB2	9:d1:235:PHE:HD2	1.37	0.87
31:d2:126:PRO:HD2	31:d2:127:SER:H	1.39	0.87
1:B2:212:GLN:N	1:B2:212:GLN:OE1	2.07	0.87
31:h3:84:CYS:HB2	33:h3:201:CYC:HAC1	1.56	0.87
31:d5:126:PRO:HD2	31:d5:127:SER:H	1.39	0.87
31:h7:84:CYS:HG	33:h7:201:CYC:HAC2	0.89	0.87
31:f8:126:PRO:HD2	31:f8:127:SER:H	1.39	0.87
32:mC:41:VAL:O	32:mC:45:THR:HG23	1.72	0.87
13:iE:15:PHE:HE1	43:iE:102:BCR:H332	0.80	0.87
31:lJ:91:TYR:CE2	31:lJ:129:TYR:CD1	2.61	0.87
29:gK:135:LYS:HB2	29:gK:157:PHE:CB	2.04	0.87
2:BB:123:GLY:CA	12:HD:21:VAL:N	2.37	0.87
33:VB:201:CYC:HHA	4:aB:62:TYR:HE1	1.34	0.87
1:BC:23:VAL:HG21	31:fC:112:ILE:HB	1.53	0.87
28:BG:124:PRO:HB2	4:JG:135:GLU:OE1	1.73	0.87
1:BJ:236:THR:HB	3:4G:83:ARG:HD2	1.55	0.87
28:EK:137:MET:HE1	3:ZK:83:ARG:CG	2.04	0.87
29:QL:135:LYS:HE3	29:QL:154:GLU:OE1	1.74	0.87
7:B1:71:VAL:HG22	7:B1:93:PHE:HE1	1.37	0.87
7:b1:62:VAL:HG21	36:b1:607:CLA:O1D	1.74	0.87
39:d1:411:LMG:C6	11:f1:40:GLN:NE2	2.36	0.87
31:b2:126:PRO:HD2	31:b2:127:SER:H	1.40	0.87
31:f3:126:PRO:HD2	31:f3:127:SER:H	1.39	0.87
31:j5:17:ARG:O	32:k5:95:TYR:OH	1.92	0.87
31:b9:82:ASP:O	31:b9:86:ARG:HG3	1.73	0.87
32:g9:151:GLY:CA	33:g9:201:CYC:CMD	2.44	0.87
31:l9:91:TYR:CE2	31:l9:129:TYR:CD1	2.61	0.87
1:B9:206:PHE:C	4:tB:62:TYR:HD2	1.82	0.87
31:jC:17:ARG:O	32:kC:95:TYR:OH	1.92	0.87

Continued on next page...

Continued from previous page...

Atom-1	Atom-2	Interatomic distance (Å)	Clash overlap (Å)
39:dD:411:LMG:C6	11:fD:40:GLN:NE2	2.36	0.87
6:aE:257:ARG:NE	7:bE:498:VAL:CG2	2.37	0.87
13:iE:15:PHE:HE1	43:iE:102:BCR:C33	1.70	0.87
9:DD:88:SER:HB2	10:ED:69:ARG:HH22	1.38	0.87
1:BJ:209:GLN:NE2	1:BJ:209:GLN:O	2.06	0.87
3:o4:83:ARG:HE	3:o4:84:ASP:CA	1.86	0.87
2:C4:85:LEU:HD12	2:C4:86:GLU:CA	2.04	0.87
32:e6:116:THR:HG21	1:B6:13:SER:OG	1.75	0.87
31:jA:17:ARG:O	32:kA:95:TYR:OH	1.92	0.87
31:fC:126:PRO:HD2	31:fC:127:SER:H	1.39	0.87
6:aE:97:TRP:CG	13:iE:5:LYS:CB	2.58	0.87
8:cE:263:LEU:CD1	8:cE:428:HIS:CB	2.52	0.87
31:bH:31:PHE:O	31:bH:35:LYS:HG3	1.73	0.87
32:iI:151:GLY:HA3	33:iI:201:CYC:HMD1	1.53	0.87
7:BE:498:VAL:CG2	9:DE:135:LEU:HB3	2.03	0.87
3:IG:69:GLY:N	3:IG:73:TYR:CZ	2.39	0.87
1:BH:13:SER:OG	32:eH:116:THR:HG21	1.75	0.87
4:YK:72:MET:CE	4:YK:81:CYS:SG	2.62	0.87
3:IL:29:PHE:HD2	3:IL:36:ARG:NH1	1.71	0.87
43:c1:515:BCR:H323	13:i1:24:LEU:HD11	1.54	0.87
32:i2:155:ALA:O	32:i2:158:SER:OG	1.93	0.87
32:e3:151:GLY:HA3	33:e3:202:CYC:CMD	2.05	0.87
2:C4:151:ASN:CB	8:cE:125:GLU:CD	2.48	0.87
32:e9:116:THR:HG21	1:B9:13:SER:OG	1.75	0.87
31:l9:126:PRO:HD2	31:l9:127:SER:H	1.39	0.87
33:gA:302:CYC:HMB2	31:jA:148:VAL:HG11	1.53	0.87
6:aD:35:ILE:HG21	13:iD:18:LEU:HD23	1.54	0.87
11:fD:8:GLN:NE2	11:fD:9:PRO:HD2	1.88	0.87
39:dE:411:LMG:C2	11:fE:40:GLN:NE2	2.38	0.87
3:kF:2:SER:N	3:kF:5:THR:HG1	1.72	0.87
31:bI:84:CYS:HB2	33:bI:201:CYC:CAC	2.04	0.87
31:jI:126:PRO:HD2	31:jI:127:SER:H	1.39	0.87
31:lI:91:TYR:CE2	31:lI:129:TYR:CD1	2.61	0.87
31:fJ:126:PRO:HD2	31:fJ:127:SER:H	1.39	0.87
7:BE:71:VAL:HG22	7:BE:93:PHE:HE1	1.37	0.87
4:LG:79:ALA:HB1	2:B4:502:ILE:HD11	1.53	0.87
3:IL:59:PHE:CD1	3:IL:66:VAL:HG23	2.09	0.87
8:C1:192:ASN:OD1	40:C1:520:LMT:C4'	2.22	0.87
6:a1:136:ARG:C	13:i1:32:PRO:CG	2.46	0.87
1:B5:235:VAL:CG1	3:4L:79:ALA:HB3	2.03	0.87
31:b5:126:PRO:HD2	31:b5:127:SER:H	1.40	0.87

Continued on next page...

Continued from previous page...

Atom-1	Atom-2	Interatomic distance (Å)	Clash overlap (Å)
31:l6:126:PRO:HD2	31:l6:127:SER:H	1.39	0.87
32:e8:151:GLY:HA3	33:e8:202:CYC:CMD	2.05	0.87
31:bA:84:CYS:HB2	33:bA:201:CYC:CAC	2.04	0.87
31:bJ:82:ASP:O	31:bJ:86:ARG:HG3	1.73	0.87
29:gK:137:LEU:O	29:gK:140:GLU:N	2.07	0.87
7:BD:62:VAL:HG21	36:BD:605:CLA:O1D	1.74	0.87
12:HE:23:PRO:HD3	2:B4:125:PHE:CB	2.04	0.87
3:IG:104:ILE:HG21	3:IG:156:LEU:HD11	0.89	0.87
1:BI:205:ARG:CD	1:BI:207:VAL:HG12	2.03	0.87
31:f2:113:ALA:HB1	1:B2:22:GLU:HA	1.57	0.87
32:i2:82:CYS:HG	33:i2:202:CYC:HAC2	1.39	0.87
31:b5:84:CYS:HB2	33:b5:201:CYC:CAC	2.04	0.87
32:m5:153:CYS:HG	33:m5:201:CYC:HAC2	1.40	0.87
31:b6:84:CYS:HB2	33:b6:201:CYC:CAC	2.04	0.87
32:e6:151:GLY:HA3	33:e6:202:CYC:CMD	2.05	0.87
32:i6:155:ALA:O	32:i6:158:SER:OG	1.93	0.87
31:b8:31:PHE:O	31:b8:35:LYS:HG3	1.73	0.87
31:h8:56:ALA:O	31:h8:60:TYR:CD2	2.26	0.87
31:hA:84:CYS:SG	33:hA:201:CYC:HAC1	2.10	0.87
32:mA:153:CYS:HG	33:mA:201:CYC:HAC2	1.27	0.87
6:aD:257:ARG:CZ	7:bD:498:VAL:CG2	2.52	0.87
39:dD:411:LMG:C2	11:fD:40:GLN:NE2	2.38	0.87
31:hH:126:PRO:HD2	31:hH:127:SER:H	1.39	0.87
32:iH:82:CYS:HG	33:iH:202:CYC:HAC2	1.34	0.87
31:bJ:32:ARG:CB	31:hJ:32:ARG:NH1	2.38	0.87
1:BA:215:ALA:HB1	3:uB:79:ALA:CB	2.04	0.87
8:CD:122:ARG:HD3	27:ZD:33:TRP:CZ3	2.07	0.87
8:CE:13:ARG:CD	36:CE:513:CLA:CED	2.43	0.87
9:DE:88:SER:HB2	10:EE:69:ARG:HH22	1.38	0.87
21:SE:42:UNK:HA	21:SE:49:UNK:CB	2.03	0.87
3:XK:83:ARG:HE	3:XK:87:TYR:HE2	1.20	0.87
4:YK:81:CYS:HA	33:YK:201:CYC:CHD	2.04	0.87
8:c1:60:SER:HA	15:k1:10:LEU:CB	2.03	0.87
2:B4:82:LEU:O	2:B4:82:LEU:HD12	1.75	0.87
1:B8:13:SER:OG	32:e8:116:THR:HG21	1.75	0.87
31:lC:126:PRO:HD2	31:lC:127:SER:H	1.39	0.87
6:aD:97:TRP:CG	13:iD:5:LYS:CB	2.58	0.87
32:eH:151:GLY:HA3	33:eH:202:CYC:CMD	2.05	0.87
31:fH:126:PRO:HD2	31:fH:127:SER:H	1.39	0.87
32:gI:151:GLY:HA3	33:gI:302:CYC:HMD1	1.57	0.87
32:iJ:155:ALA:O	32:iJ:158:SER:OG	1.93	0.87

Continued on next page...

Continued from previous page...

Atom-1	Atom-2	Interatomic distance (Å)	Clash overlap (Å)
21:SD:42:UNK:HA	21:SD:49:UNK:CB	2.03	0.87
28:EF:137:MET:HE1	3:ZF:83:ARG:CG	2.04	0.87
28:BG:136:ASN:CG	29:QG:65:GLU:HB2	1.99	0.87
3:IG:29:PHE:CE1	3:IG:36:ARG:NH1	2.43	0.87
32:e2:151:GLY:HA3	33:e2:202:CYC:CMD	2.05	0.87
32:g5:151:GLY:CA	33:g5:201:CYC:CMD	2.44	0.87
31:f6:126:PRO:HD2	31:f6:127:SER:H	1.39	0.87
31:b7:31:PHE:O	31:b7:35:LYS:HG3	1.73	0.87
31:b7:126:PRO:HD2	31:b7:127:SER:H	1.40	0.87
32:eA:151:GLY:HA3	33:eA:202:CYC:CMD	2.05	0.87
31:hC:126:PRO:HD2	31:hC:127:SER:H	1.39	0.87
8:cD:60:SER:HA	15:kD:10:LEU:CB	2.03	0.87
29:gF:135:LYS:HB2	29:gF:157:PHE:CB	2.04	0.87
31:jJ:17:ARG:O	32:kJ:95:TYR:OH	1.92	0.87
6:AD:301:ASN:HD21	8:CD:394:VAL:CG1	1.88	0.87
7:BD:71:VAL:HG22	7:BD:93:PHE:HE1	1.37	0.87
18:OD:55:ARG:CD	18:OD:167:SER:OG	2.22	0.87
6:AE:301:ASN:HD21	8:CE:394:VAL:CG1	1.88	0.87
30:VG:109:LEU:HD11	30:VG:159:ALA:CB	2.05	0.87
1:BH:22:GLU:HA	31:fH:113:ALA:HB1	1.57	0.87
7:B1:498:VAL:CG2	9:D1:135:LEU:HB3	2.03	0.87
39:d1:411:LMG:C2	11:f1:40:GLN:NE2	2.38	0.87
31:b2:84:CYS:HB2	33:b2:201:CYC:CAC	2.04	0.87
2:C4:85:LEU:CD1	2:C4:86:GLU:C	2.43	0.87
1:B5:22:GLU:HA	31:f5:113:ALA:HB1	1.57	0.87
31:f6:113:ALA:HB1	1:B6:22:GLU:HA	1.57	0.87
1:B8:22:GLU:HA	31:f8:113:ALA:HB1	1.57	0.87
31:d9:126:PRO:HD2	31:d9:127:SER:H	1.39	0.87
32:i9:155:ALA:O	32:i9:158:SER:OG	1.93	0.87
31:fA:126:PRO:HD2	31:fA:127:SER:H	1.40	0.87
31:hA:84:CYS:HB2	33:hA:201:CYC:HAC1	1.56	0.87
4:aB:67:ARG:H	4:aB:68:PRO:HD2	1.39	0.87
32:eC:151:GLY:HA3	33:eC:202:CYC:CMD	2.05	0.87
6:aD:35:ILE:HG21	13:iD:18:LEU:HD21	1.56	0.87
8:cD:191:LEU:CD1	40:cD:501:LMT:H62	1.96	0.87
31:dI:126:PRO:HD2	31:dI:127:SER:H	1.39	0.87
32:eI:151:GLY:HA3	33:eI:202:CYC:CMD	2.05	0.87
3:kK:2:SER:N	3:kK:5:THR:HG1	1.73	0.87
1:BA:226:LYS:O	1:BA:226:LYS:NZ	2.08	0.86
2:CB:153:SER:OG	8:cD:126:VAL:HG12	1.75	0.86
2:CB:460:ILE:HD13	2:CB:483:ARG:NH2	1.89	0.86

Continued on next page...

Continued from previous page...

Atom-1	Atom-2	Interatomic distance (Å)	Clash overlap (Å)
1:BI:13:SER:OG	32:eI:116:THR:HG21	1.75	0.86
6:A1:135:TYR:CE1	13:I1:31:ASN:CB	2.53	0.86
8:c1:99:PHE:HZ	15:k1:14:TYR:HE2	0.87	0.86
13:i1:30:ARG:HH21	13:i1:30:ARG:CB	1.87	0.86
21:S1:42:UNK:HA	21:S1:49:UNK:CB	2.04	0.86
31:h3:126:PRO:HD2	31:h3:127:SER:H	1.40	0.86
31:h5:126:PRO:HD2	31:h5:127:SER:H	1.40	0.86
31:d6:126:PRO:HD2	31:d6:127:SER:H	1.39	0.86
33:g6:202:CYC:O1A	1:B6:58:HIS:HB2	1.75	0.86
31:bI:32:ARG:CB	31:hI:32:ARG:NH1	2.38	0.86
4:OG:121:VAL:CG1	33:OG:201:CYC:NC	2.38	0.86
28:EK:140:PHE:CZ	3:ZK:83:ARG:HG3	2.00	0.86
6:A1:190:HIS:CB	8:C1:398:ILE:CD1	2.45	0.86
6:A1:301:ASN:HD21	8:C1:394:VAL:CG1	1.88	0.86
8:C1:122:ARG:HD3	27:Z1:33:TRP:CZ3	2.07	0.86
6:a1:35:ILE:HG21	13:i1:18:LEU:HD21	1.56	0.86
7:b1:497:LYS:HD3	7:b1:500:ASP:HB2	1.55	0.86
8:c1:448:ARG:HD2	9:d1:223:PHE:CD2	2.09	0.86
43:c1:515:BCR:HC21	13:i1:24:LEU:CG	2.05	0.86
10:e1:67:THR:H	10:e1:75:GLN:HE22	1.19	0.86
31:j2:17:ARG:O	32:k2:95:TYR:OH	1.92	0.86
1:B3:226:LYS:O	1:B3:226:LYS:NZ	2.08	0.86
32:i5:155:ALA:O	32:i5:158:SER:OG	1.93	0.86
31:b6:84:CYS:SG	33:b6:201:CYC:HAC2	2.16	0.86
31:b7:84:CYS:SG	33:b7:201:CYC:HAC2	2.16	0.86
31:j7:82:ASP:O	31:j7:86:ARG:HG3	1.73	0.86
31:d8:126:PRO:HD2	31:d8:127:SER:H	1.39	0.86
32:g8:151:GLY:CA	33:g8:201:CYC:CMD	2.44	0.86
1:B9:240:LEU:HD12	1:B9:240:LEU:H	1.40	0.86
31:bA:82:ASP:O	31:bA:86:ARG:HG3	1.73	0.86
31:hA:126:PRO:HD2	31:hA:127:SER:H	1.40	0.86
31:dC:126:PRO:HD2	31:dC:127:SER:H	1.39	0.86
8:cD:226:TRP:CH2	40:cD:501:LMT:C10	2.58	0.86
31:lI:57:GLN:HB3	31:bJ:70:GLN:NE2	1.90	0.86
2:BB:82:LEU:HD12	2:BB:82:LEU:O	1.75	0.86
2:CB:536:SER:CB	5:NK:28:THR:HG21	2.05	0.86
7:BD:498:VAL:CG2	9:DD:135:LEU:HB3	2.03	0.86
1:BI:58:HIS:HB2	33:gI:301:CYC:O1A	1.75	0.86
1:BI:211:LYS:HA	1:BI:211:LYS:CE	2.03	0.86
3:IL:104:ILE:HG21	3:IL:156:LEU:HD11	0.89	0.86
3:NL:75:GLU:CD	1:B5:197:VAL:HG21	2.00	0.86

Continued on next page...

Continued from previous page...

Atom-1	Atom-2	Interatomic distance (Å)	Clash overlap (Å)
6:a1:35:ILE:HG21	13:i1:18:LEU:HD23	1.54	0.86
13:i1:35:ARG:HG3	13:i1:35:ARG:HH11	1.40	0.86
31:j3:126:PRO:HD2	31:j3:127:SER:H	1.39	0.86
1:B3:239:ALA:HB3	4:W4:62:TYR:CG	2.09	0.86
2:B4:460:ILE:HD13	2:B4:483:ARG:NH2	1.89	0.86
31:j6:17:ARG:O	32:k6:95:TYR:OH	1.92	0.86
1:B6:239:ALA:HB2	4:aB:62:TYR:CD2	2.10	0.86
31:j8:17:ARG:O	32:k8:95:TYR:OH	1.92	0.86
31:l8:126:PRO:HD2	31:l8:127:SER:H	1.39	0.86
32:e9:151:GLY:HA3	33:e9:202:CYC:CMD	2.05	0.86
31:f9:82:ASP:O	31:f9:86:ARG:HG3	1.73	0.86
31:f9:126:PRO:HD2	31:f9:127:SER:H	1.39	0.86
31:bA:32:ARG:CB	31:hA:32:ARG:NH1	2.38	0.86
31:jC:126:PRO:HD2	31:jC:127:SER:H	1.39	0.86
6:aD:257:ARG:NH2	7:bD:498:VAL:HG21	1.87	0.86
8:cD:448:ARG:HD2	9:dD:223:PHE:CD2	2.09	0.86
43:cD:515:BCR:HC21	13:iD:24:LEU:CG	2.05	0.86
43:cE:515:BCR:HC21	13:iE:24:LEU:CG	2.05	0.86
10:eE:68:GLU:OE2	10:eE:71:ASP:C	2.18	0.86
13:iE:30:ARG:CB	13:iE:30:ARG:HH21	1.87	0.86
31:dH:126:PRO:HD2	31:dH:127:SER:H	1.39	0.86
32:gH:151:GLY:CA	33:gH:201:CYC:CMD	2.44	0.86
2:CB:549:VAL:HG23	3:JK:107:ILE:HD11	1.55	0.86
1:BC:226:LYS:O	1:BC:226:LYS:NZ	2.08	0.86
1:BC:230:ARG:HH12	32:cI:10:SER:HB2	1.22	0.86
18:OD:56:GLY:HA2	18:oE:170:PHE:CZ	2.10	0.86
3:JK:52:LYS:HZ1	1:B8:228:VAL:CB	1.85	0.86
8:c1:99:PHE:CE2	15:k1:14:TYR:CE2	2.60	0.86
4:a4:67:ARG:H	4:a4:68:PRO:HD2	1.39	0.86
2:B4:120:ARG:O	2:B4:120:ARG:NH1	2.08	0.86
31:l5:126:PRO:HD2	31:l5:127:SER:H	1.39	0.86
31:b8:32:ARG:CB	31:h8:32:ARG:NH1	2.38	0.86
31:bC:84:CYS:HB2	33:bC:201:CYC:CAC	2.04	0.86
29:gF:137:LEU:O	29:gF:140:GLU:N	2.07	0.86
32:iH:155:ALA:O	32:iH:158:SER:OG	1.93	0.86
31:jH:17:ARG:O	32:kH:95:TYR:OH	1.92	0.86
31:fI:126:PRO:HD2	31:fI:127:SER:H	1.39	0.86
32:iI:155:ALA:O	32:iI:158:SER:OG	1.93	0.86
1:BC:211:LYS:HA	1:BC:211:LYS:HZ1	1.36	0.86
8:CD:308:ASP:OD2	8:CD:327:TYR:OH	1.92	0.86
28:EK:122:LEU:H	28:EK:122:LEU:HD12	1.39	0.86

Continued on next page...

Continued from previous page...

Atom-1	Atom-2	Interatomic distance (Å)	Clash overlap (Å)
3:IL:69:GLY:N	3:IL:73:TYR:CZ	2.39	0.86
4:OL:121:VAL:CG1	33:OL:201:CYC:NC	2.38	0.86
24:V1:151:ARG:HG3	24:V1:154:GLN:CB	1.99	0.86
31:b2:32:ARG:CB	31:h2:32:ARG:NH1	2.38	0.86
32:e2:116:THR:HG21	1:B2:13:SER:OG	1.75	0.86
4:x4:154:ASP:CB	2:C4:721:LEU:HD11	2.03	0.86
4:z4:1:MET:CG	2:B4:737:GLN:HE21	1.77	0.86
31:h5:84:CYS:HB2	33:h5:201:CYC:HAC1	1.56	0.86
31:b8:126:PRO:HD2	31:b8:127:SER:H	1.40	0.86
32:i8:155:ALA:O	32:i8:158:SER:OG	1.93	0.86
32:k8:91:ARG:O	32:k8:95:TYR:HD2	1.59	0.86
32:e9:120:LEU:C	1:B9:170:ARG:NH2	2.30	0.86
32:g9:151:GLY:HA3	33:g9:201:CYC:HMD1	1.57	0.86
31:j9:17:ARG:O	32:k9:95:TYR:OH	1.92	0.86
31:bA:84:CYS:SG	33:bA:201:CYC:HAC2	2.16	0.86
3:sB:4:VAL:CG2	3:sB:26:ILE:HG23	2.06	0.86
7:bD:62:VAL:HG21	36:bD:607:CLA:O1D	1.74	0.86
8:cD:99:PHE:HZ	15:kD:14:TYR:HE2	0.87	0.86
9:dD:89:LEU:CB	9:dD:91:PHE:HE1	1.68	0.86
10:eD:68:GLU:OE2	10:eD:71:ASP:C	2.18	0.86
11:fD:36:ILE:HG22	14:jD:27:PHE:CE1	2.10	0.86
8:cE:60:SER:HA	15:kE:10:LEU:CB	2.03	0.86
31:bH:32:ARG:CB	31:hH:32:ARG:NH1	2.38	0.86
31:hH:84:CYS:HB2	33:hH:201:CYC:HAC1	1.56	0.86
2:CB:774:LYS:HD2	2:CB:774:LYS:H	1.40	0.86
8:CE:308:ASP:OD2	8:CE:327:TYR:OH	1.92	0.86
4:OL:121:VAL:HG11	33:OL:201:CYC:NC	1.90	0.86
8:C1:308:ASP:OD2	8:C1:327:TYR:OH	1.92	0.86
36:c1:506:CLA:HBA2	13:i1:23:PHE:CE2	2.11	0.86
11:f1:36:ILE:HG22	14:j1:27:PHE:CE1	2.10	0.86
31:l2:126:PRO:HD2	31:l2:127:SER:H	1.39	0.86
3:s4:4:VAL:CG2	3:s4:26:ILE:HG23	2.06	0.86
32:e7:151:GLY:HA3	33:e7:202:CYC:CMD	2.05	0.86
31:lC:87:ASP:O	31:lC:91:TYR:HD2	1.55	0.86
13:iD:23:PHE:CE2	36:iD:101:CLA:HBA2	2.11	0.86
13:iD:30:ARG:CB	13:iD:30:ARG:HH21	1.87	0.86
8:cE:251:PHE:CE1	43:cE:515:BCR:H313	2.10	0.86
8:cE:448:ARG:HD2	9:dE:223:PHE:CD2	2.09	0.86
11:fE:36:ILE:HG22	14:jE:27:PHE:CE1	2.10	0.86
13:iE:23:PHE:CE2	36:iE:101:CLA:HBA2	2.11	0.86
33:VB:201:CYC:HHA	4:aB:62:TYR:OH	1.73	0.86

Continued on next page...

Continued from previous page...

Atom-1	Atom-2	Interatomic distance (Å)	Clash overlap (Å)
7:BD:237:VAL:HG22	36:BD:611:CLA:HMD1	1.57	0.86
4:IF:57:ALA:N	4:IF:61:LEU:HD21	1.89	0.86
3:IG:54:ALA:HB3	3:IG:133:MET:SD	2.16	0.86
1:BJ:235:VAL:HG11	3:4G:79:ALA:HB1	1.57	0.86
28:BL:131:ARG:HB3	4:JL:62:TYR:CD2	2.09	0.86
3:IL:77:MET:HE3	33:IL:201:CYC:HAD1	1.58	0.86
7:B1:237:VAL:HG22	36:B1:611:CLA:HMD1	1.57	0.86
3:Q4:48:GLU:HG2	32:cI:114:ARG:NH1	1.89	0.86
31:h6:126:PRO:HD2	31:h6:127:SER:H	1.39	0.86
31:b8:84:CYS:SG	33:b8:201:CYC:HAC2	2.16	0.86
31:h8:126:PRO:HD2	31:h8:127:SER:H	1.40	0.86
4:aB:67:ARG:H	4:aB:68:PRO:HD3	1.40	0.86
31:bC:32:ARG:CB	31:hC:32:ARG:NH1	2.38	0.86
32:gC:151:GLY:CA	33:gC:302:CYC:CMD	2.44	0.86
8:cD:99:PHE:CE2	15:kD:14:TYR:CE2	2.60	0.86
30:mF:109:LEU:HD11	30:mF:159:ALA:CB	2.05	0.86
31:bJ:126:PRO:HD2	31:bJ:127:SER:H	1.40	0.86
8:CE:14:ASP:OD1	8:CE:17:SER:N	2.08	0.86
5:NF:28:THR:HG21	2:C4:536:SER:CB	2.06	0.86
1:BI:22:GLU:HA	31:fI:113:ALA:HB1	1.57	0.86
1:BJ:22:GLU:HA	31:fJ:113:ALA:HB1	1.57	0.86
28:BL:125:LYS:N	4:JL:135:GLU:OE2	2.08	0.86
7:B1:62:VAL:HG21	36:B1:605:CLA:O1D	1.74	0.86
6:a1:97:TRP:CG	13:i1:5:LYS:CB	2.58	0.86
33:g3:201:CYC:HMB2	31:j3:148:VAL:HG11	1.53	0.86
4:a4:62:TYR:CE1	33:V4:201:CYC:CHA	2.59	0.86
2:B4:84:PHE:HD1	2:B4:164:LEU:HD23	1.40	0.86
2:B4:549:VAL:HG21	3:4G:107:ILE:HD11	1.58	0.86
1:B5:13:SER:OG	32:e5:116:THR:HG21	1.75	0.86
1:B5:209:GLN:NE2	1:B5:209:GLN:O	2.06	0.86
32:g7:151:GLY:HA3	33:g7:201:CYC:HMD1	1.57	0.86
31:h7:84:CYS:HB2	33:h7:201:CYC:HAC1	1.56	0.86
31:b9:84:CYS:SG	33:b9:201:CYC:HAC2	2.16	0.86
31:b9:126:PRO:HD2	31:b9:127:SER:H	1.40	0.86
10:eD:67:THR:H	10:eD:75:GLN:HE22	1.19	0.86
31:jH:126:PRO:HD2	31:jH:127:SER:H	1.39	0.86
2:BB:721:LEU:HD11	4:rB:154:ASP:HB2	1.50	0.86
27:ZE:37:LYS:HD3	27:ZE:37:LYS:C	2.01	0.86
28:EF:134:GLY:HA2	28:EF:141:ARG:HH22	1.41	0.86
4:IF:83:ARG:HH22	2:C4:583:ILE:HD13	1.40	0.86
4:MF:15:GLN:HG3	4:7L:17:LYS:NZ	1.90	0.86

Continued on next page...

Continued from previous page...

Atom-1	Atom-2	Interatomic distance (Å)	Clash overlap (Å)
8:c1:251:PHE:CE1	43:c1:515:BCR:H313	2.10	0.86
33:g2:202:CYC:O1A	1:B2:58:HIS:HB2	1.75	0.86
31:h2:84:CYS:HB2	33:h2:201:CYC:HAC1	1.56	0.86
31:j2:126:PRO:HD2	31:j2:127:SER:H	1.39	0.86
1:B2:214:LYS:HB2	1:B2:214:LYS:NZ	1.83	0.86
31:b6:126:PRO:HD2	31:b6:127:SER:H	1.40	0.86
31:h9:84:CYS:SG	33:h9:201:CYC:HAC1	2.10	0.86
1:B9:205:ARG:O	4:tB:62:TYR:HE2	1.56	0.86
8:cE:99:PHE:CE2	15:kE:14:TYR:CE2	2.60	0.86
8:cE:266:LEU:O	8:cE:267:SER:C	2.14	0.86
13:iE:8:VAL:O	13:iE:11:VAL:HG13	1.76	0.86
4:hF:84:ASP:OD2	33:hF:201:CYC:HHB	1.75	0.86
31:bH:84:CYS:HB2	33:bH:201:CYC:CAC	2.04	0.86
31:bH:84:CYS:SG	33:bH:201:CYC:HAC2	2.16	0.86
31:hJ:84:CYS:HB2	33:hJ:201:CYC:HAC1	1.56	0.86
7:BE:237:VAL:HG22	36:BE:611:CLA:HMD1	1.57	0.86
28:EF:117:PHE:HE1	28:EF:118:ALA:C	1.79	0.86
3:IG:101:VAL:HG13	3:IG:155:TYR:HE2	1.35	0.86
28:EK:136:ASN:OD1	29:gK:64:PRO:CD	2.23	0.86
17:m1:27:ILE:HD13	17:m1:27:ILE:H	1.41	0.86
31:b3:84:CYS:SG	33:b3:201:CYC:HAC2	2.16	0.86
2:C4:148:ARG:HD3	8:cE:13:ARG:NH1	1.90	0.86
31:b6:32:ARG:CB	31:h6:32:ARG:NH1	2.38	0.86
31:h6:84:CYS:HB2	33:h6:201:CYC:HAC1	1.56	0.86
31:b9:84:CYS:HB2	33:b9:201:CYC:CAC	2.04	0.86
1:B9:205:ARG:O	4:tB:62:TYR:CE2	2.28	0.86
31:lA:126:PRO:HD2	31:lA:127:SER:H	1.39	0.86
4:aB:66:THR:HG23	4:aB:72:MET:O	1.73	0.86
31:bC:84:CYS:SG	33:bC:201:CYC:HAC2	2.16	0.86
31:bC:126:PRO:HD2	31:bC:127:SER:H	1.40	0.86
8:cE:263:LEU:HD13	8:cE:428:HIS:HB2	1.57	0.86
31:hI:126:PRO:HD2	31:hI:127:SER:H	1.40	0.86
28:EK:134:GLY:HA2	28:EK:141:ARG:HH22	1.41	0.85
3:IL:91:LEU:O	3:IL:104:ILE:CD1	2.24	0.85
1:B2:235:VAL:CG1	3:O4:82:LEU:CD2	2.50	0.85
32:e3:153:CYS:SG	33:e3:202:CYC:C3C	2.64	0.85
31:l3:87:ASP:O	31:l3:91:TYR:HD2	1.55	0.85
2:C4:774:LYS:HD2	2:C4:774:LYS:H	1.40	0.85
32:g6:151:GLY:HA3	33:g6:201:CYC:HMD1	1.57	0.85
31:b7:32:ARG:CB	31:h7:32:ARG:NH1	2.38	0.85
32:eC:153:CYS:SG	33:eC:202:CYC:C3C	2.64	0.85

Continued on next page...

Continued from previous page...

Atom-1	Atom-2	Interatomic distance (Å)	Clash overlap (Å)
13:iD:8:VAL:O	13:iD:11:VAL:HG13	1.76	0.85
17:mD:27:ILE:HD13	17:mD:27:ILE:H	1.41	0.85
32:kI:82:CYS:SG	33:kI:201:CYC:HAC1	2.16	0.85
8:CE:122:ARG:HD3	27:ZE:33:TRP:CE3	2.11	0.85
3:IG:4:VAL:HG11	3:IG:8:ILE:CD1	1.81	0.85
3:IG:77:MET:HE3	33:IG:201:CYC:HAD1	1.58	0.85
1:BJ:239:ALA:CB	4:1G:63:SER:HA	2.06	0.85
27:Z1:37:LYS:HD3	27:Z1:37:LYS:C	2.00	0.85
6:a1:39:PRO:CG	13:i1:15:PHE:CZ	2.59	0.85
32:e2:120:LEU:HA	1:B2:170:ARG:NH2	1.90	0.85
1:B2:211:LYS:HA	1:B2:211:LYS:CE	2.03	0.85
1:B3:212:GLN:CB	1:B3:213:PRO:CD	2.53	0.85
2:C4:731:VAL:O	2:C4:731:VAL:HG12	1.76	0.85
32:iA:155:ALA:O	32:iA:158:SER:OG	1.93	0.85
8:cE:99:PHE:HZ	15:kE:14:TYR:HE2	0.87	0.85
16:lE:12:VAL:CG2	17:mE:28:GLN:NE2	2.39	0.85
31:lI:126:PRO:HD2	31:lI:127:SER:H	1.39	0.85
32:eJ:153:CYS:SG	33:eJ:202:CYC:C3C	2.64	0.85
4:IF:57:ALA:HA	4:IF:61:LEU:HD21	1.57	0.85
28:EK:135:PRO:CG	28:EK:136:ASN:N	2.24	0.85
28:BL:134:GLY:HA2	28:BL:141:ARG:NH2	1.92	0.85
17:M1:32:ARG:NH2	17:m1:36:GLU:HG3	1.78	0.85
8:c1:251:PHE:CZ	43:c1:515:BCR:H313	2.11	0.85
32:e2:153:CYS:SG	33:e2:202:CYC:C3C	2.64	0.85
4:a4:62:TYR:CZ	33:V4:201:CYC:CAA	2.58	0.85
31:b5:84:CYS:SG	33:b5:201:CYC:HAC2	2.15	0.85
32:e5:151:GLY:HA3	33:e5:202:CYC:CMD	2.05	0.85
31:j6:126:PRO:HD2	31:j6:127:SER:H	1.39	0.85
1:B7:230:ARG:HH11	32:c9:10:SER:HB2	1.25	0.85
31:b8:84:CYS:HB2	33:b8:201:CYC:CAC	2.04	0.85
31:h9:84:CYS:HB2	33:h9:201:CYC:HAC1	1.56	0.85
32:k9:91:ARG:O	32:k9:95:TYR:HD2	1.59	0.85
13:iD:35:ARG:HG3	13:iD:35:ARG:HH11	1.40	0.85
15:kD:23:ILE:HD11	26:yD:72:LEU:CD1	2.07	0.85
16:lD:12:VAL:CG2	17:mD:28:GLN:NE2	2.39	0.85
31:bH:126:PRO:HD2	31:bH:127:SER:H	1.40	0.85
32:eJ:151:GLY:HA3	33:eJ:202:CYC:CMD	2.05	0.85
1:BA:212:GLN:CB	1:BA:213:PRO:CD	2.53	0.85
9:DE:102:THR:HG21	40:DE:413:LMT:C6'	2.05	0.85
21:SE:43:UNK:CB	8:cE:454:LEU:HB3	2.07	0.85
3:IG:105:GLU:CG	3:IG:155:TYR:CZ	2.58	0.85

Continued on next page...

Continued from previous page...

Atom-1	Atom-2	Interatomic distance (Å)	Clash overlap (Å)
1:BI:170:ARG:NH2	32:eI:120:LEU:HA	1.90	0.85
28:BL:127:THR:HG1	28:BL:129:ASN:HA	1.42	0.85
8:c1:263:LEU:CB	8:c1:428:HIS:HB2	2.01	0.85
32:c2:10:SER:CB	1:B3:230:ARG:HH11	1.88	0.85
31:b3:126:PRO:HD2	31:b3:127:SER:H	1.39	0.85
33:j3:202:CYC:HBC2	32:k3:153:CYS:CB	2.07	0.85
2:C4:251:VAL:HG22	2:C4:263:GLU:HG3	1.59	0.85
2:C4:460:ILE:HD13	2:C4:483:ARG:NH2	1.89	0.85
31:b5:32:ARG:CB	31:h5:32:ARG:NH1	2.38	0.85
33:j8:202:CYC:HBC2	32:k8:153:CYS:CB	2.07	0.85
32:e9:120:LEU:HA	1:B9:170:ARG:NH2	1.90	0.85
32:e9:153:CYS:SG	33:e9:202:CYC:C3C	2.64	0.85
32:gC:151:GLY:HA3	33:gC:302:CYC:HMD1	1.57	0.85
33:jC:202:CYC:HBC2	32:kC:153:CYS:CB	2.07	0.85
33:jI:202:CYC:HBC2	32:kI:153:CYS:CB	2.07	0.85
2:CB:153:SER:HB3	8:cD:126:VAL:HG12	1.53	0.85
1:BC:206:PHE:CD2	3:q4:76:GLU:CB	2.58	0.85
21:SD:43:UNK:CB	8:cD:454:LEU:HB3	2.07	0.85
28:EF:136:ASN:OD1	29:gF:64:PRO:CD	2.23	0.85
29:QG:135:LYS:HE3	29:QG:154:GLU:OE1	1.74	0.85
3:IL:54:ALA:HB3	3:IL:133:MET:SD	2.16	0.85
9:D1:102:THR:HG21	40:D1:412:LMT:C6'	2.05	0.85
10:e1:68:GLU:OE2	10:e1:71:ASP:C	2.18	0.85
13:i1:8:VAL:O	13:i1:11:VAL:HG13	1.76	0.85
4:a4:62:TYR:CZ	33:V4:201:CYC:HAA2	2.10	0.85
32:g5:145:PRO:HD2	31:f6:61:ASN:HB3	1.58	0.85
1:B6:205:ARG:CD	1:B6:207:VAL:CG1	2.55	0.85
1:B7:226:LYS:O	1:B7:226:LYS:NZ	2.08	0.85
31:h8:84:CYS:HB2	33:h8:201:CYC:HAC1	1.56	0.85
33:jA:202:CYC:HBC2	32:kA:153:CYS:CB	2.07	0.85
6:aD:39:PRO:CG	13:iD:15:PHE:CZ	2.59	0.85
33:jH:202:CYC:HBC2	32:kH:153:CYS:CB	2.07	0.85
30:mK:109:LEU:HD11	30:mK:159:ALA:CB	2.05	0.85
1:BA:218:PRO:CD	3:uB:75:GLU:OE1	2.24	0.85
28:BG:125:LYS:N	4:JG:135:GLU:OE2	2.08	0.85
28:BG:127:THR:OG1	28:BG:129:ASN:HA	1.75	0.85
4:OG:121:VAL:HG11	33:OG:201:CYC:NC	1.90	0.85
29:QG:65:GLU:O	29:QG:66:LEU:HD23	1.77	0.85
1:BI:197:VAL:CB	3:Q4:60:GLN:OE1	2.23	0.85
15:k1:23:ILE:HD11	26:y1:72:LEU:CD1	2.07	0.85
33:j5:202:CYC:HBC2	32:k5:153:CYS:CB	2.07	0.85

Continued on next page...

Continued from previous page...

Atom-1	Atom-2	Interatomic distance (Å)	Clash overlap (Å)
32:e7:153:CYS:SG	33:e7:202:CYC:C3C	2.64	0.85
7:bD:161:LEU:HD11	8:cE:193:PRO:HD2	1.56	0.85
8:cD:191:LEU:HD13	40:cD:501:LMT:H51	1.58	0.85
9:dD:91:PHE:O	9:dD:97:ALA:CB	2.25	0.85
9:dE:91:PHE:O	9:dE:97:ALA:CB	2.25	0.85
32:eH:153:CYS:SG	33:eH:202:CYC:C3C	2.64	0.85
31:bJ:84:CYS:SG	33:bJ:201:CYC:HAC2	2.16	0.85
31:dJ:126:PRO:HD2	31:dJ:127:SER:H	1.39	0.85
4:TB:62:TYR:CB	1:B9:239:ALA:HB1	2.06	0.85
8:CD:14:ASP:OD1	8:CD:17:SER:N	2.08	0.85
18:OD:229:SER:OG	18:oE:55:ARG:NH2	2.08	0.85
4:IF:57:ALA:CA	4:IF:61:LEU:HD21	2.07	0.85
3:IG:91:LEU:O	3:IG:104:ILE:CD1	2.24	0.85
3:IL:4:VAL:HG11	3:IL:8:ILE:CD1	1.81	0.85
8:c1:141:LYS:HB3	8:c1:253:TRP:CH2	2.11	0.85
9:d1:91:PHE:O	9:d1:97:ALA:CB	2.25	0.85
16:l1:12:VAL:CG2	17:m1:28:GLN:NE2	2.39	0.85
31:f2:126:PRO:HD2	31:f2:127:SER:H	1.39	0.85
31:j3:17:ARG:O	32:k3:95:TYR:OH	1.92	0.85
2:C4:153:SER:CB	8:cE:126:VAL:CG1	2.31	0.85
1:B5:222:LEU:H	1:B5:222:LEU:HD22	1.41	0.85
32:g5:151:GLY:HA3	33:g5:201:CYC:HMD1	1.57	0.85
1:B7:203:VAL:O	3:wB:77:MET:HE3	1.76	0.85
33:g9:202:CYC:O1A	1:B9:58:HIS:HB2	1.75	0.85
32:mH:44:ILE:CG1	32:mH:142:VAL:HG21	2.07	0.85
31:bI:84:CYS:SG	33:bI:201:CYC:HAC2	2.16	0.85
1:BA:215:ALA:CB	3:uB:79:ALA:CB	2.51	0.85
2:BB:84:PHE:HD1	2:BB:164:LEU:HD23	1.40	0.85
27:ZD:37:LYS:HD3	27:ZD:37:LYS:C	2.00	0.85
28:BG:131:ARG:HB3	4:JG:62:TYR:CD2	2.09	0.85
3:IG:83:ARG:HG2	3:IG:87:TYR:CD2	2.10	0.85
3:JK:52:LYS:HZ1	1:B8:228:VAL:HB	1.33	0.85
3:JK:65:VAL:CG1	3:JK:72:ALA:HB3	2.07	0.85
31:b2:84:CYS:SG	33:b2:201:CYC:HAC2	2.16	0.85
32:e6:153:CYS:SG	33:e6:202:CYC:C3C	2.64	0.85
31:d7:126:PRO:HD2	31:d7:127:SER:H	1.39	0.85
32:i7:155:ALA:O	32:i7:158:SER:OG	1.93	0.85
1:B9:205:ARG:CD	1:B9:207:VAL:CG1	2.55	0.85
32:mA:44:ILE:CG1	32:mA:142:VAL:HG21	2.07	0.85
10:eE:67:THR:H	10:eE:75:GLN:HE22	1.19	0.85
31:bI:126:PRO:HD2	31:bI:127:SER:H	1.40	0.85

Continued on next page...

Continued from previous page...

Atom-1	Atom-2	Interatomic distance (Å)	Clash overlap (Å)
33:jJ:202:CYC:HBC2	32:kJ:153:CYS:CB	2.07	0.85
31:lJ:126:PRO:HD2	31:lJ:127:SER:H	1.39	0.85
1:BC:230:ARG:HH12	32:cI:10:SER:C	1.85	0.85
3:IG:4:VAL:HG13	3:IG:8:ILE:CD1	2.05	0.85
3:PG:41:GLU:CD	29:QG:24:ILE:CD1	2.50	0.85
8:c1:454:LEU:HB3	21:S1:43:UNK:CB	2.07	0.85
1:B2:240:LEU:HD12	1:B2:240:LEU:H	1.40	0.85
31:b3:32:ARG:CB	31:h3:32:ARG:NH1	2.38	0.85
1:B6:205:ARG:CB	3:uB:76:GLU:HG2	2.07	0.85
31:l7:126:PRO:HD2	31:l7:127:SER:H	1.39	0.85
32:e8:153:CYS:SG	33:e8:202:CYC:C3C	2.64	0.85
31:h9:126:PRO:HD2	31:h9:127:SER:H	1.40	0.85
32:kH:91:ARG:O	32:kH:95:TYR:HD2	1.59	0.85
32:gJ:151:GLY:CA	33:gJ:201:CYC:CMD	2.44	0.85
31:jJ:126:PRO:HD2	31:jJ:127:SER:H	1.39	0.85
32:mJ:44:ILE:CG1	32:mJ:142:VAL:HG21	2.07	0.85
1:BC:240:LEU:C	4:P4:67:ARG:HH21	1.84	0.85
7:BD:79:SER:HB3	7:BD:84:VAL:CA	2.05	0.85
9:DD:102:THR:HG21	40:DD:413:LMT:C6'	2.05	0.85
17:MD:32:ARG:NH2	17:mD:36:GLU:HG3	1.78	0.85
28:EF:122:LEU:HD12	28:EF:122:LEU:H	1.39	0.85
3:GG:107:ILE:O	4:LG:75:THR:HG22	1.77	0.85
1:BI:187:TYR:C	1:BI:190:THR:OG1	2.18	0.85
1:BI:240:LEU:HD12	1:BI:240:LEU:H	1.40	0.85
3:XK:83:ARG:HG3	3:XK:84:ASP:N	1.89	0.85
33:j2:202:CYC:HBC2	32:k2:153:CYS:CB	2.07	0.85
32:i3:155:ALA:O	32:i3:158:SER:OG	1.93	0.85
1:B3:239:ALA:CB	4:W4:62:TYR:CG	2.60	0.85
32:k7:82:CYS:SG	33:k7:201:CYC:HAC1	2.17	0.85
31:j8:126:PRO:HD2	31:j8:127:SER:H	1.39	0.85
32:kC:82:CYS:SG	33:kC:201:CYC:HAC1	2.17	0.85
32:mC:44:ILE:CG1	32:mC:142:VAL:HG21	2.07	0.85
6:aE:39:PRO:CG	13:iE:15:PHE:CZ	2.59	0.85
7:bE:62:VAL:HG21	36:bE:607:CLA:O1D	1.74	0.85
17:mE:27:ILE:HD13	17:mE:27:ILE:H	1.41	0.85
2:BB:251:VAL:HG22	2:BB:263:GLU:HG3	1.59	0.84
2:BB:502:ILE:HD11	4:LL:79:ALA:HB1	1.57	0.84
4:TB:62:TYR:HB3	1:B9:239:ALA:CB	2.05	0.84
8:CD:122:ARG:HD3	27:ZD:33:TRP:CE3	2.11	0.84
8:CD:192:ASN:N	40:CD:521:LMT:H11	1.92	0.84
28:BG:134:GLY:HA2	28:BG:141:ARG:NH2	1.92	0.84

Continued on next page...

Continued from previous page...

Atom-1	Atom-2	Interatomic distance (Å)	Clash overlap (Å)
1:BH:222:LEU:H	1:BH:222:LEU:HD22	1.41	0.84
1:BJ:13:SER:OG	32:eJ:116:THR:HG21	1.75	0.84
3:IL:4:VAL:HG13	3:IL:8:ILE:CD1	2.05	0.84
31:l3:126:PRO:HD2	31:l3:127:SER:H	1.39	0.84
2:C4:151:ASN:HB3	8:cE:125:GLU:OE1	1.77	0.84
32:g5:126:SER:OG	33:g5:202:CYC:CMC	2.25	0.84
33:j7:202:CYC:HBC2	32:k7:153:CYS:CB	2.07	0.84
32:m9:44:ILE:CG1	32:m9:142:VAL:HG21	2.07	0.84
31:bA:126:PRO:HD2	31:bA:127:SER:H	1.39	0.84
32:iA:159:GLU:O	32:iA:163:TYR:CD2	2.30	0.84
8:cD:248:ARG:CG	8:cD:253:TRP:HH2	1.83	0.84
9:dE:55:VAL:CG2	9:dE:105:CYS:HB2	2.06	0.84
32:eI:153:CYS:SG	33:eI:202:CYC:C3C	2.64	0.84
32:kJ:126:SER:OG	33:kJ:201:CYC:CMC	2.25	0.84
1:BC:199:TRP:HD1	3:V4:60:GLN:OE1	1.58	0.84
1:BC:240:LEU:O	4:P4:67:ARG:NE	2.10	0.84
3:XF:83:ARG:CB	1:BH:211:LYS:HD3	2.07	0.84
3:IG:23:LEU:HD13	4:JG:42:THR:CG2	2.07	0.84
32:k3:126:SER:OG	33:k3:201:CYC:CMC	2.25	0.84
1:B3:214:LYS:HD2	1:B3:214:LYS:N	1.86	0.84
31:f5:126:PRO:HD2	31:f5:127:SER:H	1.39	0.84
1:B6:205:ARG:HH21	1:B6:205:ARG:HG3	1.42	0.84
31:f7:126:PRO:HD2	31:f7:127:SER:H	1.39	0.84
1:B7:230:ARG:HH22	32:c9:11:GLN:CA	1.90	0.84
31:b9:84:CYS:CB	33:b9:201:CYC:CAC	2.55	0.84
32:gA:159:GLU:O	32:gA:163:TYR:CD2	2.31	0.84
32:cC:159:GLU:O	32:cC:163:TYR:CD2	2.30	0.84
32:iC:155:ALA:O	32:iC:158:SER:OG	1.93	0.84
18:oD:55:ARG:HD2	18:oD:229:SER:O	1.77	0.84
32:gH:126:SER:OG	33:gH:202:CYC:CMC	2.25	0.84
31:hJ:96:THR:OG1	32:iJ:18:MET:HE1	1.77	0.84
1:BA:240:LEU:C	4:PB:67:ARG:HH21	1.84	0.84
2:BB:141:VAL:HG23	2:BB:211:GLN:HB3	1.59	0.84
2:CB:731:VAL:HG12	2:CB:731:VAL:O	1.76	0.84
4:TB:62:TYR:HB3	1:B9:240:LEU:CD1	2.07	0.84
1:BC:22:GLU:HA	31:fC:113:ALA:HB1	1.59	0.84
18:OD:168:THR:CG2	18:oE:167:SER:C	2.51	0.84
1:BI:239:ALA:HB2	4:a4:62:TYR:HD2	1.39	0.84
1:BJ:222:LEU:H	1:BJ:222:LEU:HD22	1.41	0.84
3:XK:83:ARG:O	3:XK:84:ASP:C	2.18	0.84
28:BL:127:THR:OG1	28:BL:129:ASN:HA	1.75	0.84

Continued on next page...

Continued from previous page...

Atom-1	Atom-2	Interatomic distance (Å)	Clash overlap (Å)
3:IL:29:PHE:HD1	3:IL:30:VAL:H	0.88	0.84
32:g2:159:GLU:O	32:g2:163:TYR:CD2	2.31	0.84
31:h2:126:PRO:HD2	31:h2:127:SER:H	1.39	0.84
31:b3:84:CYS:CB	33:b3:201:CYC:CAC	2.55	0.84
32:i3:126:SER:OG	33:i3:202:CYC:CMC	2.26	0.84
32:i3:159:GLU:O	32:i3:163:TYR:CD2	2.30	0.84
2:B4:141:VAL:HG23	2:B4:211:GLN:CB	2.07	0.84
3:Q4:48:GLU:HG2	32:cI:114:ARG:HH12	1.42	0.84
32:e5:153:CYS:SG	33:e5:202:CYC:C3C	2.64	0.84
31:b6:84:CYS:CB	33:b6:201:CYC:CAC	2.56	0.84
32:g6:159:GLU:O	32:g6:163:TYR:CD2	2.30	0.84
31:h7:126:PRO:HD2	31:h7:127:SER:H	1.40	0.84
32:eA:153:CYS:SG	33:eA:202:CYC:C3C	2.64	0.84
32:gC:126:SER:OG	33:gC:301:CYC:CMC	2.25	0.84
32:kC:126:SER:OG	33:kC:201:CYC:CMC	2.25	0.84
26:yE:72:LEU:HD12	26:yE:72:LEU:O	1.77	0.84
31:bH:84:CYS:CB	33:bH:201:CYC:CAC	2.55	0.84
31:hI:96:THR:OG1	32:iI:18:MET:HE1	1.77	0.84
32:mI:159:GLU:O	32:mI:163:TYR:CD2	2.31	0.84
31:bJ:84:CYS:CB	33:bJ:201:CYC:CAC	2.56	0.84
32:gJ:126:SER:OG	33:gJ:202:CYC:CMC	2.25	0.84
2:CB:73:ASN:C	27:zD:30:PRO:HB2	2.02	0.84
6:a1:268:SER:H	9:d1:235:PHE:HE2	0.89	0.84
31:l3:84:CYS:CB	33:l3:201:CYC:CAC	2.56	0.84
32:m5:44:ILE:CG1	32:m5:142:VAL:HG21	2.07	0.84
32:e6:120:LEU:HA	1:B6:170:ARG:NH2	1.90	0.84
32:e6:126:SER:OG	33:e6:201:CYC:CMC	2.25	0.84
31:f7:113:ALA:HB1	1:B7:22:GLU:HA	1.59	0.84
31:h7:96:THR:OG1	32:i7:18:MET:HE1	1.77	0.84
32:k7:126:SER:OG	33:k7:201:CYC:CMC	2.26	0.84
32:e9:126:SER:OG	33:e9:201:CYC:CMC	2.26	0.84
32:cA:159:GLU:O	32:cA:163:TYR:CD2	2.31	0.84
31:jA:126:PRO:HD2	31:jA:127:SER:H	1.39	0.84
32:iC:126:SER:OG	33:iC:202:CYC:CMC	2.26	0.84
42:aE:411:LHG:O4	9:dE:231:THR:CG2	2.23	0.84
8:cE:251:PHE:CZ	43:cE:515:BCR:H313	2.11	0.84
8:cE:263:LEU:HD12	8:cE:428:HIS:CB	2.07	0.84
30:mF:109:LEU:HD21	30:mF:155:PHE:CE2	2.13	0.84
32:cH:159:GLU:O	32:cH:163:TYR:CD2	2.31	0.84
32:gH:151:GLY:HA3	33:gH:201:CYC:HMD1	1.57	0.84
31:lH:84:CYS:CB	33:lH:201:CYC:CAC	2.56	0.84

Continued on next page...

Continued from previous page...

Atom-1	Atom-2	Interatomic distance (Å)	Clash overlap (Å)
32:kI:126:SER:OG	33:kI:201:CYC:CMC	2.26	0.84
31:hJ:126:PRO:HD2	31:hJ:127:SER:H	1.40	0.84
32:kJ:82:CYS:SG	33:kJ:201:CYC:HAC1	2.16	0.84
2:BB:721:LEU:HD13	4:rB:154:ASP:CB	1.79	0.84
16:LD:9:LYS:HD3	38:LD:101:SQD:HO8	1.38	0.84
7:BE:242:ILE:HD11	7:BE:466:HIS:N	1.93	0.84
9:D1:92:LEU:HD13	9:D1:104:TRP:CE3	2.13	0.84
32:g2:151:GLY:CA	33:g2:201:CYC:CMD	2.44	0.84
32:m2:159:GLU:O	32:m2:163:TYR:CD2	2.31	0.84
32:g3:159:GLU:O	32:g3:163:TYR:CD2	2.31	0.84
33:g3:202:CYC:CGD	1:B3:183:ARG:NH2	2.40	0.84
1:B3:212:GLN:HB3	4:t4:67:ARG:HD3	1.60	0.84
31:j5:84:CYS:CB	33:j5:201:CYC:CAC	2.56	0.84
32:k5:126:SER:OG	33:k5:201:CYC:CMC	2.25	0.84
1:B6:205:ARG:HB3	3:uB:76:GLU:CG	2.06	0.84
31:j7:126:PRO:HD2	31:j7:127:SER:H	1.39	0.84
32:c8:159:GLU:O	32:c8:163:TYR:CD2	2.31	0.84
32:k8:82:CYS:SG	33:k8:201:CYC:HAC1	2.17	0.84
31:l8:84:CYS:CB	33:l8:201:CYC:CAC	2.56	0.84
32:m8:44:ILE:CG1	32:m8:142:VAL:HG21	2.07	0.84
32:i9:126:SER:OG	33:i9:202:CYC:CMC	2.26	0.84
31:bC:84:CYS:CB	33:bC:201:CYC:CAC	2.55	0.84
31:jC:84:CYS:CB	33:jC:201:CYC:CAC	2.56	0.84
32:kH:82:CYS:SG	33:kH:201:CYC:HAC1	2.17	0.84
31:jJ:84:CYS:CB	33:jJ:201:CYC:CAC	2.56	0.84
8:CD:13:ARG:CD	36:CD:513:CLA:CED	2.43	0.84
21:SE:12:UNK:O	21:SE:13:UNK:C	2.22	0.84
3:IG:94:TYR:CD1	4:JG:9:ILE:HG23	2.13	0.84
30:VG:109:LEU:HD21	30:VG:155:PHE:CE2	2.13	0.84
1:BI:205:ARG:CD	1:BI:207:VAL:CG1	2.55	0.84
1:BJ:230:ARG:NE	1:BJ:233:ASN:CB	2.41	0.84
3:IL:29:PHE:HD2	3:IL:36:ARG:HH12	1.26	0.84
31:j2:84:CYS:CB	33:j2:201:CYC:CAC	2.56	0.84
1:B2:200:GLN:N	1:B2:200:GLN:OE1	2.10	0.84
31:h3:96:THR:OG1	32:i3:18:MET:HE1	1.77	0.84
4:a4:67:ARG:N	4:a4:68:PRO:HD3	1.93	0.84
2:B4:141:VAL:CG2	2:B4:211:GLN:CB	2.56	0.84
32:e5:126:SER:OG	33:e5:201:CYC:CMC	2.26	0.84
32:e7:126:SER:OG	33:e7:201:CYC:CMC	2.25	0.84
32:k7:91:ARG:O	32:k7:95:TYR:HD2	1.59	0.84
32:g8:126:SER:OG	33:g8:202:CYC:CMC	2.25	0.84

Continued on next page...

Continued from previous page...

Atom-1	Atom-2	Interatomic distance (Å)	Clash overlap (Å)
32:g8:159:GLU:O	32:g8:163:TYR:CD2	2.31	0.84
32:g9:159:GLU:O	32:g9:163:TYR:CD2	2.30	0.84
33:j9:202:CYC:HBC2	32:k9:153:CYS:CB	2.07	0.84
1:B9:203:VAL:O	3:oB:77:MET:HE3	1.77	0.84
31:dH:84:CYS:CB	33:dH:201:CYC:CAC	2.56	0.84
32:gH:159:GLU:O	32:gH:163:TYR:CD2	2.31	0.84
32:kH:126:SER:OG	33:kH:201:CYC:CMC	2.25	0.84
32:gJ:159:GLU:O	32:gJ:163:TYR:CD2	2.31	0.84
4:hK:84:ASP:OD2	33:hK:201:CYC:HHB	1.75	0.84
30:mK:109:LEU:HD21	30:mK:155:PHE:CE2	2.13	0.84
1:BA:183:ARG:NH2	33:gA:301:CYC:CGD	2.40	0.84
12:HE:17:GLU:CA	2:B4:79:GLY:HA2	2.07	0.84
30:VL:109:LEU:HD21	30:VL:155:PHE:CE2	2.13	0.84
18:O1:142:GLU:OE1	7:b1:76:GLY:CA	2.26	0.84
32:e2:126:SER:OG	33:e2:201:CYC:CMC	2.25	0.84
32:i2:159:GLU:O	32:i2:163:TYR:CD2	2.30	0.84
32:m2:44:ILE:CG1	32:m2:142:VAL:HG21	2.07	0.84
1:B2:205:ARG:CD	1:B2:207:VAL:CG1	2.55	0.84
32:c3:159:GLU:O	32:c3:163:TYR:CD2	2.30	0.84
32:i6:126:SER:OG	33:i6:202:CYC:CMC	2.26	0.84
31:d7:84:CYS:CB	33:d7:201:CYC:CAC	2.56	0.84
31:f9:113:ALA:HB1	1:B9:22:GLU:HA	1.57	0.84
32:g9:126:SER:OG	33:g9:202:CYC:CMC	2.25	0.84
31:bA:84:CYS:CB	33:bA:201:CYC:CAC	2.56	0.84
32:eA:126:SER:OG	33:eA:201:CYC:CMC	2.25	0.84
4:aB:67:ARG:N	4:aB:68:PRO:HD3	1.92	0.84
32:gC:159:GLU:O	32:gC:163:TYR:CD2	2.31	0.84
32:kC:91:ARG:O	32:kC:95:TYR:HD2	1.59	0.84
32:mC:159:GLU:O	32:mC:163:TYR:CD2	2.31	0.84
31:jH:84:CYS:CB	33:jH:201:CYC:CAC	2.56	0.84
32:iI:159:GLU:O	32:iI:163:TYR:CD2	2.30	0.84
32:kI:91:ARG:O	32:kI:95:TYR:HD2	1.59	0.84
32:iJ:126:SER:OG	33:iJ:202:CYC:CMC	2.26	0.84
9:DD:92:LEU:HD13	9:DD:104:TRP:CE3	2.13	0.84
1:BI:205:ARG:HG3	1:BI:205:ARG:HH21	1.42	0.84
1:BJ:238:VAL:CG1	4:1G:64:ASP:OD1	2.24	0.84
3:JK:65:VAL:HG21	33:JK:201:CYC:OC	1.77	0.84
8:C1:14:ASP:OD1	8:C1:17:SER:N	2.08	0.84
8:C1:122:ARG:HD3	27:Z1:33:TRP:CE3	2.11	0.84
9:d1:110:LEU:O	9:d1:113:PHE:N	2.10	0.84
32:c2:159:GLU:O	32:c2:163:TYR:CD2	2.30	0.84

Continued on next page...

Continued from previous page...

Atom-1	Atom-2	Interatomic distance (Å)	Clash overlap (Å)
32:g2:151:GLY:HA3	33:g2:201:CYC:HMD1	1.57	0.84
2:B4:731:VAL:O	2:B4:731:VAL:HG12	1.76	0.84
32:i5:126:SER:OG	33:i5:202:CYC:CMC	2.26	0.84
32:k5:91:ARG:O	32:k5:95:TYR:HD2	1.59	0.84
32:g6:126:SER:OG	33:g6:202:CYC:CMC	2.25	0.84
32:k6:91:ARG:O	32:k6:95:TYR:HD2	1.59	0.84
33:g7:202:CYC:CGD	1:B7:183:ARG:NH2	2.40	0.84
32:i7:159:GLU:O	32:i7:163:TYR:CD2	2.30	0.84
31:h9:96:THR:OG1	32:i9:18:MET:HE1	1.77	0.84
32:k9:82:CYS:SG	33:k9:201:CYC:HAC1	2.16	0.84
32:m9:159:GLU:O	32:m9:163:TYR:CD2	2.31	0.84
31:dA:84:CYS:CB	33:dA:201:CYC:CAC	2.56	0.84
32:gA:151:GLY:HA3	33:gA:302:CYC:HMD1	1.57	0.84
31:hA:96:THR:OG1	32:iA:18:MET:HE1	1.77	0.84
31:dC:84:CYS:CB	33:dC:201:CYC:CAC	2.56	0.84
32:iC:159:GLU:O	32:iC:163:TYR:CD2	2.30	0.84
13:iE:35:ARG:HG3	13:iE:35:ARG:HH11	1.40	0.84
32:cI:159:GLU:O	32:cI:163:TYR:CD2	2.31	0.84
31:hI:84:CYS:HB2	33:hI:201:CYC:HAC1	1.56	0.84
1:BC:58:HIS:HB2	33:gC:301:CYC:O1A	1.78	0.84
8:CD:191:LEU:C	40:CD:521:LMT:C2	2.50	0.84
29:QG:155:GLN:O	29:QG:156:PRO:C	2.17	0.84
1:BH:230:ARG:NE	1:BH:233:ASN:CB	2.41	0.84
3:IL:94:TYR:CD1	4:JL:9:ILE:HG23	2.13	0.84
32:k2:126:SER:OG	33:k2:201:CYC:CMC	2.25	0.84
32:g3:126:SER:OG	33:g3:202:CYC:CMC	2.25	0.84
2:C4:70:ARG:NH2	27:zE:35:GLN:HE21	1.75	0.84
31:b5:84:CYS:CB	33:b5:201:CYC:CAC	2.55	0.84
31:h5:96:THR:OG1	32:i5:18:MET:HE1	1.77	0.84
32:k5:82:CYS:SG	33:k5:201:CYC:HAC1	2.16	0.84
32:i6:159:GLU:O	32:i6:163:TYR:CD2	2.30	0.84
33:j6:202:CYC:HBC2	32:k6:153:CYS:CB	2.07	0.84
32:g7:126:SER:OG	33:g7:202:CYC:CMC	2.25	0.84
31:b8:84:CYS:CB	33:b8:201:CYC:CAC	2.55	0.84
31:d8:84:CYS:CB	33:d8:201:CYC:CAC	2.56	0.84
32:e8:126:SER:OG	33:e8:201:CYC:CMC	2.26	0.84
32:i9:159:GLU:O	32:i9:163:TYR:CD2	2.30	0.84
1:B9:205:ARG:HH21	1:B9:205:ARG:HG3	1.43	0.84
26:yD:72:LEU:HD12	26:yD:72:LEU:O	1.77	0.84
6:aE:257:ARG:HH21	7:bE:498:VAL:HG23	1.41	0.84
31:lI:84:CYS:CB	33:lI:201:CYC:CAC	2.56	0.84

Continued on next page...

Continued from previous page...

Atom-1	Atom-2	Interatomic distance (Å)	Clash overlap (Å)
32:mI:151:GLY:HA3	33:mI:201:CYC:HMD1	1.60	0.84
32:cJ:159:GLU:O	32:cJ:163:TYR:CD2	2.31	0.84
32:eJ:126:SER:OG	33:eJ:201:CYC:CMC	2.25	0.84
1:BA:206:PHE:CD2	3:qB:76:GLU:CB	2.57	0.84
7:BD:495:PHE:CD2	7:BD:503:THR:HG21	2.13	0.84
7:BE:495:PHE:CD2	7:BE:503:THR:HG21	2.13	0.84
1:BI:206:PHE:HD1	3:u4:76:GLU:CG	1.89	0.84
28:BL:116:THR:HG1	4:ML:36:LEU:HD22	1.43	0.84
3:GL:107:ILE:O	4:LL:75:THR:HG22	1.77	0.84
3:IL:3:ILE:CD1	3:IL:29:PHE:CE2	2.43	0.84
3:IL:91:LEU:O	3:IL:104:ILE:HD11	1.78	0.84
7:b1:290:SER:O	7:b1:294:GLN:HB2	1.78	0.84
32:g5:159:GLU:O	32:g5:163:TYR:CD2	2.31	0.84
32:c6:159:GLU:O	32:c6:163:TYR:CD2	2.31	0.84
31:j6:84:CYS:CB	33:j6:201:CYC:CAC	2.56	0.84
31:h8:96:THR:OG1	32:i8:18:MET:HE1	1.77	0.84
32:iA:126:SER:OG	33:iA:202:CYC:CMC	2.26	0.84
3:yB:102:THR:OG1	3:yB:106:GLU:OE1	1.95	0.84
31:dI:84:CYS:CB	33:dI:201:CYC:CAC	2.56	0.84
3:OB:76:GLU:HA	1:B9:237:ARG:HH12	1.43	0.83
8:CD:192:ASN:OD1	8:CD:195:VAL:HG12	1.76	0.83
17:ME:32:ARG:NH2	17:mE:36:GLU:HG3	1.78	0.83
28:BG:118:ALA:HB2	4:MG:33:THR:HG21	1.60	0.83
7:b1:289:GLN:HG2	7:b1:292:ILE:CD1	2.08	0.83
31:h2:96:THR:OG1	32:i2:18:MET:HE1	1.77	0.83
32:i2:126:SER:OG	33:i2:202:CYC:CMC	2.26	0.83
4:T4:113:LYS:HZ3	4:aB:161:SER:CB	1.85	0.83
32:m5:159:GLU:O	32:m5:163:TYR:CD2	2.31	0.83
31:j6:4:PRO:HD2	31:j6:5:LEU:N	1.94	0.83
32:kA:126:SER:OG	33:kA:201:CYC:CMC	2.26	0.83
31:lA:24:ILE:HG21	33:mA:201:CYC:HBB2	1.60	0.83
31:lC:84:CYS:CB	33:lC:201:CYC:CAC	2.56	0.83
8:cD:254:SER:O	8:cD:257:ALA:N	2.11	0.83
31:hH:96:THR:OG1	32:iH:18:MET:HE1	1.77	0.83
32:mI:44:ILE:CG1	32:mI:142:VAL:HG21	2.07	0.83
31:dJ:84:CYS:CB	33:dJ:201:CYC:CAC	2.56	0.83
32:mJ:159:GLU:O	32:mJ:163:TYR:CD2	2.31	0.83
3:JK:52:LYS:HZ2	1:B8:228:VAL:HB	0.93	0.83
7:B1:242:ILE:HD11	7:B1:466:HIS:N	1.93	0.83
17:M1:32:ARG:NH1	17:m1:36:GLU:CG	2.40	0.83
32:g2:126:SER:OG	33:g2:202:CYC:CMC	2.25	0.83

Continued on next page...

Continued from previous page...

Atom-1	Atom-2	Interatomic distance (Å)	Clash overlap (Å)
31:d3:84:CYS:CB	33:d3:201:CYC:CAC	2.56	0.83
32:m3:159:GLU:O	32:m3:163:TYR:CD2	2.31	0.83
32:i5:159:GLU:O	32:i5:163:TYR:CD2	2.30	0.83
1:B6:240:LEU:HD12	1:B6:240:LEU:H	1.40	0.83
32:g7:159:GLU:O	32:g7:163:TYR:CD2	2.31	0.83
32:i7:126:SER:OG	33:i7:202:CYC:CMC	2.26	0.83
31:j8:84:CYS:CB	33:j8:201:CYC:CAC	2.56	0.83
32:k8:126:SER:OG	33:k8:201:CYC:CMC	2.26	0.83
32:m8:159:GLU:O	32:m8:163:TYR:CD2	2.31	0.83
31:l9:24:ILE:HG21	33:m9:201:CYC:HBB2	1.60	0.83
31:lA:84:CYS:CB	33:lA:201:CYC:CAC	2.56	0.83
36:aE:406:CLA:C1B	13:iE:12:VAL:HG21	2.09	0.83
2:BB:141:VAL:CG2	2:BB:211:GLN:CB	2.56	0.83
1:BC:214:LYS:HD2	1:BC:214:LYS:N	1.87	0.83
7:BD:242:ILE:HD11	7:BD:466:HIS:N	1.93	0.83
28:EF:117:PHE:CE1	28:EF:118:ALA:HA	2.13	0.83
3:IG:90:ARG:CG	4:JG:18:TYR:CE1	2.62	0.83
28:BL:139:MET:CE	28:BL:139:MET:H	1.91	0.83
32:e3:126:SER:OG	33:e3:201:CYC:CMC	2.26	0.83
31:f3:113:ALA:HB1	1:B3:22:GLU:HA	1.59	0.83
32:m3:44:ILE:CG1	32:m3:142:VAL:HG21	2.07	0.83
3:y4:102:THR:OG1	3:y4:106:GLU:OE1	1.95	0.83
2:B4:141:VAL:HG23	2:B4:211:GLN:HB3	1.59	0.83
32:m6:159:GLU:O	32:m6:163:TYR:CD2	2.31	0.83
32:c7:159:GLU:O	32:c7:163:TYR:CD2	2.31	0.83
32:k9:126:SER:OG	33:k9:201:CYC:CMC	2.25	0.83
31:jA:84:CYS:CB	33:jA:201:CYC:CAC	2.56	0.83
32:eC:126:SER:OG	33:eC:201:CYC:CMC	2.25	0.83
42:aE:411:LHG:P	9:dE:231:THR:HG23	2.18	0.83
4:cF:71:ASN:HD21	4:cF:121:VAL:HG22	1.42	0.83
32:iH:126:SER:OG	33:iH:202:CYC:CMC	2.26	0.83
31:hI:4:PRO:HD2	31:hI:5:LEU:N	1.94	0.83
32:iI:126:SER:OG	33:iI:202:CYC:CMC	2.26	0.83
40:BE:623:LMT:C4'	13:iE:1:MET:CE	2.56	0.83
28:BG:139:MET:CE	28:BG:139:MET:H	1.91	0.83
3:IL:90:ARG:CG	4:JL:18:TYR:CE1	2.62	0.83
3:PL:41:GLU:CD	29:QL:24:ILE:CD1	2.50	0.83
7:B1:495:PHE:CD2	7:B1:503:THR:HG21	2.13	0.83
31:b2:84:CYS:CB	33:b2:201:CYC:CAC	2.55	0.83
32:k2:91:ARG:O	32:k2:95:TYR:HD2	1.59	0.83
1:B2:231:PRO:C	3:O4:52:LYS:HZ3	1.86	0.83

Continued on next page...

Continued from previous page...

Atom-1	Atom-2	Interatomic distance (Å)	Clash overlap (Å)
32:g3:151:GLY:HA3	33:g3:201:CYC:HMD1	1.57	0.83
1:B5:230:ARG:NE	1:B5:233:ASN:CB	2.41	0.83
31:l5:24:ILE:HG21	33:m5:201:CYC:HBB2	1.60	0.83
31:b7:84:CYS:CB	33:b7:201:CYC:CAC	2.55	0.83
32:gA:126:SER:OG	33:gA:301:CYC:CMC	2.25	0.83
31:hA:4:PRO:HD2	31:hA:5:LEU:N	1.94	0.83
32:kA:91:ARG:O	32:kA:95:TYR:HD2	1.59	0.83
36:aD:406:CLA:C1B	13:iD:12:VAL:HG21	2.08	0.83
32:mH:151:GLY:HA3	33:mH:201:CYC:HMD1	1.60	0.83
2:CB:251:VAL:HG22	2:CB:263:GLU:HG3	1.59	0.83
18:OD:142:GLU:OE1	7:bD:76:GLY:CA	2.26	0.83
9:DE:92:LEU:HD13	9:DE:104:TRP:CE3	2.13	0.83
18:OE:142:GLU:OE1	7:bE:76:GLY:CA	2.26	0.83
3:JF:65:VAL:CG1	3:JF:72:ALA:HB3	2.07	0.83
33:c2:201:CYC:HMA2	1:B2:126:ILE:HG23	1.61	0.83
31:l2:57:GLN:CA	31:bH:70:GLN:NE2	2.39	0.83
1:B2:205:ARG:HG3	1:B2:205:ARG:HH21	1.42	0.83
32:c5:159:GLU:O	32:c5:163:TYR:CD2	2.31	0.83
32:g5:145:PRO:CD	31:f6:61:ASN:HB3	2.08	0.83
1:B8:222:LEU:HD22	1:B8:222:LEU:H	1.41	0.83
32:i8:126:SER:OG	33:i8:202:CYC:CMC	2.26	0.83
32:eI:126:SER:OG	33:eI:201:CYC:CMC	2.25	0.83
32:gI:126:SER:OG	33:gI:301:CYC:CMC	2.25	0.83
4:7L:88:TYR:OH	4:7L:112:LEU:HD21	1.78	0.83
1:BA:230:ARG:HG3	1:B6:193:GLY:HA3	1.59	0.83
1:BA:240:LEU:O	4:PB:67:ARG:NE	2.10	0.83
2:BB:141:VAL:HG23	2:BB:211:GLN:CB	2.07	0.83
2:BB:731:VAL:HG12	2:BB:731:VAL:O	1.76	0.83
3:OB:82:LEU:HG	1:B9:235:VAL:HG12	1.59	0.83
7:BD:234:ILE:O	7:BD:237:VAL:CG1	2.27	0.83
28:BL:144:ALA:C	3:KL:75:GLU:CD	2.46	0.83
39:A1:408:LMG:C28	7:b1:90:ILE:HD11	2.08	0.83
8:c1:128:GLU:HA	8:c1:135:GLY:HA2	0.84	0.83
8:c1:262:SER:O	8:c1:266:LEU:HB2	1.78	0.83
26:y1:72:LEU:O	26:y1:72:LEU:HD12	1.77	0.83
31:l2:84:CYS:CB	33:l2:201:CYC:CAC	2.56	0.83
31:l3:24:ILE:HG21	33:m3:201:CYC:HBB2	1.60	0.83
1:B3:206:PHE:CD2	3:w4:76:GLU:CB	2.61	0.83
2:C4:74:ARG:NH2	26:yE:90:GLY:O	2.11	0.83
31:d6:84:CYS:CB	33:d6:201:CYC:CAC	2.56	0.83
32:m6:44:ILE:CG1	32:m6:142:VAL:HG21	2.07	0.83

Continued on next page...

Continued from previous page...

Atom-1	Atom-2	Interatomic distance (Å)	Clash overlap (Å)
32:i8:159:GLU:O	32:i8:163:TYR:CD2	2.30	0.83
31:b9:4:PRO:HD2	31:b9:5:LEU:N	1.94	0.83
31:fA:4:PRO:HD2	31:fA:5:LEU:N	1.94	0.83
32:mA:159:GLU:O	32:mA:163:TYR:CD2	2.31	0.83
4:7G:88:TYR:OH	4:7G:112:LEU:HD21	1.78	0.83
32:mH:159:GLU:O	32:mH:163:TYR:CD2	2.31	0.83
32:gI:159:GLU:O	32:gI:163:TYR:CD2	2.31	0.83
31:lI:24:ILE:HG21	33:mI:201:CYC:HBB2	1.60	0.83
2:CB:583:ILE:HD13	4:IK:83:ARG:HH22	1.41	0.83
7:BD:75:TRP:HE3	7:BD:94:GLU:HB2	1.43	0.83
17:MD:32:ARG:NH1	17:mD:36:GLU:CG	2.40	0.83
18:OD:229:SER:HB2	18:oE:55:ARG:HH12	1.44	0.83
6:AE:190:HIS:C	8:CE:398:ILE:HD13	2.04	0.83
3:IG:91:LEU:O	3:IG:104:ILE:HD11	1.78	0.83
4:OG:121:VAL:CG1	33:OG:201:CYC:HC	1.92	0.83
3:IL:23:LEU:HD13	4:JL:42:THR:CG2	2.07	0.83
8:c1:259:LEU:HD13	36:c1:510:CLA:HBC3	1.59	0.83
31:d2:84:CYS:CB	33:d2:201:CYC:CAC	2.56	0.83
4:T4:113:LYS:NZ	4:aB:161:SER:HB2	1.92	0.83
32:k6:82:CYS:SG	33:k6:201:CYC:HAC1	2.17	0.83
31:l7:84:CYS:CB	33:l7:201:CYC:CAC	2.56	0.83
32:m7:159:GLU:O	32:m7:163:TYR:CD2	2.31	0.83
31:f9:4:PRO:HD2	31:f9:5:LEU:N	1.94	0.83
31:l9:84:CYS:CB	33:l9:201:CYC:CAC	2.56	0.83
9:dD:110:LEU:O	9:dD:113:PHE:N	2.11	0.83
9:dE:80:THR:CG2	9:dE:111:TRP:HE1	1.92	0.83
32:eH:126:SER:OG	33:eH:201:CYC:CMC	2.25	0.83
32:iH:159:GLU:O	32:iH:163:TYR:CD2	2.30	0.83
31:jH:4:PRO:HD2	31:jH:5:LEU:N	1.94	0.83
32:iJ:159:GLU:O	32:iJ:163:TYR:CD2	2.30	0.83
31:jJ:4:PRO:HD2	31:jJ:5:LEU:N	1.94	0.83
4:7L:74:THR:CG2	5:8L:63:ASN:CB	2.55	0.83
1:BC:183:ARG:NH2	33:gC:301:CYC:CGD	2.40	0.83
6:AD:190:HIS:C	8:CD:398:ILE:HD13	2.04	0.83
40:BD:623:LMT:C4'	13:iD:1:MET:CE	2.56	0.83
3:IG:103:PRO:HD2	3:IG:104:ILE:N	1.94	0.83
1:BI:196:GLN:N	32:gI:121:GLY:O	2.12	0.83
7:B1:234:ILE:O	7:B1:237:VAL:CG1	2.27	0.83
13:I1:27:ASP:N	13:I1:28:PRO:CD	2.35	0.83
31:h3:4:PRO:HD2	31:h3:5:LEU:N	1.94	0.83
2:C4:731:VAL:CG1	2:C4:735:ARG:CD	2.42	0.83

Continued on next page...

Continued from previous page...

Atom-1	Atom-2	Interatomic distance (Å)	Clash overlap (Å)
31:l5:4:PRO:HD2	31:l5:5:LEU:N	1.94	0.83
31:l5:84:CYS:CB	33:l5:201:CYC:CAC	2.56	0.83
31:d6:4:PRO:HD2	31:d6:5:LEU:N	1.94	0.83
31:h6:4:PRO:HD2	31:h6:5:LEU:N	1.94	0.83
31:h6:96:THR:OG1	32:i6:18:MET:HE1	1.77	0.83
31:j6:68:GLN:OE1	31:jA:57:GLN:OE1	1.63	0.83
1:B7:230:ARG:NH1	32:c9:10:SER:CA	2.27	0.83
1:B8:230:ARG:NE	1:B8:233:ASN:CB	2.41	0.83
31:j8:4:PRO:HD2	31:j8:5:LEU:N	1.94	0.83
9:dD:80:THR:CG2	9:dD:111:TRP:HE1	1.92	0.83
26:yD:70:LEU:O	26:yD:70:LEU:HD22	1.78	0.83
9:dE:110:LEU:O	9:dE:113:PHE:N	2.11	0.83
31:lH:24:ILE:HG21	33:mH:201:CYC:HBB2	1.60	0.83
4:cK:71:ASN:HD21	4:cK:121:VAL:HG22	1.42	0.83
39:AD:408:LMG:C28	7:bD:90:ILE:HD11	2.08	0.83
8:CE:318:ALA:CB	23:UE:123:ASP:CB	2.55	0.83
3:IG:90:ARG:CD	4:JG:18:TYR:CE1	2.62	0.83
1:BI:209:GLN:HE21	4:z4:58:LYS:NZ	1.77	0.83
29:QL:155:GLN:O	29:QL:156:PRO:C	2.17	0.83
9:D1:88:SER:CB	10:E1:69:ARG:HH12	1.91	0.83
3:o4:23:LEU:CG	4:p4:38:VAL:CG2	2.57	0.83
31:b5:4:PRO:HD2	31:b5:5:LEU:N	1.94	0.83
31:j9:84:CYS:CB	33:j9:201:CYC:CAC	2.56	0.83
31:hC:96:THR:OG1	32:iC:18:MET:HE1	1.77	0.83
42:aD:411:LHG:P	9:dD:231:THR:HG23	2.18	0.83
8:cD:33:SER:C	8:cD:127:LEU:CB	2.52	0.83
8:cD:255:GLY:O	8:cD:257:ALA:N	2.09	0.83
43:cE:515:BCR:C33	13:iE:20:ILE:CD1	2.57	0.83
26:yE:70:LEU:O	26:yE:70:LEU:HD22	1.78	0.83
2:BB:120:ARG:CG	7:BD:227:LYS:HE3	2.01	0.83
2:CB:151:ASN:ND2	8:cD:125:GLU:N	2.19	0.83
7:BD:91:TRP:CZ3	36:BD:606:CLA:HBA2	2.13	0.83
8:CD:318:ALA:CB	23:UD:123:ASP:CB	2.55	0.83
7:BE:91:TRP:CZ3	36:BE:606:CLA:HBA2	2.13	0.83
7:BE:234:ILE:O	7:BE:237:VAL:CG1	2.27	0.83
4:MF:17:LYS:HE2	4:7L:15:GLN:HG2	1.50	0.83
3:XK:83:ARG:CD	3:XK:87:TYR:CZ	2.62	0.83
28:BL:118:ALA:HB2	4:ML:33:THR:HG21	1.60	0.83
8:c1:33:SER:C	8:c1:127:LEU:CB	2.52	0.83
1:B5:236:THR:CG2	3:4L:83:ARG:CD	2.57	0.83
31:d5:84:CYS:CB	33:d5:201:CYC:CAC	2.56	0.83

Continued on next page...

Continued from previous page...

Atom-1	Atom-2	Interatomic distance (Å)	Clash overlap (Å)
32:k6:126:SER:OG	33:k6:201:CYC:CMC	2.25	0.83
32:m6:153:CYS:HG	33:m6:201:CYC:HAC2	1.44	0.83
7:bD:290:SER:O	7:bD:294:GLN:HB2	1.78	0.83
4:cF:71:ASN:ND2	4:cF:121:VAL:HG22	1.94	0.83
31:jI:84:CYS:CB	33:jI:201:CYC:CAC	2.56	0.83
31:lJ:4:PRO:HD2	31:lJ:5:LEU:N	1.94	0.83
4:cK:71:ASN:ND2	4:cK:121:VAL:HG22	1.94	0.83
2:BB:78:GLY:O	12:HD:17:GLU:N	2.12	0.82
28:BG:136:ASN:HD22	29:QG:65:GLU:CB	1.81	0.82
28:BG:144:ALA:C	3:KG:75:GLU:CD	2.46	0.82
3:IG:105:GLU:CD	3:IG:155:TYR:OH	2.21	0.82
28:BL:119:THR:HB	4:ML:151:ILE:HD11	0.99	0.82
3:IL:90:ARG:CD	4:JL:18:TYR:CE1	2.62	0.82
7:B1:91:TRP:CZ3	36:B1:606:CLA:HBA2	2.13	0.82
7:B1:236:THR:CA	7:B1:473:THR:HG21	2.08	0.82
26:y1:70:LEU:O	26:y1:70:LEU:HD22	1.78	0.82
32:k2:82:CYS:SG	33:k2:201:CYC:HAC1	2.16	0.82
32:k2:84:ARG:HH21	31:l2:117:GLU:CD	1.87	0.82
31:j3:84:CYS:CB	33:j3:201:CYC:CAC	2.56	0.82
33:c6:201:CYC:HMA2	1:B6:126:ILE:HG23	1.61	0.82
31:j7:84:CYS:CB	33:j7:201:CYC:CAC	2.56	0.82
6:aE:35:ILE:HG21	13:iE:18:LEU:HD21	1.56	0.82
6:aE:257:ARG:CZ	7:bE:498:VAL:CG2	2.57	0.82
8:cE:247:ALA:C	8:cE:253:TRP:HH2	1.87	0.82
32:kJ:91:ARG:O	32:kJ:95:TYR:HD2	1.59	0.82
18:OD:55:ARG:NH2	18:oE:241:GLU:OE2	2.12	0.82
3:JF:65:VAL:CG1	33:JF:201:CYC:OC	2.27	0.82
42:a1:412:LHG:P	9:d1:231:THR:HG23	2.18	0.82
8:c1:128:GLU:CA	8:c1:135:GLY:CA	2.37	0.82
9:d1:80:THR:CG2	9:d1:111:TRP:HE1	1.92	0.82
31:f2:4:PRO:HD2	31:f2:5:LEU:N	1.94	0.82
32:k3:91:ARG:O	32:k3:95:TYR:HD2	1.59	0.82
2:C4:74:ARG:O	27:zE:30:PRO:HG3	1.78	0.82
2:C4:81:PRO:O	2:C4:164:LEU:HD21	1.78	0.82
31:l6:24:ILE:HG21	33:m6:201:CYC:HBB2	1.60	0.82
31:f7:4:PRO:HD2	31:f7:5:LEU:N	1.94	0.82
33:g7:202:CYC:O1A	1:B7:58:HIS:HB2	1.78	0.82
31:j9:4:PRO:HD2	31:j9:5:LEU:N	1.94	0.82
9:DD:88:SER:CB	10:ED:69:ARG:HH12	1.91	0.82
3:NL:73:TYR:OH	1:B5:195:PRO:HD2	1.78	0.82
6:A1:190:HIS:C	8:C1:398:ILE:HD13	2.04	0.82

Continued on next page...

Continued from previous page...

Atom-1	Atom-2	Interatomic distance (Å)	Clash overlap (Å)
18:O1:168:THR:HG22	18:oD:166:THR:O	1.79	0.82
31:b3:4:PRO:HD2	31:b3:5:LEU:N	1.94	0.82
32:e3:120:LEU:C	1:B3:170:ARG:NH2	2.36	0.82
32:k3:84:ARG:HH21	31:l3:117:GLU:CD	1.87	0.82
32:g5:35:ASN:HA	32:g5:38:LEU:HD12	1.61	0.82
31:h8:42:LYS:CG	32:i8:24:ILE:HD13	2.10	0.82
32:g9:35:ASN:HA	32:g9:38:LEU:HD12	1.61	0.82
32:kH:84:ARG:HH21	31:lH:117:GLU:CD	1.87	0.82
1:BA:170:ARG:NH2	32:eA:120:LEU:C	2.36	0.82
2:CB:472:ILE:CD1	4:cK:115:THR:HB	2.09	0.82
2:CB:489:LYS:HZ3	4:YK:76:ARG:NH2	1.78	0.82
39:AE:408:LMG:C28	7:bE:90:ILE:HD11	2.08	0.82
17:ME:32:ARG:NH1	17:mE:36:GLU:CG	2.40	0.82
28:BG:119:THR:CG2	4:MG:151:ILE:CG1	2.39	0.82
29:QG:155:GLN:CG	29:QG:156:PRO:N	2.43	0.82
28:BL:122:LEU:O	28:BL:124:PRO:HD3	1.79	0.82
8:C1:196:ILE:O	8:C1:198:GLY:N	2.11	0.82
31:j3:4:PRO:HD2	31:j3:5:LEU:N	1.93	0.82
32:k3:82:CYS:SG	33:k3:201:CYC:HAC1	2.17	0.82
4:a4:58:LYS:HA	4:a4:58:LYS:CE	2.10	0.82
31:j7:4:PRO:HD2	31:j7:5:LEU:N	1.94	0.82
31:d9:84:CYS:CB	33:d9:201:CYC:CAC	2.56	0.82
31:h9:42:LYS:CG	32:i9:24:ILE:HD13	2.10	0.82
32:kC:84:ARG:HH21	31:lC:117:GLU:CD	1.88	0.82
43:cD:515:BCR:C33	13:iD:20:ILE:CD1	2.57	0.82
6:aE:268:SER:H	9:dE:235:PHE:HE2	0.89	0.82
32:gH:35:ASN:HA	32:gH:38:LEU:HD12	1.61	0.82
1:BA:22:GLU:HA	31:fA:113:ALA:HB1	1.59	0.82
1:BA:26:ASP:OD1	31:fA:7:GLU:HG2	1.79	0.82
1:BA:58:HIS:HB2	33:gA:301:CYC:O1A	1.78	0.82
2:BB:731:VAL:HG23	33:BB:1001:CYC:CGD	2.10	0.82
7:BE:236:THR:CA	7:BE:473:THR:HG21	2.08	0.82
3:IG:90:ARG:HG2	4:JG:18:TYR:CE1	2.14	0.82
3:IG:110:VAL:HG12	3:IG:110:VAL:O	1.79	0.82
40:B1:623:LMT:C4'	13:i1:1:MET:CE	2.56	0.82
8:C1:318:ALA:CB	23:U1:123:ASP:CB	2.55	0.82
31:f3:4:PRO:HD2	31:f3:5:LEU:N	1.94	0.82
2:B4:251:VAL:HG22	2:B4:263:GLU:HG3	1.59	0.82
32:c9:159:GLU:O	32:c9:163:TYR:CD2	2.31	0.82
32:gA:35:ASN:HA	32:gA:38:LEU:HD12	1.61	0.82
6:aD:268:SER:H	9:dD:235:PHE:HE2	0.89	0.82

Continued on next page...

Continued from previous page...

Atom-1	Atom-2	Interatomic distance (Å)	Clash overlap (Å)
7:bE:290:SER:O	7:bE:294:GLN:HB2	1.78	0.82
8:cE:33:SER:C	8:cE:127:LEU:CB	2.52	0.82
31:dH:4:PRO:HD2	31:dH:5:LEU:N	1.94	0.82
31:lJ:84:CYS:CB	33:lJ:201:CYC:CAC	2.56	0.82
1:BC:26:ASP:OD1	31:fC:7:GLU:HG2	1.79	0.82
14:JD:6:LYS:HB2	14:JD:6:LYS:HZ2	1.42	0.82
18:OD:168:THR:HG21	18:oE:168:THR:CB	1.79	0.82
3:XF:83:ARG:CD	3:XF:84:ASP:N	2.40	0.82
4:YK:77:ARG:HB3	33:YK:201:CYC:CMD	2.10	0.82
4:YK:81:CYS:O	33:YK:201:CYC:CBC	2.28	0.82
28:BL:143:MET:CE	3:KL:52:LYS:CE	2.58	0.82
8:c1:128:GLU:CB	8:c1:135:GLY:CA	2.57	0.82
43:c1:515:BCR:C33	13:i1:20:ILE:CD1	2.57	0.82
1:B2:206:PHE:HE1	3:o4:76:GLU:CB	1.91	0.82
1:B6:209:GLN:CD	4:zB:58:LYS:HZ1	1.88	0.82
32:m7:151:GLY:HA3	33:m7:201:CYC:HMD1	1.60	0.82
1:B7:212:GLN:CB	1:B7:213:PRO:CD	2.53	0.82
1:B7:220:ASN:OD1	3:oB:56:ASN:OD1	1.97	0.82
32:g8:151:GLY:HA3	33:g8:201:CYC:HMD1	1.57	0.82
32:g9:65:GLN:CB	1:B9:199:TRP:HZ2	1.88	0.82
32:m9:151:GLY:HA3	33:m9:201:CYC:HMD1	1.60	0.82
32:kA:82:CYS:SG	33:kA:201:CYC:HAC1	2.17	0.82
32:kA:84:ARG:HH21	31:lA:117:GLU:CD	1.87	0.82
3:oB:23:LEU:CG	4:pB:38:VAL:CG2	2.57	0.82
31:jC:24:ILE:HD11	32:kC:42:ASN:OD1	1.80	0.82
32:mC:153:CYS:HG	33:mC:201:CYC:HAC2	1.41	0.82
3:bF:109:VAL:HG12	3:bF:109:VAL:O	1.79	0.82
32:kJ:84:ARG:HH21	31:lJ:117:GLU:CD	1.87	0.82
3:OB:48:GLU:OE2	1:B9:235:VAL:HG21	1.79	0.82
3:XB:56:ASN:OD1	1:B7:231:PRO:HG2	1.78	0.82
17:MD:32:ARG:CZ	17:mD:36:GLU:HG2	2.08	0.82
18:OD:168:THR:CB	18:oE:168:THR:OG1	2.27	0.82
17:ME:32:ARG:CZ	17:mE:36:GLU:HG2	2.08	0.82
28:EK:117:PHE:CE1	28:EK:118:ALA:HA	2.13	0.82
4:YK:75:THR:CG2	3:ZK:111:GLY:CA	2.57	0.82
4:OL:121:VAL:CG1	33:OL:201:CYC:HC	1.92	0.82
15:k1:14:TYR:HH	43:k1:102:BCR:HC31	1.44	0.82
32:m2:151:GLY:HA3	33:m2:201:CYC:HMD1	1.60	0.82
31:d3:4:PRO:HD2	31:d3:5:LEU:N	1.94	0.82
2:B4:837:ARG:O	2:B4:841:GLN:HG3	1.80	0.82
32:m7:44:ILE:CG1	32:m7:142:VAL:HG21	2.07	0.82

Continued on next page...

Continued from previous page...

Atom-1	Atom-2	Interatomic distance (Å)	Clash overlap (Å)
31:j8:24:ILE:HD11	32:k8:42:ASN:OD1	1.80	0.82
32:e9:120:LEU:CA	1:B9:170:ARG:NH2	2.43	0.82
32:k9:84:ARG:HH21	31:l9:117:GLU:CD	1.87	0.82
9:dD:98:GLN:CG	10:eD:73:LYS:HZ1	1.90	0.82
15:kD:14:TYR:HH	43:kD:102:BCR:HC31	1.45	0.82
1:BA:104:TYR:CZ	32:cA:116:THR:CG2	2.63	0.82
7:BD:236:THR:CA	7:BD:473:THR:HG21	2.08	0.82
4:YF:75:THR:CG2	3:ZF:111:GLY:CA	2.57	0.82
7:b1:289:GLN:HA	7:b1:292:ILE:HD12	1.62	0.82
9:d1:120:PHE:CZ	36:d1:403:CLA:H152	2.15	0.82
31:b2:4:PRO:HD2	31:b2:5:LEU:N	1.94	0.82
33:g3:202:CYC:O1A	1:B3:58:HIS:HB2	1.78	0.82
31:h6:42:LYS:CG	32:i6:24:ILE:HD13	2.10	0.82
32:k6:84:ARG:HH21	31:l6:117:GLU:CD	1.87	0.82
31:f7:7:GLU:HG2	1:B7:26:ASP:OD1	1.79	0.82
31:l7:24:ILE:HG21	33:m7:201:CYC:HBB2	1.60	0.82
32:g8:35:ASN:HA	32:g8:38:LEU:HD12	1.61	0.82
32:k8:84:ARG:HH21	31:l8:117:GLU:CD	1.88	0.82
6:aD:261:GLN:OE1	7:bD:492:TRP:CZ2	2.33	0.82
31:jH:24:ILE:HD11	32:kH:42:ASN:OD1	1.80	0.82
1:BA:211:LYS:HA	1:BA:211:LYS:HZ2	1.40	0.82
1:BC:212:GLN:CB	1:BC:213:PRO:CD	2.53	0.82
3:JF:65:VAL:HG21	33:JF:201:CYC:OC	1.77	0.82
3:IG:47:ARG:NE	4:JG:18:TYR:CZ	2.47	0.82
3:IG:77:MET:CE	33:IG:201:CYC:O1D	2.28	0.82
1:BJ:226:LYS:HD3	3:4G:66:VAL:HG12	1.62	0.82
3:JK:52:LYS:CE	1:B8:228:VAL:HB	2.09	0.82
36:a1:407:CLA:C1B	13:i1:12:VAL:HG21	2.08	0.82
31:h3:42:LYS:CG	32:i3:24:ILE:HD13	2.10	0.82
32:c6:112:GLY:O	32:c6:116:THR:HG23	1.80	0.82
32:g6:35:ASN:HA	32:g6:38:LEU:HD12	1.61	0.82
31:l6:84:CYS:CB	33:l6:201:CYC:CAC	2.56	0.82
32:e7:120:LEU:C	1:B7:170:ARG:NH2	2.36	0.82
31:h7:4:PRO:HD2	31:h7:5:LEU:N	1.94	0.82
32:m7:44:ILE:CG1	32:m7:142:VAL:HG22	2.10	0.82
32:gI:35:ASN:HA	32:gI:38:LEU:HD12	1.61	0.82
31:hI:42:LYS:CG	32:iI:24:ILE:HD13	2.10	0.82
32:eJ:112:GLY:O	32:eJ:116:THR:HG23	1.80	0.82
1:BA:212:GLN:HB3	1:BA:213:PRO:CD	2.02	0.82
9:DD:45:ILE:HD13	45:DD:401:PHO:C14	2.10	0.82
3:IL:103:PRO:HD2	3:IL:104:ILE:N	1.94	0.82

Continued on next page...

Continued from previous page...

Atom-1	Atom-2	Interatomic distance (Å)	Clash overlap (Å)
8:c1:257:ALA:C	8:c1:259:LEU:N	2.32	0.82
31:l2:24:ILE:HG21	33:m2:201:CYC:HBB2	1.60	0.82
32:g3:112:GLY:O	32:g3:116:THR:HG23	1.80	0.82
31:h5:42:LYS:CG	32:i5:24:ILE:HD13	2.10	0.82
32:k5:84:ARG:HH21	31:l5:117:GLU:CD	1.88	0.82
31:b6:73:ASN:HD22	31:b6:123:GLU:HB2	1.45	0.82
32:c7:112:GLY:O	32:c7:116:THR:HG23	1.80	0.82
32:c9:112:GLY:O	32:c9:116:THR:HG23	1.80	0.82
31:jA:4:PRO:HD2	31:jA:5:LEU:N	1.94	0.82
31:jA:24:ILE:HD11	32:kA:42:ASN:OD1	1.80	0.82
31:dC:4:PRO:HD2	31:dC:5:LEU:N	1.94	0.82
31:fH:4:PRO:HD2	31:fH:5:LEU:N	1.94	0.82
31:hJ:4:PRO:HD2	31:hJ:5:LEU:N	1.94	0.82
31:lJ:24:ILE:HG21	33:mJ:201:CYC:HBB2	1.60	0.82
1:BC:170:ARG:NH2	32:eC:120:LEU:C	2.36	0.81
9:DE:88:SER:CB	10:EE:69:ARG:HH12	1.91	0.81
4:KF:67:ARG:NH2	4:5L:63:SER:HA	1.94	0.81
4:YF:77:ARG:HB3	33:YF:201:CYC:CMD	2.10	0.81
3:IL:77:MET:CE	33:IL:201:CYC:O1D	2.28	0.81
3:IL:90:ARG:HG2	4:JL:18:TYR:CE1	2.14	0.81
29:QL:155:GLN:CG	29:QL:156:PRO:N	2.43	0.81
32:c3:112:GLY:O	32:c3:116:THR:HG23	1.80	0.81
32:e3:112:GLY:O	32:e3:116:THR:HG23	1.80	0.81
2:B4:731:VAL:HG23	33:B4:1001:CYC:CGD	2.10	0.81
32:g5:112:GLY:O	32:g5:116:THR:HG23	1.80	0.81
32:m5:151:GLY:HA3	33:m5:201:CYC:HMD1	1.60	0.81
32:e7:112:GLY:O	32:e7:116:THR:HG23	1.80	0.81
32:e9:153:CYS:SG	33:e9:202:CYC:CBC	2.68	0.81
32:g9:112:GLY:O	32:g9:116:THR:HG23	1.80	0.81
32:cA:112:GLY:O	32:cA:116:THR:HG23	1.80	0.81
9:dD:120:PHE:CZ	36:dD:403:CLA:H152	2.15	0.81
32:eH:112:GLY:O	32:eH:116:THR:HG23	1.80	0.81
32:kI:84:ARG:HH21	31:lI:117:GLU:CD	1.87	0.81
31:hJ:42:LYS:CG	32:iJ:24:ILE:HD13	2.10	0.81
2:CB:148:ARG:HB2	8:cD:13:ARG:NH2	1.95	0.81
2:CB:153:SER:CB	8:cD:126:VAL:CG1	1.84	0.81
28:EF:110:LYS:HG3	2:C4:48:SER:OG	1.80	0.81
4:YF:81:CYS:O	33:YF:201:CYC:CBC	2.28	0.81
28:BG:127:THR:HG1	28:BG:129:ASN:HA	1.43	0.81
28:BG:143:MET:CE	3:KG:52:LYS:CE	2.58	0.81
1:BI:209:GLN:NE2	4:z4:58:LYS:HZ1	1.77	0.81

Continued on next page...

Continued from previous page...

Atom-1	Atom-2	Interatomic distance (Å)	Clash overlap (Å)
1:BI:239:ALA:HB2	4:a4:62:TYR:CD2	2.15	0.81
3:JK:65:VAL:CG1	33:JK:201:CYC:OC	2.27	0.81
3:w4:3:ILE:HG13	3:w4:100:ASP:OD1	1.80	0.81
33:c6:201:CYC:HBA2	1:B6:7:LEU:HD22	1.62	0.81
32:g7:112:GLY:O	32:g7:116:THR:HG23	1.80	0.81
1:B7:211:LYS:HA	1:B7:211:LYS:HZ2	1.44	0.81
32:e9:112:GLY:O	32:e9:116:THR:HG23	1.80	0.81
31:bC:4:PRO:HD2	31:bC:5:LEU:N	1.94	0.81
31:hC:42:LYS:CG	32:iC:24:ILE:HD13	2.10	0.81
8:cD:262:SER:OG	36:cD:508:CLA:C4A	2.29	0.81
7:bE:86:ASP:OD1	7:bE:86:ASP:N	2.13	0.81
9:dE:102:THR:HG21	40:dE:413:LMT:H6E	1.61	0.81
31:bI:84:CYS:CB	33:bI:201:CYC:CAC	2.56	0.81
32:eJ:153:CYS:SG	33:eJ:202:CYC:CBC	2.68	0.81
32:gJ:112:GLY:O	32:gJ:116:THR:HG23	1.80	0.81
1:BA:170:ARG:NH2	32:eA:120:LEU:HA	1.96	0.81
2:CB:48:SER:OG	28:EK:110:LYS:HG3	1.80	0.81
2:CB:74:ARG:CA	27:zD:30:PRO:HG2	2.09	0.81
2:CB:721:LEU:HD11	4:xB:154:ASP:HB2	1.60	0.81
1:BC:104:TYR:CZ	32:cC:116:THR:CG2	2.63	0.81
8:CD:13:ARG:HG2	8:CD:13:ARG:HH11	1.46	0.81
9:DD:121:ALA:HB3	45:DD:401:PHO:H41	1.61	0.81
8:CE:13:ARG:HG2	8:CE:13:ARG:HH11	1.46	0.81
28:EF:135:PRO:CG	28:EF:136:ASN:N	2.24	0.81
4:YF:76:ARG:NH2	2:C4:489:LYS:HZ3	1.79	0.81
3:IG:33:GLY:O	3:IG:37:VAL:HG23	1.80	0.81
3:KG:2:SER:N	3:KG:5:THR:HG1	1.78	0.81
1:BI:212:GLN:N	1:BI:212:GLN:OE1	2.13	0.81
3:IL:47:ARG:NE	4:JL:18:TYR:CZ	2.47	0.81
3:IL:110:VAL:O	3:IL:110:VAL:HG12	1.79	0.81
8:C1:13:ARG:HG2	8:C1:13:ARG:HH11	1.46	0.81
33:c2:201:CYC:HBA2	1:B2:7:LEU:HD22	1.62	0.81
32:e2:153:CYS:SG	33:e2:202:CYC:CBC	2.68	0.81
32:e3:120:LEU:HA	1:B3:170:ARG:NH2	1.96	0.81
32:e3:153:CYS:SG	33:e3:202:CYC:CBC	2.68	0.81
2:B4:732:ASN:O	2:B4:734:ARG:HB2	1.81	0.81
31:h8:64:PRO:HD2	31:h8:65:TYR:H	1.46	0.81
31:h9:4:PRO:HD2	31:h9:5:LEU:N	1.94	0.81
31:j9:24:ILE:HD11	32:k9:42:ASN:OD1	1.80	0.81
31:dA:4:PRO:HD2	31:dA:5:LEU:N	1.94	0.81
32:eA:153:CYS:SG	33:eA:202:CYC:CBC	2.68	0.81

Continued on next page...

Continued from previous page...

Atom-1	Atom-2	Interatomic distance (Å)	Clash overlap (Å)
31:fA:64:PRO:HD2	31:fA:65:TYR:H	1.45	0.81
31:hA:64:PRO:HD2	31:hA:65:TYR:H	1.46	0.81
32:mA:151:GLY:HA3	33:mA:201:CYC:HMD1	1.60	0.81
32:cC:112:GLY:O	32:cC:116:THR:HG23	1.80	0.81
32:gC:112:GLY:O	32:gC:116:THR:HG23	1.80	0.81
8:cD:262:SER:OG	36:cD:508:CLA:C3A	2.28	0.81
9:dD:102:THR:HG21	40:dD:413:LMT:H6E	1.61	0.81
8:cE:266:LEU:O	8:cE:268:LEU:N	2.13	0.81
32:cH:112:GLY:O	32:cH:116:THR:HG23	1.80	0.81
31:hH:42:LYS:CG	32:iH:24:ILE:HD13	2.10	0.81
32:eI:153:CYS:SG	33:eI:202:CYC:CBC	2.68	0.81
32:gJ:151:GLY:HA3	33:gJ:201:CYC:HMD1	1.57	0.81
3:bK:109:VAL:O	3:bK:109:VAL:HG12	1.80	0.81
1:BA:189:ARG:HD2	32:gA:121:GLY:CA	2.11	0.81
2:CB:81:PRO:O	2:CB:164:LEU:HD21	1.78	0.81
2:CB:536:SER:HB3	5:NK:28:THR:HG21	1.61	0.81
33:VB:201:CYC:CHA	4:aB:62:TYR:CE1	2.62	0.81
9:DE:85:LEU:HG	10:EE:69:ARG:HB2	1.63	0.81
9:DE:103:ARG:NH2	10:EE:77:GLN:NE2	2.28	0.81
28:BL:110:LYS:O	28:BL:111:THR:HG23	1.80	0.81
3:IL:25:ARG:HA	3:IL:28:SER:OG	1.79	0.81
32:m3:151:GLY:HA3	33:m3:201:CYC:HMD1	1.60	0.81
32:m5:44:ILE:CG1	32:m5:142:VAL:HG22	2.10	0.81
1:B6:205:ARG:HD3	1:B6:207:VAL:CG1	2.10	0.81
1:B6:209:GLN:HE21	4:zB:58:LYS:NZ	1.77	0.81
32:e7:153:CYS:SG	33:e7:202:CYC:CBC	2.68	0.81
32:g7:121:GLY:CA	1:B7:189:ARG:HD2	2.11	0.81
1:B7:206:PHE:CB	3:wB:76:GLU:HG2	2.11	0.81
1:B8:7:LEU:HD22	33:c8:201:CYC:HBA2	1.62	0.81
32:e8:153:CYS:SG	33:e8:202:CYC:CBC	2.68	0.81
1:B9:205:ARG:HD3	1:B9:207:VAL:CG1	2.11	0.81
31:lA:4:PRO:HD2	31:lA:5:LEU:N	1.94	0.81
6:aE:257:ARG:CZ	7:bE:498:VAL:HG22	2.09	0.81
31:hH:64:PRO:HD2	31:hH:65:TYR:H	1.46	0.81
32:mI:1:MET:N	32:mI:107:ASP:OD2	2.14	0.81
3:JF:107:ILE:HD11	2:C4:549:VAL:HG22	1.63	0.81
28:BG:122:LEU:O	28:BG:124:PRO:HD3	1.79	0.81
1:BI:210:GLU:OE2	4:z4:128:GLN:CD	2.24	0.81
28:BL:145:ARG:CA	3:KL:75:GLU:OE1	2.25	0.81
1:B2:238:VAL:HG13	3:O4:79:ALA:HB1	1.61	0.81
31:l3:73:ASN:HD22	31:l3:123:GLU:HB2	1.45	0.81

Continued on next page...

Continued from previous page...

Atom-1	Atom-2	Interatomic distance (Å)	Clash overlap (Å)
31:l3:91:TYR:CZ	31:l3:129:TYR:CE1	2.69	0.81
31:l5:91:TYR:CZ	31:l5:129:TYR:CE1	2.69	0.81
32:m6:44:ILE:CG1	32:m6:142:VAL:HG22	2.10	0.81
1:B6:206:PHE:HE1	3:uB:76:GLU:HG3	1.45	0.81
31:l8:24:ILE:HG21	33:m8:201:CYC:HBB2	1.60	0.81
32:iC:1:MET:N	32:iC:107:ASP:OD2	2.14	0.81
32:mC:1:MET:N	32:mC:107:ASP:OD2	2.14	0.81
8:cD:444:LYS:O	9:dD:224:GLU:CB	2.29	0.81
9:dE:120:PHE:CZ	36:dE:403:CLA:H152	2.15	0.81
32:gH:112:GLY:O	32:gH:116:THR:HG23	1.80	0.81
32:mH:153:CYS:HG	33:mH:201:CYC:HAC2	1.46	0.81
32:gI:112:GLY:O	32:gI:116:THR:HG23	1.80	0.81
31:lI:91:TYR:CZ	31:lI:129:TYR:CE1	2.69	0.81
32:gJ:35:ASN:HA	32:gJ:38:LEU:HD12	1.61	0.81
4:hK:81:CYS:C	33:hK:201:CYC:CAC	2.29	0.81
9:DD:103:ARG:NH2	10:ED:77:GLN:NE2	2.28	0.81
10:EE:69:ARG:HG3	10:EE:69:ARG:HH11	1.46	0.81
24:VE:159:LYS:HA	24:VE:159:LYS:CE	2.10	0.81
5:NF:28:THR:HG21	2:C4:536:SER:HB3	1.63	0.81
28:BL:136:ASN:ND2	29:QL:65:GLU:HB3	1.78	0.81
29:QL:64:PRO:O	29:QL:66:LEU:N	2.12	0.81
8:c1:444:LYS:O	9:d1:224:GLU:CB	2.29	0.81
9:d1:102:THR:HG21	40:d1:413:LMT:H6E	1.61	0.81
31:j2:106:PRO:HD2	31:j2:107:MET:N	1.96	0.81
31:l2:91:TYR:CZ	31:l2:129:TYR:CE1	2.69	0.81
32:c3:116:THR:CG2	1:B3:104:TYR:CZ	2.63	0.81
31:f3:64:PRO:HD2	31:f3:65:TYR:H	1.46	0.81
32:e6:120:LEU:CA	1:B6:170:ARG:NH2	2.43	0.81
32:g7:35:ASN:HA	32:g7:38:LEU:HD12	1.62	0.81
32:c8:112:GLY:O	32:c8:116:THR:HG23	1.80	0.81
32:eA:112:GLY:O	32:eA:116:THR:HG23	1.80	0.81
32:gA:112:GLY:O	32:gA:116:THR:HG23	1.80	0.81
32:mA:1:MET:N	32:mA:107:ASP:OD2	2.14	0.81
32:eC:1:MET:N	32:eC:107:ASP:OD2	2.14	0.81
8:cE:33:SER:HB3	8:cE:127:LEU:CB	2.11	0.81
31:lH:4:PRO:HD2	31:lH:5:LEU:N	1.94	0.81
32:eI:112:GLY:O	32:eI:116:THR:HG23	1.80	0.81
31:fI:4:PRO:HD2	31:fI:5:LEU:N	1.94	0.81
31:fJ:106:PRO:HD2	31:fJ:107:MET:N	1.96	0.81
9:DD:85:LEU:HG	10:ED:69:ARG:HB2	1.62	0.81
10:ED:60:ARG:HD3	10:ED:64:PRO:HG3	1.63	0.81

Continued on next page...

Continued from previous page...

Atom-1	Atom-2	Interatomic distance (Å)	Clash overlap (Å)
12:HE:17:GLU:CB	2:B4:79:GLY:CA	2.57	0.81
28:EF:117:PHE:HD1	28:EF:119:THR:H	0.81	0.81
28:EF:140:PHE:CE1	3:ZF:83:ARG:CG	2.64	0.81
1:BI:7:LEU:HD22	33:cI:201:CYC:HBA2	1.62	0.81
10:E1:69:ARG:HG3	10:E1:69:ARG:HH11	1.45	0.81
32:g2:112:GLY:O	32:g2:116:THR:HG23	1.80	0.81
31:j2:24:ILE:HD11	32:k2:42:ASN:OD1	1.80	0.81
32:c3:1:MET:N	32:c3:107:ASP:OD2	2.14	0.81
32:m3:44:ILE:HG13	32:m3:142:VAL:HG22	1.63	0.81
2:B4:548:SER:OG	4:5G:10:ASN:OD1	1.99	0.81
32:e6:112:GLY:O	32:e6:116:THR:HG23	1.80	0.81
32:e7:1:MET:N	32:e7:107:ASP:OD2	2.14	0.81
32:e8:112:GLY:O	32:e8:116:THR:HG23	1.80	0.81
31:h8:73:ASN:HD22	31:h8:123:GLU:HB2	1.45	0.81
31:h8:84:CYS:CB	33:h8:201:CYC:CAC	2.56	0.81
31:j8:64:PRO:HD2	31:j8:65:TYR:H	1.46	0.81
32:m8:151:GLY:HA3	33:m8:201:CYC:HMD1	1.60	0.81
31:fA:106:PRO:HD2	31:fA:107:MET:N	1.96	0.81
31:hA:42:LYS:CG	32:iA:24:ILE:HD13	2.10	0.81
32:mA:44:ILE:CG1	32:mA:142:VAL:HG22	2.10	0.81
32:eC:153:CYS:SG	33:eC:202:CYC:CBC	2.68	0.81
15:kE:23:ILE:HD11	26:yE:72:LEU:CD1	2.07	0.81
32:eH:1:MET:N	32:eH:107:ASP:OD2	2.14	0.81
31:hH:106:PRO:HD2	31:hH:107:MET:N	1.96	0.81
32:cI:112:GLY:O	32:cI:116:THR:HG23	1.80	0.81
32:iJ:1:MET:N	32:iJ:107:ASP:OD2	2.14	0.81
31:jJ:64:PRO:HD2	31:jJ:65:TYR:H	1.46	0.81
1:BC:170:ARG:NH2	32:eC:120:LEU:HA	1.96	0.81
14:JE:6:LYS:HZ2	14:JE:6:LYS:HB2	1.45	0.81
28:BG:110:LYS:O	28:BG:111:THR:HG23	1.80	0.81
1:BI:126:ILE:HG23	33:cI:201:CYC:HMA2	1.61	0.81
3:IL:77:MET:HE1	33:IL:201:CYC:HAD1	1.63	0.81
8:C1:13:ARG:CD	36:C1:513:CLA:CED	2.43	0.81
9:D1:103:ARG:NH2	10:E1:77:GLN:NE2	2.28	0.81
31:h2:42:LYS:CG	32:i2:24:ILE:HD13	2.10	0.81
31:l2:4:PRO:HD2	31:l2:5:LEU:N	1.94	0.81
32:g3:121:GLY:CA	1:B3:189:ARG:HD2	2.11	0.81
32:m3:1:MET:N	32:m3:107:ASP:OD2	2.14	0.81
2:C4:472:ILE:CD1	4:cF:115:THR:HB	2.11	0.81
1:B5:236:THR:HG21	3:4L:83:ARG:NE	1.95	0.81
31:b5:106:PRO:HD2	31:b5:107:MET:N	1.96	0.81

Continued on next page...

Continued from previous page...

Atom-1	Atom-2	Interatomic distance (Å)	Clash overlap (Å)
32:c5:1:MET:N	32:c5:107:ASP:OD2	2.14	0.81
31:h5:64:PRO:HD2	31:h5:65:TYR:H	1.46	0.81
32:e6:1:MET:N	32:e6:107:ASP:OD2	2.14	0.81
31:h7:42:LYS:CG	32:i7:24:ILE:HD13	2.10	0.81
32:m8:44:ILE:CG1	32:m8:142:VAL:HG22	2.10	0.81
32:m8:44:ILE:HG13	32:m8:142:VAL:HG22	1.63	0.81
33:c9:201:CYC:HBA2	1:B9:7:LEU:HD22	1.62	0.81
32:i9:1:MET:N	32:i9:107:ASP:OD2	2.14	0.81
32:eC:112:GLY:O	32:eC:116:THR:HG23	1.80	0.81
32:mC:151:GLY:HA3	33:mC:201:CYC:HMD1	1.60	0.81
8:cE:33:SER:OG	8:cE:127:LEU:CB	2.29	0.81
8:cE:444:LYS:O	9:dE:224:GLU:CB	2.29	0.81
32:eH:153:CYS:SG	33:eH:202:CYC:CBC	2.68	0.81
32:mH:44:ILE:HG13	32:mH:142:VAL:HG22	1.63	0.81
31:hI:64:PRO:HD2	31:hI:65:TYR:H	1.46	0.81
31:lI:64:PRO:HD2	31:lI:65:TYR:H	1.46	0.81
32:mJ:151:GLY:HA3	33:mJ:201:CYC:HMD1	1.60	0.81
2:BB:80:SER:OG	12:HD:20:LYS:N	2.08	0.81
3:VB:52:LYS:CB	1:B6:231:PRO:HB3	2.11	0.81
1:BC:231:PRO:O	3:Q4:52:LYS:CE	2.28	0.81
18:OD:166:THR:O	18:oE:168:THR:HG22	1.81	0.81
10:EE:60:ARG:HD3	10:EE:64:PRO:HG3	1.63	0.81
1:BJ:237:ARG:HB3	4:1G:62:TYR:HB3	1.61	0.81
14:J1:6:LYS:HE3	14:J1:6:LYS:O	1.81	0.81
36:c1:506:CLA:HBA2	13:i1:23:PHE:CZ	2.16	0.81
32:c2:112:GLY:O	32:c2:116:THR:HG23	1.80	0.81
32:m2:44:ILE:HG13	32:m2:142:VAL:HG22	1.63	0.81
1:B3:220:ASN:OD1	3:o4:56:ASN:OD1	1.99	0.81
32:e5:112:GLY:O	32:e5:116:THR:HG23	1.80	0.81
31:f5:64:PRO:HD2	31:f5:65:TYR:H	1.46	0.81
31:j6:106:PRO:HD2	31:j6:107:MET:N	1.96	0.81
31:d7:4:PRO:HD2	31:d7:5:LEU:N	1.94	0.81
32:g7:1:MET:N	32:g7:107:ASP:OD2	2.14	0.81
32:k7:84:ARG:HH21	31:l7:117:GLU:CD	1.87	0.81
31:l9:64:PRO:HD2	31:l9:65:TYR:H	1.46	0.81
1:B9:203:VAL:CG1	3:oB:77:MET:CE	2.59	0.81
31:dA:64:PRO:HD2	31:dA:65:TYR:H	1.46	0.81
31:hC:84:CYS:SG	33:hC:201:CYC:HAC1	2.10	0.81
17:mD:30:GLN:CD	39:mD:101:LMG:HC61	2.05	0.81
39:dE:411:LMG:C1	11:fE:40:GLN:NE2	2.43	0.81
32:cI:1:MET:N	32:cI:107:ASP:OD2	2.14	0.81

Continued on next page...

Continued from previous page...

Atom-1	Atom-2	Interatomic distance (Å)	Clash overlap (Å)
31:lI:73:ASN:HD22	31:lI:123:GLU:HB2	1.45	0.81
31:jJ:24:ILE:HD11	32:kJ:42:ASN:OD1	1.80	0.81
2:BB:732:ASN:O	2:BB:734:ARG:HB2	1.81	0.81
10:ED:67:THR:OG1	10:ED:75:GLN:NE2	2.14	0.81
10:EE:67:THR:OG1	10:EE:75:GLN:NE2	2.14	0.81
16:LE:9:LYS:HD3	38:LE:101:SQD:HO8	1.44	0.81
29:QG:142:VAL:CG1	29:QG:149:VAL:HG12	2.11	0.81
1:BJ:7:LEU:HD22	33:cJ:201:CYC:HBA2	1.62	0.81
29:QL:142:VAL:CG1	29:QL:149:VAL:HG12	2.11	0.81
8:C1:390:SER:OG	8:C1:394:VAL:HG23	1.81	0.81
10:E1:60:ARG:HD3	10:E1:64:PRO:HG3	1.63	0.81
17:m1:30:GLN:CD	39:m1:101:LMG:HC61	2.05	0.81
31:h2:73:ASN:HD22	31:h2:123:GLU:HB2	1.45	0.81
1:B3:219:ALA:HB2	3:o4:52:LYS:HD2	1.62	0.81
32:c5:112:GLY:O	32:c5:116:THR:HG23	1.80	0.81
31:j5:24:ILE:HD11	32:k5:42:ASN:OD1	1.80	0.81
31:j5:64:PRO:HD2	31:j5:65:TYR:H	1.46	0.81
31:l5:106:PRO:HD2	31:l5:107:MET:N	1.96	0.81
31:f6:4:PRO:HD2	31:f6:5:LEU:N	1.94	0.81
32:g7:69:PRO:HD3	1:B7:198:ILE:CD1	2.11	0.81
33:c8:202:CYC:HAB2	31:h8:149:GLU:OE2	1.81	0.81
33:cA:202:CYC:HAB2	31:hA:149:GLU:OE2	1.81	0.81
31:bC:73:ASN:HD22	31:bC:123:GLU:HB2	1.45	0.81
31:bC:106:PRO:HD2	31:bC:107:MET:N	1.96	0.81
32:cC:1:MET:N	32:cC:107:ASP:OD2	2.14	0.81
31:hC:73:ASN:HD22	31:hC:123:GLU:HB2	1.45	0.81
31:lC:64:PRO:HD2	31:lC:65:TYR:H	1.46	0.81
31:lC:106:PRO:HD2	31:lC:107:MET:N	1.96	0.81
8:cD:251:PHE:HE1	43:cD:515:BCR:C31	1.94	0.81
13:iD:23:PHE:CZ	36:iD:101:CLA:HBA2	2.16	0.81
8:cE:251:PHE:HE2	36:cE:507:CLA:HAA2	1.45	0.81
17:mE:30:GLN:CD	39:mE:101:LMG:HC61	2.05	0.81
31:jI:24:ILE:HD11	32:kI:42:ASN:OD1	1.80	0.81
31:lI:106:PRO:HD2	31:lI:107:MET:N	1.96	0.81
31:jJ:106:PRO:HD2	31:jJ:107:MET:N	1.96	0.81
32:kJ:1:MET:N	32:kJ:107:ASP:OD2	2.14	0.81
31:lJ:91:TYR:CZ	31:lJ:129:TYR:CE1	2.69	0.81
1:BA:230:ARG:HH12	32:c6:14:THR:HG21	1.46	0.80
14:JD:6:LYS:HE3	14:JD:6:LYS:O	1.81	0.80
3:IG:62:ARG:CD	3:IG:128:GLU:OE1	2.29	0.80
10:E1:67:THR:OG1	10:E1:75:GLN:NE2	2.14	0.80

Continued on next page...

Continued from previous page...

Atom-1	Atom-2	Interatomic distance (Å)	Clash overlap (Å)
17:M1:32:ARG:NH2	17:m1:36:GLU:CD	2.39	0.80
18:O1:55:ARG:NH2	18:oD:241:GLU:CD	2.39	0.80
32:g2:1:MET:N	32:g2:107:ASP:OD2	2.14	0.80
31:b3:64:PRO:HD2	31:b3:65:TYR:H	1.46	0.80
32:g3:35:ASN:HA	32:g3:38:LEU:HD12	1.62	0.80
32:i3:146:ALA:O	32:i3:148:ILE:HG13	1.82	0.80
31:l3:4:PRO:HD2	31:l3:5:LEU:N	1.94	0.80
1:B6:210:GLU:OE2	4:zB:128:GLN:CD	2.24	0.80
31:b7:64:PRO:HD2	31:b7:65:TYR:H	1.46	0.80
31:l8:64:PRO:HD2	31:l8:65:TYR:H	1.46	0.80
32:k9:1:MET:N	32:k9:107:ASP:OD2	2.14	0.80
32:m9:44:ILE:CG1	32:m9:142:VAL:HG22	2.10	0.80
31:lC:91:TYR:CZ	31:lC:129:TYR:CE1	2.69	0.80
13:iE:23:PHE:CZ	36:iE:101:CLA:HBA2	2.16	0.80
32:kI:1:MET:N	32:kI:107:ASP:OD2	2.14	0.80
31:fJ:64:PRO:HD2	31:fJ:65:TYR:H	1.46	0.80
10:ED:69:ARG:HH11	10:ED:69:ARG:HG3	1.45	0.80
18:OD:140:GLY:HA2	7:bD:77:GLY:HA3	1.63	0.80
18:OE:140:GLY:HA2	7:bE:77:GLY:HA3	1.63	0.80
31:d2:4:PRO:HD2	31:d2:5:LEU:N	1.94	0.80
32:e2:1:MET:N	32:e2:107:ASP:OD2	2.14	0.80
31:f2:64:PRO:HD2	31:f2:65:TYR:H	1.45	0.80
32:g2:35:ASN:HA	32:g2:38:LEU:HD12	1.61	0.80
32:k2:1:MET:N	32:k2:107:ASP:OD2	2.14	0.80
31:l5:73:ASN:HD22	31:l5:123:GLU:HB2	1.45	0.80
32:i7:146:ALA:O	32:i7:148:ILE:HG13	1.82	0.80
32:i9:146:ALA:O	32:i9:148:ILE:HG13	1.81	0.80
32:cA:1:MET:N	32:cA:107:ASP:OD2	2.14	0.80
32:mA:44:ILE:HG13	32:mA:142:VAL:HG22	1.63	0.80
31:lC:24:ILE:HG21	33:mC:201:CYC:HBB2	1.60	0.80
9:dD:55:VAL:CG2	9:dD:105:CYS:HB2	2.06	0.80
39:dD:411:LMG:C1	11:fD:40:GLN:NE2	2.43	0.80
31:lH:73:ASN:HD22	31:lH:123:GLU:HB2	1.45	0.80
31:hI:73:ASN:HD22	31:hI:123:GLU:HB2	1.45	0.80
32:mJ:44:ILE:CG1	32:mJ:142:VAL:HG22	2.10	0.80
2:BB:560:ILE:HG21	2:BB:582:GLU:OE2	1.81	0.80
4:YK:84:ASP:OD1	33:YK:201:CYC:C1B	2.30	0.80
3:ZK:126:VAL:HG23	33:ZK:201:CYC:HMC3	1.64	0.80
3:AL:25:ARG:HH11	3:IL:25:ARG:HG3	1.44	0.80
8:C1:440:ALA:CB	13:I1:31:ASN:OD1	2.30	0.80
9:d1:55:VAL:CG2	9:d1:105:CYS:HB2	2.06	0.80

Continued on next page...

Continued from previous page...

Atom-1	Atom-2	Interatomic distance (Å)	Clash overlap (Å)
39:d1:411:LMG:C1	11:f1:40:GLN:NE2	2.43	0.80
32:e2:120:LEU:CA	1:B2:170:ARG:NH2	2.43	0.80
31:h2:84:CYS:SG	33:h2:201:CYC:HAC1	2.10	0.80
31:d3:64:PRO:HD2	31:d3:65:TYR:H	1.46	0.80
31:j3:106:PRO:HD2	31:j3:107:MET:N	1.96	0.80
4:a4:64:ASP:OD1	4:a4:65:ILE:N	2.13	0.80
2:C4:74:ARG:HG2	27:zE:30:PRO:HG2	1.61	0.80
32:e5:1:MET:N	32:e5:107:ASP:OD2	2.14	0.80
32:i5:146:ALA:O	32:i5:148:ILE:HG13	1.82	0.80
32:g6:112:GLY:O	32:g6:116:THR:HG23	1.80	0.80
32:m6:151:GLY:HA3	33:m6:201:CYC:HMD1	1.60	0.80
32:c7:116:THR:CG2	1:B7:104:TYR:CZ	2.63	0.80
33:c7:201:CYC:HBA2	1:B7:7:LEU:HD22	1.64	0.80
32:i7:1:MET:N	32:i7:107:ASP:OD2	2.14	0.80
1:B7:226:LYS:NZ	1:B7:226:LYS:HB3	1.96	0.80
31:d9:106:PRO:HD2	31:d9:107:MET:N	1.96	0.80
31:fC:106:PRO:HD2	31:fC:107:MET:N	1.96	0.80
31:hC:64:PRO:HD2	31:hC:65:TYR:H	1.46	0.80
8:cD:33:SER:HB2	8:cD:127:LEU:CB	2.11	0.80
31:bH:73:ASN:HD22	31:bH:123:GLU:HB2	1.45	0.80
31:jH:64:PRO:HD2	31:jH:65:TYR:H	1.46	0.80
1:BA:231:PRO:O	3:QB:52:LYS:CE	2.28	0.80
2:BB:735:ARG:HB2	2:BB:875:PHE:CE1	2.17	0.80
2:BB:837:ARG:O	2:BB:841:GLN:HG3	1.80	0.80
4:WB:67:ARG:CZ	4:WB:67:ARG:HB3	2.11	0.80
7:BE:71:VAL:HG22	7:BE:93:PHE:CE1	2.16	0.80
3:IG:90:ARG:O	3:IG:94:TYR:CD2	2.35	0.80
3:IL:69:GLY:C	3:IL:73:TYR:CE2	2.60	0.80
3:IL:92:ILE:CD1	3:IL:153:PHE:CE1	2.59	0.80
33:c2:202:CYC:HHA	33:c2:202:CYC:CBD	2.12	0.80
32:i2:146:ALA:O	32:i2:148:ILE:HG13	1.82	0.80
31:b3:73:ASN:HD22	31:b3:123:GLU:HB2	1.45	0.80
32:c5:38:LEU:HD23	32:c5:41:VAL:HG21	1.64	0.80
31:h7:73:ASN:HD22	31:h7:123:GLU:HB2	1.45	0.80
31:j7:106:PRO:HD2	31:j7:107:MET:N	1.96	0.80
32:e8:1:MET:N	32:e8:107:ASP:OD2	2.14	0.80
1:B9:214:LYS:HB2	1:B9:214:LYS:NZ	1.97	0.80
32:eA:1:MET:N	32:eA:107:ASP:OD2	2.14	0.80
31:lA:64:PRO:HD2	31:lA:65:TYR:H	1.46	0.80
31:lA:106:PRO:HD2	31:lA:107:MET:N	1.96	0.80
9:dE:95:PRO:HG3	12:hE:52:SER:HA	1.64	0.80

Continued on next page...

Continued from previous page...

Atom-1	Atom-2	Interatomic distance (Å)	Clash overlap (Å)
9:dE:98:GLN:CG	10:eE:73:LYS:HZ1	1.92	0.80
31:bJ:106:PRO:HD2	31:bJ:107:MET:N	1.96	0.80
4:TB:62:TYR:CG	1:B9:239:ALA:CB	2.64	0.80
8:CE:122:ARG:NH2	27:ZE:33:TRP:CE2	2.34	0.80
3:IG:4:VAL:CG1	3:IG:8:ILE:CG1	2.60	0.80
3:IG:101:VAL:CG1	3:IG:155:TYR:HE2	1.89	0.80
28:EK:140:PHE:CE1	3:ZK:83:ARG:CG	2.64	0.80
3:IL:4:VAL:CG1	3:IL:8:ILE:CG1	2.59	0.80
3:IL:33:GLY:O	3:IL:37:VAL:HG23	1.80	0.80
9:D1:103:ARG:HH21	9:D1:103:ARG:HG2	1.45	0.80
33:c2:202:CYC:HAB2	31:h2:149:GLU:OE2	1.81	0.80
32:e2:112:GLY:O	32:e2:116:THR:HG23	1.80	0.80
32:m2:1:MET:N	32:m2:107:ASP:OD2	2.14	0.80
32:k3:1:MET:N	32:k3:107:ASP:OD2	2.14	0.80
31:l3:106:PRO:O	31:l3:110:TYR:HD2	1.65	0.80
31:j5:106:PRO:HD2	31:j5:107:MET:N	1.96	0.80
33:c6:202:CYC:HHA	33:c6:202:CYC:CBD	2.12	0.80
31:j6:106:PRO:O	31:j6:110:TYR:HD2	1.65	0.80
31:h7:106:PRO:HD2	31:h7:107:MET:N	1.96	0.80
31:j7:64:PRO:HD2	31:j7:65:TYR:H	1.46	0.80
31:l7:64:PRO:HD2	31:l7:65:TYR:H	1.46	0.80
31:l7:73:ASN:HD22	31:l7:123:GLU:HB2	1.45	0.80
31:d8:4:PRO:HD2	31:d8:5:LEU:N	1.94	0.80
31:l8:73:ASN:HD22	31:l8:123:GLU:HB2	1.45	0.80
32:m8:1:MET:N	32:m8:107:ASP:OD2	2.14	0.80
31:b9:84:CYS:SG	33:b9:201:CYC:CAC	2.70	0.80
33:c9:201:CYC:HMA2	1:B9:126:ILE:HG23	1.61	0.80
33:c9:202:CYC:HHA	33:c9:202:CYC:CBD	2.12	0.80
33:c9:202:CYC:HAB2	31:h9:149:GLU:OE2	1.81	0.80
32:iA:1:MET:N	32:iA:107:ASP:OD2	2.14	0.80
31:bC:84:CYS:SG	33:bC:201:CYC:CAC	2.70	0.80
32:cH:1:MET:N	32:cH:107:ASP:OD2	2.14	0.80
32:mH:1:MET:N	32:mH:107:ASP:OD2	2.14	0.80
31:bI:84:CYS:SG	33:bI:201:CYC:CAC	2.70	0.80
32:cI:38:LEU:HD23	32:cI:41:VAL:HG21	1.64	0.80
32:iJ:146:ALA:O	32:iJ:148:ILE:HG13	1.82	0.80
33:mJ:201:CYC:HHA	33:mJ:201:CYC:CBD	2.12	0.80
1:BC:215:ALA:CB	3:u4:79:ALA:CB	2.51	0.80
3:JF:52:LYS:NZ	1:BH:228:VAL:CA	2.43	0.80
1:BJ:237:ARG:CB	4:1G:62:TYR:HB3	2.11	0.80
9:D1:85:LEU:HG	10:E1:69:ARG:HB2	1.62	0.80

Continued on next page...

Continued from previous page...

Atom-1	Atom-2	Interatomic distance (Å)	Clash overlap (Å)
8:c1:33:SER:HB2	8:c1:127:LEU:CB	2.11	0.80
31:d2:106:PRO:HD2	31:d2:107:MET:N	1.96	0.80
32:i2:1:MET:N	32:i2:107:ASP:OD2	2.14	0.80
31:l2:106:PRO:O	31:l2:110:TYR:HD2	1.65	0.80
4:T4:161:SER:HB3	4:aB:113:LYS:NZ	1.95	0.80
1:B5:7:LEU:HD22	33:c5:201:CYC:HBA2	1.62	0.80
1:B5:200:GLN:NE2	1:B5:200:GLN:O	2.15	0.80
31:b5:84:CYS:SG	33:b5:201:CYC:CAC	2.70	0.80
32:e5:153:CYS:SG	33:e5:202:CYC:CBC	2.68	0.80
33:c6:202:CYC:HAB2	31:h6:149:GLU:OE2	1.81	0.80
32:i6:146:ALA:O	32:i6:148:ILE:HG13	1.82	0.80
31:j6:24:ILE:HD11	32:k6:42:ASN:OD1	1.80	0.80
31:l6:64:PRO:HD2	31:l6:65:TYR:H	1.46	0.80
31:l7:91:TYR:CZ	31:l7:129:TYR:CE1	2.69	0.80
32:g8:1:MET:N	32:g8:107:ASP:OD2	2.14	0.80
31:b9:73:ASN:HD22	31:b9:123:GLU:HB2	1.45	0.80
31:j9:64:PRO:HD2	31:j9:65:TYR:H	1.46	0.80
31:l9:91:TYR:CZ	31:l9:129:TYR:CE1	2.69	0.80
31:l9:106:PRO:O	31:l9:110:TYR:HD2	1.65	0.80
32:m9:151:GLY:HA3	33:m9:201:CYC:HMD2	1.64	0.80
33:m9:201:CYC:HHA	33:m9:201:CYC:CBD	2.12	0.80
32:iA:146:ALA:O	32:iA:148:ILE:HG13	1.82	0.80
31:lA:73:ASN:HD22	31:lA:123:GLU:HB2	1.45	0.80
32:iC:82:CYS:HG	33:iC:202:CYC:HAC2	1.41	0.80
9:dD:95:PRO:HG3	12:hD:52:SER:HA	1.64	0.80
8:cE:60:SER:N	15:kE:10:LEU:HB2	1.95	0.80
8:cE:191:LEU:CB	40:cE:501:LMT:H22	2.11	0.80
31:bH:84:CYS:SG	33:bH:201:CYC:CAC	2.70	0.80
33:eH:202:CYC:HHA	33:eH:202:CYC:CBD	2.12	0.80
31:fH:64:PRO:HD2	31:fH:65:TYR:H	1.46	0.80
32:mH:44:ILE:CG1	32:mH:142:VAL:HG22	2.10	0.80
31:jI:64:PRO:HD2	31:jI:65:TYR:H	1.46	0.80
33:iJ:201:CYC:HHA	33:iJ:201:CYC:CBD	2.12	0.80
1:BA:7:LEU:HD22	33:cA:201:CYC:HBA2	1.64	0.80
2:CB:560:ILE:HG21	2:CB:582:GLU:OE2	1.81	0.80
9:DD:103:ARG:HH21	9:DD:103:ARG:HG2	1.45	0.80
14:JE:6:LYS:HE3	14:JE:6:LYS:O	1.81	0.80
1:BI:205:ARG:HD3	1:BI:207:VAL:CG1	2.10	0.80
4:IK:57:ALA:HA	4:IK:61:LEU:CD2	2.11	0.80
18:O1:241:GLU:OE2	18:oD:55:ARG:NH1	2.13	0.80
26:y1:65:LEU:HD12	26:y1:65:LEU:O	1.82	0.80

Continued on next page...

Continued from previous page...

Atom-1	Atom-2	Interatomic distance (Å)	Clash overlap (Å)
31:h2:64:PRO:HD2	31:h2:65:TYR:H	1.46	0.80
31:h2:106:PRO:HD2	31:h2:107:MET:N	1.96	0.80
33:m2:201:CYC:HHA	33:m2:201:CYC:CBD	2.12	0.80
31:b3:106:PRO:O	31:b3:110:TYR:HD2	1.65	0.80
31:l3:64:PRO:HD2	31:l3:65:TYR:H	1.46	0.80
2:B4:560:ILE:HG21	2:B4:582:GLU:OE2	1.81	0.80
33:i5:201:CYC:HHA	33:i5:201:CYC:CBD	2.12	0.80
32:k5:1:MET:N	32:k5:107:ASP:OD2	2.14	0.80
31:f6:64:PRO:HD2	31:f6:65:TYR:H	1.46	0.80
32:k6:1:MET:N	32:k6:107:ASP:OD2	2.14	0.80
32:m6:1:MET:N	32:m6:107:ASP:OD2	2.14	0.80
31:b7:84:CYS:SG	33:b7:201:CYC:CAC	2.70	0.80
31:j7:24:ILE:HD11	32:k7:42:ASN:OD1	1.80	0.80
31:l7:106:PRO:O	31:l7:110:TYR:HD2	1.65	0.80
1:B7:206:PHE:HB2	3:wB:76:GLU:HG3	1.64	0.80
32:g8:112:GLY:O	32:g8:116:THR:HG23	1.80	0.80
31:bA:4:PRO:HD2	31:bA:5:LEU:N	1.94	0.80
31:jA:64:PRO:HD2	31:jA:65:TYR:H	1.46	0.80
26:yD:65:LEU:HD12	26:yD:65:LEU:O	1.81	0.80
31:bH:106:PRO:HD2	31:bH:107:MET:N	1.96	0.80
31:bJ:84:CYS:SG	33:bJ:201:CYC:CAC	2.70	0.80
8:CD:390:SER:OG	8:CD:394:VAL:HG23	1.81	0.80
3:JF:52:LYS:NZ	1:BH:228:VAL:O	1.99	0.80
1:BI:231:PRO:HB3	3:V4:52:LYS:CB	2.11	0.80
3:IL:90:ARG:O	3:IL:94:TYR:CD2	2.35	0.80
18:O1:140:GLY:HA2	7:b1:77:GLY:HA3	1.63	0.80
7:b1:62:VAL:CG2	36:b1:607:CLA:O1D	2.30	0.80
9:d1:95:PRO:HG3	12:h1:52:SER:HA	1.64	0.80
31:b2:106:PRO:O	31:b2:110:TYR:HD2	1.65	0.80
31:f3:7:GLU:HG2	1:B3:26:ASP:OD1	1.79	0.80
1:B3:226:LYS:NZ	1:B3:226:LYS:HB3	1.96	0.80
2:B4:735:ARG:HB2	2:B4:875:PHE:CE1	2.17	0.80
31:d5:4:PRO:HD2	31:d5:5:LEU:N	1.94	0.80
32:m5:1:MET:N	32:m5:107:ASP:OD2	2.14	0.80
32:c6:1:MET:N	32:c6:107:ASP:OD2	2.14	0.80
32:e6:153:CYS:SG	33:e6:202:CYC:CBC	2.68	0.80
33:e6:202:CYC:HHA	33:e6:202:CYC:CBD	2.12	0.80
33:g6:201:CYC:HHA	33:g6:201:CYC:CBD	2.12	0.80
31:l6:106:PRO:HD2	31:l6:107:MET:N	1.96	0.80
31:f7:64:PRO:HD2	31:f7:65:TYR:H	1.46	0.80
32:m7:44:ILE:HG13	32:m7:142:VAL:HG22	1.63	0.80

Continued on next page...

Continued from previous page...

Atom-1	Atom-2	Interatomic distance (Å)	Clash overlap (Å)
32:k8:1:MET:N	32:k8:107:ASP:OD2	2.14	0.80
3:wB:3:ILE:HG13	3:wB:100:ASP:OD1	1.80	0.80
30:mF:40:VAL:HG21	30:mF:97:LEU:HD23	1.64	0.80
33:cH:202:CYC:HAB2	31:hH:149:GLU:OE2	1.81	0.80
33:eI:202:CYC:HHA	33:eI:202:CYC:CBD	2.12	0.80
32:iI:1:MET:N	32:iI:107:ASP:OD2	2.14	0.80
32:mJ:1:MET:N	32:mJ:107:ASP:OD2	2.14	0.80
2:BB:83:ALA:HB2	2:BB:122:GLY:O	1.81	0.80
2:CB:155:TYR:CA	8:cD:10:LEU:CD2	2.60	0.80
3:XB:61:LYS:NZ	1:B9:197:VAL:HG11	1.92	0.80
1:BC:189:ARG:HD2	32:gC:121:GLY:CA	2.11	0.80
7:BD:62:VAL:CG2	36:BD:605:CLA:O1D	2.30	0.80
17:MD:32:ARG:NH2	17:mD:36:GLU:CD	2.39	0.80
7:BE:62:VAL:CG2	36:BE:605:CLA:O1D	2.30	0.80
9:DE:103:ARG:HH21	9:DE:103:ARG:HG2	1.45	0.80
4:YF:77:ARG:O	4:YF:80:ALA:N	2.15	0.80
3:IG:126:VAL:HG23	33:IG:201:CYC:CMC	2.11	0.80
1:BI:104:TYR:CZ	32:cI:116:THR:CG2	2.65	0.80
1:BI:198:ILE:O	1:BI:198:ILE:HD12	1.82	0.80
1:BJ:200:GLN:NE2	1:BJ:200:GLN:O	2.15	0.80
3:KL:2:SER:N	3:KL:5:THR:HG1	1.79	0.80
1:B2:194:PHE:HB3	1:B2:195:PRO:HD2	1.62	0.80
33:c3:202:CYC:HAB2	31:h3:149:GLU:OE2	1.81	0.80
33:m3:201:CYC:HHA	33:m3:201:CYC:CBD	2.12	0.80
2:C4:74:ARG:O	27:zE:30:PRO:CG	2.29	0.80
33:c5:202:CYC:HHA	33:c5:202:CYC:CBD	2.12	0.80
33:m5:201:CYC:HHA	33:m5:201:CYC:CBD	2.12	0.80
31:b6:84:CYS:SG	33:b6:201:CYC:CAC	2.70	0.80
33:c7:202:CYC:HAB2	31:h7:149:GLU:OE2	1.81	0.80
31:b8:84:CYS:SG	33:b8:201:CYC:CAC	2.70	0.80
32:i8:146:ALA:O	32:i8:148:ILE:HG13	1.82	0.80
31:b9:106:PRO:O	31:b9:110:TYR:HD2	1.65	0.80
32:gA:1:MET:N	32:gA:107:ASP:OD2	2.14	0.80
32:kA:1:MET:N	32:kA:107:ASP:OD2	2.14	0.80
31:dC:64:PRO:HD2	31:dC:65:TYR:H	1.46	0.80
32:gC:1:MET:N	32:gC:107:ASP:OD2	2.14	0.80
33:gC:302:CYC:HHA	33:gC:302:CYC:CBD	2.12	0.80
31:jC:64:PRO:HD2	31:jC:65:TYR:H	1.46	0.80
31:lC:73:ASN:HD22	31:lC:123:GLU:HB2	1.45	0.80
7:bD:62:VAL:CG2	36:bD:607:CLA:O1D	2.30	0.80
8:cD:60:SER:N	15:kD:10:LEU:HB2	1.95	0.80

Continued on next page...

Continued from previous page...

Atom-1	Atom-2	Interatomic distance (Å)	Clash overlap (Å)
9:dD:98:GLN:CG	10:eD:73:LYS:NZ	2.45	0.80
31:fI:64:PRO:HD2	31:fI:65:TYR:H	1.46	0.80
32:mI:44:ILE:CG1	32:mI:142:VAL:HG22	2.10	0.80
31:hJ:64:PRO:HD2	31:hJ:65:TYR:H	1.46	0.80
31:lJ:106:PRO:HD2	31:lJ:107:MET:N	1.96	0.80
32:mJ:151:GLY:HA3	33:mJ:201:CYC:HMD2	1.64	0.80
1:BA:230:ARG:CG	1:B6:193:GLY:CA	2.58	0.80
4:YF:84:ASP:OD1	33:YF:201:CYC:C1B	2.29	0.80
28:BG:116:THR:HG1	4:MG:36:LEU:HD22	1.44	0.80
3:IL:126:VAL:HG23	33:IL:201:CYC:CMC	2.11	0.80
7:b1:161:LEU:HD22	8:cD:194:LEU:HD23	0.80	0.80
9:d1:98:GLN:CG	10:e1:73:LYS:NZ	2.45	0.80
32:g3:1:MET:N	32:g3:107:ASP:OD2	2.14	0.80
31:j3:24:ILE:HD11	32:k3:42:ASN:OD1	1.80	0.80
32:m3:44:ILE:CG1	32:m3:142:VAL:HG22	2.10	0.80
3:u4:6:LYS:HD3	3:u4:102:THR:HG21	1.64	0.80
31:b5:64:PRO:HD2	31:b5:65:TYR:H	1.46	0.80
33:e5:202:CYC:HHA	33:e5:202:CYC:CBD	2.12	0.80
31:l6:73:ASN:HD22	31:l6:123:GLU:HB2	1.45	0.80
32:e7:120:LEU:HA	1:B7:170:ARG:NH2	1.96	0.80
33:j7:202:CYC:HHA	33:j7:202:CYC:CBD	2.12	0.80
32:m7:1:MET:N	32:m7:107:ASP:OD2	2.14	0.80
33:g9:201:CYC:CMB	31:j9:148:VAL:HG11	2.12	0.80
31:l9:73:ASN:HD22	31:l9:123:GLU:HB2	1.45	0.80
31:bA:84:CYS:SG	33:bA:201:CYC:CAC	2.70	0.80
31:hA:73:ASN:HD22	31:hA:123:GLU:HB2	1.45	0.80
32:cC:38:LEU:HD23	32:cC:41:VAL:HG21	1.64	0.80
31:fC:64:PRO:HD2	31:fC:65:TYR:H	1.45	0.80
32:iC:146:ALA:O	32:iC:148:ILE:HG13	1.81	0.80
7:bD:161:LEU:HD11	8:cE:193:PRO:CD	2.11	0.80
11:fD:8:GLN:OE1	11:fD:9:PRO:HD2	1.81	0.80
9:dE:98:GLN:CG	10:eE:73:LYS:NZ	2.45	0.80
32:cH:38:LEU:HD23	32:cH:41:VAL:HG21	1.64	0.80
31:dH:64:PRO:HD2	31:dH:65:TYR:H	1.46	0.80
31:jH:106:PRO:O	31:jH:110:TYR:HD2	1.65	0.80
32:kH:1:MET:N	32:kH:107:ASP:OD2	2.14	0.80
32:iI:109:CYS:SG	33:iI:202:CYC:HAB1	2.22	0.80
31:bJ:73:ASN:HD22	31:bJ:123:GLU:HB2	1.45	0.80
32:eJ:1:MET:N	32:eJ:107:ASP:OD2	2.14	0.80
31:hJ:73:ASN:HD22	31:hJ:123:GLU:HB2	1.45	0.80
7:BD:71:VAL:HG22	7:BD:93:PHE:CE1	2.16	0.79

Continued on next page...

Continued from previous page...

Atom-1	Atom-2	Interatomic distance (Å)	Clash overlap (Å)
1:BH:7:LEU:HD22	33:cH:201:CYC:HBA2	1.62	0.79
4:YK:77:ARG:O	4:YK:80:ALA:N	2.15	0.79
7:b1:289:GLN:CG	7:b1:292:ILE:HD12	2.12	0.79
32:i2:159:GLU:O	32:i2:163:TYR:HD2	1.66	0.79
33:j2:202:CYC:HHA	33:j2:202:CYC:CBD	2.12	0.79
32:c3:38:LEU:HD23	32:c3:41:VAL:HG21	1.64	0.79
31:f3:106:PRO:HD2	31:f3:107:MET:N	1.96	0.79
4:T4:161:SER:CB	4:aB:113:LYS:CE	2.59	0.79
3:O4:2:SER:N	3:O4:5:THR:HG1	1.80	0.79
32:g5:1:MET:N	32:g5:107:ASP:OD2	2.14	0.79
32:i5:109:CYS:SG	33:i5:202:CYC:HAB1	2.22	0.79
32:c6:116:THR:CG2	1:B6:104:TYR:CZ	2.65	0.79
31:l6:91:TYR:CZ	31:l6:129:TYR:CE1	2.69	0.79
31:f7:106:PRO:HD2	31:f7:107:MET:N	1.96	0.79
32:i7:109:CYS:SG	33:i7:202:CYC:HAB1	2.22	0.79
32:k7:1:MET:N	32:k7:107:ASP:OD2	2.14	0.79
1:B8:23:VAL:HG11	31:f8:108:ASP:CB	2.13	0.79
31:b8:4:PRO:HD2	31:b8:5:LEU:N	1.94	0.79
31:b8:106:PRO:O	31:b8:110:TYR:HD2	1.65	0.79
31:h8:44:LEU:HD12	31:h8:99:LEU:CD1	2.13	0.79
32:m8:153:CYS:HG	33:m8:201:CYC:HAC2	1.46	0.79
1:B9:205:ARG:HB3	3:oB:76:GLU:CB	2.11	0.79
31:bA:73:ASN:HD22	31:bA:123:GLU:HB2	1.45	0.79
32:cA:38:LEU:HD23	32:cA:41:VAL:HG21	1.64	0.79
32:iA:109:CYS:SG	33:iA:202:CYC:HAB1	2.22	0.79
31:bC:106:PRO:O	31:bC:110:TYR:HD2	1.65	0.79
33:cC:202:CYC:HAB2	31:hC:149:GLU:OE2	1.81	0.79
33:eC:202:CYC:HHA	33:eC:202:CYC:CBD	2.12	0.79
8:cE:191:LEU:HD13	40:cE:501:LMT:C6	2.09	0.79
32:eI:1:MET:N	32:eI:107:ASP:OD2	2.14	0.79
32:iI:159:GLU:O	32:iI:163:TYR:HD2	1.65	0.79
32:cJ:112:GLY:O	32:cJ:116:THR:HG23	1.80	0.79
2:BB:721:LEU:HD11	4:rB:154:ASP:C	2.08	0.79
15:KE:10:LEU:HD12	15:KE:11:PRO:CD	2.12	0.79
3:XF:83:ARG:CZ	3:XF:87:TYR:OH	2.31	0.79
28:BG:139:MET:O	28:BG:140:PHE:C	2.22	0.79
1:BH:200:GLN:NE2	1:BH:200:GLN:O	2.15	0.79
3:XK:83:ARG:HG3	3:XK:84:ASP:H	1.47	0.79
28:BL:139:MET:O	28:BL:140:PHE:C	2.22	0.79
3:NL:68:PRO:HG3	1:B5:194:PHE:CD1	2.09	0.79
31:h3:64:PRO:HD2	31:h3:65:TYR:H	1.46	0.79

Continued on next page...

Continued from previous page...

Atom-1	Atom-2	Interatomic distance (Å)	Clash overlap (Å)
31:h3:73:ASN:HD22	31:h3:123:GLU:HB2	1.45	0.79
1:B3:212:GLN:HB3	1:B3:213:PRO:CD	2.02	0.79
1:B3:231:PRO:HG2	3:X4:56:ASN:OD1	1.82	0.79
4:v4:91:TYR:HB3	4:v4:104:LEU:CD2	2.13	0.79
31:d6:64:PRO:HD2	31:d6:65:TYR:H	1.46	0.79
1:B7:192:LEU:HD22	1:B7:194:PHE:CD2	2.17	0.79
1:B8:200:GLN:NE2	1:B8:200:GLN:O	2.15	0.79
32:c8:1:MET:N	32:c8:107:ASP:OD2	2.14	0.79
32:i8:109:CYS:SG	33:i8:202:CYC:HAB1	2.22	0.79
31:l8:91:TYR:CZ	31:l8:129:TYR:CE1	2.69	0.79
32:e9:1:MET:N	32:e9:107:ASP:OD2	2.14	0.79
31:bA:106:PRO:O	31:bA:110:TYR:HD2	1.65	0.79
32:gC:35:ASN:HA	32:gC:38:LEU:HD12	1.62	0.79
9:dD:90:LEU:HD22	9:dD:90:LEU:N	1.98	0.79
15:kE:39:GLN:C	15:kE:44:PHE:HD2	1.90	0.79
26:yE:65:LEU:HD12	26:yE:65:LEU:O	1.81	0.79
33:cH:202:CYC:HHA	33:cH:202:CYC:CBD	2.12	0.79
32:iH:1:MET:N	32:iH:107:ASP:OD2	2.14	0.79
31:lH:91:TYR:CZ	31:lH:129:TYR:CE1	2.69	0.79
32:gJ:1:MET:N	32:gJ:107:ASP:OD2	2.14	0.79
31:lJ:91:TYR:OH	31:lJ:129:TYR:CE1	2.35	0.79
3:XB:82:LEU:HD22	1:B7:235:VAL:HG22	0.81	0.79
7:BD:99:THR:CG2	36:BD:606:CLA:H42	2.13	0.79
21:SD:16:UNK:O	21:SD:18:UNK:N	2.16	0.79
3:IG:83:ARG:O	3:IG:87:TYR:CE2	2.35	0.79
1:BH:23:VAL:HG11	31:fH:108:ASP:CB	2.13	0.79
1:BI:21:TYR:CZ	31:fI:117:GLU:OE1	2.30	0.79
7:B1:99:THR:CG2	36:B1:606:CLA:H42	2.12	0.79
8:C1:192:ASN:HB3	40:C1:520:LMT:H11	1.62	0.79
10:E1:15:THR:HG22	14:J1:6:LYS:HB3	1.62	0.79
15:K1:10:LEU:HD12	15:K1:11:PRO:CD	2.12	0.79
21:S1:16:UNK:O	21:S1:18:UNK:N	2.16	0.79
32:m2:151:GLY:HA3	33:m2:201:CYC:HMD2	1.64	0.79
31:b3:84:CYS:SG	33:b3:201:CYC:CAC	2.70	0.79
32:i3:1:MET:N	32:i3:107:ASP:OD2	2.14	0.79
33:j3:202:CYC:HHA	33:j3:202:CYC:CBD	2.12	0.79
32:g5:126:SER:OG	33:g5:202:CYC:HMC2	1.83	0.79
31:f6:108:ASP:CB	1:B6:23:VAL:HG11	2.13	0.79
32:g6:1:MET:N	32:g6:107:ASP:OD2	2.14	0.79
33:g6:201:CYC:CMB	31:j6:148:VAL:HG11	2.12	0.79
32:i6:1:MET:N	32:i6:107:ASP:OD2	2.14	0.79

Continued on next page...

Continued from previous page...

Atom-1	Atom-2	Interatomic distance (Å)	Clash overlap (Å)
31:l6:91:TYR:OH	31:l6:129:TYR:CE1	2.35	0.79
1:B6:204:ARG:O	3:uB:77:MET:CE	2.30	0.79
31:d7:64:PRO:HD2	31:d7:65:TYR:H	1.46	0.79
31:h7:44:LEU:HD12	31:h7:99:LEU:CD1	2.13	0.79
1:B8:211:LYS:HZ3	1:B8:211:LYS:HB3	1.47	0.79
33:e8:202:CYC:HHA	33:e8:202:CYC:CBD	2.12	0.79
31:b9:64:PRO:HD2	31:b9:65:TYR:H	1.46	0.79
32:c9:1:MET:N	32:c9:107:ASP:OD2	2.14	0.79
31:f9:117:GLU:OE1	1:B9:21:TYR:CZ	2.30	0.79
33:g9:201:CYC:HHA	33:g9:201:CYC:CBD	2.12	0.79
31:bA:72:PRO:HD2	31:bA:73:ASN:N	1.97	0.79
31:dA:44:LEU:HD12	31:dA:99:LEU:CD1	2.13	0.79
31:bC:64:PRO:HD2	31:bC:65:TYR:H	1.46	0.79
33:jC:202:CYC:HHA	33:jC:202:CYC:CBD	2.12	0.79
32:mC:44:ILE:CG1	32:mC:142:VAL:HG22	2.10	0.79
27:zD:37:LYS:O	27:zD:40:ILE:HG12	1.83	0.79
8:cE:263:LEU:HD12	8:cE:428:HIS:CA	2.13	0.79
32:gH:1:MET:N	32:gH:107:ASP:OD2	2.14	0.79
32:iH:146:ALA:O	32:iH:148:ILE:HG13	1.82	0.79
32:iH:159:GLU:O	32:iH:163:TYR:HD2	1.65	0.79
31:lH:64:PRO:HD2	31:lH:65:TYR:H	1.46	0.79
31:bI:64:PRO:HD2	31:bI:65:TYR:H	1.46	0.79
32:gI:126:SER:OG	33:gI:301:CYC:HMC2	1.83	0.79
31:bJ:72:PRO:HD2	31:bJ:73:ASN:N	1.97	0.79
32:cJ:1:MET:N	32:cJ:107:ASP:OD2	2.14	0.79
32:iJ:159:GLU:O	32:iJ:163:TYR:HD2	1.65	0.79
32:mJ:44:ILE:HG13	32:mJ:142:VAL:HG22	1.63	0.79
2:CB:74:ARG:NH2	26:yD:90:GLY:O	2.15	0.79
7:BE:99:THR:CG2	36:BE:606:CLA:H42	2.13	0.79
21:SE:16:UNK:O	21:SE:18:UNK:N	2.16	0.79
28:BG:145:ARG:CA	3:KG:75:GLU:OE1	2.25	0.79
28:EK:117:PHE:HD1	28:EK:119:THR:H	0.81	0.79
28:BL:122:LEU:H	28:BL:122:LEU:HD22	1.47	0.79
7:B1:62:VAL:CG2	36:B1:605:CLA:O1D	2.30	0.79
8:c1:60:SER:N	15:k1:10:LEU:HB2	1.95	0.79
9:d1:90:LEU:HD22	9:d1:90:LEU:N	1.98	0.79
31:b2:64:PRO:HD2	31:b2:65:TYR:H	1.46	0.79
31:d2:44:LEU:HD12	31:d2:99:LEU:CD1	2.13	0.79
31:l2:64:PRO:HD2	31:l2:65:TYR:H	1.46	0.79
1:B3:240:LEU:O	4:W4:67:ARG:NH2	2.16	0.79
4:a4:62:TYR:CG	33:V4:201:CYC:CAA	2.62	0.79

Continued on next page...

Continued from previous page...

Atom-1	Atom-2	Interatomic distance (Å)	Clash overlap (Å)
2:C4:85:LEU:CD1	2:C4:86:GLU:N	2.43	0.79
32:m5:44:ILE:HG13	32:m5:142:VAL:HG22	1.63	0.79
31:b6:64:PRO:HD2	31:b6:65:TYR:H	1.46	0.79
31:b6:106:PRO:O	31:b6:110:TYR:HD2	1.65	0.79
33:i6:201:CYC:HHA	33:i6:201:CYC:CBD	2.12	0.79
31:l6:106:PRO:O	31:l6:110:TYR:HD2	1.65	0.79
32:m6:151:GLY:HA3	33:m6:201:CYC:HMD2	1.64	0.79
33:m6:201:CYC:HHA	33:m6:201:CYC:CBD	2.12	0.79
33:i7:201:CYC:HHA	33:i7:201:CYC:CBD	2.12	0.79
31:l7:91:TYR:OH	31:l7:129:TYR:CE1	2.36	0.79
1:B7:230:ARG:NH2	32:c9:11:GLN:CA	2.42	0.79
31:l8:72:PRO:HD2	31:l8:73:ASN:N	1.98	0.79
32:g9:1:MET:N	32:g9:107:ASP:OD2	2.14	0.79
31:j9:106:PRO:O	31:j9:110:TYR:HD2	1.65	0.79
31:bA:64:PRO:HD2	31:bA:65:TYR:H	1.46	0.79
31:hA:106:PRO:HD2	31:hA:107:MET:N	1.96	0.79
8:cD:256:GLU:OE2	8:cD:256:GLU:N	2.14	0.79
9:dE:90:LEU:HD22	9:dE:90:LEU:N	1.98	0.79
31:bH:106:PRO:O	31:bH:110:TYR:HD2	1.65	0.79
31:hH:44:LEU:HD12	31:hH:99:LEU:CD1	2.13	0.79
32:iH:109:CYS:SG	33:iH:202:CYC:HAB1	2.22	0.79
32:gI:1:MET:N	32:gI:107:ASP:OD2	2.14	0.79
2:BB:82:LEU:N	2:BB:124:PHE:CB	2.44	0.79
1:BC:237:ARG:NH2	32:cI:165:ASP:H	1.80	0.79
7:B1:496:GLN:O	9:D1:25:ASP:OD2	2.01	0.79
18:O1:55:ARG:CD	18:O1:167:SER:OG	2.30	0.79
8:c1:251:PHE:HE2	36:c1:507:CLA:HAA2	1.45	0.79
32:c2:1:MET:N	32:c2:107:ASP:OD2	2.14	0.79
32:c2:116:THR:CG2	1:B2:104:TYR:CZ	2.65	0.79
33:g2:201:CYC:HHA	33:g2:201:CYC:CBD	2.12	0.79
1:B2:231:PRO:C	3:O4:52:LYS:CE	2.55	0.79
32:e3:1:MET:N	32:e3:107:ASP:OD2	2.14	0.79
31:l3:44:LEU:HD12	31:l3:99:LEU:CD1	2.13	0.79
31:l3:91:TYR:OH	31:l3:129:TYR:CE1	2.35	0.79
1:B5:239:ALA:O	4:1L:64:ASP:N	2.15	0.79
31:d5:44:LEU:HD12	31:d5:99:LEU:CD1	2.13	0.79
32:i5:159:GLU:O	32:i5:163:TYR:HD2	1.65	0.79
33:j5:202:CYC:HMA2	33:j5:202:CYC:CGA	2.13	0.79
31:l5:44:LEU:HD12	31:l5:99:LEU:CD1	2.13	0.79
31:j6:64:PRO:HD2	31:j6:65:TYR:H	1.46	0.79
1:B6:206:PHE:CE1	3:uB:76:GLU:HG3	2.17	0.79

Continued on next page...

Continued from previous page...

Atom-1	Atom-2	Interatomic distance (Å)	Clash overlap (Å)
32:g7:126:SER:OG	33:g7:202:CYC:HMC2	1.83	0.79
32:g7:159:GLU:O	32:g7:163:TYR:HD2	1.66	0.79
31:h7:64:PRO:HD2	31:h7:65:TYR:H	1.46	0.79
33:m7:201:CYC:HHA	33:m7:201:CYC:CBD	2.12	0.79
31:f8:64:PRO:HD2	31:f8:65:TYR:H	1.46	0.79
31:j8:106:PRO:O	31:j8:110:TYR:HD2	1.65	0.79
31:l9:44:LEU:HD12	31:l9:99:LEU:CD1	2.13	0.79
33:gA:302:CYC:HHA	33:gA:302:CYC:CBD	2.12	0.79
32:kC:126:SER:OG	33:kC:201:CYC:HMC2	1.83	0.79
7:bE:62:VAL:CG2	36:bE:607:CLA:O1D	2.30	0.79
27:zE:37:LYS:O	27:zE:40:ILE:HG12	1.83	0.79
31:jH:44:LEU:HD12	31:jH:99:LEU:CD1	2.13	0.79
33:cI:202:CYC:HAB2	31:hI:149:GLU:OE2	1.81	0.79
31:dI:72:PRO:HD2	31:dI:73:ASN:N	1.98	0.79
31:jI:106:PRO:HD2	31:jI:107:MET:N	1.96	0.79
32:kJ:126:SER:OG	33:kJ:201:CYC:HMC2	1.83	0.79
31:lJ:64:PRO:HD2	31:lJ:65:TYR:H	1.46	0.79
2:CB:73:ASN:O	27:zD:30:PRO:O	2.00	0.79
7:BE:94:GLU:OE1	40:BE:622:LMT:C4	2.30	0.79
8:CE:390:SER:OG	8:CE:394:VAL:HG23	1.81	0.79
1:BI:206:PHE:HD1	3:u4:76:GLU:HG2	1.45	0.79
7:B1:495:PHE:C	7:B1:503:THR:HA	2.08	0.79
6:a1:39:PRO:CB	13:i1:15:PHE:HE2	1.96	0.79
11:f1:36:ILE:HG22	14:j1:27:PHE:HE1	1.45	0.79
31:f2:108:ASP:CB	1:B2:23:VAL:HG11	2.13	0.79
31:j2:106:PRO:O	31:j2:110:TYR:HD2	1.65	0.79
31:d3:106:PRO:HD2	31:d3:107:MET:N	1.96	0.79
32:i3:109:CYS:SG	33:i3:202:CYC:HAB1	2.23	0.79
32:m6:44:ILE:HG13	32:m6:142:VAL:HG22	1.63	0.79
1:B6:205:ARG:CB	3:uB:76:GLU:CG	2.61	0.79
32:e7:126:SER:OG	33:e7:201:CYC:HMC2	1.83	0.79
31:h7:72:PRO:HD2	31:h7:73:ASN:N	1.98	0.79
31:d8:44:LEU:HD12	31:d8:99:LEU:CD1	2.13	0.79
32:i8:126:SER:OG	33:i8:202:CYC:HMC2	1.83	0.79
31:l8:44:LEU:HD12	31:l8:99:LEU:CD1	2.13	0.79
32:m8:159:GLU:O	32:m8:163:TYR:HD2	1.66	0.79
31:h9:44:LEU:HD12	31:h9:99:LEU:CD1	2.13	0.79
33:i9:201:CYC:HHA	33:i9:201:CYC:CBD	2.12	0.79
33:iA:201:CYC:HHA	33:iA:201:CYC:CBD	2.12	0.79
33:cC:202:CYC:HHA	33:cC:202:CYC:CBD	2.12	0.79
33:cC:202:CYC:HMA2	33:cC:202:CYC:CGA	2.13	0.79

Continued on next page...

Continued from previous page...

Atom-1	Atom-2	Interatomic distance (Å)	Clash overlap (Å)
31:fC:4:PRO:HD2	31:fC:5:LEU:N	1.94	0.79
33:jC:202:CYC:CGA	33:jC:202:CYC:HMA2	2.13	0.79
32:mC:44:ILE:HG13	32:mC:142:VAL:HG22	1.63	0.79
15:kD:39:GLN:C	15:kD:44:PHE:HD2	1.90	0.79
36:aE:406:CLA:CBB	13:iE:15:PHE:CD2	2.66	0.79
30:mF:40:VAL:HG11	30:mF:97:LEU:HD21	1.65	0.79
32:kH:126:SER:OG	33:kH:201:CYC:HMC2	1.83	0.79
31:lH:44:LEU:HD12	31:lH:99:LEU:CD1	2.13	0.79
33:cJ:202:CYC:HHA	33:cJ:202:CYC:CBD	2.12	0.79
33:cJ:202:CYC:HAB2	31:hJ:149:GLU:OE2	1.81	0.79
31:jJ:106:PRO:O	31:jJ:110:TYR:HD2	1.65	0.79
31:lJ:44:LEU:HD12	31:lJ:99:LEU:CD1	2.13	0.79
31:lJ:106:PRO:O	31:lJ:110:TYR:HD2	1.65	0.79
2:CB:74:ARG:HA	27:zD:30:PRO:HG2	1.61	0.79
2:CB:85:LEU:CD1	2:CB:86:GLU:N	2.43	0.79
28:EF:113:GLU:HA	4:hF:35:GLU:CG	2.13	0.79
4:YF:76:ARG:HH21	2:C4:489:LYS:NZ	1.80	0.79
3:IG:69:GLY:C	3:IG:73:TYR:CE2	2.60	0.79
3:IG:77:MET:HE1	33:IG:201:CYC:HAD1	1.63	0.79
1:BI:214:LYS:HZ2	1:BI:214:LYS:HB2	1.47	0.79
28:EK:113:GLU:HA	4:hK:35:GLU:HG2	1.65	0.79
3:IL:90:ARG:HG3	4:JL:18:TYR:CZ	2.18	0.79
6:A1:322:ASN:HD21	8:C1:399:THR:HA	1.46	0.79
7:B1:71:VAL:HG22	7:B1:93:PHE:CE1	2.16	0.79
33:i2:201:CYC:HMA2	33:i2:201:CYC:CGA	2.13	0.79
31:j2:72:PRO:HD2	31:j2:73:ASN:N	1.98	0.79
31:b3:118:ILE:O	31:b3:122:PHE:HD2	1.66	0.79
31:h3:44:LEU:HD12	31:h3:99:LEU:CD1	2.13	0.79
33:j3:202:CYC:HMA2	33:j3:202:CYC:CGA	2.13	0.79
31:l3:118:ILE:O	31:l3:122:PHE:HD2	1.66	0.79
31:b5:73:ASN:HD22	31:b5:123:GLU:HB2	1.45	0.79
31:j5:44:LEU:HD12	31:j5:99:LEU:CD1	2.13	0.79
31:l5:106:PRO:O	31:l5:110:TYR:HD2	1.65	0.79
31:b7:72:PRO:HD2	31:b7:73:ASN:N	1.97	0.79
33:e7:202:CYC:HMA2	33:e7:202:CYC:CGA	2.13	0.79
33:c8:202:CYC:HMA2	33:c8:202:CYC:CGA	2.13	0.79
31:h8:72:PRO:HD2	31:h8:73:ASN:N	1.98	0.79
31:l8:106:PRO:O	31:l8:110:TYR:HD2	1.65	0.79
32:c9:116:THR:CG2	1:B9:104:TYR:CZ	2.65	0.79
31:h9:64:PRO:HD2	31:h9:65:TYR:H	1.46	0.79
33:i9:201:CYC:HMA2	33:i9:201:CYC:CGA	2.13	0.79

Continued on next page...

Continued from previous page...

Atom-1	Atom-2	Interatomic distance (Å)	Clash overlap (Å)
32:eA:126:SER:OG	33:eA:201:CYC:HMC2	1.83	0.79
32:iA:126:SER:OG	33:iA:202:CYC:HMC2	1.83	0.79
4:xB:73:TYR:CE2	4:xB:74:THR:CG2	2.66	0.79
33:iC:201:CYC:HMA2	33:iC:201:CYC:CGA	2.13	0.79
31:lC:44:LEU:HD12	31:lC:99:LEU:CD1	2.13	0.79
32:mC:59:LEU:HD11	32:mC:130:GLY:CA	2.13	0.79
32:mC:159:GLU:O	32:mC:163:TYR:HD2	1.66	0.79
36:aD:406:CLA:CBB	13:iD:15:PHE:CD2	2.66	0.79
7:bD:86:ASP:OD1	7:bD:86:ASP:N	2.13	0.79
9:dE:89:LEU:HD22	9:dE:91:PHE:HZ	1.47	0.79
32:iH:126:SER:OG	33:iH:202:CYC:HMC2	1.83	0.79
33:cI:202:CYC:HHA	33:cI:202:CYC:CBD	2.12	0.79
31:jI:44:LEU:HD12	31:jI:99:LEU:CD1	2.13	0.79
31:lI:44:LEU:HD12	31:lI:99:LEU:CD1	2.13	0.79
31:lI:91:TYR:OH	31:lI:129:TYR:CE1	2.35	0.79
1:BA:226:LYS:NZ	1:BA:226:LYS:HB3	1.96	0.79
2:CB:148:ARG:CB	8:cD:13:ARG:HH22	1.94	0.79
7:BD:496:GLN:O	9:DD:25:ASP:OD2	2.01	0.79
4:IF:57:ALA:HA	4:IF:61:LEU:HD23	0.81	0.79
1:BI:23:VAL:HG11	31:fI:108:ASP:CB	2.13	0.79
1:BJ:230:ARG:CD	1:BJ:233:ASN:CB	2.61	0.79
27:z1:37:LYS:O	27:z1:40:ILE:HG12	1.83	0.79
33:e2:202:CYC:HHA	33:e2:202:CYC:CBD	2.12	0.79
33:g2:201:CYC:HMA2	33:g2:201:CYC:CGA	2.13	0.79
31:h2:4:PRO:HD2	31:h2:5:LEU:N	1.94	0.79
32:i2:109:CYS:SG	33:i2:202:CYC:HAB1	2.22	0.79
32:m2:59:LEU:HD11	32:m2:130:GLY:CA	2.13	0.79
31:l3:72:PRO:HD2	31:l3:73:ASN:N	1.98	0.79
4:r4:154:ASP:C	2:B4:721:LEU:HD11	2.08	0.79
4:x4:73:TYR:CE2	4:x4:74:THR:CG2	2.66	0.79
31:d5:64:PRO:HD2	31:d5:65:TYR:H	1.46	0.79
33:g5:201:CYC:HHA	33:g5:201:CYC:CBD	2.12	0.79
32:i5:1:MET:N	32:i5:107:ASP:OD2	2.14	0.79
31:l5:91:TYR:OH	31:l5:129:TYR:CE1	2.35	0.79
31:d6:44:LEU:HD12	31:d6:99:LEU:CD1	2.13	0.79
32:i6:109:CYS:SG	33:i6:202:CYC:HAB1	2.22	0.79
31:j6:44:LEU:HD12	31:j6:99:LEU:CD1	2.13	0.79
31:b7:118:ILE:O	31:b7:122:PHE:HD2	1.66	0.79
32:c7:1:MET:N	32:c7:107:ASP:OD2	2.14	0.79
32:e7:116:THR:CG2	1:B7:13:SER:OG	2.31	0.79
33:e7:202:CYC:HHA	33:e7:202:CYC:CBD	2.12	0.79

Continued on next page...

Continued from previous page...

Atom-1	Atom-2	Interatomic distance (Å)	Clash overlap (Å)
32:k7:126:SER:OG	33:k7:201:CYC:HMC2	1.83	0.79
32:g8:59:LEU:HD11	32:g8:130:GLY:CA	2.13	0.79
32:g8:159:GLU:O	32:g8:163:TYR:HD2	1.66	0.79
31:l8:91:TYR:OH	31:l8:129:TYR:CE1	2.35	0.79
32:c9:38:LEU:HD23	32:c9:41:VAL:HG21	1.64	0.79
32:e9:126:SER:OG	33:e9:201:CYC:HMC2	1.83	0.79
31:f9:44:LEU:HD12	31:f9:99:LEU:CD1	2.13	0.79
31:f9:64:PRO:HD2	31:f9:65:TYR:H	1.46	0.79
32:m9:1:MET:N	32:m9:107:ASP:OD2	2.14	0.79
32:m9:59:LEU:HD11	32:m9:130:GLY:CA	2.13	0.79
33:jA:202:CYC:CGA	33:jA:202:CYC:HMA2	2.13	0.79
31:lA:91:TYR:CZ	31:lA:129:TYR:CE1	2.69	0.79
31:lA:91:TYR:OH	31:lA:129:TYR:CE1	2.35	0.79
31:lA:106:PRO:O	31:lA:110:TYR:HD2	1.65	0.79
31:hC:44:LEU:HD12	31:hC:99:LEU:CD1	2.13	0.79
31:hC:118:ILE:O	31:hC:122:PHE:HD2	1.66	0.79
33:iC:201:CYC:HHA	33:iC:201:CYC:CBD	2.12	0.79
31:lC:106:PRO:O	31:lC:110:TYR:HD2	1.65	0.79
33:cH:202:CYC:CGA	33:cH:202:CYC:HMA2	2.13	0.79
31:dH:44:LEU:HD12	31:dH:99:LEU:CD1	2.13	0.79
33:iH:201:CYC:HHA	33:iH:201:CYC:CBD	2.12	0.79
33:iH:201:CYC:HMA2	33:iH:201:CYC:CGA	2.13	0.79
33:jH:202:CYC:HHA	33:jH:202:CYC:CBD	2.12	0.79
31:bI:118:ILE:O	31:bI:122:PHE:HD2	1.66	0.79
33:cI:202:CYC:CGA	33:cI:202:CYC:HMA2	2.13	0.79
32:iJ:109:CYS:SG	33:iJ:202:CYC:HAB1	2.22	0.79
32:mJ:59:LEU:HD11	32:mJ:130:GLY:CA	2.13	0.79
7:BD:94:GLU:OE1	40:BD:622:LMT:H21	1.83	0.79
18:OD:166:THR:O	18:oE:168:THR:CG2	2.31	0.79
3:ZF:126:VAL:HG23	33:ZF:201:CYC:HMC3	1.64	0.79
28:BG:125:LYS:HZ3	28:BG:125:LYS:HB3	1.48	0.79
3:IG:83:ARG:C	3:IG:87:TYR:CD2	2.61	0.79
9:D1:102:THR:CG2	40:D1:412:LMT:H6E	2.12	0.79
36:a1:407:CLA:CBB	13:i1:15:PHE:CD2	2.66	0.79
31:b2:73:ASN:HD22	31:b2:123:GLU:HB2	1.45	0.79
33:c2:202:CYC:CGA	33:c2:202:CYC:HMA2	2.13	0.79
31:h2:44:LEU:HD12	31:h2:99:LEU:CD1	2.13	0.79
33:c3:202:CYC:HHA	33:c3:202:CYC:CBD	2.12	0.79
32:e3:116:THR:CG2	1:B3:13:SER:OG	2.31	0.79
33:g3:201:CYC:HHA	33:g3:201:CYC:CBD	2.12	0.79
32:i3:126:SER:OG	33:i3:202:CYC:HMC2	1.83	0.79

Continued on next page...

Continued from previous page...

Atom-1	Atom-2	Interatomic distance (Å)	Clash overlap (Å)
31:l5:118:ILE:O	31:l5:122:PHE:HD2	1.66	0.79
31:b6:106:PRO:HD2	31:b6:107:MET:N	1.96	0.79
32:m6:159:GLU:O	32:m6:163:TYR:HD2	1.66	0.79
33:m6:201:CYC:HMA2	33:m6:201:CYC:CGA	2.13	0.79
31:b7:44:LEU:HD12	31:b7:99:LEU:CD1	2.13	0.79
31:b7:106:PRO:O	31:b7:110:TYR:HD2	1.65	0.79
32:i7:126:SER:OG	33:i7:202:CYC:HMC2	1.83	0.79
33:i7:201:CYC:HMA2	33:i7:201:CYC:CGA	2.13	0.79
32:m7:59:LEU:HD11	32:m7:130:GLY:CA	2.13	0.79
31:d8:64:PRO:HD2	31:d8:65:TYR:H	1.46	0.79
32:g8:34:SER:O	32:g8:38:LEU:HG	1.83	0.79
33:g8:201:CYC:HMA2	33:g8:201:CYC:CGA	2.13	0.79
33:m8:201:CYC:HHA	33:m8:201:CYC:CBD	2.12	0.79
32:i9:109:CYS:SG	33:i9:202:CYC:HAB1	2.23	0.79
33:j9:202:CYC:HMA2	33:j9:202:CYC:CGA	2.13	0.79
31:bA:118:ILE:O	31:bA:122:PHE:HD2	1.66	0.79
31:hA:72:PRO:HD2	31:hA:73:ASN:N	1.98	0.79
31:jA:106:PRO:HD2	31:jA:107:MET:N	1.96	0.79
33:mA:201:CYC:HHA	33:mA:201:CYC:CBD	2.12	0.79
31:bC:118:ILE:O	31:bC:122:PHE:HD2	1.66	0.79
33:eC:202:CYC:HMA2	33:eC:202:CYC:CGA	2.13	0.79
32:iC:109:CYS:SG	33:iC:202:CYC:HAB1	2.22	0.79
32:kC:1:MET:N	32:kC:107:ASP:OD2	2.14	0.79
31:dH:106:PRO:HD2	31:dH:107:MET:N	1.96	0.79
32:gH:59:LEU:HD11	32:gH:130:GLY:CA	2.13	0.79
31:hH:4:PRO:HD2	31:hH:5:LEU:N	1.94	0.79
31:dI:64:PRO:HD2	31:dI:65:TYR:H	1.46	0.79
31:fI:44:LEU:HD12	31:fI:99:LEU:CD1	2.13	0.79
31:jI:106:PRO:O	31:jI:110:TYR:HD2	1.65	0.79
7:BD:79:SER:CA	7:BD:84:VAL:HB	2.12	0.79
15:KD:10:LEU:HD12	15:KD:11:PRO:CD	2.12	0.79
8:CE:311:LEU:HB3	23:UE:126:LEU:HD12	1.65	0.79
17:ME:32:ARG:NH2	17:mE:36:GLU:CD	2.39	0.79
3:IG:83:ARG:C	3:IG:87:TYR:HD2	1.90	0.79
1:BH:230:ARG:NE	1:BH:233:ASN:HB3	1.98	0.79
1:BJ:230:ARG:HD3	1:BJ:233:ASN:CG	2.08	0.79
28:EK:113:GLU:HA	4:hK:35:GLU:CG	2.13	0.79
15:k1:39:GLN:C	15:k1:44:PHE:HD2	1.90	0.79
31:b2:106:PRO:HD2	31:b2:107:MET:N	1.96	0.79
1:B2:238:VAL:CG1	3:O4:80:THR:N	2.46	0.79
33:c3:201:CYC:HBA2	1:B3:7:LEU:HD22	1.64	0.79

Continued on next page...

Continued from previous page...

Atom-1	Atom-2	Interatomic distance (Å)	Clash overlap (Å)
31:j3:44:LEU:HD12	31:j3:99:LEU:CD1	2.13	0.79
4:x4:73:TYR:CE2	4:x4:74:THR:HG23	2.18	0.79
1:B5:23:VAL:HG11	31:f5:108:ASP:CB	2.13	0.79
33:e5:202:CYC:CGA	33:e5:202:CYC:HMA2	2.13	0.79
32:g5:159:GLU:O	32:g5:163:TYR:HD2	1.66	0.79
31:h5:4:PRO:HD2	31:h5:5:LEU:N	1.94	0.79
32:i5:59:LEU:HD11	32:i5:130:GLY:CA	2.13	0.79
33:i5:201:CYC:HMA2	33:i5:201:CYC:CGA	2.13	0.79
31:h6:64:PRO:HD2	31:h6:65:TYR:H	1.46	0.79
33:g7:201:CYC:HMA2	33:g7:201:CYC:CGA	2.13	0.79
1:B8:230:ARG:CD	1:B8:233:ASN:CB	2.61	0.79
31:b8:44:LEU:HD12	31:b8:99:LEU:CD1	2.13	0.79
31:j8:44:LEU:HD12	31:j8:99:LEU:CD1	2.13	0.79
32:k8:126:SER:OG	33:k8:201:CYC:HMC2	1.83	0.79
33:iA:201:CYC:HMA2	33:iA:201:CYC:CGA	2.13	0.79
33:jA:202:CYC:HHA	33:jA:202:CYC:CBD	2.12	0.79
31:lA:44:LEU:HD12	31:lA:99:LEU:CD1	2.13	0.79
32:gC:59:LEU:HD11	32:gC:130:GLY:CA	2.13	0.79
32:gC:126:SER:OG	33:gC:301:CYC:HMC2	1.83	0.79
31:dH:72:PRO:HD2	31:dH:73:ASN:N	1.98	0.79
33:gI:302:CYC:CMB	31:jI:148:VAL:HG11	2.12	0.79
33:mI:201:CYC:HHA	33:mI:201:CYC:CBD	2.12	0.79
31:hJ:44:LEU:HD12	31:hJ:99:LEU:CD1	2.13	0.79
31:lJ:118:ILE:O	31:lJ:122:PHE:HD2	1.66	0.79
30:mK:40:VAL:HG11	30:mK:97:LEU:HD21	1.65	0.79
3:XB:60:GLN:NE2	1:B9:196:GLN:O	2.16	0.78
10:EE:15:THR:HG22	14:JE:6:LYS:HB3	1.62	0.78
28:EF:127:THR:O	28:EF:128:ALA:C	2.24	0.78
18:O1:168:THR:HG22	18:oD:166:THR:C	2.07	0.78
31:b2:44:LEU:HD12	31:b2:99:LEU:CD1	2.13	0.78
31:b2:84:CYS:SG	33:b2:201:CYC:CAC	2.70	0.78
31:j2:44:LEU:HD12	31:j2:99:LEU:CD1	2.13	0.78
31:l2:44:LEU:HD12	31:l2:99:LEU:CD1	2.13	0.78
32:m2:44:ILE:CG1	32:m2:142:VAL:HG22	2.10	0.78
32:m2:159:GLU:O	32:m2:163:TYR:HD2	1.66	0.78
3:o4:83:ARG:HE	3:o4:84:ASP:HA	1.46	0.78
33:c5:202:CYC:HMA2	33:c5:202:CYC:CGA	2.13	0.78
33:m5:201:CYC:HMA2	33:m5:201:CYC:CGA	2.13	0.78
31:b6:44:LEU:HD12	31:b6:99:LEU:CD1	2.13	0.78
31:b6:118:ILE:O	31:b6:122:PHE:HD2	1.66	0.78
33:g6:201:CYC:HMA2	33:g6:201:CYC:CGA	2.13	0.78

Continued on next page...

Continued from previous page...

Atom-1	Atom-2	Interatomic distance (Å)	Clash overlap (Å)
31:l6:72:PRO:HD2	31:l6:73:ASN:N	1.98	0.78
31:b7:4:PRO:HD2	31:b7:5:LEU:N	1.94	0.78
33:m7:201:CYC:HMA2	33:m7:201:CYC:CGA	2.13	0.78
31:d8:106:PRO:HD2	31:d8:107:MET:N	1.96	0.78
32:i8:1:MET:N	32:i8:107:ASP:OD2	2.14	0.78
31:j9:44:LEU:HD12	31:j9:99:LEU:CD1	2.13	0.78
31:dC:44:LEU:HD12	31:dC:99:LEU:CD1	2.13	0.78
32:iC:126:SER:OG	33:iC:202:CYC:HMC2	1.83	0.78
31:lC:91:TYR:HE2	31:lC:129:TYR:HE1	1.31	0.78
27:zD:24:PRO:O	27:zD:28:ALA:HB2	1.82	0.78
32:eH:59:LEU:HD11	32:eH:130:GLY:CA	2.14	0.78
32:gH:34:SER:O	32:gH:38:LEU:HG	1.83	0.78
31:lH:106:PRO:O	31:lH:110:TYR:HD2	1.65	0.78
31:bI:106:PRO:O	31:bI:110:TYR:HD2	1.65	0.78
32:eI:59:LEU:HD11	32:eI:130:GLY:CA	2.14	0.78
32:kI:59:LEU:HD11	32:kI:130:GLY:CA	2.14	0.78
31:lI:72:PRO:HD2	31:lI:73:ASN:N	1.98	0.78
31:lI:118:ILE:O	31:lI:122:PHE:HD2	1.66	0.78
33:eJ:202:CYC:CGA	33:eJ:202:CYC:HMA2	2.13	0.78
32:iJ:126:SER:OG	33:iJ:202:CYC:HMC2	1.83	0.78
1:BC:7:LEU:HD22	33:cC:201:CYC:HBA2	1.64	0.78
1:BC:13:SER:OG	32:eC:116:THR:CG2	2.31	0.78
7:BD:495:PHE:C	7:BD:503:THR:HA	2.08	0.78
40:BD:623:LMT:O1B	13:iD:1:MET:HE3	1.84	0.78
1:BI:186:GLU:C	1:BI:190:THR:CG2	2.51	0.78
28:BL:119:THR:HG22	4:ML:151:ILE:HD12	1.42	0.78
16:L1:9:LYS:HD3	38:L1:101:SQD:HO8	1.46	0.78
8:c1:141:LYS:HA	8:c1:253:TRP:CH2	2.18	0.78
27:z1:24:PRO:O	27:z1:28:ALA:HB2	1.82	0.78
32:g2:126:SER:OG	33:g2:202:CYC:HMC2	1.83	0.78
33:g2:202:CYC:CGD	1:B2:183:ARG:NH2	2.46	0.78
1:B2:206:PHE:CE1	3:o4:76:GLU:HA	2.17	0.78
33:c3:201:CYC:HMA2	1:B3:126:ILE:HG23	1.64	0.78
33:c3:202:CYC:CGA	33:c3:202:CYC:HMA2	2.13	0.78
32:i3:82:CYS:HG	33:i3:202:CYC:CAC	1.84	0.78
2:C4:560:ILE:HG21	2:C4:582:GLU:OE2	1.81	0.78
33:g5:201:CYC:CMB	31:j5:148:VAL:HG11	2.12	0.78
32:e6:59:LEU:HD11	32:e6:130:GLY:CA	2.13	0.78
31:f6:72:PRO:HD2	31:f6:73:ASN:N	1.98	0.78
33:i6:201:CYC:HMA2	33:i6:201:CYC:CGA	2.13	0.78
33:j6:202:CYC:HAD1	32:k6:149:THR:OG1	1.83	0.78

Continued on next page...

Continued from previous page...

Atom-1	Atom-2	Interatomic distance (Å)	Clash overlap (Å)
33:c7:201:CYC:HMA2	1:B7:126:ILE:HG23	1.64	0.78
33:c7:202:CYC:HHA	33:c7:202:CYC:CBD	2.12	0.78
33:c7:202:CYC:HMA2	33:c7:202:CYC:CGA	2.13	0.78
31:d7:72:PRO:HD2	31:d7:73:ASN:N	1.98	0.78
33:j7:202:CYC:HAD1	32:k7:149:THR:OG1	1.83	0.78
31:l7:4:PRO:HD2	31:l7:5:LEU:N	1.94	0.78
31:b8:72:PRO:HD2	31:b8:73:ASN:N	1.98	0.78
33:j8:202:CYC:HMA2	33:j8:202:CYC:CGA	2.13	0.78
33:e9:202:CYC:HHA	33:e9:202:CYC:CBD	2.12	0.78
31:bA:44:LEU:HD12	31:bA:99:LEU:CD1	2.13	0.78
31:fA:72:PRO:HD2	31:fA:73:ASN:N	1.98	0.78
33:gA:302:CYC:HMA2	33:gA:302:CYC:CGA	2.13	0.78
31:hA:84:CYS:CB	33:hA:201:CYC:CAC	2.56	0.78
31:jA:44:LEU:HD12	31:jA:99:LEU:CD1	2.13	0.78
31:bC:72:PRO:HD2	31:bC:73:ASN:N	1.97	0.78
32:gC:34:SER:O	32:gC:38:LEU:HG	1.83	0.78
31:hC:72:PRO:HD2	31:hC:73:ASN:N	1.98	0.78
33:eI:202:CYC:CGA	33:eI:202:CYC:HMA2	2.13	0.78
32:gI:159:GLU:O	32:gI:163:TYR:HD2	1.66	0.78
33:gI:302:CYC:HHA	33:gI:302:CYC:CBD	2.12	0.78
32:iI:146:ALA:O	32:iI:148:ILE:HG13	1.82	0.78
33:iI:201:CYC:HMA2	33:iI:201:CYC:CGA	2.13	0.78
33:gJ:201:CYC:CMB	31:jJ:148:VAL:HG11	2.12	0.78
40:BE:623:LMT:O1B	13:iE:1:MET:HE3	1.84	0.78
28:EF:140:PHE:CE2	3:ZF:83:ARG:CD	2.67	0.78
28:BG:119:THR:HB	4:MG:151:ILE:HD13	1.61	0.78
3:IG:47:ARG:HD2	4:JG:18:TYR:HH	1.46	0.78
3:IG:83:ARG:NH2	33:IG:201:CYC:CMA	2.45	0.78
3:IL:47:ARG:NE	4:JL:18:TYR:CE1	2.52	0.78
7:B1:235:GLU:OE2	7:B1:472:ARG:NH1	2.16	0.78
18:O1:55:ARG:CZ	18:oD:229:SER:OG	2.31	0.78
33:i2:201:CYC:HHA	33:i2:201:CYC:CBD	2.12	0.78
31:j2:4:PRO:HD2	31:j2:5:LEU:N	1.94	0.78
33:j2:202:CYC:HAD1	32:k2:149:THR:OG1	1.83	0.78
1:B2:194:PHE:HD1	1:B2:195:PRO:HD3	1.48	0.78
31:d3:44:LEU:HD12	31:d3:99:LEU:CD1	2.13	0.78
32:e3:126:SER:OG	33:e3:201:CYC:HMC2	1.83	0.78
32:g3:34:SER:O	32:g3:38:LEU:HG	1.83	0.78
32:i3:59:LEU:HD11	32:i3:130:GLY:CA	2.13	0.78
32:m3:59:LEU:HD11	32:m3:130:GLY:CA	2.13	0.78
4:r4:154:ASP:HB2	2:B4:721:LEU:HD11	1.50	0.78

Continued on next page...

Continued from previous page...

Atom-1	Atom-2	Interatomic distance (Å)	Clash overlap (Å)
2:C4:13:ARG:HB2	2:C4:13:ARG:NH1	1.99	0.78
31:b5:72:PRO:HD2	31:b5:73:ASN:N	1.98	0.78
33:c5:202:CYC:HAB2	31:h5:149:GLU:OE2	1.81	0.78
33:j5:202:CYC:HAD1	32:k5:149:THR:OG1	1.83	0.78
31:h7:118:ILE:O	31:h7:122:PHE:HD2	1.66	0.78
31:j7:106:PRO:O	31:j7:110:TYR:HD2	1.65	0.78
32:e8:59:LEU:HD11	32:e8:130:GLY:CA	2.14	0.78
32:e8:126:SER:OG	33:e8:201:CYC:HMC2	1.83	0.78
32:k8:59:LEU:HD11	32:k8:130:GLY:CA	2.14	0.78
31:d9:64:PRO:HD2	31:d9:65:TYR:H	1.46	0.78
31:h9:106:PRO:HD2	31:h9:107:MET:N	1.96	0.78
33:cA:202:CYC:HHA	33:cA:202:CYC:CBD	2.12	0.78
33:eA:202:CYC:HMA2	33:eA:202:CYC:CGA	2.13	0.78
33:gA:302:CYC:CMB	31:jA:148:VAL:HG11	2.12	0.78
31:hA:118:ILE:O	31:hA:122:PHE:HD2	1.66	0.78
32:iA:59:LEU:HD11	32:iA:130:GLY:CA	2.13	0.78
31:jC:44:LEU:HD12	31:jC:99:LEU:CD1	2.13	0.78
31:fH:44:LEU:HD12	31:fH:99:LEU:CD1	2.13	0.78
31:hH:72:PRO:HD2	31:hH:73:ASN:N	1.98	0.78
33:mH:201:CYC:CGA	33:mH:201:CYC:HMA2	2.13	0.78
31:hI:44:LEU:HD12	31:hI:99:LEU:CD1	2.13	0.78
31:bJ:64:PRO:HD2	31:bJ:65:TYR:H	1.46	0.78
31:dJ:64:PRO:HD2	31:dJ:65:TYR:H	1.46	0.78
33:eJ:202:CYC:HHA	33:eJ:202:CYC:CBD	2.12	0.78
32:kJ:59:LEU:HD11	32:kJ:130:GLY:CA	2.14	0.78
32:mJ:159:GLU:O	32:mJ:163:TYR:HD2	1.66	0.78
1:BA:126:ILE:HG23	33:cA:201:CYC:HMA2	1.64	0.78
2:BB:48:SER:CB	28:BL:110:LYS:CD	2.57	0.78
2:CB:489:LYS:NZ	4:YK:76:ARG:HH21	1.79	0.78
1:BC:126:ILE:HG23	33:cC:201:CYC:HMA2	1.64	0.78
1:BC:227:GLN:CD	32:cI:15:ARG:HG2	2.09	0.78
1:BC:237:ARG:HH21	32:cI:165:ASP:CA	1.97	0.78
6:AD:322:ASN:HD21	8:CD:399:THR:HA	1.46	0.78
4:YF:76:ARG:HD3	2:C4:489:LYS:CE	2.14	0.78
28:BG:131:ARG:HB3	4:JG:62:TYR:HB2	1.64	0.78
3:IG:92:ILE:CD1	3:IG:153:PHE:CE1	2.60	0.78
1:BJ:230:ARG:HE	1:BJ:233:ASN:CB	1.97	0.78
31:l2:91:TYR:HE2	31:l2:129:TYR:HE1	1.31	0.78
31:l2:106:PRO:HD2	31:l2:107:MET:N	1.96	0.78
2:C4:466:GLU:OE2	2:C4:678:THR:OG1	2.02	0.78
1:B5:230:ARG:HD3	1:B5:233:ASN:CG	2.08	0.78

Continued on next page...

Continued from previous page...

Atom-1	Atom-2	Interatomic distance (Å)	Clash overlap (Å)
31:b5:106:PRO:O	31:b5:110:TYR:HD2	1.65	0.78
31:f5:44:LEU:HD12	31:f5:99:LEU:CD1	2.13	0.78
32:g5:59:LEU:HD11	32:g5:130:GLY:CA	2.13	0.78
32:k5:126:SER:OG	33:k5:201:CYC:HMC2	1.83	0.78
31:h6:118:ILE:O	31:h6:122:PHE:HD2	1.66	0.78
31:f7:44:LEU:HD12	31:f7:99:LEU:CD1	2.13	0.78
33:g7:201:CYC:HHA	33:g7:201:CYC:CBD	2.12	0.78
32:i7:59:LEU:HD11	32:i7:130:GLY:CA	2.13	0.78
32:g8:126:SER:OG	33:g8:202:CYC:HMC2	1.83	0.78
32:i8:59:LEU:HD11	32:i8:130:GLY:CA	2.13	0.78
33:j8:202:CYC:HHA	33:j8:202:CYC:CBD	2.12	0.78
31:l8:91:TYR:HE2	31:l8:129:TYR:HE1	1.31	0.78
32:g9:59:LEU:HD11	32:g9:130:GLY:CA	2.13	0.78
32:i9:59:LEU:HD11	32:i9:130:GLY:CA	2.13	0.78
1:B9:206:PHE:C	4:tB:62:TYR:CD2	2.60	0.78
33:eA:202:CYC:HHA	33:eA:202:CYC:CBD	2.12	0.78
32:gA:59:LEU:HD11	32:gA:130:GLY:CA	2.13	0.78
4:xB:73:TYR:CE2	4:xB:74:THR:HG23	2.18	0.78
32:eC:59:LEU:HD11	32:eC:130:GLY:CA	2.14	0.78
8:cD:444:LYS:CE	9:dD:228:GLY:O	2.32	0.78
27:zE:24:PRO:O	27:zE:28:ALA:HB2	1.83	0.78
31:bH:44:LEU:HD12	31:bH:99:LEU:CD1	2.13	0.78
31:hH:118:ILE:O	31:hH:122:PHE:HD2	1.66	0.78
32:kH:59:LEU:HD11	32:kH:130:GLY:CA	2.14	0.78
31:dI:44:LEU:HD12	31:dI:99:LEU:CD1	2.13	0.78
31:fI:72:PRO:HD2	31:fI:73:ASN:N	1.98	0.78
31:lI:106:PRO:O	31:lI:110:TYR:HD2	1.65	0.78
31:bJ:106:PRO:O	31:bJ:110:TYR:HD2	1.65	0.78
32:cJ:38:LEU:HD23	32:cJ:41:VAL:HG21	1.64	0.78
31:fJ:44:LEU:HD12	31:fJ:99:LEU:CD1	2.13	0.78
32:gJ:59:LEU:HD11	32:gJ:130:GLY:CA	2.13	0.78
1:BC:237:ARG:NH2	32:cI:165:ASP:N	2.31	0.78
6:AD:191:ASN:CB	8:CD:398:ILE:HG21	2.14	0.78
7:BD:495:PHE:CD2	7:BD:503:THR:CG2	2.66	0.78
8:CD:311:LEU:HB3	23:UD:126:LEU:HD12	1.65	0.78
9:DD:102:THR:CG2	40:DD:413:LMT:H6E	2.12	0.78
28:BG:110:LYS:CD	2:B4:48:SER:CB	2.56	0.78
4:JG:117:ASN:OD1	2:B4:9:SER:OG	2.01	0.78
1:BI:184:TYR:HE1	1:BI:189:ARG:HB2	1.44	0.78
1:BI:214:LYS:HB2	1:BI:214:LYS:NZ	1.97	0.78
3:IL:47:ARG:HD2	4:JL:18:TYR:HH	1.46	0.78

Continued on next page...

Continued from previous page...

Atom-1	Atom-2	Interatomic distance (Å)	Clash overlap (Å)
24:V1:159:LYS:HD2	24:V1:159:LYS:N	1.99	0.78
42:a1:412:LHG:O4	9:d1:231:THR:CG2	2.23	0.78
32:i2:126:SER:OG	33:i2:202:CYC:HMC2	1.83	0.78
31:j2:64:PRO:HD2	31:j2:65:TYR:H	1.46	0.78
31:l2:118:ILE:O	31:l2:122:PHE:HD2	1.66	0.78
1:B2:205:ARG:HD3	1:B2:207:VAL:CG1	2.10	0.78
31:f3:72:PRO:HD2	31:f3:73:ASN:N	1.98	0.78
31:j5:106:PRO:O	31:j5:110:TYR:HD2	1.65	0.78
33:j5:202:CYC:HHA	33:j5:202:CYC:CBD	2.12	0.78
31:l5:64:PRO:HD2	31:l5:65:TYR:H	1.46	0.78
32:m5:59:LEU:HD11	32:m5:130:GLY:CA	2.13	0.78
32:e6:126:SER:OG	33:e6:201:CYC:HMC2	1.83	0.78
32:e7:37:ARG:O	32:e7:41:VAL:HG23	1.84	0.78
32:k7:59:LEU:HD11	32:k7:130:GLY:CA	2.14	0.78
32:m7:151:GLY:HA3	33:m7:201:CYC:HMD2	1.64	0.78
32:c8:38:LEU:HD23	32:c8:41:VAL:HG21	1.64	0.78
31:f8:44:LEU:HD12	31:f8:99:LEU:CD1	2.13	0.78
31:h8:118:ILE:O	31:h8:122:PHE:HD2	1.66	0.78
33:i8:201:CYC:HMA2	33:i8:201:CYC:CGA	2.13	0.78
33:m8:201:CYC:HMA2	33:m8:201:CYC:CGA	2.13	0.78
31:b9:44:LEU:HD12	31:b9:99:LEU:CD1	2.13	0.78
32:e9:59:LEU:HD11	32:e9:130:GLY:CA	2.14	0.78
33:j9:202:CYC:HHA	33:j9:202:CYC:CBD	2.12	0.78
31:l9:72:PRO:HD2	31:l9:73:ASN:N	1.98	0.78
32:kA:126:SER:OG	33:kA:201:CYC:HMC2	1.83	0.78
32:mA:59:LEU:HD11	32:mA:130:GLY:CA	2.13	0.78
31:dC:72:PRO:HD2	31:dC:73:ASN:N	1.98	0.78
33:gC:302:CYC:CMB	31:jC:148:VAL:HG11	2.12	0.78
31:jC:106:PRO:O	31:jC:110:TYR:HD2	1.65	0.78
33:jC:202:CYC:CMD	32:kC:151:GLY:CA	2.62	0.78
32:kC:59:LEU:HD11	32:kC:130:GLY:CA	2.14	0.78
7:bD:161:LEU:HD23	8:cE:194:LEU:HD23	1.64	0.78
9:dD:89:LEU:HD22	9:dD:91:PHE:HZ	1.47	0.78
11:fD:36:ILE:HG22	14:jD:27:PHE:HE1	1.46	0.78
8:cE:444:LYS:CE	9:dE:228:GLY:O	2.32	0.78
9:dE:102:THR:CG2	40:dE:413:LMT:H6E	2.13	0.78
39:dE:411:LMG:HC62	11:fE:40:GLN:NE2	1.98	0.78
4:7G:74:THR:CG2	5:8G:63:ASN:CB	2.55	0.78
31:lH:72:PRO:HD2	31:lH:73:ASN:N	1.98	0.78
33:gI:302:CYC:HMA2	33:gI:302:CYC:CGA	2.13	0.78
32:iI:59:LEU:HD11	32:iI:130:GLY:CA	2.13	0.78

Continued on next page...

Continued from previous page...

Atom-1	Atom-2	Interatomic distance (Å)	Clash overlap (Å)
32:iI:126:SER:OG	33:iI:202:CYC:HMC2	1.83	0.78
33:iI:201:CYC:HHA	33:iI:201:CYC:CBD	2.12	0.78
33:cJ:202:CYC:HMA2	33:cJ:202:CYC:CGA	2.13	0.78
32:eJ:37:ARG:O	32:eJ:41:VAL:HG23	1.84	0.78
31:lJ:91:TYR:HE2	31:lJ:129:TYR:HE1	1.32	0.78
1:BA:13:SER:OG	32:eA:116:THR:CG2	2.31	0.78
2:CB:13:ARG:HB2	2:CB:13:ARG:NH1	1.99	0.78
1:BC:220:ASN:OD1	3:u4:56:ASN:CA	2.32	0.78
1:BC:226:LYS:NZ	1:BC:226:LYS:HB3	1.96	0.78
7:BD:235:GLU:OE2	7:BD:472:ARG:NH1	2.16	0.78
6:AE:191:ASN:CB	8:CE:398:ILE:HG21	2.14	0.78
28:EK:140:PHE:CE2	3:ZK:83:ARG:CD	2.67	0.78
8:c1:444:LYS:CE	9:d1:228:GLY:O	2.32	0.78
39:d1:411:LMG:HC62	11:f1:40:GLN:NE2	1.98	0.78
31:l2:91:TYR:OH	31:l2:129:TYR:CE1	2.35	0.78
32:c3:159:GLU:O	32:c3:163:TYR:HD2	1.66	0.78
31:h3:106:PRO:HD2	31:h3:107:MET:N	1.96	0.78
33:i3:201:CYC:HHA	33:i3:201:CYC:CBD	2.12	0.78
31:j3:64:PRO:HD2	31:j3:65:TYR:H	1.46	0.78
33:j3:202:CYC:HAD1	32:k3:149:THR:OG1	1.83	0.78
32:k3:126:SER:OG	33:k3:201:CYC:HMC2	1.83	0.78
32:m3:159:GLU:O	32:m3:163:TYR:HD2	1.66	0.78
4:a4:61:LEU:O	4:a4:61:LEU:HD12	1.83	0.78
32:g6:59:LEU:HD11	32:g6:130:GLY:CA	2.13	0.78
32:i6:59:LEU:HD11	32:i6:130:GLY:CA	2.13	0.78
31:d7:44:LEU:HD12	31:d7:99:LEU:CD1	2.13	0.78
32:e7:59:LEU:HD11	32:e7:130:GLY:CA	2.14	0.78
31:f7:72:PRO:HD2	31:f7:73:ASN:N	1.98	0.78
31:j7:44:LEU:HD12	31:j7:99:LEU:CD1	2.13	0.78
1:B8:230:ARG:NE	1:B8:233:ASN:HB3	1.98	0.78
32:m8:151:GLY:HA3	33:m8:201:CYC:HMD2	1.64	0.78
32:i9:159:GLU:O	32:i9:163:TYR:HD2	1.65	0.78
31:jA:106:PRO:O	31:jA:110:TYR:HD2	1.65	0.78
3:uB:6:LYS:HD3	3:uB:102:THR:HG21	1.64	0.78
4:vB:91:TYR:HB3	4:vB:104:LEU:CD2	2.13	0.78
31:lC:91:TYR:OH	31:lC:129:TYR:CE1	2.35	0.78
6:aD:39:PRO:CB	13:iD:15:PHE:HE2	1.96	0.78
31:bH:118:ILE:O	31:bH:122:PHE:HD2	1.66	0.78
33:jI:202:CYC:HMA2	33:jI:202:CYC:CGA	2.13	0.78
33:jI:202:CYC:HAD1	32:kI:149:THR:OG1	1.83	0.78
31:jJ:44:LEU:HD12	31:jJ:99:LEU:CD1	2.13	0.78

Continued on next page...

Continued from previous page...

Atom-1	Atom-2	Interatomic distance (Å)	Clash overlap (Å)
33:mJ:201:CYC:CGA	33:mJ:201:CYC:HMA2	2.13	0.78
3:XB:61:LYS:HZ1	1:B9:197:VAL:HG13	1.49	0.78
7:BE:496:GLN:O	9:DE:25:ASP:OD2	2.01	0.78
3:IG:47:ARG:NE	4:JG:18:TYR:CE1	2.52	0.78
1:BJ:23:VAL:HG11	31:fJ:108:ASP:CB	2.13	0.78
28:BL:131:ARG:HB3	4:JL:62:TYR:HD2	1.46	0.78
28:BL:143:MET:HE1	3:KL:52:LYS:HB2	1.66	0.78
6:A1:191:ASN:CB	8:C1:398:ILE:HG21	2.14	0.78
17:M1:32:ARG:NH1	17:m1:36:GLU:HG3	1.98	0.78
18:O1:229:SER:HB2	18:oD:55:ARG:HH11	1.46	0.78
31:h3:118:ILE:O	31:h3:122:PHE:HD2	1.66	0.78
33:i3:201:CYC:HMA2	33:i3:201:CYC:CGA	2.13	0.78
33:j3:202:CYC:CMD	32:k3:151:GLY:CA	2.62	0.78
1:B5:230:ARG:HE	1:B5:233:ASN:CB	1.97	0.78
31:b5:118:ILE:O	31:b5:122:PHE:HD2	1.66	0.78
32:c5:159:GLU:O	32:c5:163:TYR:HD2	1.66	0.78
32:m5:159:GLU:O	32:m5:163:TYR:HD2	1.66	0.78
33:c6:202:CYC:HMA2	33:c6:202:CYC:CGA	2.13	0.78
33:j6:202:CYC:HHA	33:j6:202:CYC:CBD	2.12	0.78
33:g7:201:CYC:CMB	31:j7:148:VAL:HG11	2.12	0.78
33:j7:202:CYC:CGA	33:j7:202:CYC:HMA2	2.13	0.78
31:b8:118:ILE:O	31:b8:122:PHE:HD2	1.66	0.78
31:f9:108:ASP:CB	1:B9:23:VAL:HG11	2.13	0.78
32:g9:159:GLU:O	32:g9:163:TYR:HD2	1.66	0.78
32:k9:126:SER:OG	33:k9:201:CYC:HMC2	1.83	0.78
31:l9:91:TYR:OH	31:l9:129:TYR:CE1	2.35	0.78
32:eA:59:LEU:HD11	32:eA:130:GLY:CA	2.14	0.78
31:hA:44:LEU:HD12	31:hA:99:LEU:CD1	2.13	0.78
33:jA:202:CYC:HAD1	32:kA:149:THR:OG1	1.83	0.78
32:eC:126:SER:OG	33:eC:201:CYC:HMC2	1.83	0.78
32:gC:159:GLU:O	32:gC:163:TYR:HD2	1.66	0.78
33:jC:202:CYC:HAD1	32:kC:149:THR:OG1	1.83	0.78
31:lC:72:PRO:HD2	31:lC:73:ASN:N	1.98	0.78
32:mC:151:GLY:CA	33:mC:201:CYC:HMD2	2.14	0.78
33:gH:201:CYC:HMA2	33:gH:201:CYC:CGA	2.13	0.78
31:hH:73:ASN:HD22	31:hH:123:GLU:HB2	1.45	0.78
32:mH:151:GLY:CA	33:mH:201:CYC:HMD2	2.14	0.78
31:bI:44:LEU:HD12	31:bI:99:LEU:CD1	2.13	0.78
32:mI:151:GLY:HA3	33:mI:201:CYC:HMD2	1.64	0.78
31:dJ:44:LEU:HD12	31:dJ:99:LEU:CD1	2.13	0.78
2:CB:472:ILE:HD13	4:cK:115:THR:HB	1.65	0.78

Continued on next page...

Continued from previous page...

Atom-1	Atom-2	Interatomic distance (Å)	Clash overlap (Å)
2:CB:551:PHE:HE2	4:KK:1:MET:O	1.63	0.78
3:OB:2:SER:N	3:OB:5:THR:HG1	1.81	0.78
28:BL:124:PRO:CA	4:JL:135:GLU:OE1	2.32	0.78
28:BL:131:ARG:HB3	4:JL:62:TYR:HB2	1.64	0.78
17:M1:32:ARG:HH22	17:m1:36:GLU:HG2	1.48	0.78
9:d1:89:LEU:HD22	9:d1:91:PHE:HZ	1.47	0.78
31:d2:64:PRO:HD2	31:d2:65:TYR:H	1.46	0.78
33:j2:202:CYC:HMA2	33:j2:202:CYC:CGA	2.13	0.78
31:b3:44:LEU:HD12	31:b3:99:LEU:CD1	2.13	0.78
32:i3:159:GLU:O	32:i3:163:TYR:HD2	1.66	0.78
31:d5:106:PRO:HD2	31:d5:107:MET:N	1.96	0.78
32:e5:126:SER:OG	33:e5:201:CYC:HMC2	1.83	0.78
31:h5:44:LEU:HD12	31:h5:99:LEU:CD1	2.13	0.78
32:k5:59:LEU:HD11	32:k5:130:GLY:CA	2.14	0.78
33:g6:202:CYC:CGD	1:B6:183:ARG:NH2	2.46	0.78
1:B8:230:ARG:HD3	1:B8:233:ASN:CG	2.08	0.78
31:f8:4:PRO:HD2	31:f8:5:LEU:N	1.94	0.78
32:e9:116:THR:CG2	1:B9:13:SER:OG	2.32	0.78
33:g9:201:CYC:HMA2	33:g9:201:CYC:CGA	2.13	0.78
31:dA:106:PRO:HD2	31:dA:107:MET:N	1.96	0.78
32:kA:59:LEU:HD11	32:kA:130:GLY:CA	2.14	0.78
31:lA:91:TYR:HE2	31:lA:129:TYR:HE1	1.31	0.78
31:hC:4:PRO:HD2	31:hC:5:LEU:N	1.94	0.78
32:mC:151:GLY:HA3	33:mC:201:CYC:HMD2	1.64	0.78
33:mC:201:CYC:HHA	33:mC:201:CYC:CBD	2.12	0.78
33:mC:201:CYC:HMA2	33:mC:201:CYC:CGA	2.13	0.78
9:dD:102:THR:CG2	40:dD:413:LMT:H6E	2.13	0.78
4:hF:84:ASP:OD2	33:hF:201:CYC:NA	2.17	0.78
33:jI:202:CYC:HHA	33:jI:202:CYC:CBD	2.12	0.78
32:mI:44:ILE:HG13	32:mI:142:VAL:HG22	1.63	0.78
32:mI:59:LEU:HD11	32:mI:130:GLY:CA	2.13	0.78
31:bJ:44:LEU:HD12	31:bJ:99:LEU:CD1	2.13	0.78
31:dJ:72:PRO:HD2	31:dJ:73:ASN:N	1.98	0.78
32:gJ:126:SER:OG	33:gJ:202:CYC:HMC2	1.83	0.78
32:iJ:59:LEU:HD11	32:iJ:130:GLY:CA	2.14	0.78
32:iJ:82:CYS:HG	33:iJ:202:CYC:HAC2	1.47	0.78
33:jJ:202:CYC:HHA	33:jJ:202:CYC:CBD	2.12	0.78
33:jJ:202:CYC:HAD1	32:kJ:149:THR:OG1	1.83	0.78
2:CB:85:LEU:HD11	2:CB:87:ARG:H	1.49	0.78
2:CB:154:ARG:C	8:cD:10:LEU:HD23	2.09	0.78
2:CB:466:GLU:OE2	2:CB:678:THR:OG1	2.02	0.78

Continued on next page...

Continued from previous page...

Atom-1	Atom-2	Interatomic distance (Å)	Clash overlap (Å)
1:BC:236:THR:HG21	32:cI:166:ARG:HG2	1.66	0.78
7:BD:242:ILE:HD11	7:BD:466:HIS:CA	2.14	0.78
6:AE:322:ASN:HD21	8:CE:399:THR:HA	1.46	0.78
3:JF:52:LYS:HZ3	1:BH:228:VAL:C	1.92	0.78
28:BG:122:LEU:H	28:BG:122:LEU:HD22	1.47	0.78
1:BI:13:SER:OG	32:eI:116:THR:CG2	2.32	0.78
1:BI:170:ARG:NH2	32:eI:120:LEU:CA	2.43	0.78
3:IL:92:ILE:HD13	3:IL:153:PHE:HE1	1.42	0.78
7:B1:242:ILE:HD11	7:B1:466:HIS:CA	2.14	0.78
31:f2:44:LEU:HD12	31:f2:99:LEU:CD1	2.13	0.78
32:g2:34:SER:O	32:g2:38:LEU:HG	1.83	0.78
32:g2:59:LEU:HD11	32:g2:130:GLY:CA	2.13	0.78
33:e3:202:CYC:HHA	33:e3:202:CYC:CBD	2.12	0.78
32:g3:59:LEU:HD11	32:g3:130:GLY:CA	2.13	0.78
33:g3:201:CYC:CMB	31:j3:148:VAL:HG11	2.12	0.78
32:k3:59:LEU:HD11	32:k3:130:GLY:CA	2.14	0.78
2:C4:148:ARG:HB2	8:cE:13:ARG:HH22	1.46	0.78
1:B5:230:ARG:CD	1:B5:233:ASN:CB	2.61	0.78
32:m5:151:GLY:HA3	33:m5:201:CYC:HMD2	1.64	0.78
32:g6:34:SER:O	32:g6:38:LEU:HG	1.83	0.78
32:g6:126:SER:OG	33:g6:202:CYC:HMC2	1.83	0.78
32:g6:159:GLU:O	32:g6:163:TYR:HD2	1.66	0.78
31:h6:73:ASN:HD22	31:h6:123:GLU:HB2	1.45	0.78
32:i6:159:GLU:O	32:i6:163:TYR:HD2	1.65	0.78
32:k6:59:LEU:HD11	32:k6:130:GLY:CA	2.14	0.78
31:l6:44:LEU:HD12	31:l6:99:LEU:CD1	2.13	0.78
32:g7:34:SER:O	32:g7:38:LEU:HG	1.83	0.78
31:l7:44:LEU:HD12	31:l7:99:LEU:CD1	2.13	0.78
32:m7:151:GLY:CA	33:m7:201:CYC:HMD2	2.14	0.78
33:c8:202:CYC:HHA	33:c8:202:CYC:CBD	2.12	0.78
33:g8:201:CYC:CMB	31:j8:148:VAL:HG11	2.12	0.78
32:i8:159:GLU:O	32:i8:163:TYR:HD2	1.66	0.78
31:d9:44:LEU:HD12	31:d9:99:LEU:CD1	2.13	0.78
31:h9:73:ASN:HD22	31:h9:123:GLU:HB2	1.45	0.78
33:cA:202:CYC:HMA2	33:cA:202:CYC:CGA	2.13	0.78
32:eA:151:GLY:HA3	33:eA:202:CYC:HMD1	1.66	0.78
31:fA:44:LEU:HD12	31:fA:99:LEU:CD1	2.13	0.78
31:lA:118:ILE:O	31:lA:122:PHE:HD2	1.66	0.78
39:dD:411:LMG:HC62	11:fD:40:GLN:NE2	1.98	0.78
8:cE:13:ARG:HG2	8:cE:13:ARG:HH11	1.49	0.78
4:hF:108:VAL:HG23	33:hF:201:CYC:HAB1	1.66	0.78

Continued on next page...

Continued from previous page...

Atom-1	Atom-2	Interatomic distance (Å)	Clash overlap (Å)
31:fH:72:PRO:HD2	31:fH:73:ASN:N	1.98	0.78
32:mH:159:GLU:O	32:mH:163:TYR:HD2	1.66	0.78
32:gI:59:LEU:HD11	32:gI:130:GLY:CA	2.13	0.78
33:gJ:201:CYC:HMA2	33:gJ:201:CYC:CGA	2.13	0.78
3:XB:61:LYS:HZ1	1:B9:197:VAL:CG1	1.94	0.78
7:BE:242:ILE:HD11	7:BE:466:HIS:CA	2.14	0.78
7:BE:495:PHE:CD2	7:BE:503:THR:CG2	2.66	0.78
10:EE:15:THR:HG23	14:JE:6:LYS:CB	2.13	0.78
28:EF:113:GLU:HA	4:hF:35:GLU:HG2	1.65	0.78
1:BH:230:ARG:CD	1:BH:233:ASN:CB	2.61	0.78
1:BJ:58:HIS:CB	33:gJ:202:CYC:O2A	2.32	0.78
40:B1:623:LMT:O1B	13:i1:1:MET:HE3	1.84	0.78
7:b1:86:ASP:OD1	7:b1:86:ASP:N	2.13	0.78
8:c1:266:LEU:C	8:c1:268:LEU:N	2.40	0.78
9:d1:102:THR:CG2	40:d1:413:LMT:H6E	2.13	0.78
33:g2:201:CYC:CMB	31:j2:148:VAL:HG11	2.12	0.78
2:C4:151:ASN:CB	8:cE:125:GLU:OE1	2.32	0.78
1:B5:239:ALA:C	4:1L:63:SER:HA	2.08	0.78
31:j6:72:PRO:HD2	31:j6:73:ASN:N	1.98	0.78
33:j6:202:CYC:HMA2	33:j6:202:CYC:CGA	2.13	0.78
31:b7:73:ASN:HD22	31:b7:123:GLU:HB2	1.45	0.78
32:g7:59:LEU:HD11	32:g7:130:GLY:CA	2.13	0.78
31:b8:73:ASN:HD22	31:b8:123:GLU:HB2	1.45	0.78
32:e8:37:ARG:O	32:e8:41:VAL:HG23	1.84	0.78
31:l8:118:ILE:O	31:l8:122:PHE:HD2	1.66	0.78
32:g9:126:SER:OG	33:g9:202:CYC:HMC2	1.83	0.78
33:g9:202:CYC:O2A	1:B9:58:HIS:CB	2.32	0.78
31:dA:72:PRO:HD2	31:dA:73:ASN:N	1.98	0.78
32:eA:37:ARG:O	32:eA:41:VAL:HG23	1.84	0.78
32:gA:34:SER:O	32:gA:38:LEU:HG	1.83	0.78
33:jA:202:CYC:CMD	32:kA:151:GLY:CA	2.62	0.78
33:mA:201:CYC:HMA2	33:mA:201:CYC:CGA	2.13	0.78
32:eC:37:ARG:O	32:eC:41:VAL:HG23	1.84	0.78
32:eH:37:ARG:O	32:eH:41:VAL:HG23	1.84	0.78
33:jH:202:CYC:HAD1	32:kH:149:THR:OG1	1.83	0.78
33:mH:201:CYC:HHA	33:mH:201:CYC:CBD	2.12	0.78
30:mK:40:VAL:HG21	30:mK:97:LEU:HD23	1.64	0.78
10:ED:15:THR:HG23	14:JD:6:LYS:CB	2.13	0.77
17:MD:32:ARG:NH1	17:mD:36:GLU:HG3	1.98	0.77
17:MD:32:ARG:HH22	17:mD:36:GLU:HG2	1.48	0.77
7:BE:495:PHE:C	7:BE:503:THR:HA	2.08	0.77

Continued on next page...

Continued from previous page...

Atom-1	Atom-2	Interatomic distance (Å)	Clash overlap (Å)
28:EF:131:ARG:O	4:YF:62:TYR:CG	2.37	0.77
28:EK:131:ARG:O	4:YK:62:TYR:CG	2.37	0.77
8:c1:266:LEU:CD1	36:c1:503:CLA:HBC1	2.13	0.77
15:k1:17:PHE:O	15:k1:19:PRO:N	2.17	0.77
32:i2:59:LEU:HD11	32:i2:130:GLY:CA	2.13	0.77
32:k2:59:LEU:HD11	32:k2:130:GLY:CA	2.14	0.77
32:m2:153:CYS:HG	33:m2:201:CYC:HAC2	1.47	0.77
32:e3:59:LEU:HD11	32:e3:130:GLY:CA	2.14	0.77
32:g3:159:GLU:O	32:g3:163:TYR:HD2	1.66	0.77
31:h3:72:PRO:HD2	31:h3:73:ASN:N	1.98	0.77
4:x4:154:ASP:HB2	2:C4:721:LEU:HD11	1.60	0.77
2:B4:84:PHE:CZ	2:B4:160:MET:HB3	2.20	0.77
2:B4:377:ALA:O	2:B4:381:LYS:HG2	1.85	0.77
31:b5:44:LEU:HD12	31:b5:99:LEU:CD1	2.13	0.77
31:h6:44:LEU:HD12	31:h6:99:LEU:CD1	2.12	0.77
33:j7:202:CYC:CMD	32:k7:151:GLY:CA	2.62	0.77
33:e8:202:CYC:HMA2	33:e8:202:CYC:CGA	2.13	0.77
32:i9:126:SER:OG	33:i9:202:CYC:HMC2	1.83	0.77
32:m9:44:ILE:HG13	32:m9:142:VAL:HG22	1.63	0.77
32:mA:159:GLU:O	32:mA:163:TYR:HD2	1.66	0.77
31:fC:44:LEU:HD12	31:fC:99:LEU:CD1	2.13	0.77
31:fC:72:PRO:HD2	31:fC:73:ASN:N	1.98	0.77
8:cE:192:ASN:HA	40:cE:501:LMT:H21	1.65	0.77
8:cE:247:ALA:C	8:cE:253:TRP:CH2	2.61	0.77
8:cE:263:LEU:O	8:cE:263:LEU:HD22	1.84	0.77
32:eH:126:SER:OG	33:eH:201:CYC:HMC2	1.83	0.77
31:lH:91:TYR:OH	31:lH:129:TYR:CE1	2.35	0.77
31:lH:118:ILE:O	31:lH:122:PHE:HD2	1.66	0.77
31:bI:73:ASN:HD22	31:bI:123:GLU:HB2	1.45	0.77
32:eI:37:ARG:O	32:eI:41:VAL:HG23	1.84	0.77
32:eI:126:SER:OG	33:eI:201:CYC:HMC2	1.83	0.77
32:gI:34:SER:O	32:gI:38:LEU:HG	1.83	0.77
31:hI:72:PRO:HD2	31:hI:73:ASN:N	1.98	0.77
31:bJ:118:ILE:O	31:bJ:122:PHE:HD2	1.66	0.77
33:gJ:201:CYC:HHA	33:gJ:201:CYC:CBD	2.12	0.77
31:hJ:118:ILE:O	31:hJ:122:PHE:HD2	1.66	0.77
33:jJ:202:CYC:HMA2	33:jJ:202:CYC:CGA	2.13	0.77
2:CB:489:LYS:CE	4:YK:76:ARG:HD3	2.15	0.77
7:BD:161:LEU:HD11	8:C1:193:PRO:CD	2.14	0.77
7:BD:243:ALA:HB2	7:BD:466:HIS:CE1	2.20	0.77
8:CD:308:ASP:OD2	8:CD:327:TYR:CZ	2.37	0.77

Continued on next page...

Continued from previous page...

Atom-1	Atom-2	Interatomic distance (Å)	Clash overlap (Å)
7:BE:235:GLU:OE2	7:BE:472:ARG:NH1	2.16	0.77
9:DE:102:THR:CG2	40:DE:413:LMT:H6E	2.12	0.77
28:EF:131:ARG:HD3	4:YF:61:LEU:O	1.82	0.77
1:BH:230:ARG:HD3	1:BH:233:ASN:CG	2.08	0.77
4:YK:84:ASP:OD2	33:YK:201:CYC:NA	2.18	0.77
3:AL:25:ARG:NH1	3:IL:25:ARG:CG	2.45	0.77
3:IL:29:PHE:C	3:IL:31:THR:N	2.40	0.77
7:B1:243:ALA:HB2	7:B1:466:HIS:CE1	2.20	0.77
8:C1:122:ARG:NE	27:Z1:33:TRP:CZ3	2.29	0.77
24:V1:151:ARG:HH11	24:V1:154:GLN:CG	1.96	0.77
33:g2:202:CYC:O2A	1:B2:58:HIS:CB	2.32	0.77
32:k2:126:SER:OG	33:k2:201:CYC:HMC2	1.83	0.77
32:m2:151:GLY:CA	33:m2:201:CYC:HMD2	2.14	0.77
31:f3:44:LEU:HD12	31:f3:99:LEU:CD1	2.13	0.77
33:g3:201:CYC:HMA2	33:g3:201:CYC:CGA	2.13	0.77
33:m3:201:CYC:CGA	33:m3:201:CYC:HMA2	2.13	0.77
2:B4:466:GLU:OE2	2:B4:678:THR:OG1	2.02	0.77
32:e5:59:LEU:HD11	32:e5:130:GLY:CA	2.13	0.77
31:h5:73:ASN:HD22	31:h5:123:GLU:HB2	1.45	0.77
31:l5:91:TYR:HE2	31:l5:129:TYR:CE1	2.03	0.77
31:b6:72:PRO:HD2	31:b6:73:ASN:N	1.97	0.77
32:i7:12:ALA:HB2	32:i7:19:LEU:CD2	2.14	0.77
33:i8:201:CYC:HHA	33:i8:201:CYC:CBD	2.12	0.77
33:c9:202:CYC:HMA2	33:c9:202:CYC:CGA	2.13	0.77
33:g9:202:CYC:CGD	1:B9:183:ARG:NH2	2.46	0.77
31:l9:118:ILE:O	31:l9:122:PHE:HD2	1.66	0.77
32:m9:159:GLU:O	32:m9:163:TYR:HD2	1.66	0.77
32:iC:59:LEU:HD11	32:iC:130:GLY:CA	2.13	0.77
32:cH:159:GLU:O	32:cH:163:TYR:HD2	1.66	0.77
33:gH:201:CYC:HHA	33:gH:201:CYC:CBD	2.12	0.77
33:gH:201:CYC:CMB	31:jH:148:VAL:HG11	2.12	0.77
32:iH:59:LEU:HD11	32:iH:130:GLY:CA	2.13	0.77
33:jH:202:CYC:HMA2	33:jH:202:CYC:CGA	2.13	0.77
32:mH:59:LEU:HD11	32:mH:130:GLY:CA	2.13	0.77
32:mI:151:GLY:CA	33:mI:201:CYC:HMD2	2.14	0.77
33:iJ:201:CYC:HMA2	33:iJ:201:CYC:CGA	2.13	0.77
1:BA:104:TYR:OH	32:cA:116:THR:CG2	2.32	0.77
2:BB:255:GLN:CA	2:BB:396:GLU:OE2	2.32	0.77
2:CB:73:ASN:HB3	27:zD:30:PRO:O	1.84	0.77
24:VD:151:ARG:HH11	24:VD:154:GLN:CG	1.96	0.77
24:VD:159:LYS:HD2	24:VD:159:LYS:N	1.99	0.77

Continued on next page...

Continued from previous page...

Atom-1	Atom-2	Interatomic distance (Å)	Clash overlap (Å)
7:BE:243:ALA:HB2	7:BE:466:HIS:CE1	2.20	0.77
8:CE:308:ASP:OD2	8:CE:327:TYR:CZ	2.37	0.77
1:BI:183:ARG:NH2	33:gI:301:CYC:CGD	2.46	0.77
17:M1:32:ARG:CZ	17:m1:36:GLU:HG2	2.08	0.77
18:O1:55:ARG:HD2	18:O1:167:SER:OG	1.84	0.77
31:b2:118:ILE:O	31:b2:122:PHE:HD2	1.66	0.77
32:e2:116:THR:CG2	1:B2:13:SER:OG	2.32	0.77
32:e3:59:LEU:HD21	32:e3:130:GLY:HA2	1.67	0.77
32:e3:151:GLY:HA3	33:e3:202:CYC:HMD1	1.66	0.77
33:e3:202:CYC:HMA2	33:e3:202:CYC:CGA	2.13	0.77
32:m3:151:GLY:CA	33:m3:201:CYC:HMD2	2.14	0.77
32:c6:38:LEU:HD23	32:c6:41:VAL:HG21	1.64	0.77
32:m6:59:LEU:HD11	32:m6:130:GLY:CA	2.13	0.77
31:b8:64:PRO:HD2	31:b8:65:TYR:H	1.46	0.77
33:g8:201:CYC:HHA	33:g8:201:CYC:CBD	2.12	0.77
32:m8:151:GLY:CA	33:m8:201:CYC:HMD2	2.14	0.77
31:b9:72:PRO:HD2	31:b9:73:ASN:N	1.97	0.77
8:cD:192:ASN:OD1	8:cD:192:ASN:N	2.08	0.77
33:mI:201:CYC:CGA	33:mI:201:CYC:HMA2	2.13	0.77
32:gJ:34:SER:O	32:gJ:38:LEU:HG	1.83	0.77
2:BB:377:ALA:O	2:BB:381:LYS:HG2	1.84	0.77
2:CB:377:ALA:O	2:CB:381:LYS:HG2	1.85	0.77
27:ZD:37:LYS:HD3	27:ZD:37:LYS:O	1.84	0.77
28:BG:116:THR:HG22	4:MG:144:ASP:CB	2.13	0.77
3:IG:89:LEU:HD21	3:IG:133:MET:HE2	1.65	0.77
29:QG:153:LEU:HD13	29:QG:153:LEU:C	2.09	0.77
1:BH:13:SER:OG	32:eH:116:THR:CG2	2.32	0.77
1:BJ:13:SER:OG	32:eJ:116:THR:CG2	2.32	0.77
28:BL:125:LYS:C	4:JL:135:GLU:OE2	2.27	0.77
8:C1:311:LEU:HB3	23:U1:126:LEU:HD12	1.65	0.77
10:E1:15:THR:HG23	14:J1:6:LYS:CB	2.12	0.77
32:c2:10:SER:CB	1:B3:230:ARG:NH1	2.46	0.77
32:e2:126:SER:OG	33:e2:201:CYC:HMC2	1.83	0.77
33:e2:202:CYC:HMA2	33:e2:202:CYC:CGA	2.13	0.77
1:B2:206:PHE:CE1	3:o4:76:GLU:CA	2.67	0.77
31:d3:72:PRO:HD2	31:d3:73:ASN:N	1.98	0.77
31:d5:72:PRO:HD2	31:d5:73:ASN:N	1.98	0.77
32:m5:12:ALA:HB2	32:m5:19:LEU:CD2	2.15	0.77
33:e6:202:CYC:HMA2	33:e6:202:CYC:CGA	2.13	0.77
32:k6:126:SER:OG	33:k6:201:CYC:HMC2	1.83	0.77
32:i8:12:ALA:HB2	32:i8:19:LEU:CD2	2.15	0.77

Continued on next page...

Continued from previous page...

Atom-1	Atom-2	Interatomic distance (Å)	Clash overlap (Å)
33:m9:201:CYC:HMA2	33:m9:201:CYC:CGA	2.13	0.77
31:lA:72:PRO:HD2	31:lA:73:ASN:N	1.98	0.77
32:mA:151:GLY:HA3	33:mA:201:CYC:HMD2	1.64	0.77
32:mA:151:GLY:CA	33:mA:201:CYC:HMD2	2.14	0.77
31:bC:44:LEU:HD12	31:bC:99:LEU:CD1	2.13	0.77
31:lC:118:ILE:O	31:lC:122:PHE:HD2	1.66	0.77
15:kE:17:PHE:O	15:kE:19:PRO:N	2.17	0.77
4:hF:81:CYS:CA	33:hF:201:CYC:CHD	2.63	0.77
31:bH:64:PRO:HD2	31:bH:65:TYR:H	1.46	0.77
1:BA:220:ASN:OD1	3:uB:56:ASN:CA	2.32	0.77
2:BB:84:PHE:CZ	2:BB:160:MET:HB3	2.20	0.77
1:BC:212:GLN:HB3	1:BC:213:PRO:CD	2.02	0.77
8:CD:59:VAL:HG13	15:KD:10:LEU:CG	2.14	0.77
4:YF:84:ASP:OD2	33:YF:201:CYC:NA	2.18	0.77
28:BG:119:THR:HG22	4:MG:151:ILE:HD12	1.42	0.77
29:QG:153:LEU:O	29:QG:153:LEU:HD22	1.85	0.77
28:EK:137:MET:HE1	3:ZK:83:ARG:HB3	1.65	0.77
4:IK:56:VAL:O	4:IK:61:LEU:CD2	2.33	0.77
3:JK:79:ALA:CB	1:B8:235:VAL:HG12	2.13	0.77
4:YK:74:THR:OG1	4:YK:77:ARG:NE	2.18	0.77
8:C1:59:VAL:HG13	15:K1:10:LEU:CG	2.14	0.77
8:C1:308:ASP:OD2	8:C1:327:TYR:CZ	2.37	0.77
15:K1:10:LEU:CD1	15:K1:11:PRO:HD3	2.15	0.77
32:e2:151:GLY:HA3	33:e2:202:CYC:HMD1	1.66	0.77
2:C4:472:ILE:HD13	4:cF:115:THR:HB	1.67	0.77
32:g5:34:SER:O	32:g5:38:LEU:HG	1.83	0.77
33:g5:201:CYC:HMA2	33:g5:201:CYC:CGA	2.13	0.77
32:i5:59:LEU:HD21	32:i5:130:GLY:HA2	1.67	0.77
33:j5:202:CYC:CMD	32:k5:151:GLY:CA	2.62	0.77
32:m8:59:LEU:HD11	32:m8:130:GLY:CA	2.13	0.77
31:j9:72:PRO:HD2	31:j9:73:ASN:N	1.98	0.77
33:j9:202:CYC:HAD1	32:k9:149:THR:OG1	1.83	0.77
32:m9:151:GLY:CA	33:m9:201:CYC:HMD2	2.14	0.77
32:gA:126:SER:OG	33:gA:301:CYC:HMC2	1.83	0.77
32:iA:12:ALA:HB2	32:iA:19:LEU:CD2	2.15	0.77
33:gC:302:CYC:HMA2	33:gC:302:CYC:CGA	2.13	0.77
32:gH:159:GLU:O	32:gH:163:TYR:HD2	1.66	0.77
32:mH:151:GLY:HA3	33:mH:201:CYC:HMD2	1.64	0.77
33:jI:202:CYC:CMD	32:kI:151:GLY:CA	2.62	0.77
32:kI:126:SER:OG	33:kI:201:CYC:HMC2	1.83	0.77
32:eJ:126:SER:OG	33:eJ:201:CYC:HMC2	1.83	0.77

Continued on next page...

Continued from previous page...

Atom-1	Atom-2	Interatomic distance (Å)	Clash overlap (Å)
32:kJ:59:LEU:HD21	32:kJ:130:GLY:HA2	1.67	0.77
31:lJ:73:ASN:HD22	31:lJ:123:GLU:HB2	1.46	0.77
32:mJ:151:GLY:CA	33:mJ:201:CYC:HMD2	2.14	0.77
4:hK:84:ASP:CG	33:hK:201:CYC:CHB	2.57	0.77
4:hK:84:ASP:OD2	33:hK:201:CYC:NA	2.17	0.77
2:BB:583:ILE:CD1	4:1L:83:ARG:CZ	2.62	0.77
10:ED:15:THR:HG22	14:JD:6:LYS:HB3	1.62	0.77
8:CE:59:VAL:HG13	15:KE:10:LEU:CG	2.14	0.77
24:VE:151:ARG:HH11	24:VE:154:GLN:CG	1.97	0.77
28:EF:137:MET:HE1	3:ZF:83:ARG:HB3	1.65	0.77
28:BG:136:ASN:HA	29:QG:64:PRO:HD2	1.64	0.77
4:HG:115:THR:CB	2:B4:472:ILE:HD13	2.14	0.77
3:IG:39:ILE:HD11	3:IG:145:ASP:OD2	1.84	0.77
1:BI:203:VAL:HG12	1:BI:204:ARG:N	1.96	0.77
28:BL:119:THR:CG2	4:ML:151:ILE:CG1	2.39	0.77
4:HL:73:TYR:HH	3:IL:87:TYR:HD1	1.33	0.77
30:VL:109:LEU:HD11	30:VL:159:ALA:HB1	1.65	0.77
30:VL:109:LEU:CD2	30:VL:155:PHE:HE2	1.97	0.77
8:c1:13:ARG:HG2	8:c1:13:ARG:HH11	1.48	0.77
32:c2:38:LEU:HD23	32:c2:41:VAL:HG21	1.64	0.77
32:e2:37:ARG:O	32:e2:41:VAL:HG23	1.84	0.77
33:m2:201:CYC:CGA	33:m2:201:CYC:HMA2	2.13	0.77
32:i3:12:ALA:HB2	32:i3:19:LEU:CD2	2.15	0.77
31:j3:106:PRO:O	31:j3:110:TYR:HD2	1.65	0.77
32:m3:12:ALA:HB2	32:m3:19:LEU:CD2	2.15	0.77
4:v4:91:TYR:HB3	4:v4:104:LEU:HD21	1.66	0.77
2:B4:70:ARG:HA	2:B4:126:ASP:CB	2.14	0.77
2:C4:435:PHE:HZ	33:hF:201:CYC:CAA	1.97	0.77
32:e5:37:ARG:O	32:e5:41:VAL:HG23	1.84	0.77
32:i5:126:SER:OG	33:i5:202:CYC:HMC2	1.83	0.77
32:i6:12:ALA:HB2	32:i6:19:LEU:CD2	2.14	0.77
32:c7:38:LEU:HD23	32:c7:41:VAL:HG21	1.64	0.77
33:g7:201:CYC:HMB2	31:j7:148:VAL:CG1	2.15	0.77
31:l7:126:PRO:HD2	31:l7:127:SER:N	2.00	0.77
32:g8:144:ASP:OD1	31:f9:61:ASN:O	2.02	0.77
33:j8:202:CYC:CMD	32:k8:151:GLY:CA	2.62	0.77
32:e9:151:GLY:HA3	33:e9:202:CYC:HMD1	1.66	0.77
32:i9:12:ALA:HB2	32:i9:19:LEU:CD2	2.15	0.77
32:cA:159:GLU:O	32:cA:163:TYR:HD2	1.66	0.77
32:iA:12:ALA:CB	32:iA:19:LEU:HD23	2.15	0.77
32:mA:12:ALA:HB2	32:mA:19:LEU:CD2	2.15	0.77

Continued on next page...

Continued from previous page...

Atom-1	Atom-2	Interatomic distance (Å)	Clash overlap (Å)
32:cC:159:GLU:O	32:cC:163:TYR:HD2	1.66	0.77
33:eH:202:CYC:HMA2	33:eH:202:CYC:CGA	2.13	0.77
31:fH:106:PRO:HD2	31:fH:107:MET:N	1.96	0.77
33:jH:202:CYC:CMD	32:kH:151:GLY:CA	2.62	0.77
31:hI:118:ILE:O	31:hI:122:PHE:HD2	1.66	0.77
32:iI:59:LEU:HD21	32:iI:130:GLY:HA2	1.67	0.77
32:kI:59:LEU:HD21	32:kI:130:GLY:HA2	1.67	0.77
33:gJ:201:CYC:HMB2	31:jJ:148:VAL:CG1	2.15	0.77
2:BB:123:GLY:N	12:HD:21:VAL:CG1	2.01	0.77
15:KD:10:LEU:CD1	15:KD:11:PRO:HD3	2.15	0.77
7:BE:75:TRP:CZ3	7:BE:94:GLU:O	2.37	0.77
28:BG:119:THR:HG21	4:MG:151:ILE:HD11	1.65	0.77
3:IG:90:ARG:HG3	4:JG:18:TYR:CZ	2.18	0.77
1:BI:58:HIS:CB	33:gI:301:CYC:O2A	2.32	0.77
28:BL:116:THR:OG1	4:ML:36:LEU:HD13	1.85	0.77
32:g2:159:GLU:O	32:g2:163:TYR:HD2	1.66	0.77
32:e3:37:ARG:O	32:e3:41:VAL:HG23	1.84	0.77
32:m3:59:LEU:HD21	32:m3:130:GLY:HA2	1.67	0.77
1:B5:13:SER:OG	32:e5:116:THR:CG2	2.32	0.77
31:l6:118:ILE:O	31:l6:122:PHE:HD2	1.66	0.77
32:m6:12:ALA:HB2	32:m6:19:LEU:CD2	2.15	0.77
31:l7:118:ILE:O	31:l7:122:PHE:HD2	1.66	0.77
32:c8:159:GLU:O	32:c8:163:TYR:HD2	1.66	0.77
31:f9:106:PRO:HD2	31:f9:107:MET:N	1.96	0.77
31:h9:118:ILE:O	31:h9:122:PHE:HD2	1.66	0.77
32:i9:59:LEU:HD21	32:i9:130:GLY:HA2	1.67	0.77
32:iA:59:LEU:HD21	32:iA:130:GLY:HA2	1.67	0.77
32:eC:151:GLY:HA3	33:eC:202:CYC:HMD1	1.66	0.77
31:bH:72:PRO:HD2	31:bH:73:ASN:N	1.98	0.77
32:kH:59:LEU:HD21	32:kH:130:GLY:HA2	1.67	0.77
32:mI:12:ALA:HB2	32:mI:19:LEU:CD2	2.15	0.77
32:gJ:159:GLU:O	32:gJ:163:TYR:HD2	1.66	0.77
33:jJ:202:CYC:CMD	32:kJ:151:GLY:CA	2.62	0.77
2:BB:9:SER:OG	4:JL:117:ASN:OD1	2.01	0.77
17:ME:32:ARG:HH22	17:mE:36:GLU:HG2	1.48	0.77
28:BG:116:THR:OG1	4:MG:36:LEU:HD13	1.85	0.77
28:BG:131:ARG:HB3	4:JG:62:TYR:HD2	1.46	0.77
1:BI:203:VAL:CG1	1:BI:204:ARG:H	1.94	0.77
31:h2:118:ILE:O	31:h2:122:PHE:HD2	1.66	0.77
31:b3:126:PRO:HD2	31:b3:127:SER:N	2.00	0.77
31:l3:126:PRO:HD2	31:l3:127:SER:N	2.00	0.77

Continued on next page...

Continued from previous page...

Atom-1	Atom-2	Interatomic distance (Å)	Clash overlap (Å)
33:j6:202:CYC:CMD	32:k6:151:GLY:CA	2.62	0.77
31:l6:91:TYR:HE2	31:l6:129:TYR:HE1	1.31	0.77
1:B6:209:GLN:NE2	4:zB:58:LYS:NZ	2.33	0.77
32:e7:59:LEU:HD21	32:e7:130:GLY:HA2	1.67	0.77
1:B8:58:HIS:CB	33:g8:202:CYC:O2A	2.32	0.77
31:b9:106:PRO:HD2	31:b9:107:MET:N	1.96	0.77
32:e9:37:ARG:O	32:e9:41:VAL:HG23	1.84	0.77
32:e9:59:LEU:HD21	32:e9:130:GLY:HA2	1.67	0.77
33:e9:202:CYC:HMA2	33:e9:202:CYC:CGA	2.13	0.77
31:lA:126:PRO:HD2	31:lA:127:SER:N	2.00	0.77
32:mA:12:ALA:CB	32:mA:19:LEU:HD23	2.15	0.77
4:tB:63:SER:O	4:tB:67:ARG:HG2	1.85	0.77
31:lC:4:PRO:HD2	31:lC:5:LEU:N	1.94	0.77
8:cD:134:PHE:CD2	36:cD:513:CLA:CMC	2.68	0.77
15:kD:17:PHE:O	15:kD:19:PRO:N	2.17	0.77
30:mF:109:LEU:HD11	30:mF:159:ALA:HB1	1.66	0.77
32:cI:159:GLU:O	32:cI:163:TYR:HD2	1.66	0.77
4:hK:81:CYS:CA	33:hK:201:CYC:CHD	2.63	0.77
2:CB:74:ARG:C	27:zD:30:PRO:CG	2.57	0.77
7:BD:75:TRP:CZ3	7:BD:94:GLU:O	2.37	0.77
8:CE:134:PHE:HE2	36:CE:515:CLA:H3A	1.49	0.77
14:JE:10:TRP:CH2	14:JE:11:LEU:HD13	2.20	0.77
17:ME:32:ARG:NH1	17:mE:36:GLU:HG3	1.98	0.77
28:BG:124:PRO:CA	4:JG:135:GLU:OE1	2.32	0.77
3:IG:92:ILE:HD13	3:IG:153:PHE:HE1	1.43	0.77
30:VG:109:LEU:CD2	30:VG:155:PHE:HE2	1.98	0.77
1:BH:58:HIS:CB	33:gH:202:CYC:O2A	2.32	0.77
3:JK:83:ARG:NH1	1:B8:236:THR:OG1	2.17	0.77
3:IL:134:LYS:HG2	3:IL:153:PHE:CD1	2.20	0.77
14:J1:10:TRP:CH2	14:J1:11:LEU:HD13	2.20	0.77
9:d1:89:LEU:O	9:d1:91:PHE:CE1	2.38	0.77
9:d1:225:ASP:N	9:d1:225:ASP:OD1	2.18	0.77
10:e1:38:VAL:CG2	11:f1:38:ALA:HB3	2.15	0.77
31:b2:72:PRO:HD2	31:b2:73:ASN:N	1.98	0.77
32:m2:59:LEU:HD21	32:m2:130:GLY:HA2	1.67	0.77
31:d3:126:PRO:HD2	31:d3:127:SER:N	2.00	0.77
1:B3:215:ALA:HB1	3:o4:79:ALA:HB1	0.77	0.77
32:e6:37:ARG:O	32:e6:41:VAL:HG23	1.84	0.77
32:e6:59:LEU:HD21	32:e6:130:GLY:HA2	1.67	0.77
31:h6:72:PRO:HD2	31:h6:73:ASN:N	1.98	0.77
32:m6:59:LEU:HD21	32:m6:130:GLY:HA2	1.67	0.77

Continued on next page...

Continued from previous page...

Atom-1	Atom-2	Interatomic distance (Å)	Clash overlap (Å)
32:m7:12:ALA:HB2	32:m7:19:LEU:CD2	2.15	0.77
33:j9:202:CYC:CMD	32:k9:151:GLY:CA	2.62	0.77
32:iC:159:GLU:O	32:iC:163:TYR:HD2	1.66	0.77
7:bD:185:TRP:HE1	8:cE:191:LEU:HD11	1.47	0.77
9:dD:89:LEU:O	9:dD:91:PHE:CE1	2.38	0.77
6:aE:39:PRO:CB	13:iE:15:PHE:HE2	1.96	0.77
31:bH:126:PRO:HD2	31:bH:127:SER:N	2.00	0.77
32:gH:126:SER:OG	33:gH:202:CYC:HMC2	1.83	0.77
32:gI:59:LEU:HD21	32:gI:130:GLY:HA2	1.67	0.77
33:gI:302:CYC:HMB2	31:jI:148:VAL:CG1	2.15	0.77
31:hI:126:PRO:HD2	31:hI:127:SER:N	2.00	0.77
32:iI:12:ALA:CB	32:iI:19:LEU:HD23	2.15	0.77
32:iJ:12:ALA:CB	32:iJ:19:LEU:HD23	2.15	0.77
2:BB:466:GLU:OE1	2:BB:677:LEU:HD22	1.85	0.77
2:CB:48:SER:HB3	28:EK:110:LYS:CG	2.15	0.77
2:CB:255:GLN:NE2	2:CB:395:THR:HG21	1.99	0.77
14:JD:10:TRP:CH2	14:JD:11:LEU:HD13	2.20	0.77
15:KE:10:LEU:CD1	15:KE:11:PRO:HD3	2.15	0.77
27:ZE:37:LYS:HD3	27:ZE:37:LYS:O	1.84	0.77
29:QL:153:LEU:O	29:QL:153:LEU:HD22	1.85	0.77
7:B1:495:PHE:CD2	7:B1:503:THR:CG2	2.66	0.77
33:j2:202:CYC:CMD	32:k2:151:GLY:CA	2.62	0.77
31:l2:73:ASN:HD22	31:l2:123:GLU:HB2	1.45	0.77
32:m2:12:ALA:CB	32:m2:19:LEU:HD23	2.15	0.77
1:B2:211:LYS:O	1:B2:212:GLN:HB3	1.83	0.77
31:h3:84:CYS:HG	33:h3:201:CYC:HAC2	0.72	0.77
31:l3:106:PRO:HD2	31:l3:107:MET:N	1.96	0.77
2:C4:74:ARG:CA	27:zE:30:PRO:HG2	2.14	0.77
1:B5:58:HIS:CB	33:g5:202:CYC:O2A	2.32	0.77
1:B5:230:ARG:NE	1:B5:233:ASN:HB3	1.98	0.77
32:i5:12:ALA:HB2	32:i5:19:LEU:CD2	2.15	0.77
32:c6:159:GLU:O	32:c6:163:TYR:HD2	1.66	0.77
32:i6:126:SER:OG	33:i6:202:CYC:HMC2	1.83	0.77
31:l6:4:PRO:HD2	31:l6:5:LEU:N	1.94	0.77
32:m6:12:ALA:CB	32:m6:19:LEU:HD23	2.15	0.77
1:B6:209:GLN:HG3	4:zB:58:LYS:HZ1	0.94	0.77
32:i7:159:GLU:O	32:i7:163:TYR:HD2	1.66	0.77
1:B8:13:SER:OG	32:e8:116:THR:CG2	2.32	0.77
33:j8:202:CYC:HAD1	32:k8:149:THR:OG1	1.83	0.77
31:l8:126:PRO:HD2	31:l8:127:SER:N	2.00	0.77
31:d9:4:PRO:HD2	31:d9:5:LEU:N	1.94	0.77

Continued on next page...

Continued from previous page...

Atom-1	Atom-2	Interatomic distance (Å)	Clash overlap (Å)
32:eA:59:LEU:HD21	32:eA:130:GLY:HA2	1.67	0.77
32:iC:12:ALA:HB2	32:iC:19:LEU:CD2	2.15	0.77
8:cD:13:ARG:HG2	8:cD:13:ARG:HH11	1.49	0.77
10:eD:38:VAL:CG2	11:fD:38:ALA:HB3	2.15	0.77
32:iH:59:LEU:HD21	32:iH:130:GLY:HA2	1.67	0.77
32:eJ:59:LEU:HD21	32:eJ:130:GLY:HA2	1.67	0.77
32:eJ:59:LEU:HD11	32:eJ:130:GLY:CA	2.14	0.77
32:iJ:12:ALA:HB2	32:iJ:19:LEU:CD2	2.14	0.77
32:mJ:12:ALA:HB2	32:mJ:19:LEU:CD2	2.15	0.77
3:AG:25:ARG:HH11	3:IG:25:ARG:HG2	1.48	0.76
1:BI:186:GLU:CG	1:BI:190:THR:HG23	1.94	0.76
1:BI:205:ARG:HB3	3:u4:76:GLU:HB2	1.66	0.76
3:NL:68:PRO:HD2	1:B5:194:PHE:HZ	0.61	0.76
2:B4:466:GLU:OE1	2:B4:677:LEU:HD22	1.85	0.76
31:h5:118:ILE:O	31:h5:122:PHE:HD2	1.66	0.76
31:l5:91:TYR:HE2	31:l5:129:TYR:HE1	1.31	0.76
32:i6:59:LEU:HD21	32:i6:130:GLY:HA2	1.67	0.76
1:B6:192:LEU:HB3	1:B6:194:PHE:CE1	2.19	0.76
31:l8:106:PRO:HD2	31:l8:107:MET:N	1.96	0.76
32:g9:34:SER:O	32:g9:38:LEU:HG	1.83	0.76
1:B9:214:LYS:HD3	1:B9:214:LYS:C	2.10	0.76
32:kC:59:LEU:HD21	32:kC:130:GLY:HA2	1.67	0.76
9:dE:89:LEU:O	9:dE:91:PHE:CE1	2.38	0.76
11:fE:36:ILE:HG22	14:jE:27:PHE:HE1	1.46	0.76
32:gH:59:LEU:HD21	32:gH:130:GLY:HA2	1.67	0.76
4:hK:108:VAL:HG23	33:hK:201:CYC:HAB1	1.66	0.76
2:BB:548:SER:OG	4:5L:10:ASN:OD1	2.03	0.76
2:CB:148:ARG:HH12	8:cD:13:ARG:HG2	1.47	0.76
18:OD:168:THR:CG2	18:oE:166:THR:O	2.33	0.76
7:BE:243:ALA:HB2	7:BE:466:HIS:CD2	2.19	0.76
3:IG:134:LYS:HG2	3:IG:153:PHE:CD1	2.20	0.76
1:BH:230:ARG:HE	1:BH:233:ASN:CB	1.97	0.76
28:BL:131:ARG:HD3	4:JL:62:TYR:HB2	1.67	0.76
3:IL:39:ILE:HD11	3:IL:145:ASP:OD2	1.84	0.76
29:QL:153:LEU:HD13	29:QL:153:LEU:C	2.09	0.76
27:Z1:37:LYS:HD3	27:Z1:37:LYS:O	1.84	0.76
31:f2:126:PRO:HD2	31:f2:127:SER:N	2.00	0.76
31:b3:106:PRO:HD2	31:b3:107:MET:N	1.96	0.76
33:g5:201:CYC:HMB2	31:j5:148:VAL:CG1	2.15	0.76
32:e7:151:GLY:HA3	33:e7:202:CYC:HMD1	1.66	0.76
31:l7:91:TYR:HE2	31:l7:129:TYR:HE1	1.31	0.76

Continued on next page...

Continued from previous page...

Atom-1	Atom-2	Interatomic distance (Å)	Clash overlap (Å)
1:B8:230:ARG:HE	1:B8:233:ASN:CB	1.97	0.76
32:k9:59:LEU:HD11	32:k9:130:GLY:CA	2.14	0.76
31:l9:4:PRO:HD2	31:l9:5:LEU:N	1.94	0.76
32:mA:59:LEU:HD21	32:mA:130:GLY:HA2	1.67	0.76
8:cE:134:PHE:CD2	36:cE:513:CLA:CMC	2.68	0.76
8:cE:266:LEU:HD12	8:cE:266:LEU:N	2.00	0.76
4:hF:84:ASP:CG	33:hF:201:CYC:CHB	2.57	0.76
31:lH:106:PRO:HD2	31:lH:107:MET:N	1.96	0.76
31:dJ:4:PRO:HD2	31:dJ:5:LEU:N	1.94	0.76
32:gJ:59:LEU:HD21	32:gJ:130:GLY:HA2	1.67	0.76
2:CB:73:ASN:O	27:zD:30:PRO:HB2	1.77	0.76
4:YF:77:ARG:HB3	33:YF:201:CYC:HAD1	1.66	0.76
28:BG:125:LYS:C	4:JG:135:GLU:OE2	2.27	0.76
3:IG:4:VAL:HG13	3:IG:8:ILE:HD11	1.65	0.76
3:ZK:126:VAL:CG2	33:ZK:201:CYC:C2C	2.60	0.76
28:BL:125:LYS:HB3	28:BL:125:LYS:HZ3	1.49	0.76
3:IL:50:ILE:HG22	3:IL:133:MET:CE	2.14	0.76
3:IL:112:VAL:O	3:IL:116:TYR:HD2	1.68	0.76
33:g3:201:CYC:HMB2	31:j3:148:VAL:CG1	2.15	0.76
32:i3:59:LEU:HD21	32:i3:130:GLY:HA2	1.67	0.76
32:m3:151:GLY:HA3	33:m3:201:CYC:HMD2	1.64	0.76
1:B3:211:LYS:HA	1:B3:211:LYS:HZ2	1.50	0.76
1:B3:240:LEU:O	4:W4:67:ARG:CZ	2.33	0.76
31:f7:126:PRO:HD2	31:f7:127:SER:N	2.00	0.76
31:d8:72:PRO:HD2	31:d8:73:ASN:N	1.98	0.76
31:hA:126:PRO:HD2	31:hA:127:SER:N	2.00	0.76
32:gC:59:LEU:HD21	32:gC:130:GLY:HA2	1.67	0.76
42:aD:411:LHG:O4	9:dD:231:THR:CG2	2.23	0.76
9:dD:225:ASP:N	9:dD:225:ASP:OD1	2.18	0.76
32:iH:12:ALA:HB2	32:iH:19:LEU:CD2	2.15	0.76
32:eI:151:GLY:HA3	33:eI:202:CYC:HMD1	1.66	0.76
32:mI:159:GLU:O	32:mI:163:TYR:HD2	1.66	0.76
30:mK:109:LEU:HD11	30:mK:159:ALA:HB1	1.66	0.76
4:YK:77:ARG:HB3	33:YK:201:CYC:HAD1	1.66	0.76
28:BL:124:PRO:CB	4:JL:135:GLU:OE1	2.33	0.76
32:e2:59:LEU:HD11	32:e2:130:GLY:CA	2.14	0.76
32:k3:59:LEU:HD21	32:k3:130:GLY:HA2	1.67	0.76
2:C4:435:PHE:HZ	33:hF:201:CYC:HAA2	1.50	0.76
31:f6:44:LEU:HD12	31:f6:99:LEU:CD1	2.13	0.76
1:B6:214:LYS:HD3	1:B6:214:LYS:C	2.10	0.76
31:l9:91:TYR:HE2	31:l9:129:TYR:HE1	1.32	0.76

Continued on next page...

Continued from previous page...

Atom-1	Atom-2	Interatomic distance (Å)	Clash overlap (Å)
32:m9:12:ALA:HB2	32:m9:19:LEU:CD2	2.15	0.76
6:aE:283:ILE:HG21	45:dE:402:PHO:HBC3	1.67	0.76
9:dE:117:HIS:CE1	36:xE:101:CLA:NA	2.54	0.76
30:mF:109:LEU:CD2	30:mF:155:PHE:HE2	1.97	0.76
32:iI:82:CYS:HG	33:iI:202:CYC:HAC2	1.49	0.76
31:lI:91:TYR:HE2	31:lI:129:TYR:HE1	1.32	0.76
30:mK:109:LEU:CD2	30:mK:155:PHE:HE2	1.98	0.76
1:BC:230:ARG:NH1	32:cI:10:SER:OG	2.19	0.76
28:BG:143:MET:HE1	3:KG:52:LYS:HB2	1.66	0.76
28:BL:113:GLU:OE1	4:ML:32:ALA:O	2.04	0.76
3:NL:65:VAL:HG12	3:NL:72:ALA:HB3	1.67	0.76
33:g2:201:CYC:HMB2	31:j2:148:VAL:CG1	2.15	0.76
1:B3:210:GLU:HA	1:B3:210:GLU:OE2	1.86	0.76
2:C4:255:GLN:NE2	2:C4:395:THR:HG21	1.99	0.76
32:e8:151:GLY:HA3	33:e8:202:CYC:HMD1	1.66	0.76
31:b9:118:ILE:O	31:b9:122:PHE:HD2	1.66	0.76
31:d9:126:PRO:HD2	31:d9:127:SER:N	2.00	0.76
32:m9:59:LEU:HD21	32:m9:130:GLY:HA2	1.67	0.76
4:vB:91:TYR:HB3	4:vB:104:LEU:HD21	1.66	0.76
9:dD:117:HIS:CE1	36:xD:101:CLA:NA	2.54	0.76
10:eE:38:VAL:CG2	11:fE:38:ALA:HB3	2.15	0.76
29:gF:137:LEU:C	29:gF:139:THR:N	2.43	0.76
31:lH:91:TYR:HE2	31:lH:129:TYR:HE1	1.31	0.76
31:bI:4:PRO:HD2	31:bI:5:LEU:N	1.94	0.76
31:lI:4:PRO:HD2	31:lI:5:LEU:N	1.94	0.76
2:BB:466:GLU:OE2	2:BB:678:THR:OG1	2.02	0.76
1:BC:230:ARG:HH11	32:cI:10:SER:CB	1.81	0.76
7:BD:243:ALA:HB2	7:BD:466:HIS:CD2	2.19	0.76
7:BE:73:GLN:HB3	7:BE:88:PRO:CG	2.16	0.76
28:BG:144:ALA:O	3:KG:75:GLU:OE1	2.04	0.76
1:BI:196:GLN:HG2	32:gI:121:GLY:CA	2.12	0.76
1:BI:240:LEU:HD12	1:BI:240:LEU:N	2.01	0.76
1:BJ:230:ARG:NE	1:BJ:233:ASN:HB3	1.98	0.76
31:f2:27:ALA:O	31:f2:31:PHE:CD2	2.39	0.76
32:g3:126:SER:OG	33:g3:202:CYC:HMC2	1.83	0.76
32:m3:12:ALA:CB	32:m3:19:LEU:HD23	2.15	0.76
1:B3:229:SER:HB2	3:X4:66:VAL:HG21	1.68	0.76
2:B4:255:GLN:CA	2:B4:396:GLU:OE2	2.32	0.76
32:e6:116:THR:CG2	1:B6:13:SER:OG	2.32	0.76
33:g6:202:CYC:O2A	1:B6:58:HIS:CB	2.32	0.76
32:c9:159:GLU:O	32:c9:163:TYR:HD2	1.66	0.76

Continued on next page...

Continued from previous page...

Atom-1	Atom-2	Interatomic distance (Å)	Clash overlap (Å)
32:iA:159:GLU:O	32:iA:163:TYR:HD2	1.66	0.76
9:dE:89:LEU:CB	9:dE:91:PHE:CZ	2.68	0.76
32:mH:12:ALA:HB2	32:mH:19:LEU:CD2	2.15	0.76
31:fI:106:PRO:HD2	31:fI:107:MET:N	1.96	0.76
32:iJ:59:LEU:HD21	32:iJ:130:GLY:HA2	1.67	0.76
18:OD:229:SER:CB	18:oE:55:ARG:HH12	1.99	0.76
28:EF:117:PHE:CZ	28:EF:121:TYR:CD2	2.73	0.76
28:EF:130:ARG:HG3	28:EF:130:ARG:NH2	2.00	0.76
28:BG:113:GLU:OE1	4:MG:32:ALA:O	2.04	0.76
9:d1:98:GLN:CG	10:e1:73:LYS:HZ1	1.95	0.76
9:d1:103:ARG:HD3	10:e1:76:ILE:HG21	0.77	0.76
32:c2:159:GLU:O	32:c2:163:TYR:HD2	1.66	0.76
32:g3:59:LEU:HD21	32:g3:130:GLY:HA2	1.67	0.76
32:m5:151:GLY:CA	33:m5:201:CYC:HMD2	2.14	0.76
31:f6:106:PRO:HD2	31:f6:107:MET:N	1.96	0.76
33:g6:201:CYC:HMB2	31:j6:148:VAL:CG1	2.15	0.76
32:m6:151:GLY:CA	33:m6:201:CYC:HMD2	2.14	0.76
32:c7:116:THR:CG2	1:B7:104:TYR:OH	2.32	0.76
32:m7:59:LEU:HD21	32:m7:130:GLY:HA2	1.67	0.76
31:l8:4:PRO:HD2	31:l8:5:LEU:N	1.94	0.76
31:l9:126:PRO:HD2	31:l9:127:SER:N	2.00	0.76
32:kA:59:LEU:HD21	32:kA:130:GLY:HA2	1.67	0.76
31:bC:126:PRO:HD2	31:bC:127:SER:N	2.01	0.76
8:cE:33:SER:OG	8:cE:135:GLY:HA2	1.84	0.76
8:cE:260:SER:OG	8:cE:431:HIS:C	2.29	0.76
32:eH:59:LEU:HD21	32:eH:130:GLY:HA2	1.67	0.76
31:fJ:126:PRO:HD2	31:fJ:127:SER:N	2.00	0.76
31:jJ:126:PRO:HD2	31:jJ:127:SER:N	2.00	0.76
2:CB:549:VAL:HG22	3:JK:107:ILE:HD11	1.63	0.76
7:BD:73:GLN:HB3	7:BD:88:PRO:CG	2.16	0.76
24:VE:159:LYS:HD2	24:VE:159:LYS:N	1.99	0.76
28:BG:134:GLY:HA2	28:BG:141:ARG:HH22	1.49	0.76
3:IG:50:ILE:HG22	3:IG:133:MET:CE	2.14	0.76
3:IG:68:PRO:C	3:IG:73:TYR:OH	2.23	0.76
1:BJ:230:ARG:HG2	1:BJ:233:ASN:HB3	1.68	0.76
28:BL:116:THR:HG22	4:ML:144:ASP:CB	2.13	0.76
32:e2:59:LEU:HD21	32:e2:130:GLY:HA2	1.67	0.76
32:i2:12:ALA:CB	32:i2:19:LEU:HD23	2.15	0.76
31:f5:72:PRO:HD2	31:f5:73:ASN:N	1.98	0.76
31:h6:126:PRO:HD2	31:h6:127:SER:N	2.00	0.76
32:m7:12:ALA:CB	32:m7:19:LEU:HD23	2.15	0.76

Continued on next page...

Continued from previous page...

Atom-1	Atom-2	Interatomic distance (Å)	Clash overlap (Å)
32:m7:159:GLU:O	32:m7:163:TYR:HD2	1.66	0.76
32:i8:12:ALA:CB	32:i8:19:LEU:HD23	2.15	0.76
32:m8:12:ALA:HB2	32:m8:19:LEU:CD2	2.15	0.76
33:gA:302:CYC:HMB2	31:jA:148:VAL:CG1	2.15	0.76
31:fC:27:ALA:O	31:fC:31:PHE:CD2	2.39	0.76
8:cD:248:ARG:CD	8:cD:253:TRP:CH2	2.69	0.76
9:dD:89:LEU:CB	9:dD:91:PHE:CZ	2.68	0.76
31:bH:4:PRO:HD2	31:bH:5:LEU:N	1.94	0.76
31:fI:27:ALA:O	31:fI:31:PHE:HD2	1.69	0.76
32:mJ:59:LEU:HD21	32:mJ:130:GLY:HA2	1.67	0.76
1:BC:199:TRP:HE1	3:V4:60:GLN:HE22	1.33	0.76
9:DE:110:LEU:HD13	9:DE:110:LEU:O	1.85	0.76
1:BH:187:TYR:CE1	32:cH:111:ASN:OD1	2.35	0.76
28:BL:119:THR:HG21	4:ML:151:ILE:HD11	1.65	0.76
28:BL:144:ALA:O	3:KL:75:GLU:OE1	2.04	0.76
3:IL:89:LEU:HD21	3:IL:133:MET:HE2	1.66	0.76
7:B1:243:ALA:HB2	7:B1:466:HIS:CD2	2.19	0.76
9:D1:110:LEU:O	9:D1:110:LEU:HD13	1.85	0.76
8:c1:266:LEU:HD11	36:c1:503:CLA:HBC1	1.66	0.76
13:i1:8:VAL:O	13:i1:11:VAL:CG1	2.34	0.76
31:l2:91:TYR:HE2	31:l2:129:TYR:CE1	2.03	0.76
32:i3:12:ALA:CB	32:i3:19:LEU:HD23	2.15	0.76
2:C4:377:ALA:O	2:C4:381:LYS:HG2	1.85	0.76
2:C4:466:GLU:OE1	2:C4:677:LEU:HD22	1.85	0.76
32:m5:12:ALA:CB	32:m5:19:LEU:HD23	2.15	0.76
32:c7:151:GLY:CA	33:c7:202:CYC:CMD	2.64	0.76
31:f8:72:PRO:HD2	31:f8:73:ASN:N	1.98	0.76
32:k9:59:LEU:HD21	32:k9:130:GLY:HA2	1.67	0.76
31:bA:106:PRO:HD2	31:bA:107:MET:N	1.96	0.76
32:iC:12:ALA:CB	32:iC:19:LEU:HD23	2.15	0.76
31:bI:126:PRO:HD2	31:bI:127:SER:N	2.00	0.76
29:gK:137:LEU:C	29:gK:139:THR:N	2.43	0.76
21:SD:28:UNK:CB	7:bD:477:ASP:CG	2.59	0.76
28:EF:119:THR:HB	4:hF:151:ILE:HD11	1.67	0.76
4:YF:74:THR:OG1	4:YF:77:ARG:NE	2.18	0.76
1:BI:209:GLN:NE2	4:z4:58:LYS:NZ	2.33	0.76
28:EK:137:MET:CE	3:ZK:83:ARG:HB2	2.15	0.76
3:XK:83:ARG:HH21	3:XK:83:ARG:HG2	1.50	0.76
3:ZK:126:VAL:CG1	33:ZK:201:CYC:HAC1	2.17	0.76
7:B1:73:GLN:HB3	7:B1:88:PRO:CG	2.16	0.76
31:f2:27:ALA:O	31:f2:31:PHE:HD2	1.69	0.76

Continued on next page...

Continued from previous page...

Atom-1	Atom-2	Interatomic distance (Å)	Clash overlap (Å)
32:i2:12:ALA:HB2	32:i2:19:LEU:CD2	2.15	0.76
32:m2:12:ALA:HB2	32:m2:19:LEU:CD2	2.15	0.76
1:B2:240:LEU:HD12	1:B2:240:LEU:N	2.01	0.76
31:f3:27:ALA:O	31:f3:31:PHE:CD2	2.39	0.76
32:e5:151:GLY:HA3	33:e5:202:CYC:HMD1	1.66	0.76
31:h6:84:CYS:SG	33:h6:201:CYC:HAC1	2.10	0.76
31:h6:106:PRO:HD2	31:h6:107:MET:N	1.96	0.76
33:g8:201:CYC:HMB2	31:j8:148:VAL:CG1	2.15	0.76
32:m8:12:ALA:CB	32:m8:19:LEU:HD23	2.15	0.76
9:dD:103:ARG:HD3	10:eD:76:ILE:HG21	0.76	0.76
27:zE:24:PRO:O	27:zE:28:ALA:CB	2.34	0.76
32:mH:59:LEU:HD21	32:mH:130:GLY:HA2	1.67	0.76
32:mI:12:ALA:CB	32:mI:19:LEU:HD23	2.15	0.76
32:mJ:12:ALA:CB	32:mJ:19:LEU:HD23	2.15	0.76
2:CB:466:GLU:OE1	2:CB:677:LEU:HD22	1.86	0.75
1:BC:210:GLU:OE2	1:BC:210:GLU:HA	1.86	0.75
21:SE:28:UNK:CB	7:bE:477:ASP:CG	2.59	0.75
1:BJ:71:SER:HB2	33:iJ:202:CYC:HMA2	1.68	0.75
1:BJ:236:THR:CB	3:4G:83:ARG:CD	2.63	0.75
28:BL:134:GLY:HA2	28:BL:141:ARG:HH22	1.49	0.75
14:J1:7:LEU:N	14:J1:7:LEU:HD23	2.01	0.75
9:d1:117:HIS:CE1	36:x1:101:CLA:NA	2.54	0.75
32:g2:59:LEU:HD21	32:g2:130:GLY:HA2	1.67	0.75
32:k2:59:LEU:HD21	32:k2:130:GLY:HA2	1.67	0.75
2:B4:583:ILE:CD1	4:1G:83:ARG:CZ	2.63	0.75
31:j5:138:ALA:O	31:l6:70:GLN:NE2	2.19	0.75
31:f6:126:PRO:HD2	31:f6:127:SER:N	2.00	0.75
31:l6:126:PRO:HD2	31:l6:127:SER:N	2.00	0.75
32:e8:59:LEU:HD21	32:e8:130:GLY:HA2	1.67	0.75
32:gA:59:LEU:HD21	32:gA:130:GLY:HA2	1.67	0.75
31:fC:27:ALA:O	31:fC:31:PHE:HD2	1.69	0.75
31:jC:126:PRO:HD2	31:jC:127:SER:N	2.00	0.75
32:mC:12:ALA:HB2	32:mC:19:LEU:CD2	2.15	0.75
31:lI:126:PRO:HD2	31:lI:127:SER:N	2.00	0.75
39:AD:408:LMG:O10	7:bD:90:ILE:CD1	2.34	0.75
8:CE:407:VAL:HG22	8:CE:412:TRP:HB2	1.69	0.75
1:BH:202:SER:O	1:BH:203:VAL:CG1	2.35	0.75
1:BJ:237:ARG:HB2	4:1G:62:TYR:CB	2.16	0.75
28:EK:137:MET:HE1	3:ZK:83:ARG:CD	2.17	0.75
3:IL:77:MET:HE2	33:IL:201:CYC:O1D	1.86	0.75
39:A1:408:LMG:O10	7:b1:90:ILE:CD1	2.34	0.75

Continued on next page...

Continued from previous page...

Atom-1	Atom-2	Interatomic distance (Å)	Clash overlap (Å)
31:l2:72:PRO:HD2	31:l2:73:ASN:N	1.98	0.75
32:i5:12:ALA:CB	32:i5:19:LEU:HD23	2.15	0.75
32:k5:59:LEU:HD21	32:k5:130:GLY:HA2	1.67	0.75
31:f7:27:ALA:O	31:f7:31:PHE:CD2	2.39	0.75
32:k8:59:LEU:HD21	32:k8:130:GLY:HA2	1.67	0.75
33:c9:202:CYC:HAB1	31:h9:149:GLU:HG2	1.69	0.75
32:m9:12:ALA:CB	32:m9:19:LEU:HD23	2.15	0.75
31:fA:27:ALA:O	31:fA:31:PHE:CD2	2.39	0.75
4:aB:64:ASP:C	4:aB:66:THR:H	1.92	0.75
6:aD:283:ILE:HG21	45:dD:402:PHO:HBC3	1.67	0.75
7:bE:497:LYS:HA	9:dE:24:ARG:HA	1.68	0.75
9:dE:225:ASP:N	9:dE:225:ASP:OD1	2.19	0.75
32:eH:151:GLY:HA3	33:eH:202:CYC:HMD1	1.66	0.75
31:hH:126:PRO:HD2	31:hH:127:SER:N	2.00	0.75
31:fI:27:ALA:O	31:fI:31:PHE:CD2	2.39	0.75
31:fJ:27:ALA:O	31:fJ:31:PHE:HD2	1.69	0.75
2:BB:82:LEU:HB3	2:BB:124:PHE:HA	1.68	0.75
1:BC:104:TYR:OH	32:cC:116:THR:CG2	2.32	0.75
8:CD:134:PHE:HE2	36:CD:515:CLA:H3A	1.49	0.75
7:BE:94:GLU:CD	40:BE:622:LMT:C4	2.60	0.75
3:ZF:126:VAL:CG2	33:ZF:201:CYC:C2C	2.60	0.75
3:AG:25:ARG:NH1	3:IG:25:ARG:CG	2.45	0.75
28:BG:124:PRO:CB	4:JG:135:GLU:OE1	2.33	0.75
30:VG:109:LEU:HD11	30:VG:159:ALA:HB1	1.65	0.75
1:BI:214:LYS:C	1:BI:214:LYS:HD3	2.11	0.75
3:IL:25:ARG:CA	3:IL:28:SER:OG	2.34	0.75
7:B1:498:VAL:HG22	9:D1:135:LEU:HB3	1.66	0.75
8:C1:122:ARG:NH2	27:Z1:33:TRP:CE2	2.34	0.75
43:c1:515:BCR:HC21	13:i1:24:LEU:HD21	0.75	0.75
32:g2:110:LEU:HD22	32:g2:170:ALA:CB	2.16	0.75
1:B5:202:SER:O	1:B5:203:VAL:CG1	2.35	0.75
31:f5:27:ALA:O	31:f5:31:PHE:HD2	1.69	0.75
31:b6:126:PRO:HD2	31:b6:127:SER:N	2.00	0.75
33:c6:202:CYC:HAB1	31:h6:149:GLU:HG2	1.68	0.75
32:i6:12:ALA:CB	32:i6:19:LEU:HD23	2.15	0.75
31:f8:27:ALA:O	31:f8:31:PHE:CD2	2.39	0.75
31:h9:72:PRO:HD2	31:h9:73:ASN:N	1.98	0.75
13:iD:8:VAL:O	13:iD:11:VAL:CG1	2.34	0.75
6:aE:39:PRO:CB	13:iE:15:PHE:CE2	2.69	0.75
13:iE:8:VAL:O	13:iE:11:VAL:CG1	2.34	0.75
32:iH:12:ALA:CB	32:iH:19:LEU:HD23	2.15	0.75

Continued on next page...

Continued from previous page...

Atom-1	Atom-2	Interatomic distance (Å)	Clash overlap (Å)
31:jI:126:PRO:HD2	31:jI:127:SER:N	2.00	0.75
31:fJ:27:ALA:O	31:fJ:31:PHE:CD2	2.39	0.75
31:jJ:72:PRO:HD2	31:jJ:73:ASN:N	1.98	0.75
14:JD:7:LEU:N	14:JD:7:LEU:HD23	2.01	0.75
39:AE:408:LMG:O10	7:bE:90:ILE:CD1	2.34	0.75
3:IL:90:ARG:HG3	4:JL:18:TYR:OH	1.86	0.75
7:b1:289:GLN:CA	7:b1:292:ILE:HD12	2.17	0.75
31:f3:117:GLU:OE1	1:B3:21:TYR:CZ	2.34	0.75
31:h5:126:PRO:HD2	31:h5:127:SER:N	2.00	0.75
31:l5:126:PRO:HD2	31:l5:127:SER:N	2.00	0.75
31:d7:148:VAL:HG11	33:m7:201:CYC:HMB2	1.69	0.75
32:m7:59:LEU:HD11	32:m7:130:GLY:HA3	1.69	0.75
31:f9:27:ALA:O	31:f9:31:PHE:CD2	2.39	0.75
31:f9:72:PRO:HD2	31:f9:73:ASN:N	1.98	0.75
32:g9:110:LEU:HD22	32:g9:170:ALA:CB	2.16	0.75
31:j9:126:PRO:HD2	31:j9:127:SER:N	2.00	0.75
32:gA:159:GLU:O	32:gA:163:TYR:HD2	1.66	0.75
43:cD:515:BCR:HC21	13:iD:24:LEU:HD21	0.75	0.75
9:dD:103:ARG:CG	10:eD:76:ILE:HG21	2.16	0.75
9:dE:103:ARG:CG	10:eE:76:ILE:HG21	2.16	0.75
17:mE:30:GLN:OE1	39:mE:101:LMG:O6	2.05	0.75
32:iI:12:ALA:HB2	32:iI:19:LEU:CD2	2.15	0.75
32:mI:58:SER:O	32:mI:62:GLU:HG3	1.87	0.75
32:cJ:159:GLU:O	32:cJ:163:TYR:HD2	1.66	0.75
32:gJ:110:LEU:HD22	32:gJ:170:ALA:CB	2.16	0.75
3:6L:80:THR:HG22	33:6L:201:CYC:CMD	2.17	0.75
7:BD:498:VAL:HG22	9:DD:135:LEU:HB3	1.66	0.75
9:DD:110:LEU:HD13	9:DD:110:LEU:O	1.85	0.75
28:EF:137:MET:CE	3:ZF:83:ARG:CD	2.64	0.75
4:KF:1:MET:O	2:C4:551:PHE:HE2	1.63	0.75
3:ZF:126:VAL:CG1	33:ZF:201:CYC:HAC1	2.16	0.75
3:IG:77:MET:HE2	33:IG:201:CYC:O1D	1.86	0.75
28:BL:116:THR:HG1	4:ML:36:LEU:CD2	1.98	0.75
7:b1:477:ASP:CG	21:S1:28:UNK:CB	2.60	0.75
8:c1:266:LEU:HD11	36:c1:503:CLA:CBC	2.16	0.75
9:d1:89:LEU:CB	9:d1:91:PHE:CZ	2.69	0.75
31:f2:117:GLU:OE1	1:B2:21:TYR:CZ	2.30	0.75
32:g5:59:LEU:HD21	32:g5:130:GLY:HA2	1.67	0.75
32:c6:110:LEU:HD22	32:c6:170:ALA:CB	2.17	0.75
32:k6:59:LEU:HD21	32:k6:130:GLY:HA2	1.67	0.75
31:b7:126:PRO:HD2	31:b7:127:SER:N	2.00	0.75

Continued on next page...

Continued from previous page...

Atom-1	Atom-2	Interatomic distance (Å)	Clash overlap (Å)
32:i8:59:LEU:HD21	32:i8:130:GLY:HA2	1.67	0.75
32:c9:111:ASN:OD1	1:B9:187:TYR:CE1	2.35	0.75
32:i9:12:ALA:CB	32:i9:19:LEU:HD23	2.15	0.75
32:k9:110:LEU:HD22	32:k9:170:ALA:CB	2.17	0.75
32:cA:110:LEU:HD22	32:cA:170:ALA:CB	2.17	0.75
32:mC:59:LEU:HD11	32:mC:130:GLY:HA3	1.69	0.75
6:aD:39:PRO:CB	13:iD:15:PHE:CE2	2.69	0.75
8:cD:259:LEU:HD13	8:cD:259:LEU:N	2.00	0.75
27:zD:24:PRO:O	27:zD:28:ALA:CB	2.34	0.75
9:dE:103:ARG:HD3	10:eE:76:ILE:HG21	0.76	0.75
31:fH:27:ALA:O	31:fH:31:PHE:CD2	2.39	0.75
33:gH:201:CYC:HMB2	31:jH:148:VAL:CG1	2.15	0.75
31:dI:126:PRO:HD2	31:dI:127:SER:N	2.00	0.75
32:eI:59:LEU:HD21	32:eI:130:GLY:HA2	1.67	0.75
1:BA:210:GLU:OE2	1:BA:210:GLU:HA	1.86	0.75
1:BC:237:ARG:HH21	32:cI:165:ASP:N	1.83	0.75
21:SD:28:UNK:N	7:bD:477:ASP:OD1	2.20	0.75
7:BE:498:VAL:HG22	9:DE:135:LEU:HB3	1.66	0.75
8:CE:59:VAL:HG22	15:KE:10:LEU:CA	2.10	0.75
3:JF:52:LYS:CE	1:BH:228:VAL:HB	2.15	0.75
3:IG:104:ILE:HG22	3:IG:156:LEU:CD2	2.12	0.75
1:BI:200:GLN:C	1:BI:200:GLN:HE21	1.94	0.75
28:EK:123:LEU:HD21	4:YK:134:LYS:HZ2	1.50	0.75
28:EK:127:THR:O	28:EK:128:ALA:C	2.24	0.75
29:QL:64:PRO:C	29:QL:66:LEU:H	1.95	0.75
6:a1:261:GLN:OE1	7:b1:492:TRP:NE1	2.20	0.75
8:c1:34:GLY:N	8:c1:127:LEU:CB	2.50	0.75
13:i1:13:LEU:O	13:i1:13:LEU:HD22	1.87	0.75
31:d2:148:VAL:HG11	33:m2:201:CYC:HMB2	1.69	0.75
32:m2:58:SER:O	32:m2:62:GLU:HG3	1.87	0.75
32:g3:59:LEU:HD11	32:g3:130:GLY:HA3	1.69	0.75
3:o4:83:ARG:HE	3:o4:84:ASP:N	1.79	0.75
31:d5:126:PRO:HD2	31:d5:127:SER:N	2.00	0.75
31:h5:106:PRO:HD2	31:h5:107:MET:N	1.96	0.75
32:k6:110:LEU:HD22	32:k6:170:ALA:CB	2.17	0.75
32:c7:110:LEU:HD22	32:c7:170:ALA:CB	2.17	0.75
32:g7:110:LEU:HD22	32:g7:170:ALA:CB	2.17	0.75
32:i7:12:ALA:CB	32:i7:19:LEU:HD23	2.15	0.75
32:i7:59:LEU:HD21	32:i7:130:GLY:HA2	1.67	0.75
32:g8:59:LEU:HD11	32:g8:130:GLY:HA3	1.69	0.75
32:eC:59:LEU:HD21	32:eC:130:GLY:HA2	1.67	0.75

Continued on next page...

Continued from previous page...

Atom-1	Atom-2	Interatomic distance (Å)	Clash overlap (Å)
8:cD:34:GLY:N	8:cD:127:LEU:CB	2.50	0.75
10:eD:77:GLN:HA	10:eD:77:GLN:OE1	1.87	0.75
17:mD:30:GLN:OE1	39:mD:101:LMG:O6	2.05	0.75
10:eE:77:GLN:HA	10:eE:77:GLN:OE1	1.87	0.75
3:6G:80:THR:HG22	33:6G:201:CYC:CMD	2.17	0.75
31:jH:126:PRO:HD2	31:jH:127:SER:N	2.00	0.75
32:mH:12:ALA:CB	32:mH:19:LEU:HD23	2.15	0.75
31:dI:106:PRO:HD2	31:dI:107:MET:N	1.96	0.75
32:gJ:59:LEU:HD11	32:gJ:130:GLY:HA3	1.69	0.75
1:BA:58:HIS:CB	33:gA:301:CYC:O2A	2.35	0.75
2:BB:141:VAL:HG23	2:BB:211:GLN:CD	2.12	0.75
8:CD:407:VAL:HG22	8:CD:412:TRP:HB2	1.69	0.75
28:EF:110:LYS:CG	2:C4:48:SER:HB3	2.16	0.75
3:IG:90:ARG:HG3	4:JG:18:TYR:OH	1.86	0.75
3:IG:94:TYR:HD1	4:JG:9:ILE:HG23	1.49	0.75
28:EK:117:PHE:CZ	28:EK:121:TYR:CD2	2.73	0.75
31:h2:126:PRO:HD2	31:h2:127:SER:N	2.00	0.75
32:k2:110:LEU:HD22	32:k2:170:ALA:CB	2.17	0.75
32:c3:110:LEU:HD22	32:c3:170:ALA:CB	2.17	0.75
31:l3:91:TYR:HE2	31:l3:129:TYR:HE1	1.31	0.75
2:C4:85:LEU:HD11	2:C4:87:ARG:H	1.49	0.75
1:B5:236:THR:O	4:1L:62:TYR:CE1	2.39	0.75
32:g6:110:LEU:HD22	32:g6:170:ALA:CB	2.16	0.75
1:B6:240:LEU:HD12	1:B6:240:LEU:N	2.01	0.75
31:f7:117:GLU:OE1	1:B7:21:TYR:CZ	2.34	0.75
31:l7:106:PRO:HD2	31:l7:107:MET:N	1.96	0.75
32:e9:110:LEU:HD22	32:e9:170:ALA:CB	2.17	0.75
32:mC:12:ALA:CB	32:mC:19:LEU:HD23	2.15	0.75
7:bD:497:LYS:HA	9:dD:24:ARG:HA	1.68	0.75
43:cE:515:BCR:HC21	13:iE:24:LEU:HD21	0.75	0.75
4:hF:119:LEU:HD13	33:hF:201:CYC:HBD1	1.67	0.75
31:fH:27:ALA:O	31:fH:31:PHE:HD2	1.69	0.75
32:gH:59:LEU:HD11	32:gH:130:GLY:HA3	1.69	0.75
31:jH:106:PRO:HD2	31:jH:107:MET:N	1.96	0.75
32:cJ:151:GLY:CA	33:cJ:202:CYC:CMD	2.64	0.75
32:eJ:151:GLY:HA3	33:eJ:202:CYC:HMD1	1.66	0.75
2:CB:148:ARG:NH1	8:cD:13:ARG:CG	2.48	0.75
1:BC:21:TYR:CZ	31:fC:117:GLU:OE1	2.34	0.75
28:BG:131:ARG:HD3	4:JG:62:TYR:HB2	1.67	0.75
3:IG:112:VAL:O	3:IG:116:TYR:HD2	1.68	0.75
3:IL:112:VAL:HG13	3:IL:116:TYR:HE2	0.96	0.75

Continued on next page...

Continued from previous page...

Atom-1	Atom-2	Interatomic distance (Å)	Clash overlap (Å)
7:b1:477:ASP:OD1	21:S1:28:UNK:N	2.20	0.75
9:d1:92:LEU:O	9:d1:97:ALA:CB	2.35	0.75
9:d1:103:ARG:CG	10:e1:76:ILE:HG21	2.16	0.75
17:m1:32:ARG:HB3	17:m1:32:ARG:NH1	2.02	0.75
32:g3:110:LEU:HD22	32:g3:170:ALA:CB	2.16	0.75
32:m7:58:SER:O	32:m7:62:GLU:HG3	1.87	0.75
1:B7:205:ARG:O	1:B7:208:PRO:CD	2.33	0.75
1:B7:227:GLN:NE2	32:c9:15:ARG:CG	2.48	0.75
1:B8:71:SER:HB2	33:i8:202:CYC:HMA2	1.69	0.75
1:B8:202:SER:O	1:B8:203:VAL:CG1	2.35	0.75
31:f8:126:PRO:HD2	31:f8:127:SER:N	2.00	0.75
32:m8:59:LEU:HD21	32:m8:130:GLY:HA2	1.67	0.75
31:jA:72:PRO:HD2	31:jA:73:ASN:N	1.98	0.75
31:lA:91:TYR:HE2	31:lA:129:TYR:CE1	2.03	0.75
4:xB:74:THR:HG21	3:yB:107:ILE:HG23	1.69	0.75
32:eC:59:LEU:HD11	32:eC:130:GLY:HA3	1.69	0.75
31:hC:106:PRO:HD2	31:hC:107:MET:N	1.96	0.75
32:iC:59:LEU:HD21	32:iC:130:GLY:HA2	1.67	0.75
32:kC:59:LEU:HD11	32:kC:130:GLY:HA3	1.69	0.75
29:gF:135:LYS:HB2	29:gF:157:PHE:HB3	1.68	0.75
31:bJ:126:PRO:HD2	31:bJ:127:SER:N	2.00	0.75
32:mJ:59:LEU:HD11	32:mJ:130:GLY:HA3	1.69	0.75
1:BC:230:ARG:HH12	32:cI:10:SER:CA	1.99	0.75
21:SE:28:UNK:N	7:bE:477:ASP:OD1	2.20	0.75
28:EF:137:MET:SD	3:ZF:83:ARG:NH1	2.57	0.75
4:YF:77:ARG:HB3	33:YF:201:CYC:HMD3	1.67	0.75
3:IG:112:VAL:HG13	3:IG:116:TYR:HE2	0.96	0.75
28:EK:119:THR:HB	4:hK:151:ILE:HD11	1.67	0.75
6:A1:301:ASN:OD1	8:C1:394:VAL:CG1	2.34	0.75
6:a1:39:PRO:CB	13:i1:15:PHE:CE2	2.69	0.75
17:m1:30:GLN:OE1	39:m1:101:LMG:O6	2.05	0.75
32:g5:110:LEU:HD22	32:g5:170:ALA:CB	2.16	0.75
32:e6:59:LEU:HD11	32:e6:130:GLY:HA3	1.69	0.75
32:k6:59:LEU:HD11	32:k6:130:GLY:HA3	1.69	0.75
1:B6:214:LYS:HB2	1:B6:214:LYS:NZ	2.01	0.75
31:h7:126:PRO:HD2	31:h7:127:SER:N	2.00	0.75
31:j7:72:PRO:HD2	31:j7:73:ASN:N	1.98	0.75
32:g8:59:LEU:HD21	32:g8:130:GLY:HA2	1.67	0.75
32:g9:59:LEU:HD11	32:g9:130:GLY:HA3	1.69	0.75
32:gA:59:LEU:HD11	32:gA:130:GLY:HA3	1.69	0.75
31:dC:148:VAL:HG11	33:mC:201:CYC:HMB2	1.68	0.75

Continued on next page...

Continued from previous page...

Atom-1	Atom-2	Interatomic distance (Å)	Clash overlap (Å)
13:iD:13:LEU:O	13:iD:13:LEU:HD22	1.87	0.75
32:cI:110:LEU:HD22	32:cI:170:ALA:CB	2.17	0.75
31:fI:126:PRO:HD2	31:fI:127:SER:N	2.00	0.75
32:gI:59:LEU:HD11	32:gI:130:GLY:HA3	1.69	0.75
31:dJ:148:VAL:HG11	33:mJ:201:CYC:HMB2	1.68	0.75
32:kJ:59:LEU:HD11	32:kJ:130:GLY:HA3	1.69	0.75
3:XB:61:LYS:CD	1:B9:197:VAL:HG11	2.16	0.74
7:BE:75:TRP:HZ3	7:BE:94:GLU:HG3	1.49	0.74
27:ZE:35:GLN:O	27:ZE:39:LEU:HD12	1.87	0.74
3:IG:68:PRO:C	3:IG:73:TYR:HH	1.95	0.74
3:NG:65:VAL:HG12	3:NG:72:ALA:HB3	1.67	0.74
1:BI:186:GLU:C	1:BI:190:THR:HG23	2.05	0.74
28:EK:150:LYS:HG2	28:EK:150:LYS:O	1.87	0.74
3:NL:68:PRO:CG	1:B5:194:PHE:HE1	1.54	0.74
27:z1:24:PRO:O	27:z1:28:ALA:CB	2.34	0.74
32:c2:11:GLN:HA	1:B3:230:ARG:NH2	2.02	0.74
1:B2:213:PRO:HD2	4:v4:67:ARG:HH12	1.50	0.74
1:B5:236:THR:OG1	3:4L:83:ARG:HD3	1.86	0.74
31:f5:27:ALA:O	31:f5:31:PHE:CD2	2.39	0.74
31:f6:27:ALA:O	31:f6:31:PHE:CD2	2.39	0.74
31:f6:27:ALA:O	31:f6:31:PHE:HD2	1.69	0.74
32:e7:59:LEU:HD11	32:e7:130:GLY:HA3	1.69	0.74
32:e7:110:LEU:HD22	32:e7:170:ALA:CB	2.17	0.74
32:k8:59:LEU:HD11	32:k8:130:GLY:HA3	1.69	0.74
32:k8:110:LEU:HD22	32:k8:170:ALA:CB	2.17	0.74
32:g9:59:LEU:HD21	32:g9:130:GLY:HA2	1.67	0.74
32:i9:10:SER:O	32:i9:14:THR:HG23	1.87	0.74
32:m9:155:ALA:O	32:m9:158:SER:OG	2.05	0.74
4:tB:63:SER:O	4:tB:67:ARG:CG	2.35	0.74
4:xB:73:TYR:CD2	4:xB:74:THR:CG2	2.70	0.74
32:mI:59:LEU:HD21	32:mI:130:GLY:HA2	1.67	0.74
31:fJ:4:PRO:HD2	31:fJ:5:LEU:N	1.94	0.74
31:lJ:126:PRO:HD2	31:lJ:127:SER:N	2.00	0.74
2:CB:435:PHE:HZ	33:hK:201:CYC:CAA	1.99	0.74
4:TB:64:ASP:CB	4:TB:67:ARG:HD2	2.17	0.74
8:CD:59:VAL:HG22	15:KD:10:LEU:HB3	0.74	0.74
7:BE:230:ARG:HG3	2:B4:119:ASN:CG	2.12	0.74
8:CE:59:VAL:HG22	15:KE:10:LEU:HB3	0.74	0.74
14:JE:7:LEU:N	14:JE:7:LEU:HD23	2.01	0.74
28:EF:150:LYS:O	28:EF:150:LYS:HG2	1.87	0.74
1:BI:184:TYR:HB2	1:BI:188:HIS:CD2	2.19	0.74

Continued on next page...

Continued from previous page...

Atom-1	Atom-2	Interatomic distance (Å)	Clash overlap (Å)
28:EK:131:ARG:HD3	4:YK:61:LEU:O	1.82	0.74
28:BL:113:GLU:HG3	4:ML:36:LEU:HD23	0.84	0.74
28:BL:119:THR:HB	4:ML:151:ILE:HD13	1.60	0.74
10:e1:77:GLN:HA	10:e1:77:GLN:OE1	1.87	0.74
32:c2:110:LEU:HD22	32:c2:170:ALA:CB	2.17	0.74
32:e2:10:SER:O	32:e2:14:THR:HG23	1.88	0.74
32:m2:59:LEU:HD11	32:m2:130:GLY:HA3	1.69	0.74
4:a4:62:TYR:CZ	33:V4:201:CYC:CHA	2.63	0.74
4:x4:74:THR:HG21	3:y4:107:ILE:HG23	1.69	0.74
3:y4:9:VAL:HG21	2:B4:737:GLN:O	1.86	0.74
32:c5:151:GLY:CA	33:c5:202:CYC:CMD	2.64	0.74
32:c6:151:GLY:CA	33:c6:202:CYC:CMD	2.64	0.74
32:i6:10:SER:O	32:i6:14:THR:HG23	1.88	0.74
32:i6:59:LEU:HD11	32:i6:130:GLY:HA3	1.69	0.74
32:k7:59:LEU:HD21	32:k7:130:GLY:HA2	1.67	0.74
32:g8:110:LEU:HD22	32:g8:170:ALA:CB	2.16	0.74
31:h8:4:PRO:HD2	31:h8:5:LEU:N	1.94	0.74
31:j8:72:PRO:HD2	31:j8:73:ASN:N	1.98	0.74
32:k8:10:SER:O	32:k8:14:THR:HG23	1.88	0.74
31:f9:27:ALA:O	31:f9:31:PHE:HD2	1.69	0.74
32:m9:59:LEU:HD11	32:m9:130:GLY:HA3	1.69	0.74
32:eC:10:SER:O	32:eC:14:THR:HG23	1.88	0.74
31:fC:126:PRO:HD2	31:fC:127:SER:N	2.00	0.74
32:gC:59:LEU:HD11	32:gC:130:GLY:HA3	1.69	0.74
33:gC:302:CYC:HMB3	31:jC:148:VAL:HG11	1.69	0.74
8:cE:260:SER:OG	8:cE:432:ALA:N	2.20	0.74
43:cE:515:BCR:C4	13:iE:24:LEU:HD21	2.16	0.74
17:mE:32:ARG:NH1	17:mE:32:ARG:HB3	2.02	0.74
32:gH:110:LEU:HD22	32:gH:170:ALA:CB	2.16	0.74
32:cI:10:SER:O	32:cI:14:THR:HG23	1.88	0.74
1:BC:203:VAL:HG22	3:q4:77:MET:HE3	1.69	0.74
6:AD:301:ASN:OD1	8:CD:394:VAL:CG1	2.34	0.74
7:BE:495:PHE:HB2	7:BE:503:THR:CA	2.17	0.74
28:EF:137:MET:HE1	3:ZF:83:ARG:CD	2.17	0.74
4:YF:87:TYR:CD2	33:YF:201:CYC:HBB3	2.23	0.74
4:YF:87:TYR:HE2	33:YF:201:CYC:HBB3	1.52	0.74
28:BG:117:PHE:O	4:MG:148:GLU:OE2	2.05	0.74
3:IG:156:LEU:O	3:IG:160:MET:CG	2.35	0.74
1:BJ:202:SER:O	1:BJ:203:VAL:CG1	2.35	0.74
4:YK:77:ARG:HB3	33:YK:201:CYC:HMD3	1.68	0.74
28:BL:138:ASN:O	28:BL:141:ARG:HB3	1.87	0.74

Continued on next page...

Continued from previous page...

Atom-1	Atom-2	Interatomic distance (Å)	Clash overlap (Å)
4:JL:67:ARG:HH11	29:QL:65:GLU:HG3	1.51	0.74
9:d1:89:LEU:HB2	9:d1:91:PHE:CZ	2.21	0.74
32:c2:10:SER:O	32:c2:14:THR:HG23	1.87	0.74
32:c2:14:THR:HG23	1:B3:230:ARG:NH2	2.01	0.74
32:i2:59:LEU:HD21	32:i2:130:GLY:HA2	1.67	0.74
32:e3:59:LEU:HD11	32:e3:130:GLY:HA3	1.69	0.74
32:g5:59:LEU:HD11	32:g5:130:GLY:HA3	1.69	0.74
32:g5:145:PRO:HD3	31:f6:61:ASN:CB	2.17	0.74
32:m5:59:LEU:HD21	32:m5:130:GLY:HA2	1.67	0.74
31:j6:126:PRO:HD2	31:j6:127:SER:N	2.00	0.74
32:c7:10:SER:O	32:c7:14:THR:HG23	1.88	0.74
33:g7:202:CYC:O2A	1:B7:58:HIS:CB	2.35	0.74
1:B8:237:ARG:HA	1:B8:237:ARG:NH2	2.03	0.74
32:gA:10:SER:O	32:gA:14:THR:HG23	1.88	0.74
32:mC:59:LEU:HD21	32:mC:130:GLY:HA2	1.67	0.74
17:mD:32:ARG:NH1	17:mD:32:ARG:HB3	2.02	0.74
33:cI:202:CYC:HAB1	31:hI:149:GLU:HG2	1.69	0.74
32:gI:110:LEU:HD22	32:gI:170:ALA:CB	2.17	0.74
31:dJ:126:PRO:HD2	31:dJ:127:SER:N	2.00	0.74
31:hJ:72:PRO:HD2	31:hJ:73:ASN:N	1.98	0.74
1:BA:203:VAL:HG22	3:qB:77:MET:HE3	1.69	0.74
8:CD:59:VAL:HG22	15:KD:10:LEU:CA	2.10	0.74
6:AE:210:LEU:HD11	45:DE:401:PHO:C2D	2.18	0.74
10:EE:66:ILE:CD1	10:EE:76:ILE:HD11	2.17	0.74
28:EF:117:PHE:CZ	28:EF:118:ALA:HA	2.22	0.74
28:BG:145:ARG:HG3	3:KG:75:GLU:HG3	1.69	0.74
28:EK:121:TYR:CE1	4:hK:26:LYS:HA	2.23	0.74
28:EK:137:MET:SD	3:ZK:83:ARG:NH1	2.57	0.74
8:C1:59:VAL:HG22	15:K1:10:LEU:HB3	0.74	0.74
10:E1:66:ILE:CD1	10:E1:76:ILE:HD11	2.17	0.74
13:i1:33:LYS:O	13:i1:34:ARG:HB2	1.88	0.74
32:e2:110:LEU:HD22	32:e2:170:ALA:CB	2.17	0.74
32:e3:110:LEU:HD22	32:e3:170:ALA:CB	2.17	0.74
32:g3:10:SER:O	32:g3:14:THR:HG23	1.87	0.74
33:g3:202:CYC:O2A	1:B3:58:HIS:CB	2.35	0.74
32:c5:110:LEU:HD22	32:c5:170:ALA:CB	2.17	0.74
33:c5:202:CYC:HAB1	31:h5:149:GLU:HG2	1.68	0.74
32:e6:151:GLY:HA3	33:e6:202:CYC:HMD1	1.66	0.74
31:j7:126:PRO:HD2	31:j7:127:SER:N	2.00	0.74
32:k7:110:LEU:HD22	32:k7:170:ALA:CB	2.17	0.74
1:B7:210:GLU:OE2	1:B7:210:GLU:HA	1.86	0.74

Continued on next page...

Continued from previous page...

Atom-1	Atom-2	Interatomic distance (Å)	Clash overlap (Å)
32:m8:10:SER:O	32:m8:14:THR:HG23	1.88	0.74
32:e9:59:LEU:HD11	32:e9:130:GLY:HA3	1.69	0.74
31:f9:7:GLU:HG2	1:B9:26:ASP:OD1	1.87	0.74
31:fA:27:ALA:O	31:fA:31:PHE:HD2	1.69	0.74
32:cC:110:LEU:HD22	32:cC:170:ALA:CB	2.17	0.74
9:dD:92:LEU:O	9:dD:97:ALA:CB	2.35	0.74
8:cE:34:GLY:N	8:cE:127:LEU:CB	2.50	0.74
8:cE:266:LEU:H	8:cE:266:LEU:CD1	2.00	0.74
32:kH:110:LEU:HD22	32:kH:170:ALA:CB	2.17	0.74
32:kI:110:LEU:HD22	32:kI:170:ALA:CB	2.17	0.74
32:cJ:110:LEU:HD22	32:cJ:170:ALA:CB	2.17	0.74
32:mJ:155:ALA:O	32:mJ:158:SER:OG	2.05	0.74
2:BB:69:SER:C	2:BB:126:ASP:CB	2.60	0.74
10:ED:66:ILE:CD1	10:ED:76:ILE:HD11	2.17	0.74
1:BH:202:SER:O	1:BH:203:VAL:HG12	1.88	0.74
3:IL:94:TYR:HD1	4:JL:9:ILE:HG23	1.49	0.74
3:RL:107:ILE:HG23	4:WL:74:THR:HG22	1.68	0.74
27:Z1:35:GLN:O	27:Z1:39:LEU:HD12	1.87	0.74
32:c3:10:SER:O	32:c3:14:THR:HG23	1.87	0.74
32:k3:59:LEU:HD11	32:k3:130:GLY:HA3	1.69	0.74
31:b5:126:PRO:HD2	31:b5:127:SER:N	2.00	0.74
32:c5:10:SER:O	32:c5:14:THR:HG23	1.88	0.74
32:i5:10:SER:O	32:i5:14:THR:HG23	1.88	0.74
32:c6:10:SER:O	32:c6:14:THR:HG23	1.88	0.74
1:B7:203:VAL:HG22	3:wB:77:MET:CE	1.81	0.74
32:e8:110:LEU:HD22	32:e8:170:ALA:CB	2.17	0.74
31:b9:126:PRO:HD2	31:b9:127:SER:N	2.00	0.74
32:gC:10:SER:O	32:gC:14:THR:HG23	1.88	0.74
32:kC:10:SER:O	32:kC:14:THR:HG23	1.88	0.74
43:cD:515:BCR:C4	13:iD:24:LEU:HD21	2.16	0.74
31:jI:72:PRO:HD2	31:jI:73:ASN:N	1.98	0.74
32:kJ:10:SER:O	32:kJ:14:THR:HG23	1.87	0.74
3:XK:83:ARG:HG2	3:XK:83:ARG:NH2	2.01	0.74
3:AL:25:ARG:HH11	3:IL:25:ARG:HG2	1.48	0.74
7:b1:161:LEU:HD11	8:cD:193:PRO:CD	2.18	0.74
33:c2:202:CYC:HAB1	31:h2:149:GLU:HG2	1.69	0.74
1:B2:238:VAL:HG11	3:O4:79:ALA:C	2.12	0.74
32:i3:10:SER:O	32:i3:14:THR:HG23	1.87	0.74
32:m3:58:SER:O	32:m3:62:GLU:HG3	1.87	0.74
1:B5:202:SER:C	1:B5:203:VAL:HG13	2.13	0.74
31:j5:126:PRO:HD2	31:j5:127:SER:N	2.00	0.74

Continued on next page...

Continued from previous page...

Atom-1	Atom-2	Interatomic distance (Å)	Clash overlap (Å)
31:l5:72:PRO:HD2	31:l5:73:ASN:N	1.98	0.74
31:b7:106:PRO:HD2	31:b7:107:MET:N	1.96	0.74
32:g7:59:LEU:HD21	32:g7:130:GLY:HA2	1.67	0.74
31:d8:126:PRO:HD2	31:d8:127:SER:N	2.00	0.74
31:d8:148:VAL:HG11	33:m8:201:CYC:HMB2	1.69	0.74
32:e8:10:SER:O	32:e8:14:THR:HG23	1.88	0.74
32:i8:10:SER:O	32:i8:14:THR:HG23	1.88	0.74
32:c9:10:SER:O	32:c9:14:THR:HG23	1.88	0.74
32:i9:59:LEU:HD11	32:i9:130:GLY:HA3	1.69	0.74
32:iC:59:LEU:HD11	32:iC:130:GLY:HA3	1.69	0.74
9:dD:117:HIS:HE1	36:xD:101:CLA:NA	1.86	0.74
32:kH:59:LEU:HD11	32:kH:130:GLY:HA3	1.69	0.74
32:mH:58:SER:O	32:mH:62:GLU:HG3	1.87	0.74
32:mH:59:LEU:HD11	32:mH:130:GLY:HA3	1.69	0.74
32:eI:59:LEU:HD11	32:eI:130:GLY:HA3	1.69	0.74
4:YB:64:ASP:OD2	4:T4:21:ALA:HB1	1.86	0.74
4:YF:72:MET:HE2	4:YF:81:CYS:SG	2.28	0.74
4:YF:117:ASN:OD1	2:C4:9:SER:OG	2.05	0.74
1:BH:237:ARG:NH2	1:BH:237:ARG:HA	2.02	0.74
28:BL:117:PHE:O	4:ML:148:GLU:OE2	2.05	0.74
7:b1:497:LYS:HA	9:d1:24:ARG:HA	1.68	0.74
9:d1:117:HIS:HE1	36:x1:101:CLA:NA	1.86	0.74
39:d1:411:LMG:HC2	11:f1:40:GLN:NE2	2.01	0.74
32:k2:59:LEU:HD11	32:k2:130:GLY:HA3	1.69	0.74
32:m2:153:CYS:SG	33:m2:201:CYC:C3C	2.76	0.74
32:m3:10:SER:O	32:m3:14:THR:HG23	1.88	0.74
32:e5:59:LEU:HD21	32:e5:130:GLY:HA2	1.67	0.74
32:m6:153:CYS:SG	33:m6:201:CYC:C3C	2.76	0.74
32:g7:10:SER:O	32:g7:14:THR:HG23	1.88	0.74
32:i7:10:SER:O	32:i7:14:THR:HG23	1.88	0.74
1:B7:212:GLN:HB3	1:B7:213:PRO:CD	2.02	0.74
33:g9:201:CYC:HMB3	31:j9:148:VAL:HG11	1.69	0.74
32:gA:110:LEU:HD22	32:gA:170:ALA:CB	2.16	0.74
32:cC:151:GLY:CA	33:cC:202:CYC:CMD	2.64	0.74
32:mC:153:CYS:SG	33:mC:201:CYC:C3C	2.76	0.74
32:mC:155:ALA:O	32:mC:158:SER:OG	2.05	0.74
39:dD:411:LMG:O4	11:fD:40:GLN:NE2	2.14	0.74
8:cE:226:TRP:CH2	40:cE:501:LMT:H101	2.23	0.74
29:gF:135:LYS:HB2	29:gF:157:PHE:CG	2.23	0.74
32:eH:110:LEU:HD22	32:eH:170:ALA:CB	2.17	0.74
31:dI:4:PRO:HD2	31:dI:5:LEU:N	1.94	0.74

Continued on next page...

Continued from previous page...

Atom-1	Atom-2	Interatomic distance (Å)	Clash overlap (Å)
32:eI:10:SER:O	32:eI:14:THR:HG23	1.87	0.74
32:cJ:10:SER:O	32:cJ:14:THR:HG23	1.88	0.74
32:mJ:58:SER:O	32:mJ:62:GLU:HG3	1.87	0.74
4:WB:64:ASP:HA	4:WB:67:ARG:CG	2.17	0.74
1:BC:237:ARG:HH21	32:cI:165:ASP:HB2	1.52	0.74
6:AD:210:LEU:HD11	45:DD:401:PHO:C4D	2.18	0.74
7:BD:495:PHE:HB2	7:BD:503:THR:CA	2.17	0.74
28:BG:139:MET:H	28:BG:139:MET:HE3	1.53	0.74
3:IG:59:PHE:CD1	3:IG:66:VAL:CG2	2.71	0.74
3:IL:81:CYS:CB	33:IL:201:CYC:HAC2	2.18	0.74
8:C1:59:VAL:HG22	15:K1:10:LEU:CA	2.10	0.74
32:g2:121:GLY:CA	1:B2:189:ARG:HD2	2.18	0.74
32:k2:10:SER:O	32:k2:14:THR:HG23	1.88	0.74
32:c3:116:THR:CG2	1:B3:104:TYR:OH	2.32	0.74
32:m3:59:LEU:HD11	32:m3:130:GLY:HA3	1.69	0.74
32:m5:155:ALA:O	32:m5:158:SER:OG	2.05	0.74
32:g6:59:LEU:HD21	32:g6:130:GLY:HA2	1.67	0.74
31:d7:106:PRO:HD2	31:d7:107:MET:N	1.96	0.74
31:f7:27:ALA:O	31:f7:31:PHE:HD2	1.69	0.74
32:e9:10:SER:O	32:e9:14:THR:HG23	1.87	0.74
32:eA:59:LEU:HD11	32:eA:130:GLY:HA3	1.69	0.74
32:iA:10:SER:O	32:iA:14:THR:HG23	1.88	0.74
3:wB:3:ILE:HD13	3:wB:25:ARG:HG3	1.69	0.74
7:bD:490:VAL:O	7:bD:492:TRP:CE3	2.41	0.74
32:mH:155:ALA:O	32:mH:158:SER:OG	2.05	0.74
32:eI:110:LEU:HD22	32:eI:170:ALA:CB	2.17	0.74
29:gK:135:LYS:HB2	29:gK:157:PHE:HB3	1.68	0.74
4:hK:119:LEU:HD13	33:hK:201:CYC:HBD1	1.67	0.74
2:BB:122:GLY:C	12:HD:19:GLY:O	2.29	0.74
1:BC:58:HIS:CB	33:gC:301:CYC:O2A	2.35	0.74
18:OD:142:GLU:OE1	7:bD:76:GLY:C	2.31	0.74
28:EF:137:MET:CE	3:ZF:83:ARG:HH11	2.01	0.74
1:BJ:239:ALA:H	4:1G:63:SER:HA	1.51	0.74
4:YK:87:TYR:CD2	33:YK:201:CYC:HBB3	2.23	0.74
8:C1:407:VAL:HG22	8:C1:412:TRP:HB2	1.69	0.74
10:e1:38:VAL:CG2	11:f1:38:ALA:CB	2.65	0.74
1:B2:231:PRO:C	3:O4:52:LYS:HZ1	1.91	0.74
31:j3:126:PRO:HD2	31:j3:127:SER:N	2.00	0.74
32:k3:110:LEU:HD22	32:k3:170:ALA:CB	2.17	0.74
32:m3:153:CYS:SG	33:m3:201:CYC:C3C	2.76	0.74
1:B5:202:SER:O	1:B5:203:VAL:HG12	1.88	0.74

Continued on next page...

Continued from previous page...

Atom-1	Atom-2	Interatomic distance (Å)	Clash overlap (Å)
1:B5:230:ARG:HG2	1:B5:233:ASN:HB3	1.68	0.74
1:B5:237:ARG:HA	1:B5:237:ARG:NH2	2.03	0.74
31:j5:4:PRO:HD2	31:j5:5:LEU:N	1.94	0.74
32:k5:59:LEU:HD11	32:k5:130:GLY:HA3	1.69	0.74
32:m5:59:LEU:HD11	32:m5:130:GLY:HA3	1.69	0.74
32:c7:159:GLU:O	32:c7:163:TYR:HD2	1.66	0.74
32:i7:82:CYS:HG	33:i7:202:CYC:CAC	2.00	0.74
32:c8:110:LEU:HD22	32:c8:170:ALA:CB	2.17	0.74
33:cA:202:CYC:HAB1	31:hA:149:GLU:HG2	1.68	0.74
32:mA:58:SER:O	32:mA:62:GLU:HG3	1.87	0.74
13:iE:13:LEU:O	13:iE:13:LEU:HD22	1.87	0.74
32:kH:10:SER:O	32:kH:14:THR:HG23	1.87	0.74
32:mI:10:SER:O	32:mI:14:THR:HG23	1.88	0.74
32:mI:153:CYS:SG	33:mI:201:CYC:C3C	2.76	0.74
32:eJ:110:LEU:HD22	32:eJ:170:ALA:CB	2.17	0.74
32:kJ:37:ARG:O	32:kJ:41:VAL:HG23	1.88	0.74
2:BB:762:GLN:O	2:BB:765:GLU:HG3	1.86	0.74
27:ZD:35:GLN:O	27:ZD:39:LEU:HD12	1.87	0.74
6:AE:301:ASN:OD1	8:CE:394:VAL:CG1	2.34	0.74
28:EF:121:TYR:CE1	4:hF:26:LYS:HA	2.23	0.74
28:BG:119:THR:HA	4:MG:151:ILE:HD12	1.70	0.74
1:BH:71:SER:HB2	33:iH:202:CYC:HMA2	1.69	0.74
28:BL:123:LEU:HD22	4:JL:134:LYS:HE3	1.70	0.74
8:C1:191:LEU:CB	8:C1:226:TRP:HE1	1.92	0.74
8:c1:141:LYS:H	8:c1:141:LYS:CD	2.00	0.74
43:c1:515:BCR:C4	13:i1:24:LEU:HD21	2.16	0.74
15:k1:17:PHE:HE2	27:z1:9:LEU:HD23	1.53	0.74
32:e2:59:LEU:HD11	32:e2:130:GLY:HA3	1.69	0.74
31:f2:7:GLU:HG2	1:B2:26:ASP:OD1	1.87	0.74
32:m2:155:ALA:O	32:m2:158:SER:OG	2.05	0.74
2:C4:774:LYS:HD2	2:C4:774:LYS:N	2.02	0.74
32:e5:110:LEU:HD22	32:e5:170:ALA:CB	2.17	0.74
32:e6:110:LEU:HD22	32:e6:170:ALA:CB	2.17	0.74
32:k7:10:SER:O	32:k7:14:THR:HG23	1.88	0.74
32:k7:59:LEU:HD11	32:k7:130:GLY:HA3	1.69	0.74
1:B8:227:GLN:N	1:B8:227:GLN:OE1	2.21	0.74
31:h9:126:PRO:HD2	31:h9:127:SER:N	2.00	0.74
32:k9:10:SER:O	32:k9:14:THR:HG23	1.87	0.74
31:dA:148:VAL:HG11	33:mA:201:CYC:HMB2	1.69	0.74
32:kA:110:LEU:HD22	32:kA:170:ALA:CB	2.17	0.74
32:kC:37:ARG:O	32:kC:41:VAL:HG23	1.88	0.74

Continued on next page...

Continued from previous page...

Atom-1	Atom-2	Interatomic distance (Å)	Clash overlap (Å)
32:mC:10:SER:O	32:mC:14:THR:HG23	1.88	0.74
8:cD:191:LEU:HD11	40:cD:501:LMT:H61	1.52	0.74
10:eD:38:VAL:CG2	11:fD:38:ALA:CB	2.66	0.74
32:gH:10:SER:O	32:gH:14:THR:HG23	1.88	0.74
32:mH:10:SER:O	32:mH:14:THR:HG23	1.88	0.74
32:gI:10:SER:O	32:gI:14:THR:HG23	1.88	0.74
32:mJ:10:SER:O	32:mJ:14:THR:HG23	1.88	0.74
29:gK:135:LYS:HB2	29:gK:157:PHE:CG	2.23	0.74
2:BB:737:GLN:O	3:yB:9:VAL:HG21	1.86	0.73
3:XB:61:LYS:HZ2	1:B9:197:VAL:CB	2.00	0.73
3:JF:107:ILE:CG1	2:C4:549:VAL:HG22	2.18	0.73
1:BH:230:ARG:HG2	1:BH:233:ASN:HB3	1.68	0.73
1:BJ:227:GLN:N	1:BJ:227:GLN:OE1	2.21	0.73
3:IL:104:ILE:HG22	3:IL:156:LEU:CD2	2.12	0.73
7:B1:495:PHE:HB2	7:B1:503:THR:CA	2.17	0.73
31:d2:126:PRO:HD2	31:d2:127:SER:N	2.00	0.73
32:g2:10:SER:O	32:g2:14:THR:HG23	1.88	0.73
31:f3:27:ALA:O	31:f3:31:PHE:HD2	1.69	0.73
2:B4:141:VAL:HG23	2:B4:211:GLN:CD	2.12	0.73
2:B4:762:GLN:O	2:B4:765:GLU:HG3	1.86	0.73
2:C4:73:ASN:HB3	27:zE:30:PRO:O	1.88	0.73
31:f5:64:PRO:HD2	31:f5:65:TYR:N	2.03	0.73
32:k5:37:ARG:O	32:k5:41:VAL:HG23	1.88	0.73
32:m5:10:SER:O	32:m5:14:THR:HG23	1.88	0.73
31:d6:126:PRO:HD2	31:d6:127:SER:N	2.00	0.73
33:c7:202:CYC:HAB1	31:h7:149:GLU:HG2	1.69	0.73
32:e7:10:SER:O	32:e7:14:THR:HG23	1.87	0.73
32:g7:59:LEU:HD11	32:g7:130:GLY:HA3	1.69	0.73
1:B8:209:GLN:HE21	1:B8:209:GLN:C	1.96	0.73
31:f9:126:PRO:HD2	31:f9:127:SER:N	2.00	0.73
32:g9:10:SER:O	32:g9:14:THR:HG23	1.88	0.73
32:k9:37:ARG:O	32:k9:41:VAL:HG23	1.88	0.73
31:lC:126:PRO:HD2	31:lC:127:SER:N	2.00	0.73
32:cH:110:LEU:HD22	32:cH:170:ALA:CB	2.17	0.73
1:BA:26:ASP:OD2	31:fA:1:MET:O	2.07	0.73
1:BC:230:ARG:HH22	32:cI:14:THR:CG2	2.00	0.73
8:CD:191:LEU:O	40:CD:521:LMT:H21	1.87	0.73
18:OE:142:GLU:OE1	7:bE:76:GLY:C	2.31	0.73
3:IG:56:ASN:HA	1:BJ:217:ASP:CB	2.18	0.73
1:BI:239:ALA:HB1	4:a4:62:TYR:HB3	1.71	0.73
3:IL:59:PHE:CD1	3:IL:66:VAL:CG2	2.71	0.73

Continued on next page...

Continued from previous page...

Atom-1	Atom-2	Interatomic distance (Å)	Clash overlap (Å)
18:O1:142:GLU:OE1	7:b1:76:GLY:C	2.31	0.73
18:O1:229:SER:CB	18:oD:55:ARG:HH12	2.00	0.73
8:c1:13:ARG:HG2	8:c1:13:ARG:NH1	2.01	0.73
32:i2:10:SER:O	32:i2:14:THR:HG23	1.88	0.73
31:d3:148:VAL:HG11	33:m3:201:CYC:HMB2	1.69	0.73
1:B3:224:MET:HE2	1:B3:224:MET:C	2.13	0.73
31:d5:148:VAL:HG11	33:m5:201:CYC:HMB2	1.69	0.73
32:g5:10:SER:O	32:g5:14:THR:HG23	1.88	0.73
32:k5:10:SER:O	32:k5:14:THR:HG23	1.87	0.73
32:e6:10:SER:O	32:e6:14:THR:HG23	1.88	0.73
32:g6:59:LEU:HD11	32:g6:130:GLY:HA3	1.69	0.73
32:m6:58:SER:O	32:m6:62:GLU:HG3	1.87	0.73
31:f8:27:ALA:O	31:f8:31:PHE:HD2	1.69	0.73
31:f8:106:PRO:HD2	31:f8:107:MET:N	1.96	0.73
32:i8:59:LEU:HD11	32:i8:130:GLY:HA3	1.69	0.73
1:B9:214:LYS:HB2	1:B9:214:LYS:HZ2	1.53	0.73
33:cC:202:CYC:HAB1	31:hC:149:GLU:HG2	1.69	0.73
32:kC:110:LEU:HD22	32:kC:170:ALA:CB	2.17	0.73
32:mC:58:SER:O	32:mC:62:GLU:HG3	1.87	0.73
13:iD:33:LYS:O	13:iD:34:ARG:HB2	1.88	0.73
9:dE:92:LEU:O	9:dE:97:ALA:CB	2.35	0.73
5:8G:57:THR:HG22	5:8G:58:GLY:N	2.01	0.73
32:eH:59:LEU:HD11	32:eH:130:GLY:HA3	1.69	0.73
31:lH:126:PRO:HD2	31:lH:127:SER:N	2.00	0.73
32:kI:37:ARG:O	32:kI:41:VAL:HG23	1.88	0.73
1:BA:240:LEU:HA	4:PB:67:ARG:HH21	1.33	0.73
2:CB:148:ARG:HH12	8:cD:13:ARG:CG	2.01	0.73
9:DE:328:TRP:HZ3	24:VE:159:LYS:O	1.70	0.73
28:BG:123:LEU:HD22	4:JG:134:LYS:HE3	1.70	0.73
3:IG:3:ILE:CD1	3:IG:29:PHE:CE2	2.45	0.73
3:NG:73:TYR:OH	1:BJ:195:PRO:CD	2.36	0.73
1:BJ:226:LYS:CG	3:4G:66:VAL:CG1	2.66	0.73
3:XK:83:ARG:CG	3:XK:84:ASP:N	2.50	0.73
3:IL:156:LEU:O	3:IL:160:MET:CG	2.35	0.73
8:C1:191:LEU:N	8:C1:191:LEU:HD23	2.03	0.73
18:O1:168:THR:OG1	18:oD:168:THR:HG21	1.85	0.73
8:c1:60:SER:HB3	15:k1:10:LEU:N	2.03	0.73
32:m2:10:SER:O	32:m2:14:THR:HG23	1.88	0.73
31:b3:72:PRO:HD2	31:b3:73:ASN:N	1.98	0.73
31:f6:7:GLU:HG2	1:B6:26:ASP:OD1	1.87	0.73
32:m6:10:SER:O	32:m6:14:THR:HG23	1.88	0.73

Continued on next page...

Continued from previous page...

Atom-1	Atom-2	Interatomic distance (Å)	Clash overlap (Å)
32:m6:155:ALA:O	32:m6:158:SER:OG	2.05	0.73
32:e8:59:LEU:HD11	32:e8:130:GLY:HA3	1.69	0.73
32:k8:37:ARG:O	32:k8:41:VAL:HG23	1.88	0.73
1:B9:240:LEU:HD12	1:B9:240:LEU:N	2.01	0.73
32:mA:153:CYS:SG	33:mA:201:CYC:C3C	2.76	0.73
4:aB:61:LEU:HD23	4:aB:61:LEU:C	2.14	0.73
32:gC:110:LEU:HD22	32:gC:170:ALA:CB	2.16	0.73
4:hF:81:CYS:C	33:hF:201:CYC:CAC	2.29	0.73
32:cH:10:SER:O	32:cH:14:THR:HG23	1.88	0.73
32:iH:59:LEU:HD11	32:iH:130:GLY:HA3	1.69	0.73
32:kI:10:SER:O	32:kI:14:THR:HG23	1.88	0.73
31:fJ:64:PRO:HD2	31:fJ:65:TYR:N	2.03	0.73
31:hJ:126:PRO:HD2	31:hJ:127:SER:N	2.00	0.73
32:iJ:10:SER:O	32:iJ:14:THR:HG23	1.88	0.73
32:kJ:110:LEU:HD22	32:kJ:170:ALA:CB	2.17	0.73
31:lJ:72:PRO:HD2	31:lJ:73:ASN:N	1.98	0.73
32:mJ:153:CYS:SG	33:mJ:201:CYC:C3C	2.76	0.73
2:CB:435:PHE:HZ	33:hK:201:CYC:HAA2	1.53	0.73
4:TB:64:ASP:HA	4:TB:67:ARG:HB3	1.69	0.73
8:CD:226:TRP:CH2	40:CD:521:LMT:H101	2.23	0.73
9:DD:328:TRP:HZ3	24:VD:159:LYS:O	1.70	0.73
8:CE:122:ARG:NE	27:ZE:33:TRP:CZ3	2.29	0.73
28:BG:138:ASN:O	28:BG:141:ARG:HB3	1.87	0.73
29:QG:65:GLU:HA	29:QG:65:GLU:OE2	1.88	0.73
1:BJ:235:VAL:HG11	3:4G:79:ALA:HB3	1.69	0.73
28:EK:117:PHE:CZ	28:EK:118:ALA:HA	2.22	0.73
4:IK:67:ARG:CZ	1:B8:238:VAL:HG11	1.99	0.73
28:BL:122:LEU:H	28:BL:122:LEU:HD13	1.52	0.73
8:C1:134:PHE:HE2	36:C1:515:CLA:H3A	1.49	0.73
9:d1:227:GLU:HG2	9:d1:227:GLU:O	1.88	0.73
31:l2:126:PRO:HD2	31:l2:127:SER:N	2.00	0.73
33:c3:202:CYC:HAB1	31:h3:149:GLU:HG2	1.69	0.73
31:j3:64:PRO:HD2	31:j3:65:TYR:N	2.04	0.73
2:B4:84:PHE:HZ	2:B4:161:THR:N	1.86	0.73
31:f5:126:PRO:HD2	31:f5:127:SER:N	2.00	0.73
32:i5:59:LEU:HD11	32:i5:130:GLY:HA3	1.69	0.73
32:k5:110:LEU:HD22	32:k5:170:ALA:CB	2.17	0.73
32:g6:10:SER:O	32:g6:14:THR:HG23	1.88	0.73
32:k6:10:SER:O	32:k6:14:THR:HG23	1.87	0.73
32:m7:10:SER:O	32:m7:14:THR:HG23	1.88	0.73
1:B8:230:ARG:HG2	1:B8:233:ASN:HB3	1.68	0.73

Continued on next page...

Continued from previous page...

Atom-1	Atom-2	Interatomic distance (Å)	Clash overlap (Å)
32:g8:10:SER:O	32:g8:14:THR:HG23	1.87	0.73
32:m8:58:SER:O	32:m8:62:GLU:HG3	1.87	0.73
32:c9:110:LEU:HD22	32:c9:170:ALA:CB	2.17	0.73
32:g9:121:GLY:HA2	1:B9:196:GLN:NE2	2.04	0.73
32:m9:58:SER:O	32:m9:62:GLU:HG3	1.87	0.73
32:iA:59:LEU:HD11	32:iA:130:GLY:HA3	1.69	0.73
4:aB:60:LEU:HD12	4:aB:60:LEU:O	1.88	0.73
31:jC:72:PRO:HD2	31:jC:73:ASN:N	1.98	0.73
9:dD:89:LEU:HB2	9:dD:91:PHE:CZ	2.21	0.73
9:dE:117:HIS:HE1	36:xE:101:CLA:NA	1.86	0.73
32:iI:59:LEU:HD11	32:iI:130:GLY:HA3	1.69	0.73
31:fJ:72:PRO:HD2	31:fJ:73:ASN:N	1.98	0.73
32:iJ:59:LEU:HD11	32:iJ:130:GLY:HA3	1.69	0.73
1:BA:224:MET:HE2	1:BA:224:MET:C	2.13	0.73
9:DE:107:LEU:HD12	9:DE:107:LEU:C	2.13	0.73
28:EF:123:LEU:HD21	4:YF:134:LYS:HZ2	1.49	0.73
3:XF:83:ARG:NH2	3:XF:87:TYR:HE2	1.86	0.73
28:BG:116:THR:HG1	4:MG:36:LEU:CD2	1.99	0.73
28:BG:122:LEU:H	28:BG:122:LEU:HD13	1.52	0.73
28:BG:122:LEU:HD22	28:BG:122:LEU:N	2.03	0.73
1:BJ:237:ARG:HA	1:BJ:237:ARG:NH2	2.03	0.73
3:IL:77:MET:HE1	33:IL:201:CYC:CAD	2.18	0.73
9:D1:328:TRP:HZ3	24:V1:159:LYS:O	1.70	0.73
8:c1:251:PHE:CE1	43:c1:515:BCR:C31	2.72	0.73
31:h3:126:PRO:HD2	31:h3:127:SER:N	2.00	0.73
32:k3:10:SER:O	32:k3:14:THR:HG23	1.87	0.73
32:m3:155:ALA:O	32:m3:158:SER:OG	2.05	0.73
1:B5:226:LYS:HD3	3:4L:66:VAL:HG13	1.45	0.73
1:B7:224:MET:HE2	1:B7:224:MET:C	2.14	0.73
1:B8:202:SER:O	1:B8:203:VAL:HG12	1.88	0.73
31:j8:64:PRO:HD2	31:j8:65:TYR:N	2.04	0.73
31:d9:148:VAL:HG11	33:m9:201:CYC:HMB2	1.68	0.73
32:eA:10:SER:O	32:eA:14:THR:HG23	1.87	0.73
32:mA:59:LEU:HD11	32:mA:130:GLY:HA3	1.69	0.73
32:iC:10:SER:O	32:iC:14:THR:HG23	1.87	0.73
31:jC:4:PRO:HD2	31:jC:5:LEU:N	1.94	0.73
8:cD:254:SER:CA	8:cD:257:ALA:HB2	2.18	0.73
9:dE:92:LEU:HD23	9:dE:92:LEU:C	2.13	0.73
32:iH:10:SER:O	32:iH:14:THR:HG23	1.88	0.73
31:jH:64:PRO:HD2	31:jH:65:TYR:N	2.04	0.73
33:cJ:202:CYC:HAB1	31:hJ:149:GLU:HG2	1.69	0.73

Continued on next page...

Continued from previous page...

Atom-1	Atom-2	Interatomic distance (Å)	Clash overlap (Å)
32:gJ:10:SER:O	32:gJ:14:THR:HG23	1.88	0.73
3:XB:56:ASN:OD1	1:B7:231:PRO:CG	2.35	0.73
1:BC:237:ARG:NH2	32:cI:166:ARG:H	1.87	0.73
8:CD:122:ARG:NH2	27:ZD:33:TRP:CE2	2.34	0.73
9:DD:107:LEU:HD12	9:DD:107:LEU:C	2.13	0.73
4:IF:67:ARG:NH1	1:BH:238:VAL:HG22	2.01	0.73
1:BH:209:GLN:HE21	1:BH:209:GLN:C	1.96	0.73
1:BJ:237:ARG:HG3	4:1G:62:TYR:CE2	2.23	0.73
28:BL:136:ASN:HA	29:QL:64:PRO:HD2	1.71	0.73
32:k2:37:ARG:O	32:k2:41:VAL:HG23	1.88	0.73
32:e3:10:SER:O	32:e3:14:THR:HG23	1.88	0.73
31:f3:1:MET:O	1:B3:26:ASP:OD2	2.07	0.73
1:B5:227:GLN:N	1:B5:227:GLN:OE1	2.21	0.73
1:B5:236:THR:CG2	3:4L:83:ARG:NE	2.51	0.73
32:m5:58:SER:O	32:m5:62:GLU:HG3	1.87	0.73
31:d6:106:PRO:HD2	31:d6:107:MET:N	1.96	0.73
32:m7:155:ALA:O	32:m7:158:SER:OG	2.05	0.73
31:b8:64:PRO:HD2	31:b8:65:TYR:N	2.04	0.73
31:h9:64:PRO:HD2	31:h9:65:TYR:N	2.03	0.73
32:m9:10:SER:O	32:m9:14:THR:HG23	1.88	0.73
32:eA:110:LEU:HD22	32:eA:170:ALA:CB	2.17	0.73
31:jA:126:PRO:HD2	31:jA:127:SER:N	2.00	0.73
32:kA:37:ARG:O	32:kA:41:VAL:HG23	1.88	0.73
32:eJ:10:SER:O	32:eJ:14:THR:HG23	1.87	0.73
29:gK:142:VAL:CG1	29:gK:149:VAL:CG2	2.67	0.73
33:VB:201:CYC:CHA	4:aB:62:TYR:OH	2.37	0.73
8:CD:122:ARG:NE	27:ZD:33:TRP:CZ3	2.29	0.73
18:OD:168:THR:HG21	18:oE:168:THR:HG1	0.71	0.73
8:CE:133:PHE:HE1	8:CE:150:TYR:HE2	1.35	0.73
1:BI:26:ASP:OD2	31:fI:1:MET:O	2.06	0.73
4:MK:121:VAL:HG21	33:MK:201:CYC:C4D	2.19	0.73
3:IL:25:ARG:C	3:IL:28:SER:OG	2.31	0.73
7:b1:288:VAL:O	7:b1:292:ILE:N	2.20	0.73
43:c1:515:BCR:HC21	13:i1:24:LEU:CD1	2.19	0.73
4:a4:62:TYR:HE1	33:V4:201:CYC:HHA	1.47	0.73
31:f7:1:MET:O	1:B7:26:ASP:OD2	2.07	0.73
31:j7:64:PRO:HD2	31:j7:65:TYR:N	2.04	0.73
32:m8:153:CYS:SG	33:m8:201:CYC:C3C	2.76	0.73
39:dD:411:LMG:HC2	11:fD:40:GLN:NE2	2.01	0.73
10:eE:38:VAL:CG2	11:fE:38:ALA:CB	2.66	0.73
31:hH:42:LYS:HG2	32:iH:24:ILE:CD1	2.19	0.73

Continued on next page...

Continued from previous page...

Atom-1	Atom-2	Interatomic distance (Å)	Clash overlap (Å)
31:dI:148:VAL:HG11	33:mI:201:CYC:HMB2	1.69	0.73
32:iI:10:SER:O	32:iI:14:THR:HG23	1.87	0.73
32:mI:59:LEU:HD11	32:mI:130:GLY:HA3	1.69	0.73
32:mJ:44:ILE:HG12	32:mJ:142:VAL:HG21	1.70	0.73
2:CB:774:LYS:HD2	2:CB:774:LYS:N	2.02	0.73
1:BJ:236:THR:O	4:1G:62:TYR:CD2	2.41	0.73
32:m5:153:CYS:SG	33:m5:201:CYC:C3C	2.76	0.73
31:f6:64:PRO:HD2	31:f6:65:TYR:N	2.03	0.73
31:l6:64:PRO:HD2	31:l6:65:TYR:N	2.04	0.73
1:B6:204:ARG:C	3:uB:77:MET:CE	2.62	0.73
32:k7:37:ARG:O	32:k7:41:VAL:HG23	1.88	0.73
1:B7:201:THR:OG1	3:wB:73:TYR:OH	2.07	0.73
31:h8:126:PRO:HD2	31:h8:127:SER:N	2.00	0.73
31:l8:64:PRO:HD2	31:l8:65:TYR:N	2.04	0.73
32:c9:151:GLY:CA	33:c9:202:CYC:CMD	2.64	0.73
31:f9:64:PRO:HD2	31:f9:65:TYR:N	2.04	0.73
31:dA:126:PRO:HD2	31:dA:127:SER:N	2.00	0.73
31:hC:42:LYS:HG2	32:iC:24:ILE:CD1	2.19	0.73
7:bD:185:TRP:HE1	8:cE:191:LEU:CD1	2.01	0.73
9:dD:92:LEU:HD23	9:dD:92:LEU:C	2.13	0.73
9:dD:227:GLU:O	9:dD:227:GLU:HG2	1.88	0.73
39:dE:411:LMG:HC2	11:fE:40:GLN:NE2	2.01	0.73
32:cH:153:CYS:SG	33:cH:202:CYC:CBC	2.70	0.73
32:kH:37:ARG:O	32:kH:41:VAL:HG23	1.88	0.73
32:mH:153:CYS:SG	33:mH:201:CYC:C3C	2.76	0.73
2:BB:646:LYS:HZ3	3:KL:114:GLU:HG3	1.54	0.73
3:OB:76:GLU:HA	1:B9:237:ARG:NH1	2.03	0.73
28:EF:113:GLU:H	28:EF:113:GLU:CD	1.96	0.73
28:EF:123:LEU:HD21	4:YF:134:LYS:CE	2.19	0.73
3:RG:107:ILE:HG23	4:WG:74:THR:HG22	1.68	0.73
1:BH:227:GLN:OE1	1:BH:227:GLN:N	2.21	0.73
1:BI:26:ASP:OD1	31:fI:7:GLU:HG2	1.87	0.73
1:BJ:202:SER:O	1:BJ:203:VAL:HG12	1.88	0.73
28:BL:139:MET:H	28:BL:139:MET:HE3	1.53	0.73
9:d1:90:LEU:O	36:x1:101:CLA:HED1	1.88	0.73
32:c2:14:THR:CG2	1:B3:230:ARG:HH22	1.98	0.73
31:f2:1:MET:O	1:B2:26:ASP:OD2	2.06	0.73
31:f2:72:PRO:HD2	31:f2:73:ASN:N	1.98	0.73
1:B5:226:LYS:HB2	3:4L:66:VAL:HG21	1.70	0.73
31:j6:64:PRO:HD2	31:j6:65:TYR:N	2.04	0.73
32:m6:59:LEU:HD11	32:m6:130:GLY:HA3	1.69	0.73

Continued on next page...

Continued from previous page...

Atom-1	Atom-2	Interatomic distance (Å)	Clash overlap (Å)
1:B6:214:LYS:HE3	1:B6:215:ALA:HB2	1.70	0.73
1:B7:234:THR:HB	32:c9:166:ARG:NH2	2.03	0.73
32:m8:59:LEU:HD11	32:m8:130:GLY:HA3	1.69	0.73
31:d9:64:PRO:HD2	31:d9:65:TYR:N	2.04	0.73
31:dC:126:PRO:HD2	31:dC:127:SER:N	2.00	0.73
8:cE:251:PHE:HB2	8:cE:253:TRP:CZ3	2.24	0.73
32:kI:59:LEU:HD11	32:kI:130:GLY:HA3	1.69	0.73
4:hK:85:LEU:HD23	33:hK:201:CYC:HBC3	0.73	0.73
1:BC:240:LEU:HA	4:P4:67:ARG:HH21	1.33	0.73
28:EF:122:LEU:HD12	28:EF:122:LEU:N	2.03	0.73
3:IG:77:MET:HE1	33:IG:201:CYC:CAD	2.18	0.73
3:IL:3:ILE:HD11	3:IL:29:PHE:HD2	1.44	0.73
3:IL:89:LEU:HD11	3:IL:133:MET:CE	2.18	0.73
7:B1:87:ASN:N	7:B1:87:ASN:OD1	2.22	0.73
9:D1:107:LEU:C	9:D1:107:LEU:HD12	2.13	0.73
9:D1:335:PRO:HB2	10:E1:65:ILE:CD1	2.19	0.73
9:d1:55:VAL:HG23	9:d1:105:CYS:SG	2.29	0.73
31:b6:64:PRO:HD2	31:b6:65:TYR:N	2.04	0.73
31:f6:1:MET:O	1:B6:26:ASP:OD2	2.06	0.73
32:g6:121:GLY:CA	1:B6:189:ARG:HD2	2.18	0.73
1:B6:203:VAL:HG13	3:uB:77:MET:CG	2.19	0.73
31:h7:42:LYS:HG2	32:i7:24:ILE:CD1	2.19	0.73
32:k9:59:LEU:HD11	32:k9:130:GLY:HA3	1.69	0.73
1:B9:212:GLN:N	1:B9:212:GLN:OE1	2.20	0.73
32:cA:10:SER:O	32:cA:14:THR:HG23	1.88	0.73
32:mA:155:ALA:O	32:mA:158:SER:OG	2.05	0.73
31:dH:148:VAL:HG11	33:mH:201:CYC:HMB2	1.69	0.73
32:eH:10:SER:O	32:eH:14:THR:HG23	1.88	0.73
1:BA:170:ARG:NH2	32:eA:120:LEU:CA	2.48	0.72
2:CB:9:SER:OG	4:YK:117:ASN:OD1	2.06	0.72
1:BC:26:ASP:OD2	31:fC:1:MET:O	2.07	0.72
28:EF:137:MET:CE	3:ZF:83:ARG:HB2	2.15	0.72
3:IG:58:LEU:CD2	3:IG:129:GLY:HA2	2.18	0.72
28:EK:122:LEU:HD12	28:EK:122:LEU:N	2.03	0.72
3:IL:83:ARG:C	3:IL:87:TYR:HD2	1.96	0.72
29:QL:135:LYS:CD	29:QL:154:GLU:OE1	2.37	0.72
7:b1:75:TRP:NE1	7:b1:92:SER:OG	2.22	0.72
8:c1:33:SER:HB3	8:c1:127:LEU:CB	2.19	0.72
8:c1:259:LEU:CD1	36:c1:510:CLA:CHD	2.67	0.72
9:d1:98:GLN:HG3	10:e1:73:LYS:CE	2.19	0.72
9:d1:230:ASN:HD21	9:d1:232:PHE:HB2	1.54	0.72

Continued on next page...

Continued from previous page...

Atom-1	Atom-2	Interatomic distance (Å)	Clash overlap (Å)
17:m1:32:ARG:HB3	17:m1:32:ARG:CZ	2.18	0.72
31:h5:64:PRO:HD2	31:h5:65:TYR:N	2.03	0.72
31:f6:117:GLU:OE1	1:B6:21:TYR:CZ	2.30	0.72
32:i7:59:LEU:HD11	32:i7:130:GLY:HA3	1.69	0.72
32:m7:153:CYS:SG	33:m7:201:CYC:C3C	2.76	0.72
31:b8:126:PRO:HD2	31:b8:127:SER:N	2.00	0.72
32:c8:10:SER:O	32:c8:14:THR:HG23	1.88	0.72
31:h8:84:CYS:SG	33:h8:201:CYC:HAC1	2.10	0.72
32:i8:82:CYS:HG	33:i8:202:CYC:CAC	1.89	0.72
31:hC:64:PRO:HD2	31:hC:65:TYR:N	2.03	0.72
8:cD:33:SER:HB3	8:cD:127:LEU:CB	2.19	0.72
43:cD:515:BCR:HC21	13:iD:24:LEU:CD1	2.19	0.72
7:bE:288:VAL:O	7:bE:292:ILE:N	2.20	0.72
8:cE:256:GLU:OE1	8:cE:256:GLU:HA	1.89	0.72
15:kE:17:PHE:HE2	27:zE:9:LEU:HD23	1.53	0.72
31:lH:64:PRO:HD2	31:lH:65:TYR:N	2.04	0.72
31:fI:64:PRO:HD2	31:fI:65:TYR:N	2.04	0.72
32:eJ:59:LEU:HD11	32:eJ:130:GLY:HA3	1.69	0.72
31:hJ:106:PRO:HD2	31:hJ:107:MET:N	1.96	0.72
1:BH:202:SER:C	1:BH:203:VAL:HG13	2.13	0.72
1:BH:222:LEU:HD13	1:BH:222:LEU:N	2.04	0.72
4:YK:87:TYR:HE2	33:YK:201:CYC:HBB3	1.52	0.72
13:I1:35:ARG:HH11	13:I1:35:ARG:HG2	1.52	0.72
9:d1:92:LEU:HD23	9:d1:92:LEU:C	2.13	0.72
13:i1:30:ARG:HH21	13:i1:30:ARG:CA	2.01	0.72
32:c2:10:SER:HB2	1:B3:230:ARG:NH1	2.03	0.72
32:m2:44:ILE:HG12	32:m2:142:VAL:HG21	1.70	0.72
1:B2:206:PHE:HD1	3:o4:76:GLU:CB	2.01	0.72
32:k6:37:ARG:O	32:k6:41:VAL:HG23	1.88	0.72
31:h7:64:PRO:HD2	31:h7:65:TYR:N	2.04	0.72
32:m9:153:CYS:SG	33:m9:201:CYC:C3C	2.76	0.72
7:bD:161:LEU:CD1	8:cE:193:PRO:HD2	2.19	0.72
9:dD:90:LEU:O	36:xD:101:CLA:HED1	1.88	0.72
8:cE:60:SER:HB3	15:kE:10:LEU:N	2.03	0.72
9:dE:89:LEU:HB2	9:dE:91:PHE:CZ	2.21	0.72
9:dE:107:LEU:HD12	9:dE:107:LEU:O	1.88	0.72
29:gF:142:VAL:CG1	29:gF:149:VAL:CG2	2.67	0.72
33:jH:202:CYC:ND	32:kH:39:ASP:OD2	2.23	0.72
31:hI:64:PRO:HD2	31:hI:65:TYR:N	2.03	0.72
31:jI:4:PRO:HD2	31:jI:5:LEU:N	1.94	0.72
31:lI:64:PRO:HD2	31:lI:65:TYR:N	2.04	0.72

Continued on next page...

Continued from previous page...

Atom-1	Atom-2	Interatomic distance (Å)	Clash overlap (Å)
32:mI:155:ALA:O	32:mI:158:SER:OG	2.05	0.72
29:gK:153:LEU:HD12	29:gK:153:LEU:C	2.14	0.72
2:BB:117:VAL:HG21	12:HD:18:TYR:HE2	1.54	0.72
2:BB:472:ILE:HD13	4:HL:115:THR:CB	2.18	0.72
2:CB:549:VAL:HG22	3:JK:107:ILE:CG1	2.19	0.72
9:DD:45:ILE:HD13	45:DD:401:PHO:H142	1.70	0.72
28:BG:113:GLU:HG3	4:MG:36:LEU:HD23	0.84	0.72
1:BJ:222:LEU:N	1:BJ:222:LEU:HD13	2.04	0.72
4:YK:75:THR:CG2	3:ZK:111:GLY:C	2.63	0.72
3:IL:4:VAL:HG13	3:IL:8:ILE:HD11	1.65	0.72
3:IL:58:LEU:CD2	3:IL:129:GLY:HA2	2.18	0.72
8:C1:192:ASN:N	8:C1:192:ASN:HD22	1.86	0.72
9:d1:98:GLN:HB3	10:e1:73:LYS:HZ3	1.53	0.72
32:c2:151:GLY:CA	33:c2:202:CYC:CMD	2.64	0.72
32:e5:10:SER:O	32:e5:14:THR:HG23	1.87	0.72
32:c6:111:ASN:OD1	1:B6:187:TYR:CE1	2.35	0.72
31:d9:72:PRO:HD2	31:d9:73:ASN:N	1.98	0.72
32:g9:121:GLY:CA	1:B9:189:ARG:HD2	2.18	0.72
31:j9:64:PRO:HD2	31:j9:65:TYR:N	2.04	0.72
33:jA:202:CYC:ND	32:kA:39:ASP:OD2	2.23	0.72
32:kA:10:SER:O	32:kA:14:THR:HG23	1.87	0.72
9:dD:107:LEU:HD12	9:dD:107:LEU:O	1.88	0.72
13:iD:30:ARG:HH21	13:iD:30:ARG:CA	2.01	0.72
16:lD:12:VAL:CG2	17:mD:28:GLN:HE21	2.02	0.72
8:cE:263:LEU:HD13	8:cE:263:LEU:C	2.14	0.72
13:iE:33:LYS:O	13:iE:34:ARG:HB2	1.88	0.72
16:lE:12:VAL:CG2	17:mE:28:GLN:HE21	2.02	0.72
4:hF:77:ARG:CB	33:hF:201:CYC:HMD1	2.19	0.72
31:bH:64:PRO:HD2	31:bH:65:TYR:N	2.04	0.72
33:cH:202:CYC:HAB1	31:hH:149:GLU:HG2	1.69	0.72
3:XB:60:GLN:HG2	1:B9:197:VAL:HB	1.70	0.72
9:DE:335:PRO:HB2	10:EE:65:ILE:CD1	2.19	0.72
28:EK:127:THR:C	28:EK:129:ASN:HB3	2.15	0.72
4:IK:57:ALA:CA	4:IK:61:LEU:HD23	2.14	0.72
28:BL:145:ARG:HG3	3:KL:75:GLU:HG3	1.69	0.72
3:NL:68:PRO:HG3	1:B5:194:PHE:HE1	0.90	0.72
18:O1:166:THR:O	18:oD:168:THR:CB	2.36	0.72
31:h5:84:CYS:SG	33:h5:201:CYC:HAC1	2.10	0.72
31:d6:148:VAL:HG11	33:m6:201:CYC:HMB2	1.69	0.72
1:B6:205:ARG:CA	3:uB:76:GLU:HB3	2.18	0.72
33:j7:202:CYC:ND	32:k7:39:ASP:OD2	2.23	0.72

Continued on next page...

Continued from previous page...

Atom-1	Atom-2	Interatomic distance (Å)	Clash overlap (Å)
31:b8:106:PRO:HD2	31:b8:107:MET:N	1.96	0.72
32:m8:151:GLY:CA	33:m8:201:CYC:CMD	2.68	0.72
33:j9:202:CYC:ND	32:k9:39:ASP:OD2	2.23	0.72
32:cA:151:GLY:CA	33:cA:202:CYC:CMD	2.64	0.72
8:cD:60:SER:HB3	15:kD:10:LEU:N	2.03	0.72
9:dD:230:ASN:HD21	9:dD:232:PHE:HB2	1.54	0.72
8:cE:13:ARG:NH1	8:cE:13:ARG:HG2	2.01	0.72
13:iE:30:ARG:HH21	13:iE:30:ARG:CA	2.01	0.72
32:mI:151:GLY:CA	33:mI:201:CYC:CMD	2.68	0.72
31:lJ:91:TYR:HE2	31:lJ:129:TYR:CE1	2.03	0.72
3:fK:151:ALA:HB1	30:mK:20:THR:CG2	2.19	0.72
15:KD:10:LEU:CD1	15:KD:11:PRO:CD	2.68	0.72
15:KE:10:LEU:CD1	15:KE:11:PRO:CD	2.68	0.72
3:IG:90:ARG:O	3:IG:94:TYR:HD2	1.72	0.72
4:MG:33:THR:OG1	4:MG:36:LEU:CD1	2.32	0.72
28:EK:137:MET:CE	3:ZK:83:ARG:HH11	2.01	0.72
3:XK:83:ARG:NE	3:XK:87:TYR:CZ	2.57	0.72
4:YK:72:MET:HE2	4:YK:81:CYS:SG	2.29	0.72
8:C1:133:PHE:HE1	8:C1:150:TYR:HE2	1.36	0.72
13:i1:13:LEU:HD22	13:i1:13:LEU:C	2.14	0.72
31:f2:64:PRO:HD2	31:f2:65:TYR:N	2.03	0.72
1:B2:204:ARG:C	3:o4:77:MET:HE1	2.14	0.72
31:f3:126:PRO:HD2	31:f3:127:SER:N	2.00	0.72
32:i3:59:LEU:HD11	32:i3:130:GLY:HA3	1.69	0.72
3:w4:3:ILE:HD13	3:w4:25:ARG:HG3	1.69	0.72
32:e5:59:LEU:HD11	32:e5:130:GLY:HA3	1.69	0.72
31:l5:64:PRO:HD2	31:l5:65:TYR:N	2.04	0.72
31:d6:72:PRO:HD2	31:d6:73:ASN:N	1.98	0.72
31:b7:117:GLU:O	31:b7:121:THR:HG23	1.90	0.72
31:l7:91:TYR:HE2	31:l7:129:TYR:CE1	2.03	0.72
31:h8:42:LYS:HG2	32:i8:24:ILE:CD1	2.19	0.72
31:f9:1:MET:O	1:B9:26:ASP:OD2	2.06	0.72
32:kA:33:GLU:HG2	32:kA:36:LYS:HD2	1.72	0.72
32:mA:10:SER:O	32:mA:14:THR:HG23	1.88	0.72
31:lC:64:PRO:HD2	31:lC:65:TYR:N	2.04	0.72
15:kD:17:PHE:HE2	27:zD:9:LEU:HD23	1.53	0.72
8:cE:251:PHE:CE1	43:cE:515:BCR:C31	2.72	0.72
31:hH:64:PRO:HD2	31:hH:65:TYR:N	2.03	0.72
31:lH:117:GLU:O	31:lH:121:THR:HG23	1.90	0.72
31:fI:117:GLU:O	31:fI:121:THR:HG23	1.90	0.72
3:XB:61:LYS:NZ	1:B9:197:VAL:CB	2.53	0.72

Continued on next page...

Continued from previous page...

Atom-1	Atom-2	Interatomic distance (Å)	Clash overlap (Å)
8:CD:59:VAL:CB	15:KD:10:LEU:HD22	2.18	0.72
8:CD:131:SER:O	2:B4:134:ASP:HA	1.90	0.72
9:DD:335:PRO:HB2	10:ED:65:ILE:CD1	2.19	0.72
18:OD:168:THR:CA	18:oE:168:THR:HG21	2.06	0.72
13:IE:35:ARG:HG2	13:IE:35:ARG:HH11	1.52	0.72
29:QG:135:LYS:CD	29:QG:154:GLU:OE1	2.37	0.72
1:BJ:202:SER:C	1:BJ:203:VAL:HG13	2.13	0.72
8:C1:59:VAL:CB	15:K1:10:LEU:HD22	2.18	0.72
31:d2:117:GLU:O	31:d2:121:THR:HG23	1.90	0.72
31:h3:42:LYS:HG2	32:i3:24:ILE:CD1	2.19	0.72
31:h3:64:PRO:HD2	31:h3:65:TYR:N	2.03	0.72
32:k3:37:ARG:O	32:k3:41:VAL:HG23	1.88	0.72
2:C4:151:ASN:HD21	8:cE:125:GLU:H	1.36	0.72
33:j6:202:CYC:ND	32:k6:39:ASP:OD2	2.23	0.72
32:g7:73:ALA:CB	32:g7:79:MET:SD	2.78	0.72
31:h7:117:GLU:O	31:h7:121:THR:HG23	1.90	0.72
31:d8:64:PRO:HD2	31:d8:65:TYR:N	2.04	0.72
32:kA:59:LEU:HD11	32:kA:130:GLY:HA3	1.69	0.72
31:fC:64:PRO:HD2	31:fC:65:TYR:N	2.03	0.72
32:kC:33:GLU:HG2	32:kC:36:LYS:HD2	1.72	0.72
7:bD:75:TRP:NE1	7:bD:92:SER:OG	2.22	0.72
31:fH:126:PRO:HD2	31:fH:127:SER:N	2.00	0.72
31:bI:117:GLU:O	31:bI:121:THR:HG23	1.90	0.72
31:lJ:64:PRO:HD2	31:lJ:65:TYR:N	2.04	0.72
2:BB:84:PHE:HZ	2:BB:161:THR:N	1.86	0.72
10:EE:66:ILE:HD12	10:EE:76:ILE:HD11	1.72	0.72
4:YF:75:THR:CG2	3:ZF:111:GLY:C	2.63	0.72
3:AG:25:ARG:HH11	3:IG:25:ARG:HG3	1.44	0.72
28:BG:150:LYS:HG2	28:BG:150:LYS:O	1.87	0.72
3:IG:83:ARG:CZ	33:IG:201:CYC:CMA	2.68	0.72
1:BJ:209:GLN:HE21	1:BJ:209:GLN:C	1.96	0.72
28:BL:122:LEU:HD22	28:BL:122:LEU:N	2.03	0.72
15:K1:10:LEU:CD1	15:K1:11:PRO:CD	2.67	0.72
31:f3:149:GLU:O	31:f3:153:TYR:CD2	2.43	0.72
33:j3:202:CYC:ND	32:k3:39:ASP:OD2	2.23	0.72
31:l3:117:GLU:O	31:l3:121:THR:HG23	1.90	0.72
4:a4:49:ALA:O	4:a4:52:VAL:CG2	2.36	0.72
4:a4:53:LYS:HD3	3:V4:118:SER:O	1.87	0.72
31:h6:117:GLU:O	31:h6:121:THR:HG23	1.90	0.72
32:m7:151:GLY:CA	33:m7:201:CYC:CMD	2.67	0.72
32:c8:151:GLY:CA	33:c8:202:CYC:CMD	2.64	0.72

Continued on next page...

Continued from previous page...

Atom-1	Atom-2	Interatomic distance (Å)	Clash overlap (Å)
31:h9:117:GLU:O	31:h9:121:THR:HG23	1.90	0.72
31:fA:64:PRO:HD2	31:fA:65:TYR:N	2.03	0.72
31:lC:117:GLU:O	31:lC:121:THR:HG23	1.90	0.72
8:cD:262:SER:HG	36:cD:508:CLA:C1A	2.02	0.72
9:dD:98:GLN:HG3	10:eD:73:LYS:CE	2.19	0.72
17:mD:32:ARG:HB3	17:mD:32:ARG:CZ	2.18	0.72
43:cE:515:BCR:HC21	13:iE:24:LEU:CD1	2.19	0.72
9:dE:90:LEU:O	36:xE:101:CLA:HED1	1.88	0.72
9:dE:227:GLU:O	9:dE:227:GLU:HG2	1.88	0.72
31:dH:126:PRO:HD2	31:dH:127:SER:N	2.00	0.72
31:dJ:106:PRO:HD2	31:dJ:107:MET:N	1.96	0.72
31:hJ:117:GLU:O	31:hJ:121:THR:HG23	1.90	0.72
33:jJ:202:CYC:ND	32:kJ:39:ASP:OD2	2.22	0.72
10:ED:66:ILE:HD12	10:ED:76:ILE:HD11	1.72	0.72
4:MF:121:VAL:HG21	33:MF:201:CYC:C4D	2.19	0.72
3:IG:6:LYS:HE3	3:IG:102:THR:HG23	1.71	0.72
4:JG:67:ARG:NH1	29:QG:65:GLU:HG3	2.04	0.72
7:B1:235:GLU:OE1	7:B1:472:ARG:NH1	2.23	0.72
10:E1:66:ILE:HD12	10:E1:76:ILE:HD11	1.72	0.72
32:g2:59:LEU:HD11	32:g2:130:GLY:HA3	1.69	0.72
32:c3:73:ALA:CB	32:c3:79:MET:SD	2.78	0.72
31:j7:117:GLU:O	31:j7:121:THR:HG23	1.90	0.72
31:b8:117:GLU:O	31:b8:121:THR:HG23	1.90	0.72
33:j8:202:CYC:ND	32:k8:39:ASP:OD2	2.23	0.72
32:g9:73:ALA:CB	32:g9:79:MET:SD	2.78	0.72
32:i9:82:CYS:HG	33:i9:202:CYC:CAC	1.99	0.72
31:lA:117:GLU:O	31:lA:121:THR:HG23	1.90	0.72
32:cC:10:SER:O	32:cC:14:THR:HG23	1.88	0.72
32:eC:110:LEU:HD22	32:eC:170:ALA:CB	2.17	0.72
33:jC:202:CYC:ND	32:kC:39:ASP:OD2	2.23	0.72
32:mC:151:GLY:CA	33:mC:201:CYC:CMD	2.68	0.72
9:dD:55:VAL:HG23	9:dD:105:CYS:SG	2.29	0.72
11:fD:8:GLN:CG	11:fD:9:PRO:HD2	2.20	0.72
31:fH:117:GLU:O	31:fH:121:THR:HG23	1.90	0.72
31:jH:117:GLU:O	31:jH:121:THR:HG23	1.90	0.72
32:cI:73:ALA:CB	32:cI:79:MET:SD	2.78	0.72
31:jI:117:GLU:O	31:jI:121:THR:HG23	1.90	0.72
31:fJ:149:GLU:O	31:fJ:153:TYR:CD2	2.43	0.72
31:jJ:117:GLU:O	31:jJ:121:THR:HG23	1.90	0.72
28:BG:131:ARG:CB	4:JG:62:TYR:CD2	2.72	0.72
28:BG:135:PRO:HB3	29:QG:68:ARG:HH21	1.54	0.72

Continued on next page...

Continued from previous page...

Atom-1	Atom-2	Interatomic distance (Å)	Clash overlap (Å)
3:IL:104:ILE:CG2	3:IL:156:LEU:CD2	2.67	0.72
9:d1:107:LEU:HD12	9:d1:107:LEU:O	1.88	0.72
15:k1:39:GLN:C	15:k1:44:PHE:CD2	2.68	0.72
31:j2:64:PRO:HD2	31:j2:65:TYR:N	2.04	0.72
31:f3:117:GLU:O	31:f3:121:THR:HG23	1.90	0.72
32:c5:73:ALA:CB	32:c5:79:MET:SD	2.78	0.72
31:d6:64:PRO:HD2	31:d6:65:TYR:N	2.04	0.72
31:h6:42:LYS:HG2	32:i6:24:ILE:CD1	2.19	0.72
32:k7:33:GLU:HG2	32:k7:36:LYS:HD2	1.72	0.72
1:B9:205:ARG:CB	3:oB:76:GLU:CB	2.67	0.72
31:bC:117:GLU:O	31:bC:121:THR:HG23	1.90	0.72
31:hC:126:PRO:HD2	31:hC:127:SER:N	2.00	0.72
7:bD:73:GLN:HB3	7:bD:88:PRO:HG3	1.71	0.72
7:bE:75:TRP:NE1	7:bE:92:SER:OG	2.22	0.72
9:dE:230:ASN:HD21	9:dE:232:PHE:HB2	1.54	0.72
30:mF:109:LEU:CD2	30:mF:155:PHE:CE2	2.73	0.72
31:bI:106:PRO:HD2	31:bI:107:MET:N	1.96	0.72
32:cI:151:GLY:CA	33:cI:202:CYC:CMD	2.64	0.72
31:dI:64:PRO:HD2	31:dI:65:TYR:N	2.04	0.72
31:dI:117:GLU:O	31:dI:121:THR:HG23	1.90	0.72
2:BB:117:VAL:CG2	12:HD:18:TYR:HE2	2.03	0.72
8:CD:133:PHE:HE1	8:CD:150:TYR:HE2	1.35	0.72
13:ID:35:ARG:HH11	13:ID:35:ARG:HG2	1.52	0.72
15:KE:10:LEU:HD12	15:KE:11:PRO:N	2.05	0.72
3:IG:89:LEU:HD11	3:IG:133:MET:CE	2.19	0.72
1:BJ:222:LEU:HD22	1:BJ:222:LEU:N	2.04	0.72
28:EK:123:LEU:HD21	4:YK:134:LYS:CE	2.19	0.72
3:IL:99:GLY:O	3:IL:100:ASP:OD1	2.07	0.72
18:O1:56:GLY:HA2	18:oD:170:PHE:HZ	1.53	0.72
7:b1:73:GLN:HB3	7:b1:88:PRO:HG3	1.71	0.72
16:l1:12:VAL:CG2	17:m1:28:GLN:HE21	2.02	0.72
31:b3:117:GLU:O	31:b3:121:THR:HG23	1.90	0.72
31:j3:117:GLU:O	31:j3:121:THR:HG23	1.90	0.72
32:k3:33:GLU:HG2	32:k3:36:LYS:HD2	1.72	0.72
2:C4:255:GLN:HG3	2:C4:395:THR:HG23	1.69	0.72
1:B5:209:GLN:HE21	1:B5:209:GLN:C	1.96	0.72
1:B6:204:ARG:O	3:uB:77:MET:HE1	1.90	0.72
31:f7:117:GLU:O	31:f7:121:THR:HG23	1.90	0.72
1:B8:240:LEU:HD13	1:B8:240:LEU:N	2.05	0.72
33:c8:202:CYC:HAB1	31:h8:149:GLU:HG2	1.69	0.72
32:g9:65:GLN:H	1:B9:199:TRP:HH2	1.38	0.72

Continued on next page...

Continued from previous page...

Atom-1	Atom-2	Interatomic distance (Å)	Clash overlap (Å)
32:cA:73:ALA:CB	32:cA:79:MET:SD	2.78	0.72
4:aB:71:ASN:OD1	4:aB:121:VAL:CA	2.36	0.72
32:cC:73:ALA:CB	32:cC:79:MET:SD	2.78	0.72
31:fC:149:GLU:O	31:fC:153:TYR:CD2	2.43	0.72
7:bD:288:VAL:O	7:bD:292:ILE:N	2.20	0.72
15:kD:39:GLN:C	15:kD:44:PHE:CD2	2.68	0.72
42:aE:411:LHG:P	9:dE:231:THR:CG2	2.78	0.72
7:bE:73:GLN:HB3	7:bE:88:PRO:HG3	1.71	0.72
7:bE:80:LEU:HD22	7:bE:93:PHE:HZ	1.55	0.72
31:fH:149:GLU:O	31:fH:153:TYR:CD2	2.43	0.72
32:kJ:33:GLU:HG2	32:kJ:36:LYS:HD2	1.72	0.72
7:BD:73:GLN:CB	7:BD:88:PRO:HB2	2.19	0.71
7:BD:235:GLU:OE1	7:BD:472:ARG:NH1	2.23	0.71
15:KD:10:LEU:HD12	15:KD:11:PRO:N	2.05	0.71
28:EF:140:PHE:CG	3:ZF:83:ARG:CG	2.62	0.71
30:VG:109:LEU:CD2	30:VG:155:PHE:CE2	2.73	0.71
4:YK:75:THR:HG22	3:ZK:111:GLY:H	1.55	0.71
28:BL:119:THR:HA	4:ML:151:ILE:HD12	1.70	0.71
28:BL:150:LYS:O	28:BL:150:LYS:HG2	1.87	0.71
3:IL:29:PHE:CD2	3:IL:36:ARG:NH1	2.58	0.71
3:IL:90:ARG:O	3:IL:94:TYR:HD2	1.72	0.71
9:D1:55:VAL:HG21	9:D1:105:CYS:HG	1.52	0.71
42:a1:412:LHG:P	9:d1:231:THR:CG2	2.78	0.71
8:c1:256:GLU:O	8:c1:259:LEU:N	2.22	0.71
31:j3:72:PRO:HD2	31:j3:73:ASN:N	1.98	0.71
1:B5:187:TYR:CE1	32:c5:111:ASN:OD1	2.35	0.71
33:j5:202:CYC:ND	32:k5:39:ASP:OD2	2.23	0.71
1:B8:222:LEU:HD22	1:B8:222:LEU:N	2.04	0.71
31:h8:106:PRO:HD2	31:h8:107:MET:N	1.96	0.71
32:k8:33:GLU:HG2	32:k8:36:LYS:HD2	1.72	0.71
31:b9:117:GLU:O	31:b9:121:THR:HG23	1.90	0.71
31:f9:149:GLU:O	31:f9:153:TYR:CD2	2.43	0.71
8:cD:191:LEU:CD1	40:cD:501:LMT:C5	2.61	0.71
31:hI:117:GLU:O	31:hI:121:THR:HG23	1.90	0.71
31:hJ:42:LYS:HG2	32:iJ:24:ILE:CD1	2.19	0.71
4:hK:77:ARG:CB	33:hK:201:CYC:HMD1	2.20	0.71
1:BA:21:TYR:CZ	31:fA:117:GLU:OE1	2.34	0.71
1:BC:204:ARG:O	3:q4:77:MET:HE2	1.90	0.71
1:BC:224:MET:HE2	1:BC:224:MET:C	2.14	0.71
3:XF:83:ARG:HD3	3:XF:83:ARG:C	2.15	0.71
3:IG:54:ALA:O	3:IG:58:LEU:CG	2.36	0.71

Continued on next page...

Continued from previous page...

Atom-1	Atom-2	Interatomic distance (Å)	Clash overlap (Å)
1:BI:196:GLN:CG	32:gI:121:GLY:CA	2.64	0.71
28:EK:128:ALA:HB2	4:YK:58:LYS:CG	2.20	0.71
4:IK:63:SER:O	4:IK:65:ILE:N	2.23	0.71
28:BL:122:LEU:HD13	28:BL:122:LEU:N	2.04	0.71
33:j2:202:CYC:ND	32:k2:39:ASP:OD2	2.23	0.71
31:l2:149:GLU:O	31:l2:153:TYR:CD2	2.44	0.71
4:x4:73:TYR:CD2	4:x4:74:THR:CG2	2.70	0.71
1:B5:240:LEU:N	1:B5:240:LEU:HD13	2.05	0.71
31:b6:117:GLU:O	31:b6:121:THR:HG23	1.90	0.71
31:f6:149:GLU:O	31:f6:153:TYR:CD2	2.43	0.71
31:f7:149:GLU:O	31:f7:153:TYR:CD2	2.43	0.71
31:l7:149:GLU:O	31:l7:153:TYR:CD2	2.44	0.71
1:B8:202:SER:C	1:B8:203:VAL:HG13	2.13	0.71
32:g8:73:ALA:CB	32:g8:79:MET:SD	2.78	0.71
31:h8:64:PRO:HD2	31:h8:65:TYR:N	2.03	0.71
31:j8:106:PRO:HD2	31:j8:107:MET:N	1.96	0.71
31:j8:126:PRO:HD2	31:j8:127:SER:N	2.00	0.71
31:b9:84:CYS:CA	33:b9:201:CYC:HAC1	2.21	0.71
31:f9:117:GLU:O	31:f9:121:THR:HG23	1.90	0.71
31:j9:117:GLU:O	31:j9:121:THR:HG23	1.90	0.71
31:l9:117:GLU:O	31:l9:121:THR:HG23	1.90	0.71
31:hA:64:PRO:HD2	31:hA:65:TYR:N	2.03	0.71
31:jA:117:GLU:O	31:jA:121:THR:HG23	1.90	0.71
31:lA:64:PRO:HD2	31:lA:65:TYR:N	2.04	0.71
31:hC:117:GLU:O	31:hC:121:THR:HG23	1.90	0.71
11:fD:8:GLN:NE2	11:fD:9:PRO:CD	2.53	0.71
29:gF:153:LEU:C	29:gF:153:LEU:HD12	2.14	0.71
32:kI:33:GLU:HG2	32:kI:36:LYS:HD2	1.72	0.71
31:bJ:117:GLU:O	31:bJ:121:THR:HG23	1.90	0.71
8:CE:59:VAL:CB	15:KE:10:LEU:HD22	2.18	0.71
3:NL:68:PRO:HD3	1:B5:194:PHE:CE1	2.20	0.71
8:c1:251:PHE:O	8:c1:252:ILE:C	2.29	0.71
32:i2:59:LEU:HD11	32:i2:130:GLY:HA3	1.69	0.71
32:g3:73:ALA:CB	32:g3:79:MET:SD	2.78	0.71
4:a4:62:TYR:HH	3:V4:80:THR:HG1	1.39	0.71
2:C4:151:ASN:HD22	8:cE:125:GLU:CG	1.99	0.71
31:b5:64:PRO:HD2	31:b5:65:TYR:N	2.04	0.71
31:h5:117:GLU:O	31:h5:121:THR:HG23	1.90	0.71
31:f6:117:GLU:O	31:f6:121:THR:HG23	1.90	0.71
32:m6:151:GLY:CA	33:m6:201:CYC:CMD	2.68	0.71
31:l7:84:CYS:CA	33:l7:201:CYC:HAC1	2.21	0.71

Continued on next page...

Continued from previous page...

Atom-1	Atom-2	Interatomic distance (Å)	Clash overlap (Å)
31:f8:117:GLU:O	31:f8:121:THR:HG23	1.90	0.71
32:m8:155:ALA:O	32:m8:158:SER:OG	2.05	0.71
31:b9:64:PRO:HD2	31:b9:65:TYR:N	2.04	0.71
32:m9:151:GLY:CA	33:m9:201:CYC:CMD	2.67	0.71
31:bA:126:PRO:HD2	31:bA:127:SER:N	2.00	0.71
31:dA:117:GLU:O	31:dA:121:THR:HG23	1.90	0.71
32:gA:73:ALA:CB	32:gA:79:MET:SD	2.78	0.71
31:bC:64:PRO:HD2	31:bC:65:TYR:N	2.04	0.71
9:dE:98:GLN:HG3	10:eE:73:LYS:CE	2.19	0.71
15:kE:39:GLN:C	15:kE:44:PHE:CD2	2.68	0.71
17:mE:32:ARG:HB3	17:mE:32:ARG:CZ	2.18	0.71
3:fF:151:ALA:HB1	30:mF:20:THR:CG2	2.19	0.71
31:dH:64:PRO:HD2	31:dH:65:TYR:N	2.04	0.71
31:dH:117:GLU:O	31:dH:121:THR:HG23	1.90	0.71
32:mJ:151:GLY:CA	33:mJ:201:CYC:CMD	2.68	0.71
3:XB:60:GLN:HG2	1:B9:197:VAL:CB	2.19	0.71
1:BC:200:GLN:HE22	1:BC:202:SER:N	1.86	0.71
24:VD:159:LYS:HA	24:VD:159:LYS:CE	2.10	0.71
1:BJ:212:GLN:CB	1:BJ:213:PRO:CD	2.68	0.71
28:BL:131:ARG:CB	4:JL:62:TYR:CD2	2.72	0.71
32:c2:73:ALA:CB	32:c2:79:MET:SD	2.78	0.71
31:f2:149:GLU:O	31:f2:153:TYR:CD2	2.43	0.71
31:h2:64:PRO:HD2	31:h2:65:TYR:N	2.03	0.71
31:h2:84:CYS:CA	33:h2:201:CYC:HAC1	2.20	0.71
1:B5:222:LEU:HD13	1:B5:222:LEU:N	2.04	0.71
31:b5:117:GLU:O	31:b5:121:THR:HG23	1.90	0.71
31:l5:117:GLU:O	31:l5:121:THR:HG23	1.90	0.71
31:b6:84:CYS:CA	33:b6:201:CYC:HAC1	2.21	0.71
31:b7:84:CYS:CA	33:b7:201:CYC:HAC1	2.21	0.71
32:c8:73:ALA:CB	32:c8:79:MET:SD	2.78	0.71
31:f8:149:GLU:O	31:f8:153:TYR:CD2	2.43	0.71
31:j8:117:GLU:O	31:j8:121:THR:HG23	1.90	0.71
31:fA:117:GLU:O	31:fA:121:THR:HG23	1.90	0.71
42:aD:411:LHG:P	9:dD:231:THR:CG2	2.78	0.71
7:bD:80:LEU:HD22	7:bD:93:PHE:HZ	1.55	0.71
33:jI:202:CYC:ND	32:kI:39:ASP:OD2	2.23	0.71
4:YF:108:VAL:HG23	33:YF:201:CYC:HAB1	1.72	0.71
1:BJ:240:LEU:HD13	1:BJ:240:LEU:N	2.05	0.71
28:BL:135:PRO:HB3	29:QL:68:ARG:HH21	1.54	0.71
30:VL:16:ARG:CG	30:VL:16:ARG:HH11	2.04	0.71
9:D1:85:LEU:HG	10:E1:69:ARG:CB	2.19	0.71

Continued on next page...

Continued from previous page...

Atom-1	Atom-2	Interatomic distance (Å)	Clash overlap (Å)
31:b2:84:CYS:CA	33:b2:201:CYC:HAC1	2.21	0.71
31:f2:117:GLU:O	31:f2:121:THR:HG23	1.90	0.71
31:l2:117:GLU:O	31:l2:121:THR:HG23	1.90	0.71
31:d3:117:GLU:O	31:d3:121:THR:HG23	1.90	0.71
1:B5:212:GLN:CB	1:B5:213:PRO:CD	2.68	0.71
1:B5:222:LEU:HD22	1:B5:222:LEU:N	2.05	0.71
31:h5:42:LYS:HG2	32:i5:24:ILE:CD1	2.19	0.71
31:d6:84:CYS:CA	33:d6:201:CYC:HAC1	2.21	0.71
31:l6:117:GLU:O	31:l6:121:THR:HG23	1.90	0.71
31:l6:149:GLU:O	31:l6:153:TYR:CD2	2.44	0.71
31:d7:117:GLU:O	31:d7:121:THR:HG23	1.90	0.71
31:l8:84:CYS:CA	33:l8:201:CYC:HAC1	2.21	0.71
31:l8:117:GLU:O	31:l8:121:THR:HG23	1.90	0.71
31:h9:42:LYS:HG2	32:i9:24:ILE:CD1	2.19	0.71
31:fA:149:GLU:O	31:fA:153:TYR:CD2	2.43	0.71
31:dC:117:GLU:O	31:dC:121:THR:HG23	1.90	0.71
31:hC:84:CYS:CA	33:hC:201:CYC:HAC1	2.21	0.71
18:oE:55:ARG:HG3	18:oE:167:SER:OG	1.90	0.71
32:mH:151:GLY:CA	33:mH:201:CYC:CMD	2.68	0.71
31:jJ:84:CYS:CA	33:jJ:201:CYC:HAC1	2.21	0.71
3:IG:99:GLY:O	3:IG:100:ASP:OD1	2.07	0.71
30:VG:16:ARG:CG	30:VG:16:ARG:HH11	2.04	0.71
1:BH:222:LEU:HD22	1:BH:222:LEU:N	2.04	0.71
1:BH:240:LEU:HD13	1:BH:240:LEU:N	2.05	0.71
28:EK:113:GLU:H	28:EK:113:GLU:CD	1.96	0.71
29:QL:65:GLU:OE1	29:QL:65:GLU:HA	1.88	0.71
15:K1:10:LEU:HD12	15:K1:11:PRO:N	2.05	0.71
31:b2:117:GLU:O	31:b2:121:THR:HG23	1.90	0.71
31:f2:106:PRO:HD2	31:f2:107:MET:N	1.96	0.71
31:j2:126:PRO:HD2	31:j2:127:SER:N	2.00	0.71
31:b3:84:CYS:CA	33:b3:201:CYC:HAC1	2.21	0.71
31:h3:84:CYS:CA	33:h3:201:CYC:HAC1	2.21	0.71
31:d5:64:PRO:HD2	31:d5:65:TYR:N	2.04	0.71
32:m5:151:GLY:CA	33:m5:201:CYC:CMD	2.68	0.71
33:c6:202:CYC:CAB	31:h6:149:GLU:HG2	2.21	0.71
31:f6:117:GLU:OE1	1:B6:21:TYR:CE2	2.44	0.71
32:m6:151:GLY:N	33:m6:201:CYC:HMD2	2.06	0.71
31:d7:84:CYS:CA	33:d7:201:CYC:HAC1	2.21	0.71
31:d8:117:GLU:O	31:d8:121:THR:HG23	1.90	0.71
31:l9:149:GLU:O	31:l9:153:TYR:CD2	2.44	0.71
31:hA:117:GLU:O	31:hA:121:THR:HG23	1.90	0.71

Continued on next page...

Continued from previous page...

Atom-1	Atom-2	Interatomic distance (Å)	Clash overlap (Å)
32:mA:151:GLY:N	33:mA:201:CYC:HMD2	2.06	0.71
31:fC:117:GLU:O	31:fC:121:THR:HG23	1.90	0.71
13:iD:13:LEU:HD22	13:iD:13:LEU:C	2.14	0.71
9:dE:55:VAL:HG23	9:dE:105:CYS:SG	2.29	0.71
32:cH:151:GLY:CA	33:cH:202:CYC:CMD	2.64	0.71
31:lI:117:GLU:O	31:lI:121:THR:HG23	1.90	0.71
2:CB:48:SER:HB3	28:EK:110:LYS:HG3	1.69	0.71
14:JE:6:LYS:HB2	14:JE:6:LYS:NZ	2.06	0.71
3:JF:52:LYS:HZ1	1:BH:228:VAL:CA	2.02	0.71
28:EK:119:THR:O	4:hK:151:ILE:HD13	1.90	0.71
4:YK:108:VAL:HG23	33:YK:201:CYC:HAB1	1.71	0.71
3:IL:54:ALA:O	3:IL:58:LEU:CG	2.36	0.71
3:IL:77:MET:CE	33:IL:201:CYC:CAD	2.67	0.71
7:B1:243:ALA:HB2	7:B1:466:HIS:ND1	2.06	0.71
8:c1:257:ALA:HA	8:c1:260:SER:HB3	1.72	0.71
32:m2:151:GLY:CA	33:m2:201:CYC:CMD	2.68	0.71
2:B4:731:VAL:CB	33:B4:1001:CYC:O1D	2.38	0.71
32:g5:144:ASP:OD1	31:f6:61:ASN:OD1	2.08	0.71
31:d6:117:GLU:O	31:d6:121:THR:HG23	1.90	0.71
32:e6:73:ALA:CB	32:e6:79:MET:SD	2.79	0.71
31:h6:84:CYS:HG	33:h6:201:CYC:HAC2	0.66	0.71
31:j6:84:CYS:CA	33:j6:201:CYC:HAC1	2.21	0.71
32:g7:70:GLY:HA2	1:B7:194:PHE:HD1	1.54	0.71
1:B8:199:TRP:HD1	1:B8:200:GLN:HG3	1.55	0.71
1:B8:212:GLN:CB	1:B8:213:PRO:CD	2.68	0.71
33:c8:202:CYC:CAB	31:h8:149:GLU:HG2	2.21	0.71
32:e8:73:ALA:CB	32:e8:79:MET:SD	2.79	0.71
33:cA:202:CYC:CAB	31:hA:149:GLU:HG2	2.21	0.71
31:lA:149:GLU:O	31:lA:153:TYR:CD2	2.44	0.71
32:mA:151:GLY:CA	33:mA:201:CYC:CMD	2.68	0.71
31:lH:84:CYS:CA	33:lH:201:CYC:HAC1	2.21	0.71
32:eI:73:ALA:CB	32:eI:79:MET:SD	2.79	0.71
31:dJ:117:GLU:O	31:dJ:121:THR:HG23	1.90	0.71
31:fJ:117:GLU:O	31:fJ:121:THR:HG23	1.90	0.71
9:DD:85:LEU:HG	10:ED:69:ARG:CB	2.19	0.71
1:BJ:236:THR:CB	3:4G:83:ARG:HD3	2.20	0.71
3:IL:83:ARG:C	3:IL:87:TYR:CD2	2.69	0.71
31:b2:126:PRO:HD2	31:b2:127:SER:N	2.00	0.71
31:h2:42:LYS:HG2	32:i2:24:ILE:CD1	2.19	0.71
31:j2:117:GLU:O	31:j2:121:THR:HG23	1.90	0.71
31:l3:84:CYS:CA	33:l3:201:CYC:HAC1	2.21	0.71

Continued on next page...

Continued from previous page...

Atom-1	Atom-2	Interatomic distance (Å)	Clash overlap (Å)
31:j5:72:PRO:HD2	31:j5:73:ASN:N	1.98	0.71
31:j5:117:GLU:O	31:j5:121:THR:HG23	1.90	0.71
31:b7:64:PRO:HD2	31:b7:65:TYR:N	2.04	0.71
31:f7:64:PRO:HD2	31:f7:65:TYR:N	2.04	0.71
31:f7:117:GLU:OE1	1:B7:21:TYR:CE2	2.43	0.71
31:j9:84:CYS:CA	33:j9:201:CYC:HAC1	2.21	0.71
31:dA:84:CYS:CA	33:dA:201:CYC:HAC1	2.21	0.71
31:hA:42:LYS:HG2	32:iA:24:ILE:CD1	2.19	0.71
4:aB:64:ASP:O	4:aB:66:THR:N	2.23	0.71
31:jC:117:GLU:O	31:jC:121:THR:HG23	1.90	0.71
33:cH:202:CYC:CAB	31:hH:149:GLU:HG2	2.21	0.71
31:lH:149:GLU:O	31:lH:153:TYR:CD2	2.44	0.71
31:bJ:64:PRO:HD2	31:bJ:65:TYR:N	2.04	0.71
31:dJ:64:PRO:HD2	31:dJ:65:TYR:N	2.04	0.71
31:lJ:117:GLU:O	31:lJ:121:THR:HG23	1.90	0.71
32:mJ:151:GLY:N	33:mJ:201:CYC:HMD2	2.06	0.71
1:BA:21:TYR:CE2	31:fA:117:GLU:OE1	2.43	0.71
2:BB:765:GLU:OE1	2:BB:823:LYS:NZ	2.24	0.71
6:AD:210:LEU:CD1	45:DD:401:PHO:C2D	2.61	0.71
7:BD:242:ILE:HD11	7:BD:465:GLY:C	2.16	0.71
6:AE:301:ASN:OD1	8:CE:394:VAL:CG2	2.38	0.71
7:BE:235:GLU:OE1	7:BE:472:ARG:NH1	2.23	0.71
28:EF:119:THR:O	4:hF:151:ILE:HD13	1.90	0.71
4:MF:15:GLN:HG3	4:7L:17:LYS:HZ1	1.56	0.71
1:BH:199:TRP:HD1	1:BH:200:GLN:HG3	1.55	0.71
1:BI:104:TYR:OH	32:cI:116:THR:CG2	2.37	0.71
1:BI:209:GLN:HE21	4:z4:58:LYS:HZ3	1.36	0.71
1:BI:239:ALA:CB	4:a4:62:TYR:HD2	2.04	0.71
3:JK:102:THR:HG23	3:JK:106:GLU:OE1	1.91	0.71
8:c1:265:ALA:HB2	36:c1:502:CLA:H141	1.68	0.71
31:b2:64:PRO:HD2	31:b2:65:TYR:N	2.04	0.71
31:l2:57:GLN:HB3	31:bH:70:GLN:HE21	1.53	0.71
32:e3:73:ALA:CB	32:e3:79:MET:SD	2.79	0.71
32:m3:151:GLY:N	33:m3:201:CYC:HMD2	2.06	0.71
4:a4:71:ASN:OD1	4:a4:121:VAL:CA	2.36	0.71
2:C4:74:ARG:CA	27:zE:30:PRO:CG	2.68	0.71
31:f5:149:GLU:O	31:f5:153:TYR:CD2	2.43	0.71
32:c6:73:ALA:CB	32:c6:79:MET:SD	2.78	0.71
32:e7:120:LEU:CA	1:B7:170:ARG:NH2	2.48	0.71
1:B8:222:LEU:N	1:B8:222:LEU:HD13	2.05	0.71
31:h9:84:CYS:CA	33:h9:201:CYC:HAC1	2.21	0.71

Continued on next page...

Continued from previous page...

Atom-1	Atom-2	Interatomic distance (Å)	Clash overlap (Å)
31:bA:84:CYS:CA	33:bA:201:CYC:HAC1	2.21	0.71
31:dA:64:PRO:HD2	31:dA:65:TYR:N	2.04	0.71
31:fA:126:PRO:HD2	31:fA:127:SER:N	2.00	0.71
31:jC:64:PRO:HD2	31:jC:65:TYR:N	2.04	0.71
31:lC:84:CYS:CA	33:lC:201:CYC:HAC1	2.21	0.71
10:eD:67:THR:H	10:eD:75:GLN:NE2	1.89	0.71
26:yE:72:LEU:CD2	39:yE:101:LMG:C14	2.66	0.71
31:hH:117:GLU:O	31:hH:121:THR:HG23	1.90	0.71
31:lI:149:GLU:O	31:lI:153:TYR:CD2	2.44	0.71
31:lJ:149:GLU:O	31:lJ:153:TYR:CD2	2.44	0.71
5:8L:57:THR:HG22	5:8L:58:GLY:N	2.01	0.71
2:BB:732:ASN:O	2:BB:734:ARG:N	2.24	0.71
2:CB:48:SER:CB	28:EK:110:LYS:CG	2.68	0.71
6:AD:301:ASN:OD1	8:CD:394:VAL:CG2	2.38	0.71
7:BD:243:ALA:HB2	7:BD:466:HIS:ND1	2.06	0.71
9:DE:85:LEU:HG	10:EE:69:ARG:CB	2.19	0.71
1:BI:21:TYR:CE2	31:fI:117:GLU:OE1	2.44	0.71
4:YK:76:ARG:NH1	3:ZK:106:GLU:CB	2.48	0.71
3:IL:68:PRO:C	3:IL:73:TYR:OH	2.23	0.71
10:e1:67:THR:H	10:e1:75:GLN:NE2	1.89	0.71
31:h2:117:GLU:O	31:h2:121:THR:HG23	1.90	0.71
31:j2:84:CYS:CA	33:j2:201:CYC:HAC1	2.21	0.71
1:B2:238:VAL:CG1	3:O4:79:ALA:C	2.63	0.71
31:f3:64:PRO:HD2	31:f3:65:TYR:N	2.03	0.71
31:h3:117:GLU:O	31:h3:121:THR:HG23	1.90	0.71
2:C4:70:ARG:CZ	27:zE:35:GLN:NE2	2.54	0.71
31:h6:84:CYS:CA	33:h6:201:CYC:HAC1	2.21	0.71
31:l7:117:GLU:O	31:l7:121:THR:HG23	1.90	0.71
31:h8:84:CYS:CA	33:h8:201:CYC:HAC1	2.21	0.71
31:l8:149:GLU:O	31:l8:153:TYR:CD2	2.44	0.71
31:lA:84:CYS:CA	33:lA:201:CYC:HAC1	2.21	0.71
31:jC:84:CYS:CA	33:jC:201:CYC:HAC1	2.21	0.71
10:eE:67:THR:H	10:eE:75:GLN:NE2	1.89	0.71
33:cI:202:CYC:CAB	31:hI:149:GLU:HG2	2.21	0.71
31:bJ:84:CYS:CA	33:bJ:201:CYC:HAC1	2.21	0.71
29:gK:142:VAL:HG12	29:gK:149:VAL:HG23	1.73	0.71
1:BC:21:TYR:CE2	31:fC:117:GLU:OE1	2.43	0.70
8:CD:191:LEU:C	40:CD:521:LMT:H21	2.16	0.70
1:BH:212:GLN:CB	1:BH:213:PRO:CD	2.68	0.70
28:EK:113:GLU:N	4:hK:35:GLU:CD	2.49	0.70
6:A1:301:ASN:OD1	8:C1:394:VAL:CG2	2.38	0.70

Continued on next page...

Continued from previous page...

Atom-1	Atom-2	Interatomic distance (Å)	Clash overlap (Å)
10:e1:67:THR:N	10:e1:75:GLN:HE22	1.89	0.70
31:d2:64:PRO:HD2	31:d2:65:TYR:N	2.04	0.70
31:d2:72:PRO:HD2	31:d2:73:ASN:N	1.98	0.70
31:d3:84:CYS:CA	33:d3:201:CYC:HAC1	2.21	0.70
31:f3:117:GLU:OE1	1:B3:21:TYR:CE2	2.43	0.70
32:g5:73:ALA:CB	32:g5:79:MET:SD	2.78	0.70
31:j5:84:CYS:CA	33:j5:201:CYC:HAC1	2.21	0.70
32:m5:151:GLY:N	33:m5:201:CYC:HMD2	2.06	0.70
31:h6:64:PRO:HD2	31:h6:65:TYR:N	2.03	0.70
1:B7:227:GLN:OE1	32:c9:15:ARG:CG	2.39	0.70
32:e9:73:ALA:CB	32:e9:79:MET:SD	2.79	0.70
32:eA:73:ALA:CB	32:eA:79:MET:SD	2.79	0.70
33:cC:202:CYC:CAB	31:hC:149:GLU:HG2	2.21	0.70
8:cD:13:ARG:HG2	8:cD:13:ARG:NH1	2.01	0.70
8:cD:259:LEU:HD13	36:cD:510:CLA:C2D	2.21	0.70
9:dD:227:GLU:N	30:mK:60:LYS:CE	2.51	0.70
10:eD:67:THR:N	10:eD:75:GLN:HE22	1.89	0.70
31:bH:117:GLU:O	31:bH:121:THR:HG23	1.90	0.70
32:cH:73:ALA:CB	32:cH:79:MET:SD	2.78	0.70
7:BE:242:ILE:HD11	7:BE:465:GLY:C	2.16	0.70
3:IG:104:ILE:CG2	3:IG:156:LEU:CD2	2.67	0.70
7:B1:242:ILE:HD11	7:B1:465:GLY:C	2.15	0.70
33:c2:202:CYC:CAB	31:h2:149:GLU:HG2	2.21	0.70
1:B3:215:ALA:HB1	3:o4:79:ALA:HB2	1.67	0.70
31:l5:149:GLU:O	31:l5:153:TYR:CD2	2.44	0.70
31:j6:117:GLU:O	31:j6:121:THR:HG23	1.90	0.70
32:k6:33:GLU:HG2	32:k6:36:LYS:HD2	1.72	0.70
33:c7:202:CYC:CAB	31:h7:149:GLU:HG2	2.21	0.70
32:e7:73:ALA:CB	32:e7:79:MET:SD	2.79	0.70
8:cD:191:LEU:HD13	40:cD:501:LMT:H22	1.73	0.70
26:yD:72:LEU:CD2	39:yD:101:LMG:C14	2.66	0.70
45:dE:402:PHO:H72	36:dE:405:CLA:H203	1.73	0.70
31:hH:84:CYS:CA	33:hH:201:CYC:HAC1	2.21	0.70
31:lH:91:TYR:CE2	31:lH:129:TYR:HE1	2.05	0.70
31:fI:149:GLU:O	31:fI:153:TYR:CD2	2.43	0.70
32:cJ:73:ALA:CB	32:cJ:79:MET:SD	2.78	0.70
8:CD:129:GLU:OE2	8:CD:129:GLU:N	2.24	0.70
18:OD:228:ILE:O	18:oE:55:ARG:CZ	2.40	0.70
8:CE:129:GLU:OE2	8:CE:129:GLU:N	2.24	0.70
12:HE:21:VAL:HG12	2:B4:123:GLY:N	2.06	0.70
4:YF:74:THR:OG1	4:YF:77:ARG:CD	2.39	0.70

Continued on next page...

Continued from previous page...

Atom-1	Atom-2	Interatomic distance (Å)	Clash overlap (Å)
4:YK:74:THR:OG1	4:YK:77:ARG:CD	2.39	0.70
3:IL:6:LYS:HE3	3:IL:102:THR:HG23	1.71	0.70
8:C1:397:ILE:HD12	8:C1:397:ILE:N	2.02	0.70
7:b1:80:LEU:HD22	7:b1:93:PHE:HZ	1.55	0.70
31:d2:84:CYS:CA	33:d2:201:CYC:HAC1	2.21	0.70
31:l2:84:CYS:CA	33:l2:201:CYC:HAC1	2.21	0.70
31:b3:64:PRO:HD2	31:b3:65:TYR:N	2.04	0.70
31:j3:84:CYS:CA	33:j3:201:CYC:HAC1	2.21	0.70
31:l3:64:PRO:HD2	31:l3:65:TYR:N	2.04	0.70
4:v4:71:ASN:ND2	4:v4:121:VAL:HG22	2.07	0.70
32:k5:33:GLU:HG2	32:k5:36:LYS:HD2	1.72	0.70
33:c9:202:CYC:HMB3	31:h9:148:VAL:HG11	1.73	0.70
31:d9:117:GLU:O	31:d9:121:THR:HG23	1.90	0.70
31:bA:117:GLU:O	31:bA:121:THR:HG23	1.90	0.70
4:vB:71:ASN:ND2	4:vB:121:VAL:HG22	2.07	0.70
10:eE:67:THR:N	10:eE:75:GLN:HE22	1.89	0.70
31:hI:42:LYS:HG2	32:iI:24:ILE:CD1	2.19	0.70
33:cJ:202:CYC:HMB3	31:hJ:148:VAL:HG11	1.73	0.70
30:mK:109:LEU:CD2	30:mK:155:PHE:CE2	2.73	0.70
14:JD:6:LYS:HB2	14:JD:6:LYS:NZ	2.06	0.70
7:BE:496:GLN:HE21	7:BE:496:GLN:CA	2.05	0.70
28:EF:113:GLU:N	4:hF:35:GLU:CD	2.49	0.70
28:EF:127:THR:C	28:EF:129:ASN:HB3	2.15	0.70
4:YF:75:THR:HG22	3:ZF:111:GLY:H	1.55	0.70
28:BL:130:ARG:HG3	28:BL:130:ARG:NH2	2.00	0.70
3:IL:24:ASP:O	3:IL:28:SER:OG	2.09	0.70
3:TL:109:VAL:O	3:TL:109:VAL:HG12	1.91	0.70
8:C1:129:GLU:N	8:C1:129:GLU:OE2	2.24	0.70
36:a1:407:CLA:CHB	13:i1:12:VAL:HG21	2.21	0.70
31:f2:117:GLU:OE1	1:B2:21:TYR:CE2	2.44	0.70
32:m2:151:GLY:N	33:m2:201:CYC:HMD2	2.06	0.70
32:c3:151:GLY:CA	33:c3:202:CYC:CMD	2.64	0.70
33:c3:202:CYC:CAB	31:h3:149:GLU:HG2	2.21	0.70
31:l3:149:GLU:O	31:l3:153:TYR:CD2	2.44	0.70
2:B4:732:ASN:O	2:B4:734:ARG:N	2.24	0.70
31:f5:117:GLU:O	31:f5:121:THR:HG23	1.90	0.70
31:d7:126:PRO:HD2	31:d7:127:SER:N	2.00	0.70
32:m7:151:GLY:N	33:m7:201:CYC:HMD2	2.06	0.70
31:f9:117:GLU:OE1	1:B9:21:TYR:CE2	2.44	0.70
32:m9:151:GLY:N	33:m9:201:CYC:HMD2	2.06	0.70
8:cD:193:PRO:HA	8:cD:196:ILE:HG23	1.72	0.70

Continued on next page...

Continued from previous page...

Atom-1	Atom-2	Interatomic distance (Å)	Clash overlap (Å)
9:dE:80:THR:HG23	9:dE:111:TRP:HE1	1.54	0.70
39:dE:411:LMG:O6	11:fE:40:GLN:CD	2.34	0.70
31:jH:72:PRO:HD2	31:jH:73:ASN:N	1.98	0.70
33:cI:202:CYC:HMB3	31:hI:148:VAL:HG11	1.73	0.70
2:BB:44:ALA:HB1	28:BL:109:SER:OG	1.92	0.70
2:CB:77:THR:O	27:zD:33:TRP:HZ3	1.73	0.70
2:CB:155:TYR:CA	8:cD:10:LEU:HD21	2.15	0.70
6:AE:210:LEU:CD1	45:DE:401:PHO:C2D	2.69	0.70
7:BE:243:ALA:HB2	7:BE:466:HIS:ND1	2.06	0.70
28:BG:122:LEU:HD13	28:BG:122:LEU:N	2.04	0.70
1:BJ:199:TRP:HD1	1:BJ:200:GLN:HG3	1.55	0.70
28:BL:108:MET:N	28:BL:108:MET:SD	2.65	0.70
14:J1:6:LYS:HB2	14:J1:6:LYS:NZ	2.06	0.70
33:c5:202:CYC:CAB	31:h5:149:GLU:HG2	2.21	0.70
32:e5:73:ALA:CB	32:e5:79:MET:SD	2.79	0.70
31:l5:84:CYS:CA	33:l5:201:CYC:HAC1	2.21	0.70
31:j7:84:CYS:CA	33:j7:201:CYC:HAC1	2.21	0.70
1:B7:218:PRO:CG	3:oB:75:GLU:OE2	2.34	0.70
31:l9:84:CYS:CA	33:l9:201:CYC:HAC1	2.21	0.70
32:mC:151:GLY:N	33:mC:201:CYC:HMD2	2.06	0.70
7:bE:490:VAL:O	7:bE:492:TRP:CE3	2.44	0.70
29:gF:155:GLN:HB3	29:gF:156:PRO:CD	2.17	0.70
4:hK:91:TYR:HE2	33:hK:201:CYC:CBB	2.00	0.70
1:BA:204:ARG:O	3:qB:77:MET:HE2	1.90	0.70
2:BB:117:VAL:HG21	12:HD:18:TYR:CE2	2.27	0.70
7:BD:496:GLN:HE21	7:BD:496:GLN:CA	2.05	0.70
8:CD:191:LEU:O	40:CD:521:LMT:C2	2.40	0.70
8:CD:397:ILE:HD12	8:CD:397:ILE:N	2.02	0.70
28:EF:110:LYS:HG3	2:C4:48:SER:HB3	1.70	0.70
28:EF:128:ALA:HB2	4:YF:58:LYS:CG	2.21	0.70
28:EF:136:ASN:ND2	29:gF:65:GLU:CD	2.49	0.70
4:MF:17:LYS:HZ3	4:7L:15:GLN:NE2	1.89	0.70
4:MF:112:LEU:CD1	33:MF:201:CYC:HMB2	2.22	0.70
1:BI:184:TYR:CD2	1:BI:188:HIS:NE2	2.59	0.70
1:BI:195:PRO:CA	32:gI:121:GLY:O	2.40	0.70
9:d1:111:TRP:O	9:d1:112:ALA:C	2.26	0.70
32:k2:33:GLU:HG2	32:k2:36:LYS:HD2	1.72	0.70
3:o4:83:ARG:HD3	3:o4:84:ASP:H	0.59	0.70
4:x4:154:ASP:C	2:C4:721:LEU:HD11	2.16	0.70
1:B5:230:ARG:HE	1:B5:233:ASN:HB2	1.56	0.70
31:b5:84:CYS:CA	33:b5:201:CYC:HAC1	2.21	0.70

Continued on next page...

Continued from previous page...

Atom-1	Atom-2	Interatomic distance (Å)	Clash overlap (Å)
31:l6:84:CYS:CA	33:l6:201:CYC:HAC1	2.21	0.70
32:c7:73:ALA:CB	32:c7:79:MET:SD	2.78	0.70
33:c7:202:CYC:HMB3	31:h7:148:VAL:HG11	1.74	0.70
1:B7:236:THR:HG21	32:c9:166:ARG:CG	2.13	0.70
31:f8:64:PRO:HD2	31:f8:65:TYR:N	2.03	0.70
31:lC:149:GLU:O	31:lC:153:TYR:CD2	2.44	0.70
36:aE:406:CLA:CHB	13:iE:12:VAL:HG21	2.21	0.70
29:gF:147:ILE:HG22	29:gF:148:GLU:OE1	1.91	0.70
32:kH:33:GLU:HG2	32:kH:36:LYS:HD2	1.72	0.70
31:bI:84:CYS:CA	33:bI:201:CYC:HAC1	2.21	0.70
31:hJ:84:CYS:CA	33:hJ:201:CYC:HAC1	2.21	0.70
30:mK:109:LEU:HD11	30:mK:159:ALA:HB3	1.74	0.70
33:VB:201:CYC:CBA	4:aB:62:TYR:CG	2.72	0.70
28:EF:140:PHE:CE2	3:ZF:83:ARG:HG2	1.93	0.70
3:JF:102:THR:HG23	3:JF:106:GLU:OE1	1.91	0.70
28:BG:117:PHE:O	4:MG:148:GLU:CD	2.35	0.70
3:JK:52:LYS:HZ1	1:B8:228:VAL:CA	2.04	0.70
4:ML:33:THR:OG1	4:ML:36:LEU:CD1	2.32	0.70
3:o4:83:ARG:HD2	3:o4:84:ASP:OD1	1.91	0.70
4:x4:74:THR:CG2	3:y4:107:ILE:HG23	2.22	0.70
2:C4:151:ASN:ND2	8:cE:125:GLU:HG3	2.05	0.70
1:B5:226:LYS:CD	3:4L:66:VAL:HG13	1.83	0.70
32:g7:70:GLY:HA2	1:B7:194:PHE:CG	2.26	0.70
31:l7:72:PRO:HD2	31:l7:73:ASN:N	1.98	0.70
31:d9:84:CYS:CA	33:d9:201:CYC:HAC1	2.21	0.70
32:k9:33:GLU:HG2	32:k9:36:LYS:HD2	1.72	0.70
31:jA:64:PRO:HD2	31:jA:65:TYR:N	2.04	0.70
8:cD:16:GLU:CG	30:mK:63:PRO:HG3	2.14	0.70
39:dD:411:LMG:O6	11:fD:40:GLN:CD	2.34	0.70
31:jH:84:CYS:CA	33:jH:201:CYC:HAC1	2.21	0.70
31:dI:84:CYS:CA	33:dI:201:CYC:HAC1	2.21	0.70
32:gJ:73:ALA:CB	32:gJ:79:MET:SD	2.78	0.70
29:gK:147:ILE:HG22	29:gK:148:GLU:OE1	1.91	0.70
29:gK:155:GLN:HA	29:gK:155:GLN:NE2	2.06	0.70
2:BB:735:ARG:HD3	2:BB:735:ARG:C	2.17	0.70
1:BC:170:ARG:NH2	32:eC:120:LEU:CA	2.48	0.70
45:DE:401:PHO:HHC	36:DE:406:CLA:H11	1.73	0.70
7:B1:73:GLN:CB	7:B1:88:PRO:HB2	2.19	0.70
7:B1:496:GLN:CA	7:B1:496:GLN:HE21	2.05	0.70
8:C1:440:ALA:HB2	13:I1:31:ASN:OD1	1.91	0.70
9:d1:80:THR:HG23	9:d1:111:TRP:HE1	1.54	0.70

Continued on next page...

Continued from previous page...

Atom-1	Atom-2	Interatomic distance (Å)	Clash overlap (Å)
4:a4:49:ALA:HA	4:a4:52:VAL:HG22	1.74	0.70
2:C4:70:ARG:NH2	27:zE:35:GLN:NE2	2.40	0.70
31:l7:64:PRO:HD2	31:l7:65:TYR:N	2.04	0.70
31:d8:84:CYS:CA	33:d8:201:CYC:HAC1	2.21	0.70
32:eC:73:ALA:CB	32:eC:79:MET:SD	2.79	0.70
8:cE:263:LEU:HD12	8:cE:428:HIS:HA	1.74	0.70
9:dE:120:PHE:HE2	36:dE:403:CLA:H122	1.08	0.70
32:mH:151:GLY:N	33:mH:201:CYC:HMD2	2.06	0.70
31:bJ:4:PRO:HD2	31:bJ:5:LEU:N	1.94	0.70
31:dJ:84:CYS:CA	33:dJ:201:CYC:HAC1	2.21	0.70
31:hJ:64:PRO:HD2	31:hJ:65:TYR:N	2.04	0.70
2:BB:731:VAL:CB	33:BB:1001:CYC:O1D	2.38	0.70
2:CB:57:ALA:O	2:CB:61:THR:HG23	1.92	0.70
4:WB:62:TYR:CG	1:B7:239:ALA:CB	2.74	0.70
3:XB:82:LEU:HD23	1:B7:235:VAL:CA	1.85	0.70
36:BE:603:CLA:H2	36:BE:605:CLA:H91	1.74	0.70
9:DE:93:TRP:HB3	9:DE:99:TRP:CH2	2.27	0.70
14:JE:7:LEU:HD23	14:JE:7:LEU:H	1.56	0.70
3:PG:151:ALA:HB1	30:VG:20:THR:CG2	2.22	0.70
1:BH:230:ARG:HE	1:BH:233:ASN:HB2	1.57	0.70
28:EK:136:ASN:ND2	29:gK:65:GLU:CD	2.49	0.70
28:EK:140:PHE:CD1	3:ZK:83:ARG:HG3	2.27	0.70
1:B5:199:TRP:HD1	1:B5:200:GLN:HG3	1.55	0.70
31:h5:84:CYS:CA	33:h5:201:CYC:HAC1	2.21	0.70
31:b8:84:CYS:CA	33:b8:201:CYC:HAC1	2.21	0.70
31:j8:84:CYS:CA	33:j8:201:CYC:HAC1	2.21	0.70
33:cA:202:CYC:HMB3	31:hA:148:VAL:HG11	1.73	0.70
31:hA:84:CYS:CA	33:hA:201:CYC:HAC1	2.21	0.70
31:lA:118:ILE:HG23	31:lA:122:PHE:CE2	2.27	0.70
31:dC:84:CYS:CA	33:dC:201:CYC:HAC1	2.21	0.70
31:jC:106:PRO:HD2	31:jC:107:MET:N	1.96	0.70
36:aD:406:CLA:CHB	13:iD:12:VAL:HG21	2.21	0.70
8:cD:251:PHE:CE2	36:cD:507:CLA:HAA2	2.15	0.70
43:cD:515:BCR:C3	13:iD:24:LEU:CD2	2.61	0.70
33:cH:202:CYC:HMB3	31:hH:148:VAL:HG11	1.73	0.70
31:dH:84:CYS:CA	33:dH:201:CYC:HAC1	2.21	0.70
31:hI:84:CYS:CB	33:hI:201:CYC:CAC	2.56	0.70
32:mI:151:GLY:N	33:mI:201:CYC:HMD2	2.06	0.70
31:lJ:84:CYS:CA	33:lJ:201:CYC:HAC1	2.21	0.70
9:DD:93:TRP:HB3	9:DD:99:TRP:CH2	2.27	0.70
6:AE:57:PRO:HB2	6:AE:66:PRO:HB2	1.74	0.70

Continued on next page...

Continued from previous page...

Atom-1	Atom-2	Interatomic distance (Å)	Clash overlap (Å)
28:EF:110:LYS:CG	2:C4:48:SER:CB	2.68	0.70
29:QL:155:GLN:HG2	29:QL:156:PRO:HD3	1.74	0.70
30:VL:6:GLN:O	30:VL:10:LYS:HB2	1.92	0.70
10:E1:15:THR:O	14:J1:6:LYS:HA	1.91	0.70
26:y1:72:LEU:CD2	39:y1:101:LMG:C14	2.66	0.70
3:y4:102:THR:OG1	3:y4:106:GLU:CD	2.35	0.70
2:B4:765:GLU:OE1	2:B4:823:LYS:NZ	2.24	0.70
31:f5:106:PRO:HD2	31:f5:107:MET:N	1.96	0.70
31:h5:72:PRO:HD2	31:h5:73:ASN:N	1.98	0.70
32:g6:73:ALA:CB	32:g6:79:MET:SD	2.78	0.70
31:l6:118:ILE:HG23	31:l6:122:PHE:CE2	2.27	0.70
32:c8:153:CYS:SG	33:c8:202:CYC:CBC	2.70	0.70
31:bC:84:CYS:CA	33:bC:201:CYC:HAC1	2.21	0.70
32:gC:73:ALA:CB	32:gC:79:MET:SD	2.78	0.70
8:cE:262:SER:CB	36:cE:508:CLA:C4A	2.68	0.70
43:cE:515:BCR:C3	13:iE:24:LEU:CD2	2.61	0.70
31:bH:84:CYS:CA	33:bH:201:CYC:HAC1	2.21	0.70
32:gI:73:ALA:CB	32:gI:79:MET:SD	2.78	0.70
31:jI:84:CYS:CA	33:jI:201:CYC:HAC1	2.21	0.70
31:lI:84:CYS:CA	33:lI:201:CYC:HAC1	2.21	0.70
3:OB:56:ASN:OD1	1:B9:228:VAL:HG12	1.91	0.69
7:BD:235:GLU:CD	7:BD:472:ARG:NH1	2.50	0.69
36:BD:603:CLA:H2	36:BD:605:CLA:H91	1.74	0.69
7:BE:235:GLU:CD	7:BE:472:ARG:NH1	2.50	0.69
8:CE:122:ARG:HH22	27:ZE:33:TRP:CD1	2.10	0.69
4:MF:17:LYS:HZ1	4:7L:15:GLN:HE21	0.71	0.69
33:YF:201:CYC:OB	2:C4:616:CYS:SG	2.49	0.69
28:EK:113:GLU:N	28:EK:113:GLU:OE2	2.21	0.69
9:D1:93:TRP:HB3	9:D1:99:TRP:CH2	2.27	0.69
8:c1:128:GLU:HB2	8:c1:135:GLY:O	1.92	0.69
39:d1:411:LMG:O6	11:f1:40:GLN:CD	2.34	0.69
26:y1:72:LEU:HD22	39:y1:101:LMG:H142	1.74	0.69
32:c2:116:THR:CG2	1:B2:104:TYR:OH	2.37	0.69
4:a4:62:TYR:OH	3:V4:80:THR:OG1	2.10	0.69
2:C4:148:ARG:CD	8:cE:13:ARG:HH12	1.98	0.69
1:B5:222:LEU:H	1:B5:222:LEU:HD13	1.57	0.69
31:d5:84:CYS:CA	33:d5:201:CYC:HAC1	2.21	0.69
31:h7:84:CYS:CA	33:h7:201:CYC:HAC1	2.21	0.69
31:l7:118:ILE:HG23	31:l7:122:PHE:CE2	2.27	0.69
31:l8:118:ILE:HG23	31:l8:122:PHE:CE2	2.27	0.69
32:m8:151:GLY:N	33:m8:201:CYC:HMD2	2.06	0.69

Continued on next page...

Continued from previous page...

Atom-1	Atom-2	Interatomic distance (Å)	Clash overlap (Å)
31:lC:118:ILE:HG23	31:lC:122:PHE:CE2	2.27	0.69
9:dE:98:GLN:HB3	10:eE:73:LYS:HZ3	1.55	0.69
13:iE:13:LEU:HD22	13:iE:13:LEU:C	2.14	0.69
31:fH:64:PRO:HD2	31:fH:65:TYR:N	2.03	0.69
31:bI:72:PRO:HD2	31:bI:73:ASN:N	1.98	0.69
31:dI:24:ILE:CB	33:eI:202:CYC:CBB	2.70	0.69
31:hI:84:CYS:CA	33:hI:201:CYC:HAC1	2.21	0.69
33:cJ:202:CYC:CAB	31:hJ:149:GLU:HG2	2.21	0.69
31:dJ:24:ILE:CB	33:eJ:202:CYC:CBB	2.70	0.69
1:BA:167:LEU:HD21	33:eA:201:CYC:HBA2	1.74	0.69
8:CD:122:ARG:HH22	27:ZD:33:TRP:CD1	2.10	0.69
10:ED:15:THR:O	14:JD:6:LYS:HA	1.91	0.69
8:CE:122:ARG:HG3	27:ZE:33:TRP:CH2	2.26	0.69
8:CE:134:PHE:CD2	36:CE:515:CLA:CMA	2.74	0.69
30:VG:109:LEU:HD11	30:VG:159:ALA:HB3	1.74	0.69
1:BI:206:PHE:HE1	3:u4:76:GLU:CG	1.96	0.69
3:IL:20:PRO:HD2	3:IL:21:GLY:H	1.56	0.69
3:PL:151:ALA:HB1	30:VL:20:THR:CG2	2.22	0.69
31:b2:118:ILE:HG23	31:b2:122:PHE:CE2	2.27	0.69
33:c3:202:CYC:HMB3	31:h3:148:VAL:HG11	1.73	0.69
32:m3:151:GLY:CA	33:m3:201:CYC:CMD	2.68	0.69
2:C4:57:ALA:O	2:C4:61:THR:HG23	1.92	0.69
31:d7:24:ILE:CB	33:e7:202:CYC:CBB	2.70	0.69
31:dA:24:ILE:CB	33:eA:202:CYC:CBB	2.70	0.69
31:dC:64:PRO:HD2	31:dC:65:TYR:N	2.04	0.69
32:eC:153:CYS:SG	33:eC:202:CYC:HBC2	2.33	0.69
29:gF:142:VAL:HG12	29:gF:149:VAL:HG23	1.73	0.69
30:mF:109:LEU:HD11	30:mF:159:ALA:HB3	1.74	0.69
32:cI:153:CYS:SG	33:cI:202:CYC:CBC	2.70	0.69
31:jI:64:PRO:HD2	31:jI:65:TYR:N	2.04	0.69
31:lI:118:ILE:HG23	31:lI:122:PHE:CE2	2.27	0.69
2:CB:616:CYS:SG	33:YK:201:CYC:OB	2.50	0.69
2:CB:721:LEU:HD11	4:xB:154:ASP:C	2.16	0.69
6:AD:57:PRO:HB2	6:AD:66:PRO:HB2	1.74	0.69
8:CD:134:PHE:CD2	36:CD:515:CLA:CMA	2.74	0.69
38:LD:102:SQD:HO8	16:lD:9:LYS:HD3	1.53	0.69
3:IG:20:PRO:HD2	3:IG:21:GLY:H	1.56	0.69
3:IL:101:VAL:CG1	3:IL:155:TYR:HE2	1.77	0.69
36:B1:603:CLA:H2	36:B1:605:CLA:H91	1.74	0.69
8:C1:122:ARG:HH22	27:Z1:33:TRP:CD1	2.10	0.69
33:c2:202:CYC:HMB3	31:h2:148:VAL:HG11	1.73	0.69

Continued on next page...

Continued from previous page...

Atom-1	Atom-2	Interatomic distance (Å)	Clash overlap (Å)
1:B2:205:ARG:HD2	1:B2:205:ARG:N	2.08	0.69
33:e3:201:CYC:HBA2	1:B3:167:LEU:HD21	1.74	0.69
1:B3:220:ASN:OD1	3:o4:56:ASN:CA	2.40	0.69
4:a4:71:ASN:OD1	4:a4:120:GLY:O	2.09	0.69
2:C4:73:ASN:O	27:zE:30:PRO:O	2.09	0.69
31:d5:117:GLU:O	31:d5:121:THR:HG23	1.90	0.69
31:b6:118:ILE:HG23	31:b6:122:PHE:CE2	2.27	0.69
31:b8:118:ILE:HG23	31:b8:122:PHE:CE2	2.28	0.69
31:d8:24:ILE:CB	33:e8:202:CYC:CBB	2.70	0.69
31:bC:118:ILE:HG23	31:bC:122:PHE:CE2	2.28	0.69
33:cC:202:CYC:HMB3	31:hC:148:VAL:HG11	1.73	0.69
29:gF:155:GLN:NE2	29:gF:155:GLN:HA	2.06	0.69
29:gK:55:ALA:HB1	29:gK:134:LEU:HD21	1.73	0.69
1:BA:229:SER:O	1:BA:231:PRO:CD	2.40	0.69
2:BB:123:GLY:HA2	12:HD:20:LYS:CA	2.12	0.69
2:CB:154:ARG:HH21	8:cD:32:LEU:HD22	1.56	0.69
2:CB:255:GLN:HG3	2:CB:395:THR:HG23	1.69	0.69
8:CE:397:ILE:HD12	8:CE:397:ILE:N	2.02	0.69
28:EF:140:PHE:CE1	3:ZF:83:ARG:HG2	2.25	0.69
1:BI:192:LEU:O	1:BI:192:LEU:HD22	1.92	0.69
3:NL:52:LYS:HG2	1:B5:200:GLN:OE1	1.92	0.69
32:e2:73:ALA:CB	32:e2:79:MET:SD	2.79	0.69
4:a4:61:LEU:HD12	4:a4:61:LEU:C	2.18	0.69
2:B4:57:ALA:O	2:B4:61:THR:HG23	1.92	0.69
1:B7:229:SER:O	1:B7:231:PRO:CD	2.40	0.69
32:iC:76:SER:O	31:jC:118:ILE:HD11	1.93	0.69
36:bE:605:CLA:H2	36:bE:607:CLA:H91	1.74	0.69
4:hF:85:LEU:HD23	33:hF:201:CYC:HBC3	0.73	0.69
32:eH:153:CYS:SG	33:eH:202:CYC:HBC2	2.33	0.69
2:BB:114:ILE:HD12	2:BB:114:ILE:C	2.16	0.69
6:AD:210:LEU:HD13	45:DD:401:PHO:C4C	2.22	0.69
10:EE:15:THR:O	14:JE:6:LYS:HA	1.91	0.69
3:XF:83:ARG:NH2	3:XF:87:TYR:CE2	2.59	0.69
3:IG:89:LEU:HD11	3:IG:133:MET:HE1	1.73	0.69
1:BH:202:SER:C	1:BH:203:VAL:CG1	2.66	0.69
1:BI:196:GLN:HG3	32:gI:121:GLY:HA2	1.68	0.69
28:BL:117:PHE:O	4:ML:148:GLU:CD	2.35	0.69
8:C1:133:PHE:O	8:C1:143:GLN:NE2	2.25	0.69
18:O1:168:THR:HG22	18:oD:167:SER:C	2.11	0.69
31:h2:72:PRO:HD2	31:h2:73:ASN:N	1.98	0.69
31:l3:118:ILE:HG23	31:l3:122:PHE:CE2	2.27	0.69

Continued on next page...

Continued from previous page...

Atom-1	Atom-2	Interatomic distance (Å)	Clash overlap (Å)
3:o4:83:ARG:CZ	3:o4:84:ASP:OD1	2.40	0.69
2:B4:114:ILE:HD12	2:B4:114:ILE:C	2.17	0.69
31:b6:4:PRO:HD2	31:b6:5:LEU:N	1.94	0.69
33:e7:201:CYC:HBA2	1:B7:167:LEU:HD21	1.74	0.69
1:B7:205:ARG:HG2	3:wB:77:MET:HG3	1.74	0.69
31:h8:117:GLU:O	31:h8:121:THR:HG23	1.90	0.69
31:l9:64:PRO:HD2	31:l9:65:TYR:N	2.04	0.69
31:l9:118:ILE:HG23	31:l9:122:PHE:CE2	2.27	0.69
1:B9:205:ARG:HD2	1:B9:205:ARG:N	2.08	0.69
31:jA:84:CYS:CA	33:jA:201:CYC:HAC1	2.21	0.69
8:cD:191:LEU:HD13	40:cD:501:LMT:H61	1.54	0.69
31:lH:118:ILE:HG23	31:lH:122:PHE:CE2	2.27	0.69
1:BA:240:LEU:CD2	4:PB:67:ARG:CZ	2.70	0.69
1:BC:187:TYR:CE1	32:cC:111:ASN:OD1	2.43	0.69
8:CD:133:PHE:O	8:CD:143:GLN:NE2	2.25	0.69
18:OD:55:ARG:CG	18:OD:167:SER:OG	2.40	0.69
29:QG:155:GLN:HG2	29:QG:156:PRO:HD3	1.74	0.69
7:B1:235:GLU:CD	7:B1:472:ARG:NH1	2.50	0.69
31:d2:24:ILE:CB	33:e2:202:CYC:CBB	2.70	0.69
2:B4:735:ARG:C	2:B4:735:ARG:HD3	2.16	0.69
2:C4:255:GLN:CD	2:C4:395:THR:CG2	2.65	0.69
1:B5:202:SER:C	1:B5:203:VAL:CG1	2.66	0.69
33:c5:202:CYC:HMB3	31:h5:148:VAL:HG11	1.73	0.69
31:h5:118:ILE:HG23	31:h5:122:PHE:CE2	2.28	0.69
32:m6:44:ILE:HG12	32:m6:142:VAL:HG21	1.70	0.69
33:c9:202:CYC:CAB	31:h9:149:GLU:HG2	2.21	0.69
1:B9:239:ALA:HB1	1:B9:240:LEU:HD12	1.75	0.69
31:bA:118:ILE:HG23	31:bA:122:PHE:CE2	2.28	0.69
4:aB:71:ASN:OD1	4:aB:120:GLY:O	2.09	0.69
3:yB:102:THR:OG1	3:yB:106:GLU:CD	2.35	0.69
30:mF:121:VAL:HG21	33:mF:201:CYC:C1D	2.23	0.69
31:dH:24:ILE:CB	33:eH:202:CYC:CBB	2.70	0.69
31:fI:149:GLU:O	31:fI:153:TYR:HD2	1.76	0.69
31:hJ:118:ILE:HG23	31:hJ:122:PHE:CE2	2.28	0.69
8:CD:122:ARG:HG3	27:ZD:33:TRP:CH2	2.25	0.69
8:CE:133:PHE:O	8:CE:143:GLN:NE2	2.25	0.69
28:EF:140:PHE:CZ	3:ZF:83:ARG:HG3	2.00	0.69
28:BG:109:SER:OG	2:B4:44:ALA:HB1	1.93	0.69
3:IG:62:ARG:HD3	3:IG:128:GLU:OE2	1.92	0.69
3:TG:109:VAL:O	3:TG:109:VAL:HG12	1.91	0.69
40:B1:623:LMT:C4'	13:i1:1:MET:HE3	2.22	0.69

Continued on next page...

Continued from previous page...

Atom-1	Atom-2	Interatomic distance (Å)	Clash overlap (Å)
9:d1:120:PHE:CZ	36:d1:403:CLA:H122	2.21	0.69
13:i1:35:ARG:HG3	13:i1:35:ARG:NH1	2.03	0.69
15:k1:39:GLN:O	15:k1:44:PHE:HD2	1.75	0.69
32:i2:76:SER:O	31:j2:118:ILE:HD11	1.93	0.69
31:l2:64:PRO:HD2	31:l2:65:TYR:N	2.04	0.69
1:B2:213:PRO:CD	4:v4:67:ARG:NH1	2.46	0.69
4:T4:161:SER:HB3	4:aB:113:LYS:HZ3	1.55	0.69
31:f5:4:PRO:HD2	31:f5:5:LEU:N	1.94	0.69
31:fA:149:GLU:O	31:fA:153:TYR:HD2	1.76	0.69
4:xB:74:THR:CG2	3:yB:107:ILE:HG23	2.22	0.69
36:bD:605:CLA:H2	36:bD:607:CLA:H91	1.74	0.69
32:gH:73:ALA:CB	32:gH:79:MET:SD	2.78	0.69
32:iI:76:SER:O	31:jI:118:ILE:HD11	1.93	0.69
2:CB:255:GLN:CD	2:CB:395:THR:CG2	2.65	0.69
8:CD:10:LEU:HD23	8:CD:10:LEU:C	2.17	0.69
8:CD:192:ASN:HA	40:CD:521:LMT:H21	1.74	0.69
14:JD:7:LEU:HD23	14:JD:7:LEU:H	1.56	0.69
7:BE:66:MET:O	7:BE:71:VAL:CG1	2.41	0.69
7:BE:73:GLN:CB	7:BE:88:PRO:HB2	2.19	0.69
8:CE:10:LEU:C	8:CE:10:LEU:HD23	2.17	0.69
28:BG:108:MET:N	28:BG:108:MET:SD	2.65	0.69
3:IG:82:LEU:O	1:BJ:211:LYS:HE3	1.92	0.69
1:BI:167:LEU:HD21	33:eI:201:CYC:HBA2	1.75	0.69
1:BI:205:ARG:CA	3:u4:76:GLU:HB3	2.22	0.69
1:BI:211:LYS:HA	1:BI:211:LYS:HZ1	1.54	0.69
1:BI:238:VAL:O	3:V4:76:GLU:OE1	2.10	0.69
1:BI:239:ALA:HB1	1:BI:240:LEU:HD12	1.75	0.69
1:BJ:222:LEU:H	1:BJ:222:LEU:HD13	1.57	0.69
28:EK:130:ARG:HG3	28:EK:130:ARG:NH2	2.00	0.69
28:EK:131:ARG:O	4:YK:62:TYR:CD1	2.46	0.69
28:EK:134:GLY:HA2	28:EK:141:ARG:NH2	2.08	0.69
28:EK:140:PHE:CG	3:ZK:83:ARG:CG	2.62	0.69
4:YK:77:ARG:HG2	4:YK:77:ARG:NH1	2.02	0.69
3:IL:103:PRO:CD	3:IL:104:ILE:H	2.03	0.69
3:KL:73:TYR:H	3:KL:77:MET:HB2	1.58	0.69
30:VL:109:LEU:CD2	30:VL:155:PHE:CE2	2.73	0.69
6:A1:57:PRO:HB2	6:A1:66:PRO:HB2	1.74	0.69
8:C1:10:LEU:HD23	8:C1:10:LEU:C	2.17	0.69
8:C1:134:PHE:CD2	36:C1:515:CLA:CMA	2.74	0.69
36:a1:407:CLA:C2B	13:i1:12:VAL:HG22	2.22	0.69
8:c1:141:LYS:CA	8:c1:253:TRP:CH2	2.74	0.69

Continued on next page...

Continued from previous page...

Atom-1	Atom-2	Interatomic distance (Å)	Clash overlap (Å)
43:c1:515:BCR:C3	13:i1:24:LEU:CD2	2.61	0.69
15:k1:23:ILE:HD12	26:y1:72:LEU:HB2	1.75	0.69
17:m1:27:ILE:HD13	17:m1:27:ILE:N	2.07	0.69
33:e2:202:CYC:HMA1	33:e2:202:CYC:NB	2.08	0.69
31:l2:118:ILE:HG23	31:l2:122:PHE:CE2	2.27	0.69
32:c3:153:CYS:SG	33:c3:202:CYC:CBC	2.70	0.69
31:d3:24:ILE:CB	33:e3:202:CYC:CBB	2.70	0.69
31:d3:64:PRO:HD2	31:d3:65:TYR:N	2.04	0.69
32:e5:153:CYS:SG	33:e5:202:CYC:HBC2	2.33	0.69
33:e5:202:CYC:NB	33:e5:202:CYC:HMA1	2.08	0.69
32:i5:82:CYS:HG	33:i5:202:CYC:CAC	2.02	0.69
32:i6:76:SER:O	31:j6:118:ILE:HD11	1.93	0.69
31:h7:118:ILE:HG23	31:h7:122:PHE:CE2	2.28	0.69
1:B7:230:ARG:CZ	32:c9:10:SER:C	2.66	0.69
31:b9:118:ILE:HG23	31:b9:122:PHE:CE2	2.27	0.69
32:c9:73:ALA:CB	32:c9:79:MET:SD	2.78	0.69
31:d9:24:ILE:CB	33:e9:202:CYC:CBB	2.70	0.69
33:e9:201:CYC:HBA2	1:B9:167:LEU:HD21	1.75	0.69
31:h9:118:ILE:HG23	31:h9:122:PHE:CE2	2.28	0.69
31:fC:149:GLU:O	31:fC:153:TYR:HD2	1.76	0.69
9:dD:80:THR:HG23	9:dD:111:TRP:HE1	1.54	0.69
26:yD:72:LEU:HD22	39:yD:101:LMG:H142	1.74	0.69
9:dE:89:LEU:HD22	9:dE:91:PHE:CZ	2.28	0.69
13:iE:33:LYS:O	13:iE:33:LYS:HE3	1.93	0.69
13:iE:35:ARG:HH11	13:iE:35:ARG:CG	2.06	0.69
17:mE:27:ILE:HD13	17:mE:27:ILE:N	2.07	0.69
29:gF:142:VAL:HG21	29:gF:153:LEU:HD22	1.75	0.69
4:hF:91:TYR:HE2	33:hF:201:CYC:CBB	2.00	0.69
31:bI:118:ILE:HG23	31:bI:122:PHE:CE2	2.28	0.69
31:bJ:118:ILE:HG23	31:bJ:122:PHE:CE2	2.27	0.69
32:eJ:73:ALA:CB	32:eJ:79:MET:SD	2.78	0.69
31:jJ:64:PRO:HD2	31:jJ:65:TYR:N	2.04	0.69
4:hK:81:CYS:O	33:hK:201:CYC:HAC1	1.86	0.69
1:BA:21:TYR:O	31:fA:113:ALA:O	2.11	0.69
2:CB:73:ASN:C	27:zD:30:PRO:O	2.36	0.69
3:XB:61:LYS:HZ1	1:B9:197:VAL:CG2	2.01	0.69
28:EF:134:GLY:HA2	28:EF:141:ARG:NH2	2.08	0.69
4:YF:76:ARG:HD2	2:C4:489:LYS:HZ3	1.58	0.69
3:IG:29:PHE:CD1	3:IG:36:ARG:NH1	2.61	0.69
3:IG:65:VAL:HG12	3:IG:72:ALA:HB3	1.75	0.69
1:BJ:167:LEU:HD21	33:eJ:201:CYC:HBA2	1.75	0.69

Continued on next page...

Continued from previous page...

Atom-1	Atom-2	Interatomic distance (Å)	Clash overlap (Å)
1:BJ:230:ARG:HE	1:BJ:233:ASN:HB2	1.57	0.69
18:O1:229:SER:CB	18:oD:55:ARG:HH11	1.97	0.69
9:d1:111:TRP:O	9:d1:111:TRP:HE3	1.76	0.69
33:m2:201:CYC:HMA1	33:m2:201:CYC:NB	2.08	0.69
1:B3:211:LYS:HA	1:B3:211:LYS:HZ3	1.54	0.69
31:f5:149:GLU:O	31:f5:153:TYR:HD2	1.76	0.69
31:j5:64:PRO:HD2	31:j5:65:TYR:N	2.04	0.69
32:e6:153:CYS:SG	33:e6:202:CYC:HBC2	2.33	0.69
31:h6:118:ILE:HG23	31:h6:122:PHE:CE2	2.28	0.69
1:B6:205:ARG:HD2	1:B6:205:ARG:N	2.08	0.69
32:e7:153:CYS:SG	33:e7:202:CYC:HBC2	2.33	0.69
31:f7:149:GLU:O	31:f7:153:TYR:HD2	1.76	0.69
32:i9:76:SER:O	31:j9:118:ILE:HD11	1.93	0.69
31:dC:24:ILE:CB	33:eC:202:CYC:CBB	2.70	0.69
31:hC:118:ILE:HG23	31:hC:122:PHE:CE2	2.28	0.69
13:iD:35:ARG:HH11	13:iD:35:ARG:CG	2.06	0.69
31:lH:149:GLU:O	31:lH:153:TYR:HD2	1.76	0.69
32:iI:75:THR:HG1	32:iI:78:ARG:HG3	1.57	0.69
31:lI:149:GLU:O	31:lI:153:TYR:HD2	1.76	0.69
29:gK:142:VAL:HG21	29:gK:153:LEU:HD21	1.75	0.69
30:mK:121:VAL:HG21	33:mK:201:CYC:C1D	2.23	0.69
4:TB:62:TYR:CB	1:B9:239:ALA:CB	2.68	0.69
7:BD:66:MET:O	7:BD:71:VAL:CG1	2.41	0.69
7:BE:242:ILE:HD11	7:BE:466:HIS:HA	1.74	0.69
4:MK:121:VAL:HG22	33:MK:201:CYC:C3D	2.07	0.69
36:b1:605:CLA:H2	36:b1:607:CLA:H91	1.74	0.69
10:e1:38:VAL:HG23	11:f1:38:ALA:HB1	1.75	0.69
1:B2:238:VAL:CG1	3:O4:80:THR:HG23	2.22	0.69
31:b3:118:ILE:HG23	31:b3:122:PHE:CE2	2.28	0.69
1:B5:239:ALA:CB	4:1L:63:SER:CB	2.47	0.69
33:g5:201:CYC:NB	33:g5:201:CYC:HMA1	2.08	0.69
32:i5:138:ALA:O	32:i5:142:VAL:HG23	1.93	0.69
32:g6:121:GLY:O	1:B6:196:GLN:HG3	1.92	0.69
32:m6:138:ALA:O	32:m6:142:VAL:HG23	1.93	0.69
33:m7:201:CYC:NB	33:m7:201:CYC:HMA1	2.08	0.69
31:l8:149:GLU:O	31:l8:153:TYR:HD2	1.76	0.69
1:B9:206:PHE:O	4:tB:62:TYR:CD2	2.45	0.69
31:hA:118:ILE:HG23	31:hA:122:PHE:CE2	2.28	0.69
32:iA:82:CYS:HG	33:iA:202:CYC:CAC	2.04	0.69
32:iA:138:ALA:O	32:iA:142:VAL:HG23	1.93	0.69
9:dD:89:LEU:HD22	9:dD:91:PHE:CZ	2.28	0.69

Continued on next page...

Continued from previous page...

Atom-1	Atom-2	Interatomic distance (Å)	Clash overlap (Å)
17:mD:27:ILE:HD13	17:mD:27:ILE:N	2.07	0.69
31:fH:42:LYS:O	31:fH:45:THR:OG1	2.11	0.69
32:eI:153:CYS:SG	33:eI:202:CYC:HBC2	2.33	0.69
31:lJ:149:GLU:O	31:lJ:153:TYR:HD2	1.76	0.69
2:CB:502:ILE:HD13	4:aK:79:ALA:HB1	1.71	0.68
1:BC:21:TYR:O	31:fC:113:ALA:O	2.11	0.68
7:BD:242:ILE:HD11	7:BD:466:HIS:HA	1.74	0.68
3:IG:81:CYS:CB	33:IG:201:CYC:HAC2	2.18	0.68
4:IK:56:VAL:C	4:IK:61:LEU:CD2	2.65	0.68
28:BL:139:MET:O	28:BL:142:ASP:N	2.26	0.68
3:IL:89:LEU:HD11	3:IL:133:MET:HE1	1.73	0.68
31:f3:149:GLU:O	31:f3:153:TYR:HD2	1.76	0.68
31:h3:118:ILE:HG23	31:h3:122:PHE:CE2	2.28	0.68
32:i3:138:ALA:O	32:i3:142:VAL:HG23	1.93	0.68
1:B5:235:VAL:CG1	3:4L:79:ALA:HB1	2.07	0.68
31:b5:118:ILE:HG23	31:b5:122:PHE:CE2	2.27	0.68
31:f6:149:GLU:O	31:f6:153:TYR:HD2	1.76	0.68
32:i7:76:SER:O	31:j7:118:ILE:HD11	1.93	0.68
31:l8:24:ILE:HG21	33:m8:201:CYC:CBB	2.23	0.68
33:iC:201:CYC:HMA1	33:iC:201:CYC:NB	2.08	0.68
8:cD:265:ALA:O	8:cD:266:LEU:C	2.35	0.68
13:iD:33:LYS:O	13:iD:33:LYS:HE3	1.93	0.68
15:kD:39:GLN:O	15:kD:44:PHE:HD2	1.75	0.68
33:iH:201:CYC:NB	33:iH:201:CYC:HMA1	2.08	0.68
32:iJ:76:SER:O	31:jJ:118:ILE:HD11	1.93	0.68
29:gK:155:GLN:CB	29:gK:156:PRO:HD3	2.14	0.68
2:BB:84:PHE:CZ	2:BB:160:MET:O	2.46	0.68
3:OB:79:ALA:HB3	1:B9:237:ARG:NH1	2.08	0.68
8:CD:194:LEU:HD12	8:CD:194:LEU:O	1.93	0.68
29:QG:135:LYS:HE2	29:QG:154:GLU:OE1	1.93	0.68
30:VG:6:GLN:O	30:VG:10:LYS:HB2	1.92	0.68
30:VG:121:VAL:HG21	33:VG:201:CYC:C1D	2.23	0.68
28:EK:127:THR:O	28:EK:129:ASN:HB3	1.90	0.68
3:AL:21:GLY:HA3	3:IL:100:ASP:OD1	1.93	0.68
3:IL:77:MET:HE1	33:IL:201:CYC:O1D	1.93	0.68
8:C1:122:ARG:HG3	27:Z1:33:TRP:CH2	2.25	0.68
18:O1:228:ILE:C	18:oD:55:ARG:HH12	2.01	0.68
8:c1:266:LEU:HD11	36:c1:503:CLA:HAC1	1.73	0.68
9:d1:120:PHE:HE2	36:d1:403:CLA:C13	2.06	0.68
31:f3:113:ALA:O	1:B3:21:TYR:O	2.11	0.68
31:d5:24:ILE:CB	33:e5:202:CYC:CBB	2.70	0.68

Continued on next page...

Continued from previous page...

Atom-1	Atom-2	Interatomic distance (Å)	Clash overlap (Å)
31:l5:149:GLU:O	31:l5:153:TYR:HD2	1.76	0.68
31:d6:24:ILE:CB	33:e6:202:CYC:CBB	2.70	0.68
31:f6:42:LYS:O	31:f6:45:THR:OG1	2.11	0.68
33:i6:201:CYC:NB	33:i6:201:CYC:HMA1	2.08	0.68
31:l6:149:GLU:O	31:l6:153:TYR:HD2	1.76	0.68
1:B6:239:ALA:HB1	1:B6:240:LEU:HD12	1.75	0.68
31:d7:64:PRO:HD2	31:d7:65:TYR:N	2.04	0.68
31:f7:42:LYS:O	31:f7:45:THR:OG1	2.11	0.68
31:f7:113:ALA:O	1:B7:21:TYR:O	2.11	0.68
33:j7:202:CYC:NB	33:j7:202:CYC:HMA1	2.09	0.68
32:i8:138:ALA:O	32:i8:142:VAL:HG23	1.93	0.68
33:mA:201:CYC:NB	33:mA:201:CYC:HMA1	2.08	0.68
33:mC:201:CYC:NB	33:mC:201:CYC:HMA1	2.08	0.68
8:cD:128:GLU:HA	8:cD:135:GLY:HA3	1.75	0.68
29:gF:55:ALA:HB1	29:gF:134:LEU:HD21	1.73	0.68
31:fI:42:LYS:O	31:fI:45:THR:OG1	2.11	0.68
1:BA:23:VAL:HG11	31:fA:108:ASP:CB	2.23	0.68
2:BB:57:ALA:O	2:BB:61:THR:HG23	1.92	0.68
8:CD:133:PHE:CE1	8:CD:150:TYR:HE2	2.12	0.68
7:BE:496:GLN:O	7:BE:496:GLN:NE2	2.25	0.68
3:IG:81:CYS:HB3	33:IG:201:CYC:CAC	2.19	0.68
3:IG:83:ARG:HG2	3:IG:87:TYR:HE2	0.87	0.68
3:KG:73:TYR:H	3:KG:77:MET:HB2	1.58	0.68
1:BI:205:ARG:HD2	1:BI:205:ARG:N	2.08	0.68
1:BI:239:ALA:HB3	4:a4:62:TYR:HB3	1.74	0.68
7:B1:66:MET:O	7:B1:71:VAL:CG1	2.41	0.68
7:B1:242:ILE:HD11	7:B1:466:HIS:HA	1.74	0.68
9:d1:89:LEU:C	9:d1:91:PHE:CD1	2.71	0.68
32:g2:73:ALA:CB	32:g2:79:MET:SD	2.78	0.68
33:c3:202:CYC:NB	33:c3:202:CYC:HMA1	2.09	0.68
32:e3:153:CYS:SG	33:e3:202:CYC:HBC2	2.33	0.68
31:l5:118:ILE:HG23	31:l5:122:PHE:CE2	2.27	0.68
31:f8:149:GLU:O	31:f8:153:TYR:HD2	1.76	0.68
32:i8:76:SER:O	31:j8:118:ILE:HD11	1.93	0.68
33:g9:201:CYC:HMA1	33:g9:201:CYC:NB	2.08	0.68
32:i9:138:ALA:O	32:i9:142:VAL:HG23	1.93	0.68
33:i9:201:CYC:HMA1	33:i9:201:CYC:NB	2.09	0.68
32:m9:138:ALA:O	32:m9:142:VAL:HG23	1.93	0.68
33:gA:302:CYC:NB	33:gA:302:CYC:HMA1	2.08	0.68
32:iC:138:ALA:O	32:iC:142:VAL:HG23	1.93	0.68
36:aD:406:CLA:C2B	13:iD:12:VAL:HG22	2.22	0.68

Continued on next page...

Continued from previous page...

Atom-1	Atom-2	Interatomic distance (Å)	Clash overlap (Å)
9:dD:120:PHE:HE2	36:dD:403:CLA:C13	2.06	0.68
9:dD:120:PHE:HE2	36:dD:403:CLA:H122	1.08	0.68
15:kD:23:ILE:HD12	26:yD:72:LEU:HB2	1.75	0.68
36:aE:406:CLA:NB	13:iE:12:VAL:CG2	2.57	0.68
15:kE:39:GLN:O	15:kE:44:PHE:CD2	2.46	0.68
33:cH:202:CYC:HMA1	33:cH:202:CYC:NB	2.09	0.68
33:cI:202:CYC:NB	33:cI:202:CYC:HMA1	2.09	0.68
31:hI:106:PRO:HD2	31:hI:107:MET:N	1.96	0.68
31:hI:118:ILE:HG23	31:hI:122:PHE:CE2	2.28	0.68
33:jI:202:CYC:HMA1	33:jI:202:CYC:NB	2.08	0.68
33:jJ:202:CYC:HMA1	33:jJ:202:CYC:NB	2.08	0.68
31:lJ:24:ILE:HG21	33:mJ:201:CYC:CBB	2.23	0.68
31:lJ:118:ILE:HG23	31:lJ:122:PHE:CE2	2.27	0.68
33:mJ:201:CYC:NB	33:mJ:201:CYC:HMA1	2.08	0.68
1:BC:229:SER:O	1:BC:231:PRO:CD	2.40	0.68
3:JF:79:ALA:HB3	1:BH:235:VAL:HG13	1.76	0.68
4:YF:81:CYS:O	33:YF:201:CYC:CAC	2.42	0.68
3:KG:114:GLU:CG	2:B4:646:LYS:NZ	2.56	0.68
1:BH:211:LYS:HB3	1:BH:211:LYS:HZ3	1.58	0.68
9:d1:89:LEU:HD22	9:d1:91:PHE:CZ	2.28	0.68
13:i1:35:ARG:HH11	13:i1:35:ARG:CG	2.06	0.68
1:B3:229:SER:O	1:B3:231:PRO:CD	2.40	0.68
33:i5:201:CYC:NB	33:i5:201:CYC:HMA1	2.09	0.68
33:j5:202:CYC:HMA1	33:j5:202:CYC:NB	2.08	0.68
31:l5:24:ILE:HG21	33:m5:201:CYC:CBB	2.23	0.68
32:m5:44:ILE:HG12	32:m5:142:VAL:HG21	1.70	0.68
33:c6:202:CYC:NB	33:c6:202:CYC:HMA1	2.09	0.68
31:l6:24:ILE:HG21	33:m6:201:CYC:CBB	2.23	0.68
31:f7:108:ASP:CB	1:B7:23:VAL:HG11	2.23	0.68
33:i7:201:CYC:NB	33:i7:201:CYC:HMA1	2.08	0.68
31:l7:24:ILE:HG21	33:m7:201:CYC:CBB	2.24	0.68
1:B8:167:LEU:HD21	33:e8:201:CYC:HBA2	1.75	0.68
31:f8:60:TYR:HD1	31:f8:67:THR:HG22	1.59	0.68
33:c9:202:CYC:NB	33:c9:202:CYC:HMA1	2.09	0.68
31:l9:24:ILE:HG21	33:m9:201:CYC:CBB	2.23	0.68
31:bA:64:PRO:HD2	31:bA:65:TYR:N	2.04	0.68
31:lA:24:ILE:HG21	33:mA:201:CYC:CBB	2.23	0.68
8:cD:191:LEU:CD1	40:cD:501:LMT:H51	2.20	0.68
9:dD:120:PHE:CZ	36:dD:403:CLA:H122	2.21	0.68
9:dE:117:HIS:HE1	36:xE:101:CLA:C1A	2.07	0.68
31:bI:64:PRO:HD2	31:bI:65:TYR:N	2.04	0.68

Continued on next page...

Continued from previous page...

Atom-1	Atom-2	Interatomic distance (Å)	Clash overlap (Å)
31:fI:60:TYR:HD1	31:fI:67:THR:CG2	2.07	0.68
32:iI:138:ALA:O	32:iI:142:VAL:HG23	1.93	0.68
32:eJ:153:CYS:SG	33:eJ:202:CYC:HBC2	2.33	0.68
29:gK:155:GLN:HB3	29:gK:156:PRO:CD	2.18	0.68
1:BA:204:ARG:C	3:qB:77:MET:HE3	2.19	0.68
2:BB:131:LEU:HG	2:BB:131:LEU:O	1.94	0.68
2:CB:255:GLN:CD	2:CB:395:THR:HG21	2.18	0.68
1:BC:237:ARG:HH21	32:cI:165:ASP:CB	2.05	0.68
1:BC:240:LEU:CD2	4:P4:67:ARG:CZ	2.70	0.68
7:BD:492:TRP:C	7:BD:494:ASN:H	2.01	0.68
7:BD:496:GLN:O	7:BD:496:GLN:NE2	2.25	0.68
40:BD:623:LMT:C4'	13:iD:1:MET:HE3	2.22	0.68
8:CE:133:PHE:CE1	8:CE:150:TYR:HE2	2.12	0.68
12:HE:16:SER:C	2:B4:78:GLY:O	2.35	0.68
3:IG:126:VAL:CG2	33:IG:201:CYC:CMC	2.72	0.68
29:QG:155:GLN:CG	29:QG:156:PRO:HD3	2.24	0.68
4:MK:112:LEU:CD1	33:MK:201:CYC:HMB2	2.22	0.68
29:QL:155:GLN:CG	29:QL:156:PRO:HD3	2.24	0.68
8:C1:133:PHE:CE1	8:C1:150:TYR:HE2	2.12	0.68
14:J1:7:LEU:HD23	14:J1:7:LEU:H	1.56	0.68
9:d1:55:VAL:CG2	9:d1:105:CYS:CB	2.64	0.68
32:e2:126:SER:OG	33:e2:201:CYC:HMC1	1.94	0.68
31:f2:149:GLU:O	31:f2:153:TYR:HD2	1.76	0.68
31:h2:118:ILE:HG23	31:h2:122:PHE:CE2	2.28	0.68
1:B2:239:ALA:HB1	1:B2:240:LEU:HD12	1.75	0.68
32:k3:126:SER:OG	33:k3:201:CYC:HMC1	1.94	0.68
33:m3:201:CYC:NB	33:m3:201:CYC:HMA1	2.08	0.68
2:C4:81:PRO:O	2:C4:164:LEU:CD2	2.41	0.68
2:C4:148:ARG:HH11	8:cE:13:ARG:NH2	1.89	0.68
33:c5:202:CYC:NB	33:c5:202:CYC:HMA1	2.09	0.68
33:c6:202:CYC:HMB3	31:h6:148:VAL:HG11	1.73	0.68
31:d6:42:LYS:O	31:d6:45:THR:OG1	2.12	0.68
32:i6:138:ALA:O	32:i6:142:VAL:HG23	1.93	0.68
1:B8:230:ARG:HE	1:B8:233:ASN:HB2	1.57	0.68
33:c8:202:CYC:HMB3	31:h8:148:VAL:HG11	1.73	0.68
32:mC:138:ALA:O	32:mC:142:VAL:HG23	1.93	0.68
36:aD:406:CLA:NB	13:iD:12:VAL:CG2	2.57	0.68
13:iD:35:ARG:HG3	13:iD:35:ARG:NH1	2.03	0.68
8:cE:191:LEU:HB3	40:cE:501:LMT:H61	1.76	0.68
26:yE:73:SER:O	26:yE:74:LEU:C	2.37	0.68
31:bH:118:ILE:HG23	31:bH:122:PHE:CE2	2.28	0.68

Continued on next page...

Continued from previous page...

Atom-1	Atom-2	Interatomic distance (Å)	Clash overlap (Å)
31:dH:42:LYS:O	31:dH:45:THR:OG1	2.12	0.68
33:eH:202:CYC:HMA1	33:eH:202:CYC:NB	2.08	0.68
32:iH:75:THR:HG1	32:iH:78:ARG:HG3	1.58	0.68
32:eI:126:SER:OG	33:eI:201:CYC:HMC1	1.94	0.68
31:fJ:60:TYR:HD1	31:fJ:67:THR:CG2	2.07	0.68
32:iJ:138:ALA:O	32:iJ:142:VAL:HG23	1.93	0.68
2:CB:489:LYS:HZ3	4:YK:76:ARG:HD2	1.58	0.68
7:BD:84:VAL:O	7:BD:84:VAL:HG13	1.92	0.68
9:DD:121:ALA:CB	45:DD:401:PHO:C4	2.63	0.68
28:EF:131:ARG:O	4:YF:62:TYR:CD1	2.46	0.68
4:YF:76:ARG:HH11	3:ZF:106:GLU:CB	2.04	0.68
3:IG:59:PHE:HD1	3:IG:66:VAL:HG23	1.57	0.68
1:BJ:202:SER:C	1:BJ:203:VAL:CG1	2.66	0.68
30:VL:109:LEU:HD11	30:VL:159:ALA:HB3	1.74	0.68
7:B1:492:TRP:C	7:B1:494:ASN:H	2.01	0.68
43:c1:515:BCR:C5	13:i1:20:ILE:HD11	2.24	0.68
15:k1:39:GLN:O	15:k1:44:PHE:CD2	2.46	0.68
33:g3:201:CYC:NB	33:g3:201:CYC:HMA1	2.09	0.68
1:B5:236:THR:HB	3:4L:83:ARG:HD3	0.68	0.68
33:j6:202:CYC:HMA1	33:j6:202:CYC:NB	2.08	0.68
31:d7:42:LYS:O	31:d7:45:THR:OG1	2.12	0.68
1:B8:222:LEU:H	1:B8:222:LEU:HD13	1.58	0.68
31:d8:42:LYS:O	31:d8:45:THR:OG1	2.12	0.68
32:m8:138:ALA:O	32:m8:142:VAL:HG23	1.93	0.68
31:d9:42:LYS:O	31:d9:45:THR:OG1	2.12	0.68
31:dA:42:LYS:O	31:dA:45:THR:OG1	2.12	0.68
33:eC:202:CYC:NB	33:eC:202:CYC:HMA1	2.08	0.68
9:dD:111:TRP:HE3	9:dD:111:TRP:O	1.76	0.68
10:eD:38:VAL:HG23	11:fD:38:ALA:HB1	1.75	0.68
15:kD:39:GLN:O	15:kD:44:PHE:CD2	2.46	0.68
36:aE:406:CLA:C2B	13:iE:12:VAL:HG22	2.22	0.68
33:iI:201:CYC:NB	33:iI:201:CYC:HMA1	2.08	0.68
31:jI:42:LYS:O	31:jI:45:THR:OG1	2.12	0.68
31:fJ:149:GLU:O	31:fJ:153:TYR:HD2	1.76	0.68
28:EF:140:PHE:CD1	3:ZF:83:ARG:HA	2.29	0.68
28:EK:140:PHE:CD1	3:ZK:83:ARG:HA	2.29	0.68
3:ZK:126:VAL:CG2	33:ZK:201:CYC:CMC	2.72	0.68
7:B1:496:GLN:O	7:B1:496:GLN:NE2	2.25	0.68
7:b1:161:LEU:CD2	8:cD:194:LEU:CD2	2.50	0.68
1:B2:211:LYS:C	1:B2:212:GLN:OE1	2.36	0.68
4:a4:62:TYR:CD1	33:V4:201:CYC:CBA	2.68	0.68

Continued on next page...

Continued from previous page...

Atom-1	Atom-2	Interatomic distance (Å)	Clash overlap (Å)
32:g5:126:SER:OG	33:g5:202:CYC:HMC1	1.94	0.68
31:j5:42:LYS:O	31:j5:45:THR:OG1	2.12	0.68
33:m5:201:CYC:NB	33:m5:201:CYC:HMA1	2.08	0.68
33:m6:201:CYC:NB	33:m6:201:CYC:HMA1	2.08	0.68
31:f8:42:LYS:O	31:f8:45:THR:OG1	2.11	0.68
31:h8:118:ILE:HG23	31:h8:122:PHE:CE2	2.28	0.68
33:i8:201:CYC:HMA1	33:i8:201:CYC:NB	2.08	0.68
32:eA:153:CYS:SG	33:eA:202:CYC:HBC2	2.33	0.68
33:iA:201:CYC:NB	33:iA:201:CYC:HMA1	2.08	0.68
31:fC:42:LYS:O	31:fC:45:THR:OG1	2.11	0.68
31:lC:24:ILE:HG21	33:mC:201:CYC:CBB	2.23	0.68
9:dD:117:HIS:HE1	36:xD:101:CLA:C1A	2.07	0.68
9:dE:120:PHE:HE2	36:dE:403:CLA:C13	2.06	0.68
15:kE:39:GLN:O	15:kE:44:PHE:HD2	1.75	0.68
31:hH:60:TYR:HD1	31:hH:67:THR:CG2	2.07	0.68
33:gI:302:CYC:NB	33:gI:302:CYC:HMA1	2.08	0.68
31:hI:42:LYS:O	31:hI:45:THR:OG1	2.12	0.68
31:hI:84:CYS:SG	33:hI:201:CYC:HAC1	2.10	0.68
32:mI:138:ALA:O	32:mI:142:VAL:HG23	1.93	0.68
33:eJ:202:CYC:NB	33:eJ:202:CYC:HMA1	2.08	0.68
32:gJ:126:SER:OG	33:gJ:202:CYC:HMC1	1.94	0.68
33:gJ:201:CYC:NB	33:gJ:201:CYC:HMA1	2.08	0.68
29:gK:142:VAL:HG21	29:gK:153:LEU:HD22	1.75	0.68
4:hK:85:LEU:HD22	33:hK:201:CYC:HBC3	1.63	0.68
1:BA:205:ARG:N	3:qB:77:MET:HE3	2.09	0.68
2:BB:646:LYS:NZ	3:KL:114:GLU:CG	2.56	0.68
7:BE:492:TRP:C	7:BE:494:ASN:H	2.01	0.68
40:BE:623:LMT:C2'	13:iE:1:MET:CE	2.72	0.68
4:OG:121:VAL:HG11	33:OG:201:CYC:HC	1.55	0.68
1:BJ:187:TYR:CE1	32:cJ:111:ASN:OD1	2.35	0.68
4:MK:121:VAL:CG2	33:MK:201:CYC:CMD	2.47	0.68
3:IL:4:VAL:HG13	3:IL:8:ILE:HG13	1.76	0.68
4:OL:121:VAL:HG13	33:OL:201:CYC:NC	2.09	0.68
32:i2:138:ALA:O	32:i2:142:VAL:HG23	1.93	0.68
31:l2:57:GLN:HG2	31:bH:70:GLN:CD	2.19	0.68
32:m2:138:ALA:O	32:m2:142:VAL:HG23	1.93	0.68
31:d3:42:LYS:O	31:d3:45:THR:OG1	2.12	0.68
31:h3:42:LYS:O	31:h3:45:THR:OG1	2.12	0.68
1:B5:236:THR:O	4:1L:62:TYR:CE2	2.46	0.68
32:c7:38:LEU:CD2	32:c7:41:VAL:HG21	2.24	0.68
32:i7:138:ALA:O	32:i7:142:VAL:HG23	1.93	0.68

Continued on next page...

Continued from previous page...

Atom-1	Atom-2	Interatomic distance (Å)	Clash overlap (Å)
31:l7:42:LYS:O	31:l7:45:THR:OG1	2.12	0.68
32:m7:138:ALA:O	32:m7:142:VAL:HG23	1.93	0.68
1:B8:202:SER:C	1:B8:203:VAL:CG1	2.66	0.68
32:e8:126:SER:OG	33:e8:201:CYC:HMC1	1.94	0.68
33:j8:202:CYC:NB	33:j8:202:CYC:HMA1	2.08	0.68
33:eA:202:CYC:NB	33:eA:202:CYC:HMA1	2.08	0.68
32:mA:138:ALA:O	32:mA:142:VAL:HG23	1.93	0.68
31:dC:42:LYS:O	31:dC:45:THR:OG1	2.12	0.68
43:cD:515:BCR:C5	13:iD:20:ILE:HD11	2.24	0.68
26:yD:73:SER:O	26:yD:74:LEU:C	2.37	0.68
9:dE:67:TYR:O	11:fE:39:MET:SD	2.52	0.68
9:dE:120:PHE:HE2	36:dE:403:CLA:H152	1.13	0.68
26:yE:72:LEU:HD22	39:yE:101:LMG:H142	1.74	0.68
31:fH:60:TYR:HD1	31:fH:67:THR:CG2	2.07	0.68
32:iH:76:SER:O	31:jH:118:ILE:HD11	1.93	0.68
32:iH:126:SER:OG	33:iH:202:CYC:HMC1	1.94	0.68
31:lH:24:ILE:HG21	33:mH:201:CYC:CBB	2.23	0.68
32:cI:38:LEU:CD2	32:cI:41:VAL:HG21	2.24	0.68
31:lI:24:ILE:HG21	33:mI:201:CYC:CBB	2.23	0.68
2:CB:74:ARG:HA	27:zD:30:PRO:CA	2.19	0.68
2:CB:81:PRO:O	2:CB:164:LEU:CD2	2.41	0.68
3:XB:60:GLN:HG2	1:B9:197:VAL:HG21	1.76	0.68
1:BC:23:VAL:HG11	31:fC:108:ASP:CB	2.23	0.68
1:BC:227:GLN:CD	32:cI:15:ARG:HA	2.18	0.68
18:OD:140:GLY:CA	7:bD:77:GLY:HA3	2.23	0.68
40:BE:623:LMT:C4'	13:iE:1:MET:HE3	2.22	0.68
28:EF:127:THR:O	28:EF:129:ASN:HB3	1.90	0.68
4:YF:76:ARG:NH1	3:ZF:106:GLU:CB	2.48	0.68
1:BH:167:LEU:HD21	33:eH:201:CYC:HBA2	1.75	0.68
1:BI:192:LEU:O	1:BI:192:LEU:HD13	1.92	0.68
3:IL:83:ARG:CB	3:IL:87:TYR:HE2	2.07	0.68
30:VL:121:VAL:HG21	33:VL:201:CYC:C1D	2.23	0.68
39:d1:411:LMG:O4	11:f1:40:GLN:NE2	2.14	0.68
13:i1:33:LYS:O	13:i1:33:LYS:HE3	1.93	0.68
33:c2:202:CYC:NB	33:c2:202:CYC:HMA1	2.09	0.68
32:e2:153:CYS:SG	33:e2:202:CYC:HBC2	2.33	0.68
33:e2:201:CYC:HBA2	1:B2:167:LEU:HD21	1.75	0.68
33:g2:201:CYC:NB	33:g2:201:CYC:HMA1	2.09	0.68
32:m3:138:ALA:O	32:m3:142:VAL:HG23	1.93	0.68
32:i5:76:SER:O	31:j5:118:ILE:HD11	1.93	0.68
32:c8:38:LEU:CD2	32:c8:41:VAL:HG21	2.24	0.68

Continued on next page...

Continued from previous page...

Atom-1	Atom-2	Interatomic distance (Å)	Clash overlap (Å)
31:h8:60:TYR:HD1	31:h8:67:THR:CG2	2.07	0.68
32:e9:153:CYS:SG	33:e9:202:CYC:HBC2	2.33	0.68
33:e9:202:CYC:NB	33:e9:202:CYC:HMA1	2.08	0.68
32:i9:126:SER:OG	33:i9:202:CYC:HMC1	1.94	0.68
1:B9:203:VAL:HG12	3:oB:77:MET:HE1	1.75	0.68
33:cA:202:CYC:NB	33:cA:202:CYC:HMA1	2.09	0.68
32:eC:126:SER:OG	33:eC:201:CYC:HMC1	1.94	0.68
9:dD:67:TYR:O	11:fD:39:MET:SD	2.52	0.68
8:cE:128:GLU:HA	8:cE:135:GLY:HA3	1.75	0.68
32:eH:126:SER:OG	33:eH:201:CYC:HMC1	1.94	0.68
31:fH:149:GLU:O	31:fH:153:TYR:HD2	1.76	0.68
31:hH:42:LYS:O	31:hH:45:THR:OG1	2.12	0.68
32:mH:138:ALA:O	32:mH:142:VAL:HG23	1.93	0.68
33:mH:201:CYC:NB	33:mH:201:CYC:HMA1	2.08	0.68
32:cJ:38:LEU:CD2	32:cJ:41:VAL:HG21	2.24	0.68
1:BC:167:LEU:HD21	33:eC:201:CYC:HBA2	1.74	0.68
18:OD:55:ARG:O	18:oE:170:PHE:CE1	2.46	0.68
13:IE:25:SER:C	13:IE:26:ASN:O	2.36	0.68
28:EK:137:MET:CE	3:ZK:83:ARG:CD	2.64	0.68
3:IL:3:ILE:CD1	3:IL:29:PHE:CG	2.74	0.68
3:IL:43:MET:SD	3:IL:141:LEU:HD11	2.34	0.68
32:k2:126:SER:OG	33:k2:201:CYC:HMC1	1.94	0.68
31:l2:149:GLU:O	31:l2:153:TYR:HD2	1.76	0.68
31:l3:24:ILE:HG21	33:m3:201:CYC:CBB	2.23	0.68
31:h5:60:TYR:HD1	31:h5:67:THR:HG22	1.59	0.68
31:b6:149:GLU:O	31:b6:152:SER:OG	2.12	0.68
32:e6:153:CYS:HG	33:e6:202:CYC:HAC2	1.59	0.68
31:f7:60:TYR:HD1	31:f7:67:THR:HG22	1.59	0.68
32:e8:153:CYS:SG	33:e8:202:CYC:HBC2	2.33	0.68
32:c9:38:LEU:CD2	32:c9:41:VAL:HG21	2.24	0.68
32:i9:150:PRO:HD2	32:i9:150:PRO:O	1.94	0.68
33:j9:202:CYC:NB	33:j9:202:CYC:HMA1	2.09	0.68
31:hA:60:TYR:HD1	31:hA:67:THR:CG2	2.07	0.68
32:kA:126:SER:OG	33:kA:201:CYC:HMC1	1.94	0.68
8:cD:313:ALA:HB2	23:uD:126:LEU:HG	1.76	0.68
9:dD:98:GLN:HB3	10:eD:73:LYS:HZ3	1.58	0.68
9:dD:120:PHE:HE2	36:dD:403:CLA:H152	1.13	0.68
8:cE:313:ALA:HB2	23:uE:126:LEU:HG	1.76	0.68
9:dE:89:LEU:CD2	9:dE:91:PHE:CZ	2.77	0.68
33:gH:201:CYC:NB	33:gH:201:CYC:HMA1	2.08	0.68
33:eI:202:CYC:NB	33:eI:202:CYC:HMA1	2.08	0.68

Continued on next page...

Continued from previous page...

Atom-1	Atom-2	Interatomic distance (Å)	Clash overlap (Å)
32:kJ:126:SER:OG	33:kJ:201:CYC:HMC1	1.94	0.68
4:YF:77:ARG:CB	33:YF:201:CYC:CMD	2.72	0.67
28:BG:139:MET:O	28:BG:142:ASP:N	2.26	0.67
3:IG:4:VAL:HG13	3:IG:8:ILE:HG13	1.76	0.67
3:IL:29:PHE:CE1	3:IL:30:VAL:HG23	2.30	0.67
3:IL:126:VAL:CG2	33:IL:201:CYC:CMC	2.72	0.67
13:I1:27:ASP:N	13:I1:28:PRO:HD3	1.94	0.67
18:O1:140:GLY:CA	7:b1:77:GLY:HA3	2.23	0.67
8:c1:257:ALA:HB2	8:c1:435:ALA:HB1	1.76	0.67
32:e3:126:SER:OG	33:e3:201:CYC:HMC1	1.94	0.67
31:f3:108:ASP:CB	1:B3:23:VAL:HG11	2.23	0.67
32:i3:40:SER:O	32:i3:44:ILE:N	2.27	0.67
31:l3:149:GLU:O	31:l3:152:SER:OG	2.12	0.67
2:B4:70:ARG:NH1	2:B4:126:ASP:C	2.52	0.67
31:h5:60:TYR:HD1	31:h5:67:THR:CG2	2.07	0.67
33:e6:201:CYC:HBA2	1:B6:167:LEU:HD21	1.75	0.67
31:f6:60:TYR:HD1	31:f6:67:THR:CG2	2.07	0.67
33:g6:201:CYC:NB	33:g6:201:CYC:HMA1	2.08	0.67
31:h6:60:TYR:HD1	31:h6:67:THR:CG2	2.07	0.67
32:i6:150:PRO:HD2	32:i6:150:PRO:O	1.94	0.67
31:b7:118:ILE:HG23	31:b7:122:PHE:CE2	2.27	0.67
32:g7:69:PRO:CD	1:B7:198:ILE:HD13	2.20	0.67
32:i8:126:SER:OG	33:i8:202:CYC:HMC1	1.94	0.67
32:c9:116:THR:CG2	1:B9:104:TYR:OH	2.37	0.67
31:j9:42:LYS:O	31:j9:45:THR:OG1	2.12	0.67
32:cC:38:LEU:CD2	32:cC:41:VAL:HG21	2.24	0.67
6:aD:261:GLN:NE2	7:bD:492:TRP:NE1	2.42	0.67
9:dD:111:TRP:O	9:dD:112:ALA:C	2.26	0.67
9:dE:110:LEU:O	9:dE:113:PHE:CA	2.43	0.67
15:kE:23:ILE:HD12	26:yE:72:LEU:HB2	1.75	0.67
31:hH:118:ILE:HG23	31:hH:122:PHE:CE2	2.28	0.67
33:jH:202:CYC:NB	33:jH:202:CYC:HMA1	2.08	0.67
31:fI:60:TYR:HD1	31:fI:67:THR:HG22	1.59	0.67
31:hI:60:TYR:HD1	31:hI:67:THR:HG22	1.59	0.67
31:fJ:60:TYR:HD1	31:fJ:67:THR:HG22	1.59	0.67
31:jJ:42:LYS:O	31:jJ:45:THR:OG1	2.12	0.67
7:BE:90:ILE:O	7:BE:90:ILE:HD12	1.94	0.67
18:OE:140:GLY:CA	7:bE:77:GLY:HA3	2.23	0.67
3:AG:21:GLY:HA3	3:IG:100:ASP:OD1	1.93	0.67
28:BG:130:ARG:HG3	28:BG:130:ARG:NH2	2.00	0.67
4:YK:76:ARG:HH11	3:ZK:106:GLU:CB	2.04	0.67

Continued on next page...

Continued from previous page...

Atom-1	Atom-2	Interatomic distance (Å)	Clash overlap (Å)
28:BL:113:GLU:CG	4:ML:36:LEU:CD2	2.52	0.67
3:IL:81:CYS:SG	33:IL:201:CYC:HMD3	2.35	0.67
24:V1:151:ARG:HD3	24:V1:154:GLN:HG2	0.70	0.67
9:d1:67:TYR:O	11:f1:39:MET:SD	2.52	0.67
9:d1:117:HIS:HE1	36:x1:101:CLA:C1A	2.07	0.67
31:f2:42:LYS:O	31:f2:45:THR:OG1	2.11	0.67
31:h2:149:GLU:O	31:h2:152:SER:OG	2.13	0.67
32:i2:126:SER:OG	33:i2:202:CYC:HMC1	1.94	0.67
33:i2:201:CYC:NB	33:i2:201:CYC:HMA1	2.09	0.67
32:c3:38:LEU:CD2	32:c3:41:VAL:HG21	2.24	0.67
31:f3:60:TYR:HD1	31:f3:67:THR:HG22	1.59	0.67
32:i3:75:THR:HG1	32:i3:78:ARG:HG3	1.59	0.67
2:C4:255:GLN:CD	2:C4:395:THR:HG21	2.18	0.67
33:e6:202:CYC:NB	33:e6:202:CYC:HMA1	2.08	0.67
31:fA:42:LYS:O	31:fA:45:THR:OG1	2.11	0.67
33:jA:202:CYC:NB	33:jA:202:CYC:HMA1	2.08	0.67
8:cD:248:ARG:HD2	8:cD:253:TRP:CZ3	2.30	0.67
29:gF:142:VAL:HG21	29:gF:153:LEU:HD21	1.75	0.67
31:hI:60:TYR:HD1	31:hI:67:THR:CG2	2.07	0.67
1:BC:204:ARG:C	3:q4:77:MET:HE3	2.19	0.67
1:BC:205:ARG:N	3:q4:77:MET:HE3	2.09	0.67
3:IG:43:MET:SD	3:IG:141:LEU:HD11	2.34	0.67
4:YK:81:CYS:O	33:YK:201:CYC:CAC	2.42	0.67
3:IL:29:PHE:HE1	3:IL:30:VAL:HG23	1.59	0.67
8:C1:196:ILE:O	8:C1:197:PHE:C	2.34	0.67
17:M1:32:ARG:NE	17:m1:36:GLU:HG3	2.06	0.67
8:c1:265:ALA:HB1	36:c1:502:CLA:H141	0.71	0.67
8:c1:313:ALA:HB2	23:u1:126:LEU:HG	1.76	0.67
31:l2:57:GLN:HG2	31:bH:70:GLN:HE21	1.23	0.67
31:f3:60:TYR:HD1	31:f3:67:THR:CG2	2.07	0.67
32:i3:126:SER:OG	33:i3:202:CYC:HMC1	1.94	0.67
32:c5:38:LEU:CD2	32:c5:41:VAL:HG21	2.24	0.67
33:e7:202:CYC:NB	33:e7:202:CYC:HMA1	2.08	0.67
32:i7:150:PRO:HD2	32:i7:150:PRO:O	1.94	0.67
32:k7:126:SER:OG	33:k7:201:CYC:HMC1	1.94	0.67
31:f8:60:TYR:HD1	31:f8:67:THR:CG2	2.07	0.67
31:f9:42:LYS:O	31:f9:45:THR:OG1	2.11	0.67
33:m9:201:CYC:NB	33:m9:201:CYC:HMA1	2.08	0.67
1:B9:203:VAL:HG13	3:oB:77:MET:HE2	1.76	0.67
32:iA:76:SER:O	31:jA:118:ILE:HD11	1.93	0.67
7:bD:495:PHE:HD1	7:bD:495:PHE:H	1.42	0.67

Continued on next page...

Continued from previous page...

Atom-1	Atom-2	Interatomic distance (Å)	Clash overlap (Å)
8:cE:60:SER:H	15:kE:10:LEU:HB2	1.60	0.67
43:cE:515:BCR:C5	13:iE:20:ILE:HD11	2.24	0.67
9:dE:111:TRP:HE3	9:dE:111:TRP:O	1.76	0.67
15:kE:14:TYR:CE1	27:zE:5:PHE:HE2	2.12	0.67
32:kH:126:SER:OG	33:kH:201:CYC:HMC1	1.94	0.67
32:gI:126:SER:OG	33:gI:301:CYC:HMC1	1.94	0.67
2:CB:489:LYS:HZ1	4:YK:76:ARG:CD	2.00	0.67
40:BD:623:LMT:C2'	13:iD:1:MET:CE	2.72	0.67
3:IG:81:CYS:SG	33:IG:201:CYC:HMD3	2.35	0.67
3:NL:65:VAL:CG1	33:NL:201:CYC:OC	2.42	0.67
36:a1:407:CLA:NB	13:i1:12:VAL:CG2	2.57	0.67
26:y1:73:SER:O	26:y1:74:LEU:C	2.37	0.67
1:B2:203:VAL:CG2	3:o4:73:TYR:HE2	2.03	0.67
32:i3:76:SER:O	31:j3:118:ILE:HD11	1.93	0.67
33:j3:202:CYC:NB	33:j3:202:CYC:HMA1	2.09	0.67
1:B5:167:LEU:HD21	33:e5:201:CYC:HBA2	1.75	0.67
31:f5:60:TYR:HD1	31:f5:67:THR:CG2	2.07	0.67
31:j5:149:GLU:O	31:j5:152:SER:OG	2.13	0.67
1:B6:204:ARG:O	3:uB:77:MET:HE2	1.93	0.67
33:c7:202:CYC:NB	33:c7:202:CYC:HMA1	2.09	0.67
33:g7:201:CYC:HMA1	33:g7:201:CYC:NB	2.09	0.67
31:l7:149:GLU:O	31:l7:152:SER:OG	2.12	0.67
1:B7:215:ALA:HB1	3:oB:79:ALA:HB1	0.68	0.67
1:B8:187:TYR:CE1	32:c8:111:ASN:OD1	2.35	0.67
33:c8:202:CYC:NB	33:c8:202:CYC:HMA1	2.09	0.67
32:g8:126:SER:OG	33:g8:202:CYC:HMC1	1.94	0.67
33:m8:201:CYC:NB	33:m8:201:CYC:HMA1	2.08	0.67
32:g9:126:SER:OG	33:g9:202:CYC:HMC1	1.94	0.67
15:kD:14:TYR:CE1	27:zD:5:PHE:HE2	2.12	0.67
7:bE:495:PHE:HD1	7:bE:495:PHE:H	1.42	0.67
8:cE:141:LYS:HD3	8:cE:253:TRP:CD1	2.29	0.67
4:7G:88:TYR:OH	4:7G:112:LEU:CD2	2.42	0.67
32:iH:138:ALA:O	32:iH:142:VAL:HG23	1.93	0.67
31:dJ:42:LYS:O	31:dJ:45:THR:OG1	2.12	0.67
4:7L:88:TYR:OH	4:7L:112:LEU:CD2	2.42	0.67
2:CB:73:ASN:O	27:zD:30:PRO:HA	1.89	0.67
8:CD:404:PHE:HB2	24:VD:63:ALA:HB1	1.77	0.67
28:EF:115:MET:HE3	28:EF:115:MET:CA	2.25	0.67
3:JF:79:ALA:HB3	1:BH:235:VAL:HG12	1.59	0.67
4:YF:72:MET:HE1	4:YF:81:CYS:SG	2.34	0.67
3:AG:152:TYR:HD1	3:IG:20:PRO:HG2	1.59	0.67

Continued on next page...

Continued from previous page...

Atom-1	Atom-2	Interatomic distance (Å)	Clash overlap (Å)
7:B1:81:THR:HG23	7:B1:83:GLU:H	1.60	0.67
7:B1:90:ILE:O	7:B1:90:ILE:HD12	1.94	0.67
15:k1:14:TYR:CE1	27:z1:5:PHE:HE2	2.12	0.67
31:f2:72:PRO:CD	31:f2:73:ASN:H	2.07	0.67
31:h3:84:CYS:CB	33:h3:201:CYC:CAC	2.56	0.67
4:T4:161:SER:CB	4:aB:161:SER:O	2.43	0.67
2:C4:151:ASN:HB2	8:cE:125:GLU:OE2	1.92	0.67
1:B5:238:VAL:C	4:1L:62:TYR:O	2.37	0.67
32:e5:153:CYS:HG	33:e5:202:CYC:HAC2	1.58	0.67
31:l5:42:LYS:O	31:l5:45:THR:OG1	2.12	0.67
32:m5:138:ALA:O	32:m5:142:VAL:HG23	1.93	0.67
31:d6:4:PRO:CD	31:d6:5:LEU:H	2.03	0.67
31:f9:60:TYR:HD1	31:f9:67:THR:CG2	2.07	0.67
31:f9:149:GLU:O	31:f9:152:SER:OG	2.13	0.67
32:m9:44:ILE:HG12	32:m9:142:VAL:HG21	1.70	0.67
4:aB:72:MET:HE3	33:aB:201:CYC:CHD	2.21	0.67
4:vB:3:ASP:HB3	4:vB:6:THR:H	1.60	0.67
31:fC:149:GLU:O	31:fC:152:SER:OG	2.13	0.67
31:jC:149:GLU:O	31:jC:152:SER:OG	2.13	0.67
33:jC:202:CYC:HMD2	32:kC:150:PRO:C	2.20	0.67
31:hH:149:GLU:O	31:hH:152:SER:OG	2.13	0.67
31:dI:72:PRO:CD	31:dI:73:ASN:H	2.07	0.67
31:hJ:60:TYR:HD1	31:hJ:67:THR:CG2	2.07	0.67
2:CB:553:GLU:HB3	3:JK:106:GLU:HG2	1.76	0.67
1:BC:204:ARG:CA	3:q4:77:MET:CE	2.69	0.67
7:BD:94:GLU:OE2	40:BD:622:LMT:H1'	1.95	0.67
18:OD:241:GLU:H	18:OD:241:GLU:CD	2.01	0.67
7:BE:99:THR:HG21	36:BE:606:CLA:H42	1.76	0.67
28:EF:140:PHE:CD1	3:ZF:83:ARG:HG3	2.27	0.67
3:NG:65:VAL:CG1	33:NG:201:CYC:OC	2.42	0.67
1:BJ:239:ALA:HB3	4:1G:63:SER:CA	2.24	0.67
28:EK:140:PHE:CE1	3:ZK:83:ARG:HG2	2.25	0.67
8:C1:404:PHE:HB2	24:V1:63:ALA:HB1	1.77	0.67
7:b1:495:PHE:H	7:b1:495:PHE:HD1	1.42	0.67
8:c1:251:PHE:HE1	43:c1:515:BCR:C31	2.08	0.67
31:f2:60:TYR:HD1	31:f2:67:THR:HG22	1.59	0.67
31:h2:42:LYS:O	31:h2:45:THR:OG1	2.12	0.67
31:h2:60:TYR:HD1	31:h2:67:THR:CG2	2.07	0.67
4:v4:3:ASP:HB3	4:v4:6:THR:H	1.60	0.67
33:j5:202:CYC:HMD2	32:k5:150:PRO:C	2.20	0.67
31:j7:149:GLU:O	31:j7:152:SER:OG	2.13	0.67

Continued on next page...

Continued from previous page...

Atom-1	Atom-2	Interatomic distance (Å)	Clash overlap (Å)
33:e8:202:CYC:NB	33:e8:202:CYC:HMA1	2.08	0.67
33:g8:201:CYC:HMA1	33:g8:201:CYC:NB	2.09	0.67
32:e9:126:SER:OG	33:e9:201:CYC:HMC1	1.94	0.67
31:l9:42:LYS:O	31:l9:45:THR:OG1	2.12	0.67
31:fC:60:TYR:HD1	31:fC:67:THR:CG2	2.07	0.67
31:hC:60:TYR:HD1	31:hC:67:THR:CG2	2.07	0.67
8:cD:60:SER:H	15:kD:10:LEU:HB2	1.60	0.67
9:dD:110:LEU:O	9:dD:113:PHE:CA	2.43	0.67
15:kD:17:PHE:O	15:kD:20:VAL:N	2.27	0.67
9:dE:120:PHE:CZ	36:dE:403:CLA:H122	2.21	0.67
10:eE:38:VAL:HG23	11:fE:38:ALA:HB1	1.75	0.67
13:iE:35:ARG:HG3	13:iE:35:ARG:NH1	2.03	0.67
15:kE:17:PHE:O	15:kE:20:VAL:N	2.27	0.67
4:7G:74:THR:HG21	5:8G:63:ASN:HB3	1.76	0.67
31:fH:60:TYR:HD1	31:fH:67:THR:HG22	1.59	0.67
32:iH:40:SER:O	32:iH:44:ILE:N	2.27	0.67
31:fJ:149:GLU:O	31:fJ:152:SER:OG	2.13	0.67
2:CB:151:ASN:ND2	8:cD:125:GLU:CA	2.58	0.67
7:BD:81:THR:HG23	7:BD:83:GLU:H	1.60	0.67
7:BD:242:ILE:CD1	7:BD:466:HIS:N	2.58	0.67
6:AE:39:PRO:HG3	43:IE:102:BCR:HC8	1.76	0.67
7:BE:242:ILE:CD1	7:BE:466:HIS:N	2.58	0.67
3:XF:83:ARG:C	3:XF:85:LEU:N	2.50	0.67
29:QL:135:LYS:HE2	29:QL:154:GLU:OE1	1.93	0.67
8:c1:133:PHE:HB3	8:c1:134:PHE:CD1	2.30	0.67
9:d1:89:LEU:CD2	9:d1:91:PHE:CZ	2.77	0.67
9:d1:110:LEU:O	9:d1:113:PHE:CA	2.43	0.67
31:d2:149:GLU:O	31:d2:152:SER:OG	2.13	0.67
31:f2:60:TYR:HD1	31:f2:67:THR:CG2	2.07	0.67
33:e3:202:CYC:HMA1	33:e3:202:CYC:NB	2.08	0.67
31:h3:60:TYR:HD1	31:h3:67:THR:CG2	2.07	0.67
1:B5:226:LYS:CG	3:4L:66:VAL:HG11	2.04	0.67
31:d5:72:PRO:CD	31:d5:73:ASN:H	2.07	0.67
31:f7:60:TYR:HD1	31:f7:67:THR:CG2	2.07	0.67
31:h7:60:TYR:HD1	31:h7:67:THR:HG22	1.59	0.67
31:h8:42:LYS:O	31:h8:45:THR:OG1	2.12	0.67
31:h8:60:TYR:HD1	31:h8:67:THR:HG22	1.59	0.67
32:i8:150:PRO:HD2	32:i8:150:PRO:O	1.94	0.67
31:h9:60:TYR:HD1	31:h9:67:THR:HG22	1.59	0.67
32:k9:126:SER:OG	33:k9:201:CYC:HMC1	1.94	0.67
33:cC:202:CYC:NB	33:cC:202:CYC:HMA1	2.09	0.67

Continued on next page...

Continued from previous page...

Atom-1	Atom-2	Interatomic distance (Å)	Clash overlap (Å)
8:cD:192:ASN:CB	40:cD:501:LMT:H6D	2.14	0.67
31:hI:149:GLU:O	31:hI:152:SER:OG	2.13	0.67
31:hJ:60:TYR:HD1	31:hJ:67:THR:HG22	1.60	0.67
33:iJ:201:CYC:NB	33:iJ:201:CYC:HMA1	2.08	0.67
1:BC:194:PHE:CB	1:BC:195:PRO:HD3	2.23	0.67
1:BC:217:ASP:OD1	1:BC:217:ASP:N	2.27	0.67
17:MD:32:ARG:NE	17:mD:36:GLU:HG3	2.06	0.67
4:MF:121:VAL:CG2	33:MF:201:CYC:CMD	2.47	0.67
3:ZF:126:VAL:CG2	33:ZF:201:CYC:CMC	2.72	0.67
3:IG:77:MET:HE1	33:IG:201:CYC:O1D	1.93	0.67
4:LG:79:ALA:HB1	2:B4:502:ILE:CD1	2.19	0.67
29:QG:64:PRO:C	29:QG:66:LEU:H	2.02	0.67
4:YK:77:ARG:CB	33:YK:201:CYC:CMD	2.72	0.67
28:BL:125:LYS:HG2	28:BL:125:LYS:O	1.94	0.67
8:C1:13:ARG:HD2	36:C1:513:CLA:HED3	1.72	0.67
8:c1:60:SER:H	15:k1:10:LEU:HB2	1.60	0.67
9:d1:121:ALA:O	9:d1:122:LEU:C	2.38	0.67
31:l2:24:ILE:HG21	33:m2:201:CYC:CBB	2.23	0.67
3:o4:83:ARG:CZ	3:o4:83:ARG:HB2	2.25	0.67
2:B4:84:PHE:CZ	2:B4:160:MET:O	2.46	0.67
32:c6:153:CYS:SG	33:c6:202:CYC:CBC	2.70	0.67
31:f6:60:TYR:HD1	31:f6:67:THR:HG22	1.59	0.67
31:h6:72:PRO:CD	31:h6:73:ASN:H	2.07	0.67
32:i6:126:SER:OG	33:i6:202:CYC:HMC1	1.94	0.67
32:i8:40:SER:O	32:i8:44:ILE:N	2.27	0.67
31:f9:149:GLU:O	31:f9:153:TYR:HD2	1.76	0.67
31:dC:4:PRO:CD	31:dC:5:LEU:H	2.03	0.67
33:gC:302:CYC:NB	33:gC:302:CYC:HMA1	2.08	0.67
32:iC:126:SER:OG	33:iC:202:CYC:HMC1	1.94	0.67
33:jC:202:CYC:NB	33:jC:202:CYC:HMA1	2.08	0.67
9:dD:89:LEU:CD2	9:dD:91:PHE:CZ	2.77	0.67
15:kD:15:SER:O	15:kD:17:PHE:N	2.28	0.67
8:cE:134:PHE:HD2	36:cE:513:CLA:HMC1	1.54	0.67
4:TB:62:TYR:CG	1:B9:239:ALA:HB2	2.28	0.67
7:BD:99:THR:HG21	36:BD:606:CLA:H42	1.76	0.67
13:ID:27:ASP:N	13:ID:28:PRO:HD3	1.94	0.67
18:OD:55:ARG:NH2	18:oE:229:SER:CB	2.58	0.67
7:BE:81:THR:HG23	7:BE:83:GLU:H	1.60	0.67
8:CE:390:SER:CB	8:CE:394:VAL:CB	2.73	0.67
8:CE:404:PHE:HB2	24:VE:63:ALA:HB1	1.77	0.67
4:YK:121:VAL:HG11	33:YK:201:CYC:NC	2.10	0.67

Continued on next page...

Continued from previous page...

Atom-1	Atom-2	Interatomic distance (Å)	Clash overlap (Å)
3:IL:65:VAL:HG12	3:IL:72:ALA:HB3	1.75	0.67
9:D1:103:ARG:CZ	10:E1:77:GLN:HE22	2.08	0.67
14:J1:6:LYS:HD3	14:J1:6:LYS:N	2.10	0.67
9:d1:78:VAL:HG21	9:d1:110:LEU:HB3	1.77	0.67
15:k1:17:PHE:O	15:k1:20:VAL:N	2.27	0.67
32:g2:126:SER:OG	33:g2:202:CYC:HMC1	1.94	0.67
32:c6:38:LEU:CD2	32:c6:41:VAL:HG21	2.24	0.67
33:j9:202:CYC:HMD2	32:k9:150:PRO:C	2.20	0.67
31:dC:72:PRO:CD	31:dC:73:ASN:H	2.07	0.67
9:dD:78:VAL:HG21	9:dD:110:LEU:HB3	1.77	0.67
8:cE:251:PHE:HE1	43:cE:515:BCR:C31	2.08	0.67
32:iH:150:PRO:HD2	32:iH:150:PRO:O	1.94	0.67
31:bI:72:PRO:CD	31:bI:73:ASN:H	2.07	0.67
31:lI:149:GLU:O	31:lI:152:SER:OG	2.12	0.67
33:mI:201:CYC:NB	33:mI:201:CYC:HMA1	2.08	0.67
33:cJ:202:CYC:NB	33:cJ:202:CYC:HMA1	2.09	0.67
2:BB:762:GLN:HA	2:BB:765:GLU:HG2	1.77	0.67
4:WB:62:TYR:CG	1:B7:239:ALA:HB3	2.29	0.67
8:CD:13:ARG:HD2	36:CD:513:CLA:HED3	1.72	0.67
13:ID:25:SER:C	13:ID:26:ASN:O	2.36	0.67
18:OD:168:THR:OG1	18:oE:168:THR:CB	2.43	0.67
9:DE:103:ARG:CZ	10:EE:77:GLN:HE22	2.08	0.67
4:YF:121:VAL:HG11	33:YF:201:CYC:NC	2.10	0.67
3:IG:71:ASN:ND2	3:IG:121:THR:CA	2.54	0.67
1:BH:222:LEU:H	1:BH:222:LEU:HD13	1.57	0.67
28:BL:110:LYS:C	28:BL:111:THR:HG23	2.20	0.67
3:IL:68:PRO:C	3:IL:73:TYR:HH	2.01	0.67
7:B1:242:ILE:CD1	7:B1:466:HIS:N	2.58	0.67
32:i2:150:PRO:HD2	32:i2:150:PRO:O	1.94	0.67
31:j2:149:GLU:O	31:j2:152:SER:OG	2.13	0.67
33:j2:202:CYC:NB	33:j2:202:CYC:HMA1	2.08	0.67
31:j3:149:GLU:O	31:j3:152:SER:OG	2.13	0.67
31:h5:42:LYS:O	31:h5:45:THR:OG1	2.12	0.67
31:l5:149:GLU:O	31:l5:152:SER:OG	2.12	0.67
31:h6:60:TYR:HD1	31:h6:67:THR:HG22	1.59	0.67
31:j8:4:PRO:CD	31:j8:5:LEU:H	2.04	0.67
33:j8:202:CYC:HMD2	32:k8:150:PRO:C	2.20	0.67
32:cA:38:LEU:CD2	32:cA:41:VAL:HG21	2.24	0.67
31:hA:42:LYS:O	31:hA:45:THR:OG1	2.12	0.67
31:hA:72:PRO:CD	31:hA:73:ASN:H	2.07	0.67
31:lA:4:PRO:CD	31:lA:5:LEU:H	2.04	0.67

Continued on next page...

Continued from previous page...

Atom-1	Atom-2	Interatomic distance (Å)	Clash overlap (Å)
3:wB:3:ILE:CD1	3:wB:25:ARG:HE	2.08	0.67
9:dE:90:LEU:H	9:dE:90:LEU:CD2	2.05	0.67
15:kE:15:SER:O	15:kE:17:PHE:N	2.28	0.67
31:fI:149:GLU:O	31:fI:152:SER:OG	2.13	0.67
31:jJ:149:GLU:O	31:jJ:152:SER:OG	2.13	0.67
4:hK:81:CYS:C	33:hK:201:CYC:HAC1	1.97	0.67
1:BA:199:TRP:N	1:BA:199:TRP:HE3	1.92	0.66
1:BA:230:ARG:NE	1:B6:193:GLY:HA3	2.10	0.66
1:BC:237:ARG:NH2	32:cI:165:ASP:HB2	2.10	0.66
8:CD:390:SER:CB	8:CD:394:VAL:CB	2.73	0.66
3:IG:4:VAL:HG13	3:IG:8:ILE:CG1	2.24	0.66
3:IL:149:ALA:O	3:IL:153:PHE:CD2	2.48	0.66
31:b2:52:ILE:CG1	31:b2:92:LEU:CD1	2.74	0.66
31:l2:42:LYS:O	31:l2:45:THR:OG1	2.12	0.66
1:B2:238:VAL:HG11	3:O4:80:THR:CA	2.25	0.66
33:i3:201:CYC:NB	33:i3:201:CYC:HMA1	2.08	0.66
3:O4:19:SER:HB2	3:O4:22:GLU:HG2	1.77	0.66
32:i5:75:THR:HG1	32:i5:78:ARG:HG3	1.60	0.66
32:k5:126:SER:OG	33:k5:201:CYC:HMC1	1.94	0.66
31:h6:44:LEU:CD1	31:h6:99:LEU:CD1	2.74	0.66
31:fA:60:TYR:HD1	31:fA:67:THR:CG2	2.07	0.66
31:fA:149:GLU:O	31:fA:152:SER:OG	2.13	0.66
31:lA:72:PRO:CD	31:lA:73:ASN:H	2.07	0.66
31:dC:106:PRO:HD2	31:dC:107:MET:N	1.96	0.66
32:eJ:126:SER:OG	33:eJ:201:CYC:HMC1	1.94	0.66
7:BD:90:ILE:HD12	7:BD:90:ILE:O	1.94	0.66
24:VD:151:ARG:HD3	24:VD:154:GLN:HG2	0.70	0.66
7:b1:74:SER:HB2	7:b1:93:PHE:CD2	2.30	0.66
15:k1:15:SER:O	15:k1:17:PHE:N	2.28	0.66
32:c2:38:LEU:CD2	32:c2:41:VAL:HG21	2.24	0.66
31:d2:42:LYS:O	31:d2:45:THR:OG1	2.12	0.66
33:j2:202:CYC:HMD2	32:k2:150:PRO:C	2.20	0.66
32:g3:84:ARG:NH1	1:B3:58:HIS:O	2.29	0.66
31:l3:42:LYS:O	31:l3:45:THR:OG1	2.12	0.66
1:B3:219:ALA:CB	3:o4:52:LYS:HD2	2.24	0.66
32:i5:150:PRO:O	32:i5:150:PRO:HD2	1.94	0.66
32:c6:116:THR:CG2	1:B6:104:TYR:OH	2.37	0.66
31:l6:72:PRO:CD	31:l6:73:ASN:H	2.07	0.66
32:c7:14:THR:CG2	1:B7:194:PHE:HA	2.25	0.66
31:d8:72:PRO:CD	31:d8:73:ASN:H	2.07	0.66
31:h8:44:LEU:CD1	31:h8:99:LEU:CD1	2.74	0.66

Continued on next page...

Continued from previous page...

Atom-1	Atom-2	Interatomic distance (Å)	Clash overlap (Å)
31:b9:4:PRO:CD	31:b9:5:LEU:H	2.04	0.66
31:lA:42:LYS:O	31:lA:45:THR:OG1	2.12	0.66
31:bC:72:PRO:CD	31:bC:73:ASN:H	2.07	0.66
32:gC:126:SER:OG	33:gC:301:CYC:HMC1	1.94	0.66
32:kC:126:SER:OG	33:kC:201:CYC:HMC1	1.94	0.66
31:lC:42:LYS:O	31:lC:45:THR:OG1	2.12	0.66
8:cD:134:PHE:HD2	36:cD:513:CLA:HMC1	1.54	0.66
9:dD:121:ALA:O	9:dD:122:LEU:C	2.38	0.66
33:jI:202:CYC:HMD2	32:kI:150:PRO:C	2.20	0.66
4:hK:81:CYS:C	33:hK:201:CYC:HBC1	2.18	0.66
1:BA:58:HIS:O	32:gA:84:ARG:NH1	2.29	0.66
3:OB:76:GLU:HG3	3:OB:77:MET:N	2.10	0.66
3:XB:53:GLU:HB3	1:B9:190:THR:HG21	1.77	0.66
6:AD:39:PRO:HG3	43:ID:102:BCR:HC8	1.76	0.66
31:h2:44:LEU:CD1	31:h2:99:LEU:CD1	2.74	0.66
31:h3:60:TYR:HD1	31:h3:67:THR:HG22	1.59	0.66
4:a4:53:LYS:CG	3:V4:118:SER:O	2.43	0.66
32:g6:126:SER:OG	33:g6:202:CYC:HMC1	1.94	0.66
1:B7:230:ARG:NH1	32:c9:11:GLN:N	2.41	0.66
31:f9:60:TYR:HD1	31:f9:67:THR:HG22	1.59	0.66
31:fC:60:TYR:HD1	31:fC:67:THR:HG22	1.59	0.66
7:bD:74:SER:HB2	7:bD:93:PHE:CD2	2.30	0.66
36:aE:406:CLA:CBB	13:iE:15:PHE:HD2	2.09	0.66
9:dE:78:VAL:HG21	9:dE:110:LEU:HB3	1.77	0.66
33:jH:202:CYC:HMD2	32:kH:150:PRO:C	2.20	0.66
31:dI:42:LYS:O	31:dI:45:THR:OG1	2.12	0.66
32:kI:126:SER:OG	33:kI:201:CYC:HMC1	1.94	0.66
31:bJ:52:ILE:CG1	31:bJ:92:LEU:CD1	2.73	0.66
1:BA:204:ARG:CA	3:qB:77:MET:CE	2.69	0.66
14:JD:6:LYS:HD3	14:JD:6:LYS:N	2.10	0.66
3:JF:106:GLU:HG2	2:C4:553:GLU:HB3	1.78	0.66
28:BG:110:LYS:C	28:BG:111:THR:HG23	2.20	0.66
4:OG:121:VAL:HG13	33:OG:201:CYC:NC	2.09	0.66
1:BI:203:VAL:HG13	1:BI:204:ARG:N	2.08	0.66
28:EK:115:MET:HE3	28:EK:115:MET:CA	2.25	0.66
3:XK:75:GLU:CD	1:B8:214:LYS:CB	2.66	0.66
3:IL:4:VAL:HG13	3:IL:8:ILE:CG1	2.24	0.66
40:B1:623:LMT:C2'	13:i1:1:MET:CE	2.72	0.66
33:g2:202:CYC:O2A	1:B2:58:HIS:HB2	1.95	0.66
31:h2:60:TYR:HD1	31:h2:67:THR:HG22	1.59	0.66
31:h3:4:PRO:CD	31:h3:5:LEU:H	2.04	0.66

Continued on next page...

Continued from previous page...

Atom-1	Atom-2	Interatomic distance (Å)	Clash overlap (Å)
31:h3:72:PRO:CD	31:h3:73:ASN:H	2.07	0.66
4:v4:104:LEU:HD22	4:v4:108:VAL:HG21	1.77	0.66
2:C4:431:TYR:CD2	33:hF:201:CYC:OB	2.49	0.66
1:B5:236:THR:CG2	3:4L:83:ARG:HD2	2.21	0.66
32:e5:126:SER:OG	33:e5:201:CYC:HMC1	1.94	0.66
31:f5:149:GLU:O	31:f5:152:SER:OG	2.13	0.66
31:h7:60:TYR:HD1	31:h7:67:THR:CG2	2.07	0.66
31:h7:72:PRO:CD	31:h7:73:ASN:H	2.07	0.66
1:B7:219:ALA:HB2	3:oB:52:LYS:HD2	1.77	0.66
31:b8:4:PRO:CD	31:b8:5:LEU:H	2.04	0.66
31:d8:52:ILE:CG1	31:d8:92:LEU:CD1	2.74	0.66
31:l8:149:GLU:O	31:l8:152:SER:OG	2.12	0.66
31:h9:60:TYR:HD1	31:h9:67:THR:CG2	2.07	0.66
32:eA:126:SER:OG	33:eA:201:CYC:HMC1	1.94	0.66
31:lA:149:GLU:O	31:lA:153:TYR:HD2	1.76	0.66
4:vB:104:LEU:HD22	4:vB:108:VAL:HG21	1.77	0.66
9:dD:90:LEU:H	9:dD:90:LEU:CD2	2.05	0.66
32:cH:38:LEU:CD2	32:cH:41:VAL:HG21	2.24	0.66
32:gH:126:SER:OG	33:gH:202:CYC:HMC1	1.94	0.66
32:iJ:126:SER:OG	33:iJ:202:CYC:HMC1	1.94	0.66
32:mJ:138:ALA:O	32:mJ:142:VAL:HG23	1.93	0.66
1:BA:205:ARG:HB2	3:qB:76:GLU:CB	2.26	0.66
2:CB:85:LEU:HD11	2:CB:87:ARG:CB	2.25	0.66
1:BC:58:HIS:O	32:gC:84:ARG:NH1	2.29	0.66
6:AD:210:LEU:HD11	45:DD:401:PHO:C3D	2.25	0.66
8:CD:191:LEU:C	40:CD:521:LMT:H22	2.21	0.66
14:JE:6:LYS:HD3	14:JE:6:LYS:N	2.10	0.66
28:EF:113:GLU:N	28:EF:113:GLU:OE2	2.21	0.66
28:EF:117:PHE:CZ	28:EF:121:TYR:CG	2.84	0.66
3:XF:2:SER:N	3:XF:5:THR:HG1	1.94	0.66
3:IG:70:GLY:O	3:IG:73:TYR:HD2	1.78	0.66
6:A1:39:PRO:HG3	43:I1:102:BCR:HC8	1.76	0.66
1:B2:194:PHE:HB3	1:B2:195:PRO:CD	2.26	0.66
32:c3:112:GLY:CA	1:B3:104:TYR:HE2	2.05	0.66
31:f3:42:LYS:O	31:f3:45:THR:OG1	2.11	0.66
4:T4:113:LYS:HZ1	4:aB:161:SER:HB2	1.55	0.66
31:f5:72:PRO:CD	31:f5:73:ASN:H	2.07	0.66
31:b7:52:ILE:CG1	31:b7:92:LEU:CD1	2.74	0.66
31:j7:72:PRO:CD	31:j7:73:ASN:H	2.07	0.66
32:m7:44:ILE:HG12	32:m7:142:VAL:HG21	1.70	0.66
32:m7:44:ILE:HD11	32:m7:142:VAL:HG21	1.78	0.66

Continued on next page...

Continued from previous page...

Atom-1	Atom-2	Interatomic distance (Å)	Clash overlap (Å)
31:d8:44:LEU:CD1	31:d8:99:LEU:CD1	2.74	0.66
31:h8:149:GLU:O	31:h8:152:SER:OG	2.13	0.66
33:g9:202:CYC:O2A	1:B9:58:HIS:HB2	1.95	0.66
31:l9:44:LEU:CD1	31:l9:99:LEU:CD1	2.74	0.66
32:gA:126:SER:OG	33:gA:301:CYC:HMC1	1.94	0.66
31:hA:60:TYR:HD1	31:hA:67:THR:HG22	1.59	0.66
36:aD:406:CLA:CBB	13:iD:15:PHE:HD2	2.09	0.66
45:aE:412:PHO:HBC3	9:dE:279:LEU:HD12	1.78	0.66
7:bE:74:SER:HB2	7:bE:93:PHE:CD2	2.30	0.66
31:bI:4:PRO:CD	31:bI:5:LEU:H	2.04	0.66
31:hI:52:ILE:CG1	31:hI:92:LEU:CD1	2.74	0.66
4:TB:62:TYR:CB	1:B9:240:LEU:CD1	2.73	0.66
1:BC:205:ARG:HB2	3:q4:76:GLU:CB	2.26	0.66
9:DD:103:ARG:CZ	10:ED:77:GLN:HE22	2.08	0.66
18:OD:170:PHE:CZ	18:oE:56:GLY:HA2	2.30	0.66
7:BE:496:GLN:HE21	7:BE:496:GLN:HA	1.61	0.66
8:CE:402:GLN:NE2	8:CE:402:GLN:O	2.29	0.66
21:SE:43:UNK:CB	8:cE:454:LEU:HD13	2.26	0.66
4:KF:83:ARG:HG3	5:NF:18:THR:HG22	1.78	0.66
3:IL:81:CYS:HB3	33:IL:201:CYC:CAC	2.19	0.66
3:IL:101:VAL:CG1	3:IL:155:TYR:CZ	2.77	0.66
3:IL:131:ARG:HG2	3:IL:157:ILE:HD13	1.76	0.66
3:NL:73:TYR:OH	1:B5:195:PRO:CD	2.42	0.66
8:c1:128:GLU:HA	8:c1:135:GLY:N	2.10	0.66
31:b2:72:PRO:CD	31:b2:73:ASN:H	2.07	0.66
32:c2:153:CYS:SG	33:c2:202:CYC:CBC	2.70	0.66
32:g2:72:ASN:CG	1:B2:195:PRO:CG	2.40	0.66
31:j3:4:PRO:CD	31:j3:5:LEU:H	2.03	0.66
33:j3:202:CYC:HMD2	32:k3:150:PRO:C	2.20	0.66
31:l3:44:LEU:CD1	31:l3:99:LEU:CD1	2.74	0.66
1:B3:231:PRO:CG	3:X4:56:ASN:OD1	2.44	0.66
2:B4:735:ARG:HB2	2:B4:875:PHE:CD1	2.31	0.66
32:c6:38:LEU:HD23	32:c6:41:VAL:CG2	2.26	0.66
31:j6:44:LEU:CD1	31:j6:99:LEU:CD1	2.74	0.66
31:j6:72:PRO:CD	31:j6:73:ASN:H	2.07	0.66
32:g7:126:SER:OG	33:g7:202:CYC:HMC1	1.94	0.66
31:l7:149:GLU:O	31:l7:153:TYR:HD2	1.76	0.66
31:j8:44:LEU:CD1	31:j8:99:LEU:CD1	2.74	0.66
31:hC:60:TYR:HD1	31:hC:67:THR:HG22	1.59	0.66
31:hC:149:GLU:O	31:hC:152:SER:OG	2.13	0.66
32:iC:150:PRO:HD2	32:iC:150:PRO:O	1.94	0.66

Continued on next page...

Continued from previous page...

Atom-1	Atom-2	Interatomic distance (Å)	Clash overlap (Å)
31:jC:42:LYS:O	31:jC:45:THR:OG1	2.12	0.66
32:cH:38:LEU:HD23	32:cH:41:VAL:CG2	2.26	0.66
31:fI:72:PRO:CD	31:fI:73:ASN:H	2.07	0.66
32:iI:150:PRO:O	32:iI:150:PRO:HD2	1.94	0.66
31:hJ:52:ILE:CG1	31:hJ:92:LEU:CD1	2.74	0.66
31:jJ:44:LEU:CD1	31:jJ:99:LEU:CD1	2.74	0.66
33:jJ:202:CYC:HMD2	32:kJ:150:PRO:C	2.20	0.66
4:hK:81:CYS:C	33:hK:201:CYC:CBC	2.67	0.66
17:MD:32:ARG:NH1	17:mD:36:GLU:HG2	2.09	0.66
8:CE:13:ARG:HD2	36:CE:513:CLA:HED3	1.72	0.66
28:BG:127:THR:CB	28:BG:129:ASN:HB3	2.26	0.66
29:QL:155:GLN:CG	29:QL:156:PRO:CD	2.74	0.66
7:B1:99:THR:HG21	36:B1:606:CLA:H42	1.76	0.66
8:C1:390:SER:CB	8:C1:394:VAL:CB	2.73	0.66
17:M1:32:ARG:NH1	17:m1:36:GLU:HG2	2.09	0.66
32:g3:126:SER:OG	33:g3:202:CYC:HMC1	1.94	0.66
31:j3:42:LYS:O	31:j3:45:THR:OG1	2.12	0.66
31:l3:72:PRO:CD	31:l3:73:ASN:H	2.07	0.66
31:l3:149:GLU:O	31:l3:153:TYR:HD2	1.76	0.66
4:a4:62:TYR:CZ	33:V4:201:CYC:HBA2	2.22	0.66
4:T4:161:SER:CB	4:aB:113:LYS:NZ	2.59	0.66
31:b6:52:ILE:CG1	31:b6:92:LEU:CD1	2.74	0.66
31:d6:44:LEU:CD1	31:d6:99:LEU:CD1	2.74	0.66
31:j6:4:PRO:CD	31:j6:5:LEU:H	2.03	0.66
31:l6:4:PRO:CD	31:l6:5:LEU:H	2.04	0.66
32:i7:40:SER:O	32:i7:44:ILE:N	2.27	0.66
33:j7:202:CYC:HMD2	32:k7:150:PRO:C	2.20	0.66
31:b8:44:LEU:CD1	31:b8:99:LEU:CD1	2.74	0.66
32:c8:38:LEU:HD23	32:c8:41:VAL:CG2	2.26	0.66
31:j8:42:LYS:O	31:j8:45:THR:OG1	2.12	0.66
32:k8:126:SER:OG	33:k8:201:CYC:HMC1	1.94	0.66
32:iA:126:SER:OG	33:iA:202:CYC:HMC1	1.94	0.66
5:8G:57:THR:CG2	5:8G:58:GLY:H	2.06	0.66
31:dH:44:LEU:CD1	31:dH:99:LEU:CD1	2.74	0.66
31:jH:149:GLU:O	31:jH:152:SER:OG	2.13	0.66
31:bI:52:ILE:CG1	31:bI:92:LEU:CD1	2.73	0.66
31:hI:44:LEU:CD1	31:hI:99:LEU:CD1	2.74	0.66
31:bJ:149:GLU:O	31:bJ:152:SER:OG	2.12	0.66
31:lJ:44:LEU:CD1	31:lJ:99:LEU:CD1	2.74	0.66
2:BB:123:GLY:C	12:HD:21:VAL:H	2.03	0.66
2:BB:735:ARG:HB2	2:BB:875:PHE:CD1	2.31	0.66

Continued on next page...

Continued from previous page...

Atom-1	Atom-2	Interatomic distance (Å)	Clash overlap (Å)
2:CB:364:ARG:NH2	2:CB:396:GLU:OE1	2.29	0.66
2:CB:774:LYS:CE	2:CB:776:GLU:OE2	2.42	0.66
6:AD:210:LEU:HD13	45:DD:401:PHO:HND	1.54	0.66
13:IE:27:ASP:N	13:IE:28:PRO:HD3	1.94	0.66
17:ME:32:ARG:NE	17:mE:36:GLU:HG3	2.06	0.66
3:KG:114:GLU:HG3	2:B4:646:LYS:HZ3	1.59	0.66
1:BI:58:HIS:HB2	33:gI:301:CYC:O2A	1.95	0.66
4:KK:83:ARG:HG3	5:NK:18:THR:HG22	1.78	0.66
3:XK:83:ARG:CZ	3:XK:87:TYR:OH	2.43	0.66
28:BL:127:THR:CB	28:BL:129:ASN:HB3	2.26	0.66
9:D1:328:TRP:CZ3	24:V1:159:LYS:O	2.48	0.66
32:c2:38:LEU:HD23	32:c2:41:VAL:CG2	2.26	0.66
31:f3:72:PRO:CD	31:f3:73:ASN:H	2.07	0.66
31:f3:149:GLU:O	31:f3:152:SER:OG	2.13	0.66
32:c5:153:CYS:SG	33:c5:202:CYC:CBC	2.70	0.66
31:f5:60:TYR:HD1	31:f5:67:THR:HG22	1.59	0.66
32:e6:126:SER:OG	33:e6:201:CYC:HMC1	1.94	0.66
33:g6:202:CYC:O2A	1:B6:58:HIS:HB2	1.95	0.66
31:h6:84:CYS:CB	33:h6:201:CYC:CAC	2.56	0.66
31:l8:44:LEU:CD1	31:l8:99:LEU:CD1	2.74	0.66
31:h9:4:PRO:CD	31:h9:5:LEU:H	2.04	0.66
31:l9:149:GLU:O	31:l9:153:TYR:HD2	1.76	0.66
3:yB:102:THR:HG1	3:yB:106:GLU:CD	2.04	0.66
31:jC:44:LEU:CD1	31:jC:99:LEU:CD1	2.74	0.66
31:lC:149:GLU:O	31:lC:153:TYR:HD2	1.76	0.66
9:dE:121:ALA:O	9:dE:122:LEU:C	2.38	0.66
4:hF:81:CYS:O	33:hF:201:CYC:HAC1	1.86	0.66
31:dH:4:PRO:CD	31:dH:5:LEU:H	2.03	0.66
31:lH:44:LEU:CD1	31:lH:99:LEU:CD1	2.74	0.66
31:dI:44:LEU:CD1	31:dI:99:LEU:CD1	2.74	0.66
31:fJ:4:PRO:CD	31:fJ:5:LEU:H	2.04	0.66
31:hJ:42:LYS:O	31:hJ:45:THR:OG1	2.12	0.66
32:iJ:75:THR:HG1	32:iJ:78:ARG:HG3	1.59	0.66
2:CB:70:ARG:NH1	27:zD:35:GLN:HE21	1.87	0.66
7:BE:73:GLN:OE1	7:BE:73:GLN:HA	1.96	0.66
15:KE:11:PRO:HB3	15:KE:14:TYR:CD1	2.31	0.66
28:EF:143:MET:HE1	3:ZF:52:LYS:CB	2.23	0.66
28:BG:133:PRO:HG2	28:BG:137:MET:HE1	1.78	0.66
3:IG:149:ALA:O	3:IG:153:PHE:CD2	2.48	0.66
8:C1:152:LEU:HD21	36:C1:508:CLA:HAB	1.78	0.66
14:J1:6:LYS:HB2	14:J1:6:LYS:HZ2	1.60	0.66

Continued on next page...

Continued from previous page...

Atom-1	Atom-2	Interatomic distance (Å)	Clash overlap (Å)
31:f2:149:GLU:O	31:f2:152:SER:OG	2.13	0.66
2:C4:774:LYS:CE	2:C4:776:GLU:OE2	2.42	0.66
33:jA:202:CYC:HMD2	32:kA:150:PRO:C	2.20	0.66
31:lC:91:TYR:HE2	31:lC:129:TYR:CE1	2.03	0.66
8:cD:134:PHE:CE2	36:cD:513:CLA:CMC	2.79	0.66
8:cE:99:PHE:CZ	15:kE:14:TYR:CD2	2.79	0.66
8:cE:266:LEU:C	8:cE:268:LEU:N	2.53	0.66
30:mF:52:ASP:OD1	30:mF:52:ASP:O	2.14	0.66
31:lJ:149:GLU:O	31:lJ:152:SER:OG	2.12	0.66
9:DD:279:LEU:HD12	45:DD:401:PHO:HBC3	1.78	0.66
21:SD:43:UNK:CB	8:cD:454:LEU:HD13	2.26	0.66
3:IG:70:GLY:O	3:IG:73:TYR:HE2	1.65	0.66
29:QG:155:GLN:CG	29:QG:156:PRO:CD	2.74	0.66
3:AL:152:TYR:HD1	3:IL:20:PRO:HG2	1.60	0.66
28:BL:136:ASN:ND2	29:QL:65:GLU:CG	2.58	0.66
9:D1:103:ARG:CZ	10:E1:77:GLN:NE2	2.59	0.66
9:d1:90:LEU:H	9:d1:90:LEU:CD2	2.05	0.66
1:B2:237:ARG:HH12	3:O4:76:GLU:HA	1.59	0.66
32:e3:120:LEU:CA	1:B3:170:ARG:NH2	2.48	0.66
32:i3:150:PRO:O	32:i3:150:PRO:HD2	1.94	0.66
3:w4:3:ILE:CD1	3:w4:25:ARG:HE	2.08	0.66
2:B4:762:GLN:HA	2:B4:765:GLU:HG2	1.77	0.66
31:h6:42:LYS:O	31:h6:45:THR:OG1	2.12	0.66
31:j6:42:LYS:O	31:j6:45:THR:OG1	2.12	0.66
33:j6:202:CYC:HMD2	32:k6:150:PRO:C	2.20	0.66
32:k6:126:SER:OG	33:k6:201:CYC:HMC1	1.94	0.66
32:c7:38:LEU:HD23	32:c7:41:VAL:CG2	2.26	0.66
31:d7:52:ILE:CG1	31:d7:92:LEU:CD1	2.74	0.66
31:d7:72:PRO:CD	31:d7:73:ASN:H	2.07	0.66
32:g7:84:ARG:NH1	1:B7:58:HIS:O	2.29	0.66
32:i7:126:SER:OG	33:i7:202:CYC:HMC1	1.94	0.66
31:j7:42:LYS:O	31:j7:45:THR:OG1	2.12	0.66
1:B7:220:ASN:OD1	3:oB:56:ASN:CA	2.44	0.66
31:d9:52:ILE:CG1	31:d9:92:LEU:CD1	2.74	0.66
31:h9:149:GLU:O	31:h9:152:SER:OG	2.13	0.66
31:dA:149:GLU:O	31:dA:152:SER:OG	2.13	0.66
31:fA:60:TYR:HD1	31:fA:67:THR:HG22	1.59	0.66
31:jA:4:PRO:CD	31:jA:5:LEU:H	2.04	0.66
31:lC:149:GLU:O	31:lC:152:SER:OG	2.12	0.66
43:bE:616:BCR:H10C	39:bE:619:LMG:H412	1.78	0.66
29:gF:155:GLN:CB	29:gF:156:PRO:HD3	2.14	0.66

Continued on next page...

Continued from previous page...

Atom-1	Atom-2	Interatomic distance (Å)	Clash overlap (Å)
31:hH:44:LEU:CD1	31:hH:99:LEU:CD1	2.74	0.66
31:hH:60:TYR:HD1	31:hH:67:THR:HG22	1.59	0.66
31:jH:42:LYS:O	31:jH:45:THR:OG1	2.12	0.66
32:cI:38:LEU:HD23	32:cI:41:VAL:CG2	2.26	0.66
31:fJ:42:LYS:O	31:fJ:45:THR:OG1	2.11	0.66
31:hJ:44:LEU:CD1	31:hJ:99:LEU:CD1	2.74	0.66
2:BB:84:PHE:CZ	2:BB:161:THR:N	2.63	0.65
8:CD:402:GLN:NE2	8:CD:402:GLN:O	2.29	0.65
9:DD:103:ARG:CZ	10:ED:77:GLN:NE2	2.59	0.65
15:KD:11:PRO:HB3	15:KD:14:TYR:CD1	2.31	0.65
9:DE:328:TRP:CZ3	24:VE:159:LYS:O	2.48	0.65
24:VE:151:ARG:HD3	24:VE:154:GLN:HG2	0.70	0.65
3:XF:83:ARG:CA	1:BH:211:LYS:HE3	2.27	0.65
3:IG:131:ARG:HG2	3:IG:157:ILE:HD13	1.76	0.65
1:BJ:239:ALA:N	4:1G:63:SER:HA	2.11	0.65
3:IL:4:VAL:HG12	3:IL:8:ILE:CG1	2.24	0.65
43:B1:615:BCR:H10C	39:B1:618:LMG:H412	1.78	0.65
36:a1:407:CLA:CBB	13:i1:15:PHE:HD2	2.09	0.65
8:c1:265:ALA:O	8:c1:268:LEU:HB3	1.96	0.65
31:d2:52:ILE:CG1	31:d2:92:LEU:CD1	2.74	0.65
32:c5:38:LEU:HD23	32:c5:41:VAL:CG2	2.26	0.65
31:f8:149:GLU:O	31:f8:152:SER:OG	2.13	0.65
31:h9:72:PRO:CD	31:h9:73:ASN:H	2.07	0.65
31:l9:72:PRO:CD	31:l9:73:ASN:H	2.07	0.65
31:l9:149:GLU:O	31:l9:152:SER:OG	2.12	0.65
32:m9:44:ILE:CD1	32:m9:142:VAL:HG21	2.27	0.65
31:bC:44:LEU:CD1	31:bC:99:LEU:CD1	2.74	0.65
31:dC:149:GLU:O	31:dC:152:SER:OG	2.13	0.65
31:hC:44:LEU:CD1	31:hC:99:LEU:CD1	2.74	0.65
32:mC:44:ILE:CD1	32:mC:142:VAL:HG21	2.27	0.65
36:aE:406:CLA:C1B	13:iE:12:VAL:HG22	2.26	0.65
4:hF:108:VAL:HG23	33:hF:201:CYC:CAB	2.26	0.65
31:bH:149:GLU:O	31:bH:152:SER:OG	2.12	0.65
31:hH:72:PRO:CD	31:hH:73:ASN:H	2.07	0.65
31:lI:44:LEU:CD1	31:lI:99:LEU:CD1	2.74	0.65
31:dJ:44:LEU:CD1	31:dJ:99:LEU:CD1	2.74	0.65
3:OB:19:SER:HB2	3:OB:22:GLU:HG2	1.77	0.65
8:CD:152:LEU:HD21	36:CD:508:CLA:HAB	1.78	0.65
9:DD:328:TRP:CZ3	24:VD:159:LYS:O	2.48	0.65
1:BJ:226:LYS:CD	3:4G:66:VAL:HG11	2.24	0.65
32:i5:126:SER:OG	33:i5:202:CYC:HMC1	1.94	0.65

Continued on next page...

Continued from previous page...

Atom-1	Atom-2	Interatomic distance (Å)	Clash overlap (Å)
32:m5:44:ILE:CD1	32:m5:142:VAL:HG21	2.27	0.65
31:h7:44:LEU:CD1	31:h7:99:LEU:CD1	2.74	0.65
1:B7:230:ARG:HH12	32:c9:11:GLN:N	1.87	0.65
1:B9:229:SER:OG	1:B9:233:ASN:OD1	2.14	0.65
31:hA:44:LEU:CD1	31:hA:99:LEU:CD1	2.74	0.65
31:bC:4:PRO:CD	31:bC:5:LEU:H	2.04	0.65
32:cC:38:LEU:HD23	32:cC:41:VAL:CG2	2.26	0.65
31:fC:44:LEU:CD1	31:fC:99:LEU:CD1	2.75	0.65
8:cE:134:PHE:CE2	36:cE:513:CLA:CMC	2.79	0.65
13:iE:30:ARG:HA	13:iE:30:ARG:NH2	2.11	0.65
31:dH:52:ILE:CG1	31:dH:92:LEU:CD1	2.74	0.65
31:fH:44:LEU:CD1	31:fH:99:LEU:CD1	2.75	0.65
31:hH:4:PRO:CD	31:hH:5:LEU:H	2.04	0.65
31:bI:44:LEU:CD1	31:bI:99:LEU:CD1	2.74	0.65
31:dI:4:PRO:CD	31:dI:5:LEU:H	2.04	0.65
32:iJ:150:PRO:O	32:iJ:150:PRO:HD2	1.94	0.65
1:BA:58:HIS:HB2	33:gA:301:CYC:O2A	1.96	0.65
1:BA:104:TYR:HE2	32:cA:112:GLY:CA	2.05	0.65
1:BA:200:GLN:H	1:BA:200:GLN:HE21	1.45	0.65
13:ID:35:ARG:HG3	13:ID:35:ARG:O	1.95	0.65
13:IE:35:ARG:HG3	13:IE:35:ARG:O	1.95	0.65
4:YF:77:ARG:HG2	4:YF:77:ARG:NH1	2.02	0.65
28:BL:125:LYS:HB3	28:BL:125:LYS:NZ	2.07	0.65
13:I1:35:ARG:O	13:I1:35:ARG:HG3	1.95	0.65
32:i2:75:THR:HG1	32:i2:78:ARG:HG3	1.60	0.65
1:B2:205:ARG:CB	3:o4:76:GLU:CB	2.73	0.65
31:d3:52:ILE:CG1	31:d3:92:LEU:CD1	2.74	0.65
31:h3:44:LEU:CD1	31:h3:99:LEU:CD1	2.74	0.65
2:C4:154:ARG:CB	8:cE:10:LEU:HD23	2.27	0.65
31:b5:44:LEU:CD1	31:b5:99:LEU:CD1	2.74	0.65
31:d7:149:GLU:O	31:d7:152:SER:OG	2.13	0.65
31:j8:72:PRO:CD	31:j8:73:ASN:H	2.07	0.65
32:mA:44:ILE:HG13	32:mA:142:VAL:CG2	2.24	0.65
4:aB:56:VAL:HG12	4:aB:61:LEU:HB2	1.79	0.65
32:mC:44:ILE:HD11	32:mC:142:VAL:HG21	1.78	0.65
32:mJ:44:ILE:CD1	32:mJ:142:VAL:HG21	2.27	0.65
30:mK:52:ASP:OD1	30:mK:52:ASP:O	2.14	0.65
2:CB:154:ARG:C	8:cD:10:LEU:CD2	2.70	0.65
2:CB:731:VAL:HG11	2:CB:735:ARG:HH11	1.62	0.65
7:BD:73:GLN:OE1	7:BD:73:GLN:HA	1.96	0.65
8:CD:13:ARG:HD3	8:CD:13:ARG:N	2.11	0.65

Continued on next page...

Continued from previous page...

Atom-1	Atom-2	Interatomic distance (Å)	Clash overlap (Å)
8:CD:192:ASN:OD1	8:CD:195:VAL:CG1	2.45	0.65
9:DD:118:GLY:HA2	45:DD:401:PHO:H71	1.78	0.65
9:DE:90:LEU:HD13	9:DE:96:GLU:CB	2.27	0.65
9:DE:95:PRO:CG	12:HE:52:SER:HA	2.25	0.65
28:BG:125:LYS:O	28:BG:125:LYS:HG2	1.94	0.65
29:QG:142:VAL:HG12	29:QG:149:VAL:HG12	1.79	0.65
28:EK:117:PHE:CZ	28:EK:121:TYR:CG	2.84	0.65
3:IL:51:ILE:HG13	3:IL:89:LEU:CD1	2.26	0.65
9:d1:108:GLY:O	9:d1:109:GLY:O	2.15	0.65
13:i1:30:ARG:HA	13:i1:30:ARG:NH2	2.11	0.65
31:d2:44:LEU:CD1	31:d2:99:LEU:CD1	2.74	0.65
31:f2:44:LEU:CD1	31:f2:99:LEU:CD1	2.75	0.65
31:h3:149:GLU:O	31:h3:152:SER:OG	2.13	0.65
31:d5:44:LEU:CD1	31:d5:99:LEU:CD1	2.74	0.65
31:l5:44:LEU:CD1	31:l5:99:LEU:CD1	2.74	0.65
31:b6:72:PRO:CD	31:b6:73:ASN:H	2.07	0.65
31:h6:4:PRO:CD	31:h6:5:LEU:H	2.04	0.65
32:m6:44:ILE:HD11	32:m6:142:VAL:HG21	1.78	0.65
31:j7:44:LEU:CD1	31:j7:99:LEU:CD1	2.74	0.65
31:h9:42:LYS:O	31:h9:45:THR:OG1	2.12	0.65
31:h9:44:LEU:CD1	31:h9:99:LEU:CD1	2.74	0.65
31:dA:72:PRO:CD	31:dA:73:ASN:H	2.07	0.65
31:jA:42:LYS:O	31:jA:45:THR:OG1	2.12	0.65
31:bC:117:GLU:CD	32:gC:84:ARG:HH21	2.05	0.65
9:dD:55:VAL:CG2	9:dD:105:CYS:CB	2.64	0.65
13:iD:30:ARG:NH2	13:iD:30:ARG:HA	2.11	0.65
31:dI:149:GLU:O	31:dI:152:SER:OG	2.13	0.65
31:jI:44:LEU:CD1	31:jI:99:LEU:CD1	2.74	0.65
31:bJ:44:LEU:CD1	31:bJ:99:LEU:CD1	2.74	0.65
31:dJ:52:ILE:CG1	31:dJ:92:LEU:CD1	2.74	0.65
7:BE:94:GLU:OE1	40:BE:622:LMT:H32	1.75	0.65
9:DE:103:ARG:HH21	9:DE:103:ARG:CG	2.09	0.65
9:DE:103:ARG:CZ	10:EE:77:GLN:NE2	2.59	0.65
28:EF:127:THR:C	28:EF:129:ASN:CB	2.69	0.65
3:JF:52:LYS:NZ	1:BH:229:SER:N	2.45	0.65
1:BI:58:HIS:O	32:gI:84:ARG:NH1	2.30	0.65
28:EK:143:MET:HE1	3:ZK:52:LYS:CB	2.23	0.65
3:IL:70:GLY:O	3:IL:73:TYR:HE2	1.65	0.65
3:IL:71:ASN:HD22	3:IL:121:THR:HA	1.59	0.65
6:a1:338:ASN:N	35:a1:404:CL:CL	2.66	0.65
45:a1:413:PHO:HBC3	9:d1:279:LEU:HD12	1.78	0.65

Continued on next page...

Continued from previous page...

Atom-1	Atom-2	Interatomic distance (Å)	Clash overlap (Å)
8:c1:99:PHE:CZ	15:k1:14:TYR:CD2	2.79	0.65
15:k1:17:PHE:HE2	27:z1:9:LEU:CD2	2.10	0.65
31:l2:44:LEU:CD1	31:l2:99:LEU:CD1	2.74	0.65
2:C4:85:LEU:HD11	2:C4:87:ARG:CB	2.25	0.65
3:Q4:48:GLU:OE1	32:cI:114:ARG:NH1	2.28	0.65
31:b5:72:PRO:CD	31:b5:73:ASN:H	2.07	0.65
32:g5:145:PRO:CD	31:f6:61:ASN:CB	2.74	0.65
31:j5:44:LEU:CD1	31:j5:99:LEU:CD1	2.74	0.65
31:b6:44:LEU:CD1	31:b6:99:LEU:CD1	2.74	0.65
32:g6:84:ARG:NH1	1:B6:58:HIS:O	2.30	0.65
32:i6:82:CYS:HG	33:i6:202:CYC:CAC	1.92	0.65
31:l6:44:LEU:CD1	31:l6:99:LEU:CD1	2.74	0.65
32:c7:111:ASN:OD1	1:B7:187:TYR:CE1	2.43	0.65
31:d7:44:LEU:CD1	31:d7:99:LEU:CD1	2.74	0.65
31:l7:44:LEU:CD1	31:l7:99:LEU:CD1	2.74	0.65
31:b9:72:PRO:CD	31:b9:73:ASN:H	2.07	0.65
32:c9:38:LEU:HD23	32:c9:41:VAL:CG2	2.26	0.65
32:mA:44:ILE:HD11	32:mA:142:VAL:HG21	1.78	0.65
31:hC:84:CYS:CB	33:hC:201:CYC:CAC	2.56	0.65
32:iC:40:SER:O	32:iC:44:ILE:N	2.27	0.65
43:bD:616:BCR:H10C	39:bD:619:LMG:H412	1.78	0.65
31:hH:52:ILE:CG1	31:hH:92:LEU:CD1	2.74	0.65
31:jH:44:LEU:CD1	31:jH:99:LEU:CD1	2.74	0.65
31:fI:44:LEU:CD1	31:fI:99:LEU:CD1	2.75	0.65
30:mK:40:VAL:HG21	30:mK:97:LEU:HD21	1.79	0.65
2:CB:154:ARG:O	8:cD:10:LEU:CD2	2.45	0.65
18:OD:168:THR:HG22	18:oE:166:THR:C	2.21	0.65
8:CE:13:ARG:HD3	8:CE:13:ARG:N	2.11	0.65
17:ME:32:ARG:NH1	17:mE:36:GLU:HG2	2.09	0.65
3:XF:83:ARG:HA	1:BH:211:LYS:CE	2.26	0.65
1:BI:194:PHE:O	32:gI:121:GLY:HA3	1.96	0.65
13:I1:25:SER:C	13:I1:26:ASN:O	2.36	0.65
7:b1:496:GLN:HB2	25:x1:36:ILE:HD11	1.79	0.65
8:c1:454:LEU:HD13	21:S1:43:UNK:CB	2.26	0.65
15:k1:40:ALA:HA	15:k1:44:PHE:CE2	2.32	0.65
32:m3:44:ILE:HD11	32:m3:142:VAL:HG21	1.78	0.65
2:C4:364:ARG:NH2	2:C4:396:GLU:OE1	2.29	0.65
31:b5:52:ILE:CG1	31:b5:92:LEU:CD1	2.73	0.65
31:f5:44:LEU:CD1	31:f5:99:LEU:CD1	2.75	0.65
31:h5:44:LEU:CD1	31:h5:99:LEU:CD1	2.74	0.65
31:b6:117:GLU:CD	32:g6:84:ARG:HH21	2.05	0.65

Continued on next page...

Continued from previous page...

Atom-1	Atom-2	Interatomic distance (Å)	Clash overlap (Å)
1:B8:230:ARG:HD3	1:B8:230:ARG:O	1.97	0.65
31:h8:4:PRO:CD	31:h8:5:LEU:H	2.04	0.65
31:d9:44:LEU:CD1	31:d9:99:LEU:CD1	2.74	0.65
31:f9:72:PRO:CD	31:f9:73:ASN:H	2.07	0.65
31:dA:44:LEU:CD1	31:dA:99:LEU:CD1	2.74	0.65
31:lA:44:LEU:CD1	31:lA:99:LEU:CD1	2.74	0.65
31:dC:52:ILE:CG1	31:dC:92:LEU:CD1	2.74	0.65
6:aD:338:ASN:N	35:aD:403:CL:CL	2.66	0.65
8:cD:251:PHE:CE1	43:cD:515:BCR:C31	2.73	0.65
8:cD:259:LEU:HD21	36:cD:510:CLA:HHD	1.75	0.65
9:dD:108:GLY:O	9:dD:109:GLY:O	2.14	0.65
6:aE:268:SER:N	9:dE:235:PHE:CE2	2.48	0.65
31:bH:4:PRO:CD	31:bH:5:LEU:H	2.04	0.65
31:bH:44:LEU:CD1	31:bH:99:LEU:CD1	2.74	0.65
32:iI:126:SER:OG	33:iI:202:CYC:HMC1	1.94	0.65
31:lI:72:PRO:CD	31:lI:73:ASN:H	2.07	0.65
32:mI:44:ILE:CD1	32:mI:142:VAL:HG21	2.27	0.65
32:cJ:38:LEU:HD23	32:cJ:41:VAL:CG2	2.26	0.65
4:hK:108:VAL:HG23	33:hK:201:CYC:CAB	2.26	0.65
2:CB:85:LEU:HD12	2:CB:86:GLU:H	1.59	0.65
2:CB:431:TYR:CD2	33:hK:201:CYC:OB	2.50	0.65
1:BC:58:HIS:HB2	33:gC:301:CYC:O2A	1.96	0.65
43:BD:615:BCR:H10C	39:BD:618:LMG:H412	1.78	0.65
9:DD:90:LEU:HD13	9:DD:96:GLU:CB	2.27	0.65
8:CE:152:LEU:HD21	36:CE:508:CLA:HAB	1.78	0.65
4:IF:57:ALA:N	4:IF:61:LEU:CD2	2.54	0.65
3:IG:51:ILE:HG13	3:IG:89:LEU:CD1	2.26	0.65
3:PG:151:ALA:HB1	30:VG:20:THR:HG21	1.79	0.65
1:BH:230:ARG:HD3	1:BH:230:ARG:O	1.97	0.65
1:BI:205:ARG:CD	1:BI:207:VAL:HG11	2.26	0.65
28:BL:133:PRO:HG2	28:BL:137:MET:HE1	1.78	0.65
8:C1:13:ARG:HD3	8:C1:13:ARG:N	2.11	0.65
18:O1:228:ILE:O	18:oD:55:ARG:NH2	2.25	0.65
1:B2:194:PHE:CB	1:B2:195:PRO:CD	2.73	0.65
32:c3:38:LEU:HD23	32:c3:41:VAL:CG2	2.26	0.65
31:d3:149:GLU:O	31:d3:152:SER:OG	2.13	0.65
3:w4:3:ILE:HD11	3:w4:25:ARG:HE	1.62	0.65
2:C4:171:LEU:CD2	2:C4:235:PHE:CE2	2.80	0.65
2:C4:435:PHE:CZ	33:hF:201:CYC:HAA2	2.31	0.65
31:d8:149:GLU:O	31:d8:152:SER:OG	2.13	0.65
32:iA:150:PRO:HD2	32:iA:150:PRO:O	1.94	0.65

Continued on next page...

Continued from previous page...

Atom-1	Atom-2	Interatomic distance (Å)	Clash overlap (Å)
31:dC:44:LEU:CD1	31:dC:99:LEU:CD1	2.74	0.65
15:kD:17:PHE:HE2	27:zD:9:LEU:CD2	2.10	0.65
15:kD:40:ALA:HA	15:kD:44:PHE:CE2	2.32	0.65
15:kE:40:ALA:HA	15:kE:44:PHE:CE2	2.32	0.65
4:hF:85:LEU:HD22	33:hF:201:CYC:HBC3	1.63	0.65
1:BA:226:LYS:HZ3	1:BA:226:LYS:C	2.04	0.65
3:XB:82:LEU:CD2	1:B7:235:VAL:N	2.60	0.65
7:BD:243:ALA:CB	7:BD:466:HIS:CD2	2.80	0.65
18:OD:168:THR:OG1	18:oE:168:THR:OG1	2.14	0.65
3:JF:65:VAL:HG13	3:JF:72:ALA:HB3	1.78	0.65
28:BG:116:THR:HG21	4:MG:144:ASP:HB2	1.73	0.65
1:BJ:237:ARG:HB3	1:BJ:237:ARG:CZ	2.27	0.65
3:IL:101:VAL:HG12	3:IL:155:TYR:CE2	2.24	0.65
14:J1:6:LYS:HD3	14:J1:6:LYS:H	1.62	0.65
31:j2:44:LEU:CD1	31:j2:99:LEU:CD1	2.74	0.65
31:j3:44:LEU:CD1	31:j3:99:LEU:CD1	2.74	0.65
32:m3:44:ILE:CD1	32:m3:142:VAL:HG21	2.27	0.65
31:f5:42:LYS:O	31:f5:45:THR:OG1	2.11	0.65
31:f6:44:LEU:CD1	31:f6:99:LEU:CD1	2.75	0.65
31:b7:4:PRO:CD	31:b7:5:LEU:H	2.04	0.65
31:b7:44:LEU:CD1	31:b7:99:LEU:CD1	2.74	0.65
1:B8:204:ARG:CB	3:dK:47:ARG:NH2	2.56	0.65
31:b9:44:LEU:CD1	31:b9:99:LEU:CD1	2.74	0.65
31:b9:52:ILE:CG1	31:b9:92:LEU:CD1	2.73	0.65
31:d9:72:PRO:CD	31:d9:73:ASN:H	2.07	0.65
32:g9:72:ASN:OD1	1:B9:194:PHE:HD2	1.80	0.65
8:cD:99:PHE:CZ	15:kD:14:TYR:CD2	2.79	0.65
33:7G:201:CYC:HB	33:7G:201:CYC:HMA1	1.62	0.65
31:fH:72:PRO:CD	31:fH:73:ASN:H	2.07	0.65
31:lH:42:LYS:O	31:lH:45:THR:OG1	2.12	0.65
31:bI:117:GLU:CD	32:gI:84:ARG:HH21	2.05	0.65
32:mI:44:ILE:HD11	32:mI:142:VAL:HG21	1.78	0.65
31:lJ:42:LYS:O	31:lJ:45:THR:OG1	2.12	0.65
2:CB:74:ARG:HG2	27:zD:30:PRO:CG	2.15	0.65
8:CD:133:PHE:CE1	8:CD:150:TYR:CE2	2.85	0.65
9:DD:103:ARG:HH21	9:DD:103:ARG:CG	2.09	0.65
28:EK:111:THR:OG1	4:hK:35:GLU:HB3	1.96	0.65
7:b1:289:GLN:HA	7:b1:292:ILE:HB	1.79	0.65
31:b2:44:LEU:CD1	31:b2:99:LEU:CD1	2.74	0.65
32:m2:44:ILE:HD11	32:m2:142:VAL:HG21	1.78	0.65
31:b3:149:GLU:O	31:b3:152:SER:OG	2.12	0.65

Continued on next page...

Continued from previous page...

Atom-1	Atom-2	Interatomic distance (Å)	Clash overlap (Å)
31:h3:52:ILE:CG1	31:h3:92:LEU:CD1	2.74	0.65
31:j3:72:PRO:CD	31:j3:73:ASN:H	2.07	0.65
2:C4:435:PHE:CZ	33:hF:201:CYC:CAA	2.78	0.65
2:C4:731:VAL:HG11	2:C4:735:ARG:HH11	1.62	0.65
31:b5:117:GLU:CD	32:g5:84:ARG:HH21	2.05	0.65
31:f6:72:PRO:CD	31:f6:73:ASN:H	2.07	0.65
32:e7:126:SER:OG	33:e7:201:CYC:HMC1	1.94	0.65
31:b8:52:ILE:CG1	31:b8:92:LEU:CD1	2.73	0.65
32:m8:44:ILE:CD1	32:m8:142:VAL:HG21	2.27	0.65
32:m8:44:ILE:HD11	32:m8:142:VAL:HG21	1.78	0.65
31:j9:72:PRO:CD	31:j9:73:ASN:H	2.07	0.65
31:bC:149:GLU:O	31:bC:152:SER:OG	2.12	0.65
36:aD:406:CLA:C1B	13:iD:12:VAL:HG22	2.26	0.65
7:bD:496:GLN:HB2	25:xD:36:ILE:HD11	1.78	0.65
8:cD:226:TRP:HH2	40:cD:501:LMT:H101	1.56	0.65
7:bE:492:TRP:N	7:bE:492:TRP:HE3	1.95	0.65
9:dE:89:LEU:C	9:dE:91:PHE:CD1	2.71	0.65
9:dE:111:TRP:O	9:dE:112:ALA:C	2.26	0.65
32:eH:73:ALA:CB	32:eH:79:MET:SD	2.79	0.65
32:iI:40:SER:O	32:iI:44:ILE:N	2.27	0.65
31:hJ:4:PRO:CD	31:hJ:5:LEU:H	2.04	0.65
31:lJ:72:PRO:CD	31:lJ:73:ASN:H	2.07	0.65
4:7L:74:THR:HG21	5:8L:63:ASN:HB3	1.76	0.65
33:7L:201:CYC:HB	33:7L:201:CYC:HMA1	1.62	0.65
1:BC:230:ARG:HH22	32:cI:14:THR:HG23	1.61	0.65
7:BE:73:GLN:OE1	7:BE:84:VAL:HG11	1.96	0.65
8:CE:133:PHE:CE1	8:CE:150:TYR:CE2	2.85	0.65
28:EF:113:GLU:CA	4:hF:35:GLU:CG	2.75	0.65
3:IG:4:VAL:HG12	3:IG:8:ILE:CG1	2.24	0.65
4:OG:121:VAL:HG13	33:OG:201:CYC:HC	1.62	0.65
3:XK:83:ARG:C	3:XK:85:LEU:N	2.54	0.65
3:IL:58:LEU:HD22	3:IL:129:GLY:HA2	1.78	0.65
4:OL:121:VAL:HG11	33:OL:201:CYC:HC	1.54	0.65
7:B1:243:ALA:CB	7:B1:466:HIS:CD2	2.80	0.65
15:K1:11:PRO:HB3	15:K1:14:TYR:CD1	2.31	0.65
1:B5:229:SER:O	3:4L:82:LEU:CD1	2.45	0.65
31:d5:4:PRO:CD	31:d5:5:LEU:H	2.03	0.65
31:h5:52:ILE:CG1	31:h5:92:LEU:CD1	2.74	0.65
31:b7:117:GLU:CD	32:g7:84:ARG:HH21	2.05	0.65
31:b8:117:GLU:CD	32:g8:84:ARG:HH21	2.05	0.65
31:h8:52:ILE:CG1	31:h8:92:LEU:CD1	2.74	0.65

Continued on next page...

Continued from previous page...

Atom-1	Atom-2	Interatomic distance (Å)	Clash overlap (Å)
31:b9:117:GLU:CD	32:g9:84:ARG:HH21	2.05	0.65
31:j9:4:PRO:CD	31:j9:5:LEU:H	2.04	0.65
32:m9:44:ILE:HD11	32:m9:142:VAL:HG21	1.78	0.65
31:bA:44:LEU:CD1	31:bA:99:LEU:CD1	2.74	0.65
31:jA:149:GLU:O	31:jA:152:SER:OG	2.13	0.65
31:hC:42:LYS:O	31:hC:45:THR:OG1	2.12	0.65
15:kE:14:TYR:CZ	27:zE:58:ASN:ND2	2.65	0.65
15:kE:17:PHE:HE2	27:zE:9:LEU:CD2	2.10	0.65
32:mH:44:ILE:CD1	32:mH:142:VAL:HG21	2.27	0.65
31:lI:42:LYS:O	31:lI:45:THR:OG1	2.12	0.65
31:jJ:72:PRO:CD	31:jJ:73:ASN:H	2.07	0.65
33:VB:201:CYC:CAA	4:aB:62:TYR:CG	2.79	0.64
1:BC:227:GLN:OE1	32:cI:15:ARG:CA	2.38	0.64
3:ZF:126:VAL:HG23	33:ZF:201:CYC:CMC	2.27	0.64
4:HG:115:THR:CB	2:B4:472:ILE:CD1	2.74	0.64
1:BJ:58:HIS:O	32:gJ:84:ARG:NH1	2.30	0.64
28:EK:135:PRO:CB	29:gK:65:GLU:HG3	2.27	0.64
3:IL:27:LYS:HG3	4:JL:38:VAL:HG21	1.79	0.64
3:PL:151:ALA:HB1	30:VL:20:THR:HG21	1.79	0.64
8:C1:133:PHE:CE1	8:C1:150:TYR:CE2	2.85	0.64
8:C1:402:GLN:NE2	8:C1:402:GLN:O	2.29	0.64
32:c2:10:SER:CA	1:B3:230:ARG:NH1	2.60	0.64
31:d3:44:LEU:CD1	31:d3:99:LEU:CD1	2.74	0.64
33:g3:202:CYC:O2A	1:B3:58:HIS:HB2	1.96	0.64
31:d6:72:PRO:CD	31:d6:73:ASN:H	2.07	0.64
32:m7:44:ILE:CD1	32:m7:142:VAL:HG21	2.27	0.64
31:j8:149:GLU:O	31:j8:152:SER:OG	2.13	0.64
31:b9:149:GLU:O	31:b9:152:SER:OG	2.12	0.64
31:f9:44:LEU:CD1	31:f9:99:LEU:CD1	2.75	0.64
1:B9:205:ARG:CD	1:B9:207:VAL:HG11	2.27	0.64
31:fC:4:PRO:CD	31:fC:5:LEU:H	2.04	0.64
31:hC:72:PRO:CD	31:hC:73:ASN:H	2.07	0.64
31:lC:44:LEU:CD1	31:lC:99:LEU:CD1	2.74	0.64
8:cD:259:LEU:CD1	36:cD:510:CLA:C3D	2.75	0.64
31:bI:149:GLU:O	31:bI:152:SER:OG	2.12	0.64
31:hI:4:PRO:CD	31:hI:5:LEU:H	2.04	0.64
33:VB:201:CYC:CHA	4:aB:62:TYR:HE1	2.08	0.64
7:BE:243:ALA:CB	7:BE:466:HIS:CD2	2.80	0.64
8:CE:397:ILE:H	8:CE:397:ILE:CD1	1.98	0.64
28:EF:111:THR:OG1	4:hF:35:GLU:HB3	1.96	0.64
3:IG:105:GLU:CG	3:IG:155:TYR:CE2	2.80	0.64

Continued on next page...

Continued from previous page...

Atom-1	Atom-2	Interatomic distance (Å)	Clash overlap (Å)
28:EK:113:GLU:CA	4:hK:35:GLU:CG	2.75	0.64
7:B1:75:TRP:CE3	7:B1:94:GLU:CB	2.81	0.64
7:B1:496:GLN:HE21	7:B1:496:GLN:HA	1.61	0.64
32:g2:84:ARG:NH1	1:B2:58:HIS:O	2.30	0.64
31:j2:42:LYS:O	31:j2:45:THR:OG1	2.12	0.64
31:b3:44:LEU:CD1	31:b3:99:LEU:CD1	2.74	0.64
1:B5:230:ARG:HD3	1:B5:230:ARG:O	1.97	0.64
32:c7:14:THR:HG22	1:B7:194:PHE:HA	1.79	0.64
31:h7:42:LYS:O	31:h7:45:THR:OG1	2.12	0.64
31:d8:4:PRO:CD	31:d8:5:LEU:H	2.03	0.64
31:bA:117:GLU:CD	32:gA:84:ARG:HH21	2.05	0.64
31:dA:4:PRO:CD	31:dA:5:LEU:H	2.04	0.64
8:cD:259:LEU:HD21	36:cD:510:CLA:C4C	2.26	0.64
9:dD:92:LEU:C	9:dD:97:ALA:HB1	2.22	0.64
18:oD:55:ARG:CG	18:oD:167:SER:OG	2.45	0.64
31:dH:149:GLU:O	31:dH:152:SER:OG	2.13	0.64
31:dJ:72:PRO:CD	31:dJ:73:ASN:H	2.07	0.64
31:hJ:72:PRO:CD	31:hJ:73:ASN:H	2.07	0.64
3:VB:76:GLU:HA	1:B6:237:ARG:HH12	1.63	0.64
18:OD:227:HIS:HB2	18:OD:241:GLU:HG2	1.79	0.64
3:JK:76:GLU:HA	1:B8:235:VAL:HG13	1.80	0.64
28:BL:116:THR:HG21	4:ML:144:ASP:HB2	1.73	0.64
29:QL:155:GLN:HG3	29:QL:156:PRO:CD	2.27	0.64
9:D1:103:ARG:HH21	9:D1:103:ARG:CG	2.09	0.64
31:d2:72:PRO:CD	31:d2:73:ASN:H	2.07	0.64
1:B5:58:HIS:O	32:g5:84:ARG:NH1	2.30	0.64
31:l6:42:LYS:O	31:l6:45:THR:OG1	2.12	0.64
1:B6:203:VAL:HG12	3:uB:77:MET:HG2	1.79	0.64
32:c7:153:CYS:SG	33:c7:202:CYC:CBC	2.70	0.64
31:f7:44:LEU:CD1	31:f7:99:LEU:CD1	2.75	0.64
33:g7:202:CYC:O2A	1:B7:58:HIS:HB2	1.96	0.64
31:j9:149:GLU:O	31:j9:152:SER:OG	2.13	0.64
31:bA:149:GLU:O	31:bA:152:SER:OG	2.12	0.64
32:cA:38:LEU:HD23	32:cA:41:VAL:CG2	2.26	0.64
31:dA:52:ILE:CG1	31:dA:92:LEU:CD1	2.74	0.64
31:fA:44:LEU:CD1	31:fA:99:LEU:CD1	2.75	0.64
31:jA:44:LEU:CD1	31:jA:99:LEU:CD1	2.74	0.64
32:mA:44:ILE:HG12	32:mA:142:VAL:HG21	1.70	0.64
8:cD:262:SER:OG	36:cD:508:CLA:C1A	2.45	0.64
9:dE:92:LEU:C	9:dE:97:ALA:HB1	2.22	0.64
32:cJ:153:CYS:SG	33:cJ:202:CYC:CBC	2.70	0.64

Continued on next page...

Continued from previous page...

Atom-1	Atom-2	Interatomic distance (Å)	Clash overlap (Å)
7:BD:94:GLU:OE1	40:BD:622:LMT:C2	2.45	0.64
7:BE:75:TRP:HE3	7:BE:94:GLU:CG	1.92	0.64
28:EF:115:MET:HE3	28:EF:115:MET:O	1.97	0.64
3:IG:54:ALA:CB	3:IG:133:MET:SD	2.86	0.64
7:B1:73:GLN:OE1	7:B1:73:GLN:HA	1.96	0.64
43:b1:616:BCR:H10C	39:b1:619:LMG:H412	1.78	0.64
9:d1:92:LEU:C	9:d1:97:ALA:HB1	2.22	0.64
31:h2:52:ILE:CG1	31:h2:92:LEU:CD1	2.74	0.64
31:f3:44:LEU:CD1	31:f3:99:LEU:CD1	2.75	0.64
2:C4:502:ILE:HD13	4:aF:79:ALA:HB1	1.73	0.64
31:d5:42:LYS:O	31:d5:45:THR:OG1	2.12	0.64
32:m5:44:ILE:HD11	32:m5:142:VAL:HG21	1.78	0.64
31:l7:4:PRO:CD	31:l7:5:LEU:H	2.04	0.64
31:f8:44:LEU:CD1	31:f8:99:LEU:CD1	2.75	0.64
31:lA:91:TYR:CE2	31:lA:129:TYR:HE1	2.05	0.64
31:hC:52:ILE:CG1	31:hC:92:LEU:CD1	2.74	0.64
6:aE:338:ASN:N	35:aE:403:CL:CL	2.66	0.64
9:dE:108:GLY:O	9:dE:109:GLY:O	2.15	0.64
3:6G:80:THR:CG2	33:6G:201:CYC:C1D	2.75	0.64
31:lH:149:GLU:O	31:lH:152:SER:OG	2.12	0.64
31:fI:64:PRO:HG3	32:gJ:144:ASP:OD2	1.98	0.64
31:hI:72:PRO:CD	31:hI:73:ASN:H	2.07	0.64
31:dJ:4:PRO:CD	31:dJ:5:LEU:H	2.03	0.64
31:dJ:149:GLU:O	31:dJ:152:SER:OG	2.13	0.64
4:TB:62:TYR:O	1:B9:240:LEU:CD2	2.45	0.64
7:BD:87:ASN:OD1	7:BD:87:ASN:N	2.22	0.64
28:BG:143:MET:HE1	3:KG:52:LYS:CE	2.28	0.64
3:IG:39:ILE:CD1	3:IG:145:ASP:CG	2.66	0.64
3:IG:58:LEU:HD22	3:IG:129:GLY:HA2	1.77	0.64
1:BI:200:GLN:H	1:BI:200:GLN:NE2	1.96	0.64
3:IL:112:VAL:CG1	3:IL:116:TYR:HD2	2.07	0.64
32:g2:72:ASN:HD21	1:B2:195:PRO:HB3	1.62	0.64
32:m2:44:ILE:CD1	32:m2:142:VAL:HG21	2.27	0.64
1:B2:231:PRO:HA	3:O4:52:LYS:HZ1	1.63	0.64
31:b3:117:GLU:CD	32:g3:84:ARG:HH21	2.05	0.64
4:a4:64:ASP:O	4:a4:68:PRO:CG	2.45	0.64
1:B8:58:HIS:O	32:g8:84:ARG:NH1	2.30	0.64
31:j9:44:LEU:CD1	31:j9:99:LEU:CD1	2.74	0.64
32:mA:44:ILE:CD1	32:mA:142:VAL:HG21	2.27	0.64
31:bC:52:ILE:CG1	31:bC:92:LEU:CD1	2.74	0.64
31:jC:72:PRO:CD	31:jC:73:ASN:H	2.07	0.64

Continued on next page...

Continued from previous page...

Atom-1	Atom-2	Interatomic distance (Å)	Clash overlap (Å)
32:cI:145:PRO:HD2	32:cI:145:PRO:O	1.98	0.64
31:fJ:44:LEU:CD1	31:fJ:99:LEU:CD1	2.75	0.64
1:BA:220:ASN:HB3	3:uB:56:ASN:ND2	2.12	0.64
2:CB:536:SER:OG	5:NK:28:THR:HG21	1.98	0.64
1:BC:200:GLN:NE2	1:BC:202:SER:OG	2.30	0.64
1:BC:220:ASN:HB3	3:u4:56:ASN:ND2	2.12	0.64
7:BD:94:GLU:OE2	40:BD:622:LMT:C1'	2.45	0.64
8:CE:122:ARG:HH22	27:ZE:33:TRP:CG	2.16	0.64
1:BI:237:ARG:HH12	3:V4:76:GLU:HA	1.63	0.64
1:BJ:230:ARG:HD3	1:BJ:230:ARG:O	1.97	0.64
3:JK:65:VAL:HG13	3:JK:72:ALA:HB3	1.78	0.64
4:YK:72:MET:HE1	4:YK:81:CYS:SG	2.37	0.64
3:IL:90:ARG:NH1	4:JL:16:GLY:O	2.31	0.64
9:d1:110:LEU:O	9:d1:113:PHE:C	2.41	0.64
31:b2:117:GLU:CD	32:g2:84:ARG:HH21	2.05	0.64
31:h2:72:PRO:CD	31:h2:73:ASN:H	2.07	0.64
1:B2:205:ARG:CD	1:B2:207:VAL:HG11	2.27	0.64
1:B2:229:SER:OG	1:B2:233:ASN:OD1	2.16	0.64
1:B2:237:ARG:NH2	3:O4:76:GLU:HB2	2.12	0.64
1:B5:237:ARG:HB3	1:B5:237:ARG:CZ	2.27	0.64
31:b5:149:GLU:O	31:b5:152:SER:OG	2.12	0.64
1:B6:210:GLU:CD	4:zB:128:GLN:NE2	2.56	0.64
31:b7:72:PRO:CD	31:b7:73:ASN:H	2.07	0.64
31:b8:70:GLN:HE22	31:l9:57:GLN:HA	1.62	0.64
15:kD:14:TYR:CZ	27:zD:58:ASN:ND2	2.65	0.64
8:cE:141:LYS:HG2	8:cE:253:TRP:CD1	2.33	0.64
31:hH:84:CYS:CB	33:hH:201:CYC:CAC	2.56	0.64
8:CD:397:ILE:H	8:CD:397:ILE:CD1	1.98	0.64
27:ZE:36:SER:HA	27:ZE:39:LEU:CD1	2.24	0.64
28:BG:131:ARG:HH21	28:BG:131:ARG:HG3	1.63	0.64
3:IG:90:ARG:NH1	4:JG:16:GLY:O	2.31	0.64
3:IG:126:VAL:CG2	33:IG:201:CYC:HMC3	2.28	0.64
1:BI:200:GLN:H	1:BI:200:GLN:CD	2.05	0.64
18:O1:241:GLU:CD	18:O1:241:GLU:H	2.06	0.64
8:c1:251:PHE:CE2	36:c1:507:CLA:HAA2	2.31	0.64
37:d1:408:PL9:H362	16:l1:32:LEU:HD13	1.80	0.64
1:B2:205:ARG:HH21	1:B2:205:ARG:CG	2.11	0.64
2:B4:141:VAL:HG21	2:B4:211:GLN:CB	2.27	0.64
31:f5:4:PRO:CD	31:f5:5:LEU:H	2.04	0.64
32:c7:155:ALA:O	32:c7:158:SER:CB	2.46	0.64
32:c8:154:SER:O	32:c8:157:ALA:HB3	1.98	0.64

Continued on next page...

Continued from previous page...

Atom-1	Atom-2	Interatomic distance (Å)	Clash overlap (Å)
32:g9:84:ARG:NH1	1:B9:58:HIS:O	2.30	0.64
31:fA:72:PRO:CD	31:fA:73:ASN:H	2.07	0.64
32:cC:145:PRO:HD2	32:cC:145:PRO:O	1.98	0.64
31:hC:4:PRO:CD	31:hC:5:LEU:H	2.04	0.64
11:fD:8:GLN:CG	11:fD:9:PRO:CD	2.75	0.64
7:bE:496:GLN:HB2	25:xE:36:ILE:HD11	1.78	0.64
31:bH:117:GLU:CD	32:gH:84:ARG:HH21	2.05	0.64
31:fH:149:GLU:O	31:fH:152:SER:OG	2.13	0.64
32:cI:154:SER:O	32:cI:157:ALA:HB3	1.98	0.64
2:CB:171:LEU:CD2	2:CB:235:PHE:CE2	2.80	0.64
2:CB:435:PHE:CZ	33:hK:201:CYC:CAA	2.80	0.64
1:BC:226:LYS:HZ3	1:BC:226:LYS:C	2.05	0.64
7:BE:87:ASN:OD1	7:BE:87:ASN:N	2.22	0.64
8:CE:13:ARG:NE	36:CE:513:CLA:HED2	2.13	0.64
14:JE:6:LYS:HD3	14:JE:6:LYS:H	1.62	0.64
28:EF:140:PHE:CD1	3:ZF:83:ARG:CG	2.81	0.64
3:IG:62:ARG:NH1	3:IG:128:GLU:OE2	2.30	0.64
28:EK:140:PHE:CD1	3:ZK:83:ARG:CG	2.81	0.64
9:D1:90:LEU:HD13	9:D1:96:GLU:CB	2.27	0.64
31:b2:149:GLU:O	31:b2:152:SER:OG	2.12	0.64
2:C4:85:LEU:HD12	2:C4:86:GLU:H	1.59	0.64
32:cH:145:PRO:HD2	32:cH:145:PRO:O	1.98	0.64
32:cH:154:SER:O	32:cH:157:ALA:HB3	1.98	0.64
31:dI:52:ILE:CG1	31:dI:92:LEU:CD1	2.74	0.64
6:AE:12:ASN:HB3	6:AE:15:GLU:HB2	1.80	0.64
43:BE:615:BCR:H10C	39:BE:618:LMG:H412	1.78	0.64
21:SE:45:UNK:HA	8:cE:454:LEU:O	1.98	0.64
4:YF:81:CYS:CA	33:YF:201:CYC:CHD	2.76	0.64
28:BG:113:GLU:CG	4:MG:36:LEU:CD2	2.52	0.64
3:IG:27:LYS:HG3	4:JG:38:VAL:HG21	1.79	0.64
1:BJ:239:ALA:H	4:1G:63:SER:CA	2.09	0.64
28:EK:118:ALA:HB1	4:hK:37:ARG:NH1	2.13	0.64
8:C1:13:ARG:NE	36:C1:513:CLA:HED2	2.13	0.64
7:b1:498:VAL:N	9:d1:23:LYS:O	2.31	0.64
21:S1:17:UNK:O	21:S1:18:UNK:CB	2.46	0.64
32:c2:14:THR:CB	1:B3:230:ARG:HH22	2.07	0.64
32:c5:150:PRO:HD2	32:c5:150:PRO:O	1.98	0.64
31:b6:4:PRO:CD	31:b6:5:LEU:H	2.04	0.64
32:c6:155:ALA:O	32:c6:158:SER:CB	2.46	0.64
32:i6:55:ALA:O	32:i6:59:LEU:HG	1.98	0.64
1:B6:203:VAL:CG1	3:uB:77:MET:CG	2.75	0.64

Continued on next page...

Continued from previous page...

Atom-1	Atom-2	Interatomic distance (Å)	Clash overlap (Å)
1:B8:237:ARG:HB3	1:B8:237:ARG:CZ	2.27	0.64
32:c9:150:PRO:HD2	32:c9:150:PRO:O	1.98	0.64
32:i9:40:SER:O	32:i9:44:ILE:N	2.27	0.64
31:bA:52:ILE:CG1	31:bA:92:LEU:CD1	2.73	0.64
31:hA:149:GLU:O	31:hA:152:SER:OG	2.13	0.64
3:wB:3:ILE:HD11	3:wB:25:ARG:HE	1.61	0.64
32:cJ:150:PRO:HD2	32:cJ:150:PRO:O	1.98	0.64
31:fJ:72:PRO:CD	31:fJ:73:ASN:H	2.07	0.64
2:BB:52:LYS:NZ	2:BB:226:GLU:OE1	2.30	0.64
7:BD:496:GLN:HE21	7:BD:496:GLN:HA	1.61	0.64
8:CD:13:ARG:NE	36:CD:513:CLA:HED2	2.13	0.64
18:OD:166:THR:O	18:oE:168:THR:HB	1.97	0.64
21:SD:45:UNK:HA	8:cD:454:LEU:O	1.98	0.64
7:BE:246:PHE:CE1	7:BE:250:PHE:CD2	2.86	0.64
1:BH:58:HIS:O	32:gH:84:ARG:NH1	2.30	0.64
19:Q1:57:THR:HG23	19:Q1:59:LEU:H	1.63	0.64
8:c1:257:ALA:O	8:c1:260:SER:N	2.23	0.64
43:c1:515:BCR:C2	13:i1:24:LEU:HD22	2.24	0.64
1:B6:205:ARG:CD	1:B6:207:VAL:HG11	2.26	0.64
31:h8:72:PRO:CD	31:h8:73:ASN:H	2.07	0.64
32:c9:154:SER:O	32:c9:157:ALA:HB3	1.98	0.64
32:c9:155:ALA:O	32:c9:158:SER:CB	2.46	0.64
32:cI:155:ALA:O	32:cI:158:SER:CB	2.46	0.64
31:jI:4:PRO:CD	31:jI:5:LEU:H	2.04	0.64
31:bJ:4:PRO:CD	31:bJ:5:LEU:H	2.04	0.64
3:6L:80:THR:CG2	33:6L:201:CYC:C1D	2.75	0.64
14:JD:6:LYS:HD3	14:JD:6:LYS:H	1.62	0.63
19:QD:57:THR:HG23	19:QD:59:LEU:H	1.63	0.63
28:EF:105:ASN:N	28:EF:105:ASN:OD1	2.31	0.63
28:BG:125:LYS:HB3	28:BG:125:LYS:NZ	2.07	0.63
3:IG:112:VAL:CG1	3:IG:116:TYR:HD2	2.08	0.63
1:BJ:21:TYR:O	31:fJ:113:ALA:O	2.16	0.63
28:EK:115:MET:HE3	28:EK:115:MET:O	1.97	0.63
28:EK:127:THR:C	28:EK:129:ASN:CB	2.69	0.63
3:XK:2:SER:N	3:XK:5:THR:HG1	1.96	0.63
3:IL:54:ALA:CB	3:IL:133:MET:SD	2.86	0.63
7:B1:238:LEU:O	7:B1:238:LEU:HD12	1.97	0.63
8:C1:192:ASN:HA	40:C1:520:LMT:H21	1.79	0.63
7:b1:73:GLN:CB	7:b1:88:PRO:HG3	2.28	0.63
9:d1:71:CYS:HB2	9:d1:75:THR:HG23	1.80	0.63
32:c2:145:PRO:HD2	32:c2:145:PRO:O	1.98	0.63

Continued on next page...

Continued from previous page...

Atom-1	Atom-2	Interatomic distance (Å)	Clash overlap (Å)
32:i3:55:ALA:O	32:i3:59:LEU:HG	1.98	0.63
1:B5:239:ALA:N	4:1L:63:SER:N	2.45	0.63
32:m6:44:ILE:CD1	32:m6:142:VAL:HG21	2.27	0.63
32:e7:55:ALA:O	32:e7:59:LEU:HG	1.99	0.63
32:i7:55:ALA:O	32:i7:59:LEU:HG	1.98	0.63
32:c8:145:PRO:HD2	32:c8:145:PRO:O	1.98	0.63
32:m8:44:ILE:HG12	32:m8:142:VAL:HG21	1.70	0.63
32:i9:55:ALA:O	32:i9:59:LEU:HG	1.98	0.63
32:m9:55:ALA:O	32:m9:59:LEU:HG	1.99	0.63
6:aD:268:SER:N	9:dD:235:PHE:CE2	2.48	0.63
7:bD:73:GLN:CB	7:bD:88:PRO:HG3	2.28	0.63
9:dD:71:CYS:HB2	9:dD:75:THR:HG23	1.80	0.63
32:mH:44:ILE:HD11	32:mH:142:VAL:HG21	1.78	0.63
1:BA:205:ARG:N	3:qB:77:MET:CE	2.61	0.63
3:XB:60:GLN:CG	1:B9:197:VAL:HB	2.28	0.63
40:BD:623:LMT:C4'	13:iD:1:MET:HE1	2.22	0.63
28:EF:131:ARG:HG3	28:EF:131:ARG:HH21	1.63	0.63
28:EF:135:PRO:CB	29:gF:65:GLU:HG3	2.27	0.63
5:NF:28:THR:HG21	2:C4:536:SER:OG	1.98	0.63
29:QG:155:GLN:HG3	29:QG:156:PRO:CD	2.28	0.63
28:EK:131:ARG:HG3	28:EK:131:ARG:HH21	1.63	0.63
4:YK:119:LEU:HD13	33:YK:201:CYC:CHA	2.28	0.63
3:IL:104:ILE:HG21	3:IL:156:LEU:CG	2.27	0.63
13:i1:30:ARG:HH21	13:i1:30:ARG:HA	1.63	0.63
32:g2:55:ALA:O	32:g2:59:LEU:HG	1.99	0.63
31:h2:12:ALA:HB2	31:h2:23:GLU:OE2	1.99	0.63
32:c3:150:PRO:HD2	32:c3:150:PRO:O	1.98	0.63
32:e3:55:ALA:O	32:e3:59:LEU:HG	1.98	0.63
2:B4:549:VAL:HG22	3:4G:107:ILE:HD12	1.77	0.63
2:C4:148:ARG:HH12	8:cE:13:ARG:CZ	2.08	0.63
32:c5:155:ALA:O	32:c5:158:SER:CB	2.46	0.63
32:k5:55:ALA:O	32:k5:59:LEU:HG	1.98	0.63
31:h6:12:ALA:HB2	31:h6:23:GLU:OE2	1.98	0.63
31:j6:149:GLU:O	31:j6:152:SER:OG	2.12	0.63
32:k6:55:ALA:O	32:k6:59:LEU:HG	1.98	0.63
31:l6:149:GLU:O	31:l6:152:SER:OG	2.12	0.63
32:m6:55:ALA:O	32:m6:59:LEU:HG	1.99	0.63
31:f7:72:PRO:CD	31:f7:73:ASN:H	2.07	0.63
32:k9:55:ALA:O	32:k9:59:LEU:HG	1.98	0.63
31:bA:12:ALA:HB2	31:bA:23:GLU:OE2	1.99	0.63
32:cA:154:SER:O	32:cA:157:ALA:HB3	1.98	0.63

Continued on next page...

Continued from previous page...

Atom-1	Atom-2	Interatomic distance (Å)	Clash overlap (Å)
32:cC:155:ALA:O	32:cC:158:SER:CB	2.46	0.63
32:iC:55:ALA:O	32:iC:59:LEU:HG	1.98	0.63
32:kC:55:ALA:O	32:kC:59:LEU:HG	1.98	0.63
9:dD:89:LEU:C	9:dD:91:PHE:CD1	2.71	0.63
13:iD:30:ARG:HH21	13:iD:30:ARG:HA	1.63	0.63
7:bE:73:GLN:CB	7:bE:88:PRO:HG3	2.28	0.63
9:dE:71:CYS:HB2	9:dE:75:THR:HG23	1.80	0.63
9:dE:102:THR:CG2	40:dE:413:LMT:C6'	2.77	0.63
31:hI:12:ALA:HB2	31:hI:23:GLU:OE2	1.98	0.63
32:iJ:40:SER:O	32:iJ:44:ILE:N	2.27	0.63
2:BB:80:SER:H	12:HD:17:GLU:CB	2.12	0.63
6:AD:12:ASN:HB3	6:AD:15:GLU:HB2	1.80	0.63
27:ZD:36:SER:HA	27:ZD:39:LEU:CD1	2.24	0.63
28:EF:118:ALA:HB1	4:hF:37:ARG:NH1	2.13	0.63
1:BI:210:GLU:CD	4:z4:128:GLN:NE2	2.56	0.63
3:IL:112:VAL:HG11	3:IL:160:MET:HE1	1.81	0.63
3:IL:126:VAL:CG2	33:IL:201:CYC:HMC3	2.28	0.63
29:QL:142:VAL:HG12	29:QL:149:VAL:HG12	1.79	0.63
29:QL:154:GLU:HA	29:QL:154:GLU:OE2	1.98	0.63
8:C1:390:SER:OG	8:C1:394:VAL:N	2.31	0.63
8:c1:454:LEU:O	21:S1:45:UNK:HA	1.98	0.63
9:d1:102:THR:CG2	40:d1:413:LMT:C6'	2.77	0.63
9:d1:108:GLY:O	9:d1:109:GLY:C	2.39	0.63
31:l2:12:ALA:HB2	31:l2:23:GLU:OE2	1.99	0.63
31:l2:149:GLU:O	31:l2:152:SER:OG	2.12	0.63
32:c3:145:PRO:HD2	32:c3:145:PRO:O	1.98	0.63
31:d3:72:PRO:CD	31:d3:73:ASN:H	2.07	0.63
32:m3:44:ILE:HG12	32:m3:142:VAL:HG21	1.70	0.63
1:B3:217:ASP:OD1	1:B3:217:ASP:N	2.27	0.63
2:C4:171:LEU:HD21	2:C4:235:PHE:HE2	1.63	0.63
32:c5:154:SER:O	32:c5:157:ALA:HB3	1.98	0.63
31:d5:12:ALA:HB2	31:d5:23:GLU:OE2	1.99	0.63
31:b8:149:GLU:O	31:b8:152:SER:OG	2.12	0.63
32:c8:155:ALA:O	32:c8:158:SER:CB	2.46	0.63
31:l8:12:ALA:HB2	31:l8:23:GLU:OE2	1.99	0.63
31:l8:42:LYS:O	31:l8:45:THR:OG1	2.12	0.63
31:b9:12:ALA:HB2	31:b9:23:GLU:OE2	1.99	0.63
31:j9:130:ILE:CG2	31:j9:134:LYS:HE3	2.29	0.63
31:hA:12:ALA:HB2	31:hA:23:GLU:OE2	1.99	0.63
4:aB:66:THR:O	4:aB:66:THR:HG22	1.98	0.63
9:dD:102:THR:CG2	40:dD:413:LMT:C6'	2.77	0.63

Continued on next page...

Continued from previous page...

Atom-1	Atom-2	Interatomic distance (Å)	Clash overlap (Å)
13:iE:30:ARG:HH21	13:iE:30:ARG:HA	1.63	0.63
15:kE:14:TYR:OH	43:kE:102:BCR:HC31	1.98	0.63
32:cH:155:ALA:O	32:cH:158:SER:CB	2.46	0.63
31:jH:130:ILE:CG2	31:jH:134:LYS:HE3	2.29	0.63
31:fI:130:ILE:CG2	31:fI:134:LYS:HE3	2.29	0.63
32:gI:55:ALA:O	32:gI:59:LEU:HG	1.99	0.63
31:bJ:117:GLU:CD	32:gJ:84:ARG:HH21	2.05	0.63
32:cJ:155:ALA:O	32:cJ:158:SER:CB	2.46	0.63
7:BD:238:LEU:HD12	7:BD:238:LEU:O	1.97	0.63
27:ZE:24:PRO:O	27:ZE:28:ALA:HB2	1.98	0.63
4:YF:76:ARG:HH12	3:ZF:106:GLU:HB3	1.61	0.63
3:IG:71:ASN:HD22	3:IG:121:THR:HA	1.59	0.63
1:BI:21:TYR:O	31:fI:113:ALA:O	2.16	0.63
28:EK:130:ARG:HG2	4:YK:57:ALA:HB1	1.80	0.63
3:JK:80:THR:OG1	33:JK:201:CYC:HAD2	1.97	0.63
3:IL:82:LEU:HD23	3:IL:85:LEU:CD1	2.24	0.63
18:O1:168:THR:HB	18:oD:166:THR:HB	1.81	0.63
9:d1:98:GLN:CB	10:e1:73:LYS:HZ3	2.10	0.63
9:d1:121:ALA:C	9:d1:123:ILE:N	2.56	0.63
31:b2:130:ILE:CG2	31:b2:134:LYS:HE3	2.29	0.63
31:b3:12:ALA:HB2	31:b3:23:GLU:OE2	1.99	0.63
31:b3:52:ILE:CG1	31:b3:92:LEU:CD1	2.73	0.63
31:b3:130:ILE:CG2	31:b3:134:LYS:HE3	2.29	0.63
2:B4:583:ILE:HG23	33:1G:201:CYC:HBA1	1.80	0.63
31:h5:84:CYS:SG	33:h5:201:CYC:CBC	2.87	0.63
31:l5:4:PRO:CD	31:l5:5:LEU:H	2.04	0.63
31:l5:12:ALA:HB2	31:l5:23:GLU:OE2	1.99	0.63
32:m5:55:ALA:O	32:m5:59:LEU:HG	1.99	0.63
31:b6:130:ILE:CG2	31:b6:134:LYS:HE3	2.29	0.63
32:c6:154:SER:O	32:c6:157:ALA:HB3	1.98	0.63
31:d6:149:GLU:O	31:d6:152:SER:OG	2.13	0.63
32:c7:112:GLY:CA	1:B7:104:TYR:HE2	2.05	0.63
31:d7:12:ALA:HB2	31:d7:23:GLU:OE2	1.99	0.63
1:B7:201:THR:HG1	3:wB:73:TYR:HH	1.41	0.63
32:g8:55:ALA:O	32:g8:59:LEU:HG	1.99	0.63
31:b9:113:ALA:O	1:B9:61:LEU:HD13	1.99	0.63
31:d9:4:PRO:CD	31:d9:5:LEU:H	2.04	0.63
32:e9:5:PHE:O	32:e9:9:VAL:HG23	1.99	0.63
31:h9:12:ALA:HB2	31:h9:23:GLU:OE2	1.99	0.63
1:B9:203:VAL:O	3:oB:77:MET:HE1	1.96	0.63
32:cA:155:ALA:O	32:cA:158:SER:CB	2.46	0.63

Continued on next page...

Continued from previous page...

Atom-1	Atom-2	Interatomic distance (Å)	Clash overlap (Å)
3:yB:102:THR:O	3:yB:106:GLU:CD	2.40	0.63
8:cD:265:ALA:O	8:cD:267:SER:N	2.30	0.63
32:cH:150:PRO:HD2	32:cH:150:PRO:O	1.98	0.63
32:eH:55:ALA:O	32:eH:59:LEU:HG	1.98	0.63
31:fH:130:ILE:CG2	31:fH:134:LYS:HE3	2.29	0.63
31:bI:12:ALA:HB2	31:bI:23:GLU:OE2	1.99	0.63
31:dI:12:ALA:HB2	31:dI:23:GLU:OE2	1.99	0.63
32:eI:55:ALA:O	32:eI:59:LEU:HG	1.98	0.63
32:kI:55:ALA:O	32:kI:59:LEU:HG	1.98	0.63
32:mJ:44:ILE:HD11	32:mJ:142:VAL:HG21	1.78	0.63
2:BB:731:VAL:HG23	33:BB:1001:CYC:HBD1	1.80	0.63
2:BB:737:GLN:HE22	4:zB:1:MET:CG	1.95	0.63
2:CB:153:SER:OG	8:cD:126:VAL:N	2.31	0.63
8:CD:126:VAL:HG23	8:CD:129:GLU:OE1	1.99	0.63
7:BE:238:LEU:HD12	7:BE:238:LEU:O	1.97	0.63
7:BE:246:PHE:HE1	7:BE:250:PHE:CD2	2.10	0.63
8:CE:390:SER:OG	8:CE:394:VAL:N	2.31	0.63
21:SE:42:UNK:CA	21:SE:49:UNK:CB	2.77	0.63
28:EF:130:ARG:HG2	4:YF:57:ALA:HB1	1.79	0.63
4:MF:17:LYS:CE	4:7L:15:GLN:HG3	2.08	0.63
28:BG:116:THR:HG1	4:MG:36:LEU:HD13	1.64	0.63
3:IG:47:ARG:CZ	4:JG:18:TYR:CE1	2.81	0.63
1:BH:21:TYR:O	31:fH:113:ALA:O	2.16	0.63
28:BL:143:MET:HE1	3:KL:52:LYS:CE	2.28	0.63
3:IL:52:LYS:O	3:IL:56:ASN:CG	2.41	0.63
4:OL:121:VAL:HG13	33:OL:201:CYC:HC	1.62	0.63
36:a1:407:CLA:C1B	13:i1:12:VAL:HG22	2.26	0.63
32:c2:155:ALA:O	32:c2:158:SER:CB	2.46	0.63
32:k2:55:ALA:O	32:k2:59:LEU:HG	1.99	0.63
31:h3:12:ALA:HB2	31:h3:23:GLU:OE2	1.99	0.63
2:B4:84:PHE:CZ	2:B4:161:THR:N	2.63	0.63
2:C4:74:ARG:N	27:zE:30:PRO:HB2	2.13	0.63
2:C4:731:VAL:HG11	2:C4:735:ARG:HD3	1.74	0.63
31:d5:52:ILE:CG1	31:d5:92:LEU:CD1	2.74	0.63
31:b6:12:ALA:HB2	31:b6:23:GLU:OE2	1.99	0.63
31:f6:12:ALA:HB2	31:f6:23:GLU:OE2	1.99	0.63
31:f6:149:GLU:O	31:f6:152:SER:OG	2.13	0.63
31:l6:12:ALA:HB2	31:l6:23:GLU:OE2	1.99	0.63
32:c7:154:SER:O	32:c7:157:ALA:HB3	1.98	0.63
31:h7:149:GLU:O	31:h7:152:SER:OG	2.13	0.63
31:f8:72:PRO:CD	31:f8:73:ASN:H	2.07	0.63

Continued on next page...

Continued from previous page...

Atom-1	Atom-2	Interatomic distance (Å)	Clash overlap (Å)
31:l9:12:ALA:HB2	31:l9:23:GLU:OE2	1.99	0.63
31:hA:84:CYS:SG	33:hA:201:CYC:CBC	2.87	0.63
32:cC:154:SER:O	32:cC:157:ALA:HB3	1.98	0.63
31:jC:130:ILE:CG2	31:jC:134:LYS:HE3	2.29	0.63
31:lC:4:PRO:CD	31:lC:5:LEU:H	2.04	0.63
45:aD:412:PHO:HHC	36:dD:406:CLA:H11	1.81	0.63
9:dD:121:ALA:C	9:dD:123:ILE:N	2.56	0.63
43:cE:515:BCR:C2	13:iE:24:LEU:HD11	2.29	0.63
16:lE:12:VAL:HG22	17:mE:28:GLN:HE21	1.59	0.63
4:hF:81:CYS:C	33:hF:201:CYC:HBC1	2.18	0.63
31:bH:52:ILE:CG1	31:bH:92:LEU:CD1	2.73	0.63
31:fH:12:ALA:HB2	31:fH:23:GLU:OE2	1.99	0.63
31:bJ:12:ALA:HB2	31:bJ:23:GLU:OE2	1.99	0.63
32:cJ:154:SER:O	32:cJ:157:ALA:HB3	1.98	0.63
32:mJ:55:ALA:O	32:mJ:59:LEU:HG	1.99	0.63
3:fK:151:ALA:HB1	30:mK:20:THR:HG22	1.80	0.63
1:BA:230:ARG:NH1	32:c6:14:THR:HG21	2.13	0.63
10:ED:69:ARG:NH1	10:ED:69:ARG:HG3	2.14	0.63
21:SD:17:UNK:O	21:SD:18:UNK:CB	2.46	0.63
27:ZD:24:PRO:O	27:ZD:28:ALA:HB2	1.98	0.63
8:CE:126:VAL:HG23	8:CE:129:GLU:OE1	1.99	0.63
28:EF:145:ARG:HA	3:ZF:75:GLU:OE2	1.98	0.63
1:BJ:237:ARG:CB	4:1G:62:TYR:CB	2.73	0.63
3:IL:47:ARG:CZ	4:JL:18:TYR:CE1	2.81	0.63
9:D1:95:PRO:CG	12:H1:52:SER:HA	2.25	0.63
31:f2:113:ALA:O	1:B2:21:TYR:O	2.16	0.63
31:f2:130:ILE:CG2	31:f2:134:LYS:HE3	2.29	0.63
32:m2:55:ALA:O	32:m2:59:LEU:HG	1.99	0.63
32:c3:155:ALA:O	32:c3:158:SER:CB	2.46	0.63
32:e3:5:PHE:O	32:e3:9:VAL:HG23	1.99	0.63
1:B5:228:VAL:HB	3:4L:52:LYS:CB	2.28	0.63
32:e5:5:PHE:O	32:e5:9:VAL:HG23	1.99	0.63
32:c6:5:PHE:O	32:c6:9:VAL:HG23	1.99	0.63
31:f6:130:ILE:CG2	31:f6:134:LYS:HE3	2.29	0.63
32:g6:5:PHE:O	32:g6:9:VAL:HG23	1.99	0.63
31:h6:52:ILE:CG1	31:h6:92:LEU:CD1	2.74	0.63
32:c7:145:PRO:O	32:c7:145:PRO:HD2	1.98	0.63
31:f7:12:ALA:HB2	31:f7:23:GLU:OE2	1.99	0.63
31:h9:52:ILE:CG1	31:h9:92:LEU:CD1	2.74	0.63
1:B9:214:LYS:HE3	1:B9:215:ALA:HB2	1.81	0.63
31:bA:130:ILE:CG2	31:bA:134:LYS:HE3	2.29	0.63

Continued on next page...

Continued from previous page...

Atom-1	Atom-2	Interatomic distance (Å)	Clash overlap (Å)
32:eC:55:ALA:O	32:eC:59:LEU:HG	1.98	0.63
32:mC:5:PHE:O	32:mC:9:VAL:HG23	1.99	0.63
8:cD:192:ASN:O	8:cD:195:VAL:CG2	2.33	0.63
37:dD:408:PL9:H362	16:lD:32:LEU:HD13	1.80	0.63
15:kD:14:TYR:OH	43:kD:102:BCR:HC31	1.98	0.63
9:dE:121:ALA:C	9:dE:123:ILE:N	2.56	0.63
31:hH:12:ALA:HB2	31:hH:23:GLU:OE2	1.99	0.63
31:hH:84:CYS:SG	33:hH:201:CYC:CBC	2.87	0.63
31:jH:72:PRO:CD	31:jH:73:ASN:H	2.07	0.63
31:lH:12:ALA:HB2	31:lH:23:GLU:OE2	1.99	0.63
32:mH:5:PHE:O	32:mH:9:VAL:HG23	1.99	0.63
32:eI:5:PHE:O	32:eI:9:VAL:HG23	1.99	0.63
32:kI:5:PHE:O	32:kI:9:VAL:HG23	1.99	0.63
32:eJ:55:ALA:O	32:eJ:59:LEU:HG	1.98	0.63
31:fJ:12:ALA:HB2	31:fJ:23:GLU:OE2	1.99	0.63
32:gJ:55:ALA:O	32:gJ:59:LEU:HG	1.99	0.63
32:kJ:55:ALA:O	32:kJ:59:LEU:HG	1.98	0.63
32:mJ:5:PHE:O	32:mJ:9:VAL:HG23	1.99	0.63
4:TB:64:ASP:OD1	4:TB:67:ARG:NE	2.31	0.63
7:BD:234:ILE:CG1	36:BD:611:CLA:HAC1	2.25	0.63
9:DD:111:TRP:CD1	9:DD:112:ALA:N	2.67	0.63
21:SD:42:UNK:CA	21:SD:49:UNK:CB	2.76	0.63
28:BG:145:ARG:CG	3:KG:75:GLU:CG	2.75	0.63
4:YK:81:CYS:CA	33:YK:201:CYC:CHD	2.76	0.63
8:C1:196:ILE:C	8:C1:198:GLY:N	2.54	0.63
15:k1:14:TYR:CZ	27:z1:58:ASN:ND2	2.65	0.63
32:c2:154:SER:O	32:c2:157:ALA:HB3	1.98	0.63
32:i2:40:SER:O	32:i2:44:ILE:N	2.27	0.63
31:l2:91:TYR:OH	31:l2:129:TYR:CD1	2.52	0.63
32:g3:55:ALA:O	32:g3:59:LEU:HG	1.99	0.63
4:a4:50:ASN:O	4:a4:54:GLU:HG3	1.97	0.63
2:B4:84:PHE:CD1	2:B4:164:LEU:HD23	2.27	0.63
2:B4:141:VAL:HG21	2:B4:211:GLN:HB2	1.81	0.63
2:B4:731:VAL:HG23	33:B4:1001:CYC:HBD1	1.80	0.63
32:c5:5:PHE:O	32:c5:9:VAL:HG23	1.99	0.63
32:g5:55:ALA:O	32:g5:59:LEU:HG	1.99	0.63
32:c6:145:PRO:O	32:c6:145:PRO:HD2	1.98	0.63
32:g6:55:ALA:O	32:g6:59:LEU:HG	1.98	0.63
1:B6:229:SER:OG	1:B6:233:ASN:OD1	2.16	0.63
32:e7:5:PHE:O	32:e7:9:VAL:HG23	1.99	0.63
31:f8:130:ILE:CG2	31:f8:134:LYS:HE3	2.29	0.63

Continued on next page...

Continued from previous page...

Atom-1	Atom-2	Interatomic distance (Å)	Clash overlap (Å)
31:h8:12:ALA:HB2	31:h8:23:GLU:OE2	1.99	0.63
31:f9:1:MET:O	1:B9:26:ASP:CG	2.42	0.63
31:l9:91:TYR:OH	31:l9:129:TYR:CD1	2.52	0.63
32:cA:150:PRO:HD2	32:cA:150:PRO:O	1.98	0.63
32:kA:5:PHE:O	32:kA:9:VAL:HG23	1.99	0.63
31:hC:55:ALA:O	31:hC:59:VAL:HG23	1.99	0.63
3:fF:151:ALA:HB1	30:mF:20:THR:HG22	1.80	0.63
31:bH:12:ALA:HB2	31:bH:23:GLU:OE2	1.99	0.63
32:gH:5:PHE:O	32:gH:9:VAL:HG23	1.99	0.63
32:mH:44:ILE:HG12	32:mH:142:VAL:HG21	1.70	0.63
31:bI:130:ILE:CG2	31:bI:134:LYS:HE3	2.29	0.63
31:jI:130:ILE:CG2	31:jI:134:LYS:HE3	2.29	0.63
31:dJ:12:ALA:HB2	31:dJ:23:GLU:OE2	1.99	0.63
32:eJ:5:PHE:O	32:eJ:9:VAL:HG23	1.99	0.63
31:hJ:12:ALA:HB2	31:hJ:23:GLU:OE2	1.99	0.63
1:BA:217:ASP:OD1	1:BA:217:ASP:N	2.27	0.63
2:BB:141:VAL:HG21	2:BB:211:GLN:CB	2.27	0.63
2:CB:774:LYS:O	2:CB:776:GLU:OE1	2.17	0.63
7:BD:246:PHE:CE1	7:BD:250:PHE:CD2	2.86	0.63
18:OD:55:ARG:O	18:oE:170:PHE:HE1	1.81	0.63
10:EE:69:ARG:NH1	10:EE:69:ARG:HG3	2.14	0.63
19:QE:57:THR:HG23	19:QE:59:LEU:H	1.63	0.63
4:YF:119:LEU:HD13	33:YF:201:CYC:CHA	2.28	0.63
6:a1:268:SER:N	9:d1:235:PHE:CE2	2.48	0.63
32:k3:5:PHE:O	32:k3:9:VAL:HG23	1.99	0.63
31:l3:91:TYR:OH	31:l3:129:TYR:CD1	2.52	0.63
4:a4:67:ARG:H	4:a4:68:PRO:HD3	1.45	0.63
31:b5:130:ILE:CG2	31:b5:134:LYS:HE3	2.29	0.63
32:c5:145:PRO:O	32:c5:145:PRO:HD2	1.98	0.63
31:h6:84:CYS:SG	33:h6:201:CYC:CBC	2.87	0.63
32:k6:5:PHE:O	32:k6:9:VAL:HG23	1.99	0.63
31:f7:130:ILE:CG2	31:f7:134:LYS:HE3	2.29	0.63
31:f7:149:GLU:O	31:f7:152:SER:OG	2.13	0.63
1:B7:217:ASP:OD1	1:B7:217:ASP:N	2.27	0.63
31:h8:84:CYS:SG	33:h8:201:CYC:CBC	2.87	0.63
32:k8:5:PHE:O	32:k8:9:VAL:HG23	1.99	0.63
32:iA:5:PHE:O	32:iA:9:VAL:HG23	1.99	0.63
32:kA:55:ALA:O	32:kA:59:LEU:HG	1.98	0.63
31:lA:149:GLU:O	31:lA:152:SER:OG	2.12	0.63
31:fC:130:ILE:CG2	31:fC:134:LYS:HE3	2.29	0.63
31:hC:12:ALA:HB2	31:hC:23:GLU:OE2	1.98	0.63

Continued on next page...

Continued from previous page...

Atom-1	Atom-2	Interatomic distance (Å)	Clash overlap (Å)
31:lC:12:ALA:HB2	31:lC:23:GLU:OE2	1.99	0.63
8:cE:134:PHE:CE2	36:cE:513:CLA:HMC3	2.34	0.63
32:cI:5:PHE:O	32:cI:9:VAL:HG23	1.99	0.63
32:mI:5:PHE:O	32:mI:9:VAL:HG23	1.99	0.63
32:mI:55:ALA:O	32:mI:59:LEU:HG	1.98	0.63
31:bJ:55:ALA:O	31:bJ:59:VAL:HG23	1.99	0.63
31:bJ:72:PRO:CD	31:bJ:73:ASN:H	2.07	0.63
32:iJ:55:ALA:O	32:iJ:59:LEU:HG	1.98	0.63
8:CD:122:ARG:HH22	27:ZD:33:TRP:CG	2.15	0.63
8:CD:390:SER:OG	8:CD:394:VAL:N	2.31	0.63
7:BE:75:TRP:CE3	7:BE:94:GLU:CB	2.82	0.63
9:DE:111:TRP:CD1	9:DE:112:ALA:N	2.67	0.63
3:XF:83:ARG:HH21	3:XF:87:TYR:HE2	1.46	0.63
3:IG:104:ILE:HG21	3:IG:156:LEU:CG	2.28	0.63
1:BH:237:ARG:CZ	1:BH:237:ARG:HB3	2.27	0.63
1:BI:26:ASP:CG	31:fI:1:MET:O	2.42	0.63
28:BL:131:ARG:HG3	28:BL:131:ARG:HH21	1.63	0.63
3:IL:128:GLU:OE1	3:IL:128:GLU:HA	1.98	0.63
8:C1:126:VAL:HG23	8:C1:129:GLU:OE1	1.99	0.63
9:D1:111:TRP:CD1	9:D1:112:ALA:N	2.67	0.63
10:E1:69:ARG:NH1	10:E1:69:ARG:HG3	2.14	0.63
31:d2:12:ALA:HB2	31:d2:23:GLU:OE2	1.99	0.63
32:g2:5:PHE:O	32:g2:9:VAL:HG23	1.99	0.63
32:i2:55:ALA:O	32:i2:59:LEU:HG	1.99	0.63
32:i2:151:GLY:CA	33:i2:201:CYC:HMD1	2.24	0.63
31:j2:4:PRO:CD	31:j2:5:LEU:H	2.03	0.63
31:l2:130:ILE:CG2	31:l2:134:LYS:HE3	2.29	0.63
31:b3:55:ALA:O	31:b3:59:VAL:HG23	1.99	0.63
31:h3:84:CYS:SG	33:h3:201:CYC:CBC	2.87	0.63
4:r4:154:ASP:HA	4:r4:157:CYS:HB2	1.80	0.63
32:g5:5:PHE:O	32:g5:9:VAL:HG23	1.99	0.63
31:l5:91:TYR:OH	31:l5:129:TYR:CD1	2.52	0.63
31:b6:113:ALA:O	1:B6:61:LEU:HD13	1.99	0.63
31:f6:1:MET:O	1:B6:26:ASP:CG	2.42	0.63
32:m6:5:PHE:O	32:m6:9:VAL:HG23	1.99	0.63
31:b7:12:ALA:HB2	31:b7:23:GLU:OE2	1.99	0.63
31:b7:149:GLU:O	31:b7:152:SER:OG	2.12	0.63
32:c7:5:PHE:O	32:c7:9:VAL:HG23	1.99	0.63
31:l7:72:PRO:CD	31:l7:73:ASN:H	2.07	0.63
31:b8:130:ILE:CG2	31:b8:134:LYS:HE3	2.29	0.63
32:m8:5:PHE:O	32:m8:9:VAL:HG23	1.99	0.63

Continued on next page...

Continued from previous page...

Atom-1	Atom-2	Interatomic distance (Å)	Clash overlap (Å)
32:c9:145:PRO:HD2	32:c9:145:PRO:O	1.98	0.63
31:h9:55:ALA:O	31:h9:59:VAL:HG23	1.99	0.63
31:bA:55:ALA:O	31:bA:59:VAL:HG23	1.99	0.63
31:dA:12:ALA:HB2	31:dA:23:GLU:OE2	1.99	0.63
32:eA:5:PHE:O	32:eA:9:VAL:HG23	1.99	0.63
31:hA:52:ILE:CG1	31:hA:92:LEU:CD1	2.74	0.63
31:jA:130:ILE:CG2	31:jA:134:LYS:HE3	2.29	0.63
4:aB:64:ASP:C	4:aB:66:THR:N	2.55	0.63
32:cC:5:PHE:O	32:cC:9:VAL:HG23	1.99	0.63
31:dC:12:ALA:HB2	31:dC:23:GLU:OE2	1.99	0.63
31:bH:130:ILE:CG2	31:bH:134:LYS:HE3	2.29	0.63
32:gH:55:ALA:O	32:gH:59:LEU:HG	1.99	0.63
32:cI:150:PRO:HD2	32:cI:150:PRO:O	1.98	0.63
31:hI:84:CYS:SG	33:hI:201:CYC:CBC	2.87	0.63
31:jJ:4:PRO:CD	31:jJ:5:LEU:H	2.04	0.63
31:lJ:12:ALA:HB2	31:lJ:23:GLU:OE2	1.99	0.63
1:BA:211:LYS:HA	1:BA:211:LYS:HZ3	1.64	0.62
8:CD:310:LYS:O	23:UD:75:LYS:CD	2.47	0.62
3:IG:52:LYS:O	3:IG:56:ASN:CG	2.41	0.62
3:IG:110:VAL:O	3:IG:110:VAL:CG1	2.47	0.62
3:IG:112:VAL:HG11	3:IG:160:MET:HE1	1.81	0.62
1:BJ:211:LYS:HB3	1:BJ:211:LYS:NZ	2.14	0.62
28:EK:145:ARG:HA	3:ZK:75:GLU:OE2	1.98	0.62
6:A1:12:ASN:HB3	6:A1:15:GLU:HB2	1.80	0.62
8:C1:310:LYS:O	23:U1:75:LYS:CD	2.47	0.62
27:Z1:36:SER:HA	27:Z1:39:LEU:CD1	2.24	0.62
19:q1:57:THR:HG23	19:q1:59:LEU:H	1.63	0.62
31:b2:113:ALA:O	1:B2:61:LEU:HD13	1.99	0.62
32:c2:5:PHE:O	32:c2:9:VAL:HG23	1.99	0.62
31:f2:4:PRO:CD	31:f2:5:LEU:H	2.04	0.62
32:c3:154:SER:O	32:c3:157:ALA:HB3	1.98	0.62
3:y4:102:THR:O	3:y4:106:GLU:CD	2.40	0.62
2:B4:731:VAL:O	2:B4:731:VAL:CG1	2.46	0.62
2:C4:774:LYS:O	2:C4:776:GLU:OE1	2.17	0.62
1:B5:211:LYS:NZ	1:B5:211:LYS:HB3	2.14	0.62
1:B5:226:LYS:HG2	3:4L:66:VAL:CG1	1.99	0.62
31:b5:55:ALA:O	31:b5:59:VAL:HG23	1.99	0.62
32:i5:5:PHE:O	32:i5:9:VAL:HG23	1.99	0.62
31:d6:12:ALA:HB2	31:d6:23:GLU:OE2	1.99	0.62
32:e6:5:PHE:O	32:e6:9:VAL:HG23	1.99	0.62
31:j6:130:ILE:CG2	31:j6:134:LYS:HE3	2.29	0.62

Continued on next page...

Continued from previous page...

Atom-1	Atom-2	Interatomic distance (Å)	Clash overlap (Å)
31:l6:130:ILE:CG2	31:l6:134:LYS:HE3	2.29	0.62
32:e8:5:PHE:O	32:e8:9:VAL:HG23	1.99	0.62
31:f8:12:ALA:HB2	31:f8:23:GLU:OE2	1.99	0.62
31:j8:55:ALA:O	31:j8:59:VAL:HG23	1.99	0.62
31:d9:12:ALA:HB2	31:d9:23:GLU:OE2	1.99	0.62
31:j9:55:ALA:O	31:j9:59:VAL:HG23	1.99	0.62
31:fA:130:ILE:CG2	31:fA:134:LYS:HE3	2.29	0.62
32:iA:75:THR:HG1	32:iA:78:ARG:HG3	1.62	0.62
31:jA:72:PRO:CD	31:jA:73:ASN:H	2.07	0.62
31:fC:55:ALA:O	31:fC:59:VAL:HG23	1.99	0.62
8:cD:134:PHE:CE2	36:cD:513:CLA:HMC3	2.34	0.62
19:qD:57:THR:HG23	19:qD:59:LEU:H	1.63	0.62
26:yE:73:SER:OG	26:yE:74:LEU:N	2.31	0.62
32:cH:5:PHE:O	32:cH:9:VAL:HG23	1.99	0.62
32:eH:5:PHE:O	32:eH:9:VAL:HG23	1.99	0.62
31:bI:55:ALA:O	31:bI:59:VAL:HG23	1.99	0.62
31:lI:130:ILE:CG2	31:lI:134:LYS:HE3	2.29	0.62
5:8L:57:THR:CG2	5:8L:58:GLY:H	2.06	0.62
2:BB:123:GLY:CA	12:HD:21:VAL:H	2.10	0.62
1:BC:205:ARG:N	3:q4:77:MET:CE	2.61	0.62
4:MF:15:GLN:CG	4:7L:17:LYS:NZ	2.62	0.62
3:IL:59:PHE:HD1	3:IL:66:VAL:HG23	1.58	0.62
7:B1:246:PHE:CE1	7:B1:250:PHE:CD2	2.85	0.62
9:D1:71:CYS:HB2	9:D1:75:THR:HG23	1.80	0.62
38:L1:102:SQD:HO8	16:l1:9:LYS:HD3	1.60	0.62
18:O1:229:SER:CA	18:oD:55:ARG:NH1	2.61	0.62
15:k1:14:TYR:CE1	27:z1:5:PHE:CE2	2.88	0.62
32:i2:5:PHE:O	32:i2:9:VAL:HG23	1.99	0.62
31:f3:55:ALA:O	31:f3:59:VAL:HG23	2.00	0.62
32:i3:5:PHE:O	32:i3:9:VAL:HG23	1.99	0.62
2:C4:731:VAL:CG1	2:C4:731:VAL:O	2.46	0.62
1:B5:61:LEU:HD13	31:b5:113:ALA:O	1.99	0.62
1:B5:236:THR:OG1	3:4L:83:ARG:CD	2.43	0.62
31:b5:4:PRO:CD	31:b5:5:LEU:H	2.04	0.62
31:b5:12:ALA:HB2	31:b5:23:GLU:OE2	1.99	0.62
31:f6:55:ALA:O	31:f6:59:VAL:HG23	1.99	0.62
31:b7:130:ILE:CG2	31:b7:134:LYS:HE3	2.29	0.62
32:i7:75:THR:HG1	32:i7:78:ARG:HG3	1.63	0.62
31:l7:55:ALA:O	31:l7:59:VAL:HG23	1.99	0.62
32:m7:5:PHE:O	32:m7:9:VAL:HG23	1.99	0.62
31:l8:130:ILE:CG2	31:l8:134:LYS:HE3	2.29	0.62

Continued on next page...

Continued from previous page...

Atom-1	Atom-2	Interatomic distance (Å)	Clash overlap (Å)
32:i9:5:PHE:O	32:i9:9:VAL:HG23	1.99	0.62
32:cA:5:PHE:O	32:cA:9:VAL:HG23	1.99	0.62
32:eA:55:ALA:O	32:eA:59:LEU:HG	1.98	0.62
43:cD:515:BCR:C2	13:iD:24:LEU:HD11	2.29	0.62
15:kD:14:TYR:CE1	27:zD:5:PHE:CE2	2.88	0.62
9:dE:67:TYR:C	11:fE:39:MET:SD	2.82	0.62
15:kE:14:TYR:CE1	27:zE:5:PHE:CE2	2.88	0.62
19:qE:57:THR:HG23	19:qE:59:LEU:H	1.63	0.62
32:kH:55:ALA:O	32:kH:59:LEU:HG	1.98	0.62
31:fJ:55:ALA:O	31:fJ:59:VAL:HG23	1.99	0.62
32:iJ:5:PHE:O	32:iJ:9:VAL:HG23	1.99	0.62
31:lJ:55:ALA:O	31:lJ:59:VAL:HG23	1.99	0.62
3:6L:81:CYS:HA	33:6L:201:CYC:CHD	2.29	0.62
2:BB:84:PHE:CD1	2:BB:164:LEU:HD23	2.27	0.62
7:BD:91:TRP:CH2	36:BD:606:CLA:HBA2	2.35	0.62
9:DD:95:PRO:CG	12:HD:52:SER:HA	2.25	0.62
8:CE:313:ALA:HB2	23:UE:126:LEU:HG	1.81	0.62
28:BL:116:THR:HG1	4:ML:36:LEU:HD13	1.64	0.62
8:C1:319:GLN:O	8:C1:320:GLY:O	2.17	0.62
27:Z1:24:PRO:O	27:Z1:28:ALA:HB2	1.98	0.62
15:k1:14:TYR:OH	43:k1:102:BCR:HC31	1.98	0.62
31:b2:12:ALA:HB2	31:b2:23:GLU:OE2	1.99	0.62
31:b2:55:ALA:O	31:b2:59:VAL:HG23	1.99	0.62
31:j3:130:ILE:CG2	31:j3:134:LYS:HE3	2.29	0.62
32:k3:145:PRO:HD2	32:k3:145:PRO:O	2.00	0.62
1:B5:239:ALA:CB	4:1L:62:TYR:O	2.47	0.62
32:e5:55:ALA:O	32:e5:59:LEU:HG	1.98	0.62
32:g6:59:LEU:HD11	32:g6:130:GLY:HA2	1.82	0.62
31:h6:149:GLU:O	31:h6:152:SER:OG	2.13	0.62
32:i6:40:SER:O	32:i6:44:ILE:N	2.27	0.62
31:l6:55:ALA:O	31:l6:59:VAL:HG23	1.99	0.62
32:c7:112:GLY:CA	1:B7:104:TYR:CE2	2.77	0.62
32:g7:5:PHE:O	32:g7:9:VAL:HG23	1.99	0.62
31:h7:84:CYS:SG	33:h7:201:CYC:CBC	2.87	0.62
32:e8:55:ALA:O	32:e8:59:LEU:HG	1.99	0.62
31:j8:130:ILE:CG2	31:j8:134:LYS:HE3	2.29	0.62
31:h9:84:CYS:SG	33:h9:201:CYC:CBC	2.87	0.62
32:kA:145:PRO:HD2	32:kA:145:PRO:O	2.00	0.62
31:bC:130:ILE:CG2	31:bC:134:LYS:HE3	2.29	0.62
31:hC:84:CYS:SG	33:hC:201:CYC:CBC	2.87	0.62
43:cD:515:BCR:C2	13:iD:24:LEU:HD22	2.25	0.62

Continued on next page...

Continued from previous page...

Atom-1	Atom-2	Interatomic distance (Å)	Clash overlap (Å)
18:oD:55:ARG:HG2	18:oD:167:SER:OG	1.98	0.62
31:dI:55:ALA:O	31:dI:59:VAL:HG23	2.00	0.62
32:cJ:145:PRO:HD2	32:cJ:145:PRO:O	1.98	0.62
3:XB:61:LYS:HZ1	1:B9:197:VAL:HG22	1.59	0.62
1:BC:104:TYR:HE2	32:cC:112:GLY:CA	2.05	0.62
1:BC:226:LYS:HB3	1:BC:226:LYS:HZ2	1.64	0.62
8:CD:313:ALA:HB2	23:UD:126:LEU:HG	1.81	0.62
7:BE:91:TRP:CH2	36:BE:606:CLA:HBA2	2.35	0.62
4:IF:62:TYR:O	4:IF:63:SER:C	2.42	0.62
3:XF:83:ARG:CZ	3:XF:87:TYR:CE2	2.82	0.62
1:BI:184:TYR:HB3	1:BI:188:HIS:HD2	1.57	0.62
1:BJ:21:TYR:O	31:fJ:113:ALA:HB1	2.00	0.62
1:BJ:211:LYS:HB3	1:BJ:211:LYS:HZ3	1.65	0.62
3:XK:83:ARG:C	3:XK:83:ARG:HD2	2.25	0.62
3:IL:71:ASN:ND2	3:IL:121:THR:CA	2.54	0.62
7:B1:91:TRP:CH2	36:B1:606:CLA:HBA2	2.35	0.62
8:C1:122:ARG:HH22	27:Z1:33:TRP:CG	2.16	0.62
8:c1:141:LYS:CA	8:c1:253:TRP:CZ3	2.82	0.62
17:m1:30:GLN:CD	39:m1:101:LMG:C6	2.71	0.62
21:S1:42:UNK:CA	21:S1:49:UNK:CB	2.76	0.62
31:l2:72:PRO:CD	31:l2:73:ASN:H	2.07	0.62
32:m2:5:PHE:O	32:m2:9:VAL:HG23	1.99	0.62
31:f3:12:ALA:HB2	31:f3:23:GLU:OE2	1.99	0.62
31:h3:55:ALA:O	31:h3:59:VAL:HG23	1.99	0.62
32:k3:102:ALA:CB	32:k3:166:ARG:HH11	2.12	0.62
4:p4:65:ILE:HA	4:p4:70:GLY:HA3	1.81	0.62
2:B4:724:ASP:HA	2:B4:728:LYS:HD3	1.82	0.62
32:m5:59:LEU:HD11	32:m5:130:GLY:HA2	1.82	0.62
31:h6:55:ALA:O	31:h6:59:VAL:HG23	1.99	0.62
31:b7:113:ALA:O	1:B7:61:LEU:HD13	1.99	0.62
32:c7:106:GLU:HA	32:c7:110:LEU:HD12	1.82	0.62
1:B7:226:LYS:HZ3	1:B7:226:LYS:C	2.05	0.62
31:h8:55:ALA:O	31:h8:59:VAL:HG23	1.99	0.62
32:i8:55:ALA:O	32:i8:59:LEU:HG	1.99	0.62
31:f9:55:ALA:O	31:f9:59:VAL:HG23	1.99	0.62
32:g9:5:PHE:O	32:g9:9:VAL:HG23	1.99	0.62
32:cA:145:PRO:O	32:cA:145:PRO:HD2	1.98	0.62
31:fA:12:ALA:HB2	31:fA:23:GLU:OE2	1.99	0.62
32:gA:5:PHE:O	32:gA:9:VAL:HG23	1.99	0.62
4:pB:65:ILE:HA	4:pB:70:GLY:HA3	1.81	0.62
3:qB:30:VAL:HG11	4:rB:34:GLY:HA3	1.82	0.62

Continued on next page...

Continued from previous page...

Atom-1	Atom-2	Interatomic distance (Å)	Clash overlap (Å)
8:cD:192:ASN:HA	40:cD:501:LMT:O5'	1.99	0.62
9:dD:67:TYR:C	11:fD:39:MET:SD	2.82	0.62
9:dE:227:GLU:H	30:mF:60:LYS:HE2	1.63	0.62
18:oE:101:ARG:HH12	18:oE:135:THR:HA	1.64	0.62
32:gH:37:ARG:O	32:gH:41:VAL:HG23	2.00	0.62
31:fI:12:ALA:HB2	31:fI:23:GLU:OE2	1.99	0.62
31:bJ:130:ILE:CG2	31:bJ:134:LYS:HE3	2.29	0.62
31:hJ:84:CYS:SG	33:hJ:201:CYC:CBC	2.87	0.62
31:jJ:130:ILE:CG2	31:jJ:134:LYS:HE3	2.29	0.62
32:kJ:5:PHE:O	32:kJ:9:VAL:HG23	1.99	0.62
2:CB:435:PHE:CZ	33:hK:201:CYC:HAA2	2.34	0.62
9:DD:71:CYS:HB2	9:DD:75:THR:HG23	1.80	0.62
18:OD:55:ARG:HH22	18:oE:229:SER:HB2	1.63	0.62
7:BE:91:TRP:CE3	36:BE:606:CLA:HBA2	2.34	0.62
8:CE:310:LYS:O	23:UE:75:LYS:CD	2.47	0.62
3:IG:39:ILE:HD13	3:IG:145:ASP:HB3	1.82	0.62
1:BJ:61:LEU:HD13	31:bJ:113:ALA:O	1.99	0.62
8:C1:397:ILE:H	8:C1:397:ILE:CD1	1.98	0.62
9:d1:67:TYR:C	11:f1:39:MET:SD	2.82	0.62
26:y1:73:SER:OG	26:y1:74:LEU:N	2.31	0.62
31:f2:12:ALA:HB2	31:f2:23:GLU:OE2	1.99	0.62
32:k2:5:PHE:O	32:k2:9:VAL:HG23	1.99	0.62
32:k2:102:ALA:CB	32:k2:166:ARG:HH11	2.13	0.62
31:l2:87:ASP:OD2	33:l2:201:CYC:NA	2.33	0.62
32:c3:69:PRO:HD2	32:c3:69:PRO:O	2.00	0.62
32:c3:111:ASN:OD1	1:B3:187:TYR:CE1	2.43	0.62
31:d3:12:ALA:HB2	31:d3:23:GLU:OE2	1.99	0.62
32:k3:55:ALA:O	32:k3:59:LEU:HG	1.98	0.62
31:l3:12:ALA:HB2	31:l3:23:GLU:OE2	1.99	0.62
2:B4:69:SER:HB2	2:B4:124:PHE:O	2.00	0.62
2:C4:13:ARG:HB2	2:C4:13:ARG:CZ	2.29	0.62
32:i5:40:SER:O	32:i5:44:ILE:N	2.27	0.62
32:c6:150:PRO:HD2	32:c6:150:PRO:O	1.98	0.62
31:d6:52:ILE:CG1	31:d6:92:LEU:CD1	2.74	0.62
31:d6:55:ALA:O	31:d6:59:VAL:HG23	2.00	0.62
32:e6:55:ALA:O	32:e6:59:LEU:HG	1.98	0.62
31:f6:113:ALA:O	1:B6:21:TYR:O	2.16	0.62
31:l6:87:ASP:OD2	33:l6:201:CYC:NA	2.33	0.62
31:b7:55:ALA:O	31:b7:59:VAL:HG23	1.99	0.62
31:d7:55:ALA:O	31:d7:59:VAL:HG23	2.00	0.62
31:l7:87:ASP:OD2	33:l7:201:CYC:NA	2.33	0.62

Continued on next page...

Continued from previous page...

Atom-1	Atom-2	Interatomic distance (Å)	Clash overlap (Å)
31:l7:130:ILE:CG2	31:l7:134:LYS:HE3	2.29	0.62
1:B8:21:TYR:O	31:f8:113:ALA:O	2.16	0.62
1:B8:61:LEU:HD13	31:b8:113:ALA:O	1.99	0.62
31:b8:12:ALA:HB2	31:b8:23:GLU:OE2	1.99	0.62
32:k8:55:ALA:O	32:k8:59:LEU:HG	1.98	0.62
31:d9:55:ALA:O	31:d9:59:VAL:HG23	2.00	0.62
31:f9:113:ALA:O	1:B9:21:TYR:O	2.16	0.62
31:f9:130:ILE:CG2	31:f9:134:LYS:HE3	2.29	0.62
32:g9:55:ALA:O	32:g9:59:LEU:HG	1.99	0.62
32:k9:102:ALA:CB	32:k9:166:ARG:HH11	2.13	0.62
32:cA:102:ALA:CB	32:cA:166:ARG:HH11	2.13	0.62
31:fA:55:ALA:O	31:fA:59:VAL:HG23	1.99	0.62
32:iA:55:ALA:O	32:iA:59:LEU:HG	1.99	0.62
32:iA:59:LEU:HD11	32:iA:130:GLY:HA2	1.82	0.62
32:iC:5:PHE:O	32:iC:9:VAL:HG23	1.99	0.62
31:jC:55:ALA:O	31:jC:59:VAL:HG23	1.99	0.62
32:mC:44:ILE:HG12	32:mC:142:VAL:HG21	1.70	0.62
43:cE:515:BCR:C2	13:iE:24:LEU:HD22	2.25	0.62
9:dE:110:LEU:O	9:dE:113:PHE:C	2.41	0.62
10:eE:38:VAL:HG21	11:fE:38:ALA:HB3	1.81	0.62
31:dH:12:ALA:HB2	31:dH:23:GLU:OE2	1.99	0.62
31:dH:55:ALA:O	31:dH:59:VAL:HG23	2.00	0.62
31:hH:55:ALA:O	31:hH:59:VAL:HG23	1.99	0.62
31:lH:87:ASP:OD2	33:lH:201:CYC:NA	2.33	0.62
32:mH:55:ALA:O	32:mH:59:LEU:HG	1.99	0.62
2:BB:731:VAL:O	2:BB:731:VAL:CG1	2.46	0.62
7:BD:91:TRP:CE3	36:BD:606:CLA:HBA2	2.34	0.62
8:CE:319:GLN:O	8:CE:320:GLY:O	2.17	0.62
28:BG:110:LYS:O	28:BG:111:THR:CG2	2.48	0.62
28:BG:116:THR:OG1	4:MG:36:LEU:CD1	2.47	0.62
1:BJ:230:ARG:NE	1:BJ:233:ASN:HB2	2.13	0.62
28:EK:125:LYS:C	28:EK:125:LYS:HD3	2.25	0.62
4:IK:67:ARG:NH1	1:B8:238:VAL:HG11	2.08	0.62
28:BL:116:THR:OG1	4:ML:36:LEU:CG	2.48	0.62
8:C1:313:ALA:HB2	23:U1:126:LEU:HG	1.81	0.62
31:f2:1:MET:O	1:B2:26:ASP:CG	2.42	0.62
31:f2:87:ASP:OD2	33:f2:201:CYC:NA	2.33	0.62
31:j2:130:ILE:CG2	31:j2:134:LYS:HE3	2.29	0.62
31:l2:78:GLN:NE2	31:jH:62:LYS:HG2	2.15	0.62
1:B3:240:LEU:HD23	4:W4:67:ARG:HH22	1.64	0.62
1:B5:21:TYR:O	31:f5:113:ALA:HB1	2.00	0.62

Continued on next page...

Continued from previous page...

Atom-1	Atom-2	Interatomic distance (Å)	Clash overlap (Å)
1:B5:21:TYR:O	31:f5:113:ALA:O	2.16	0.62
31:d5:55:ALA:O	31:d5:59:VAL:HG23	2.00	0.62
32:i5:55:ALA:O	32:i5:59:LEU:HG	1.99	0.62
31:j5:130:ILE:CG2	31:j5:134:LYS:HE3	2.29	0.62
32:g6:123:PRO:HA	1:B6:196:GLN:OE1	1.99	0.62
32:g7:55:ALA:O	32:g7:59:LEU:HG	1.98	0.62
31:h7:12:ALA:HB2	31:h7:23:GLU:OE2	1.98	0.62
31:j7:130:ILE:CG2	31:j7:134:LYS:HE3	2.29	0.62
31:l7:12:ALA:HB2	31:l7:23:GLU:OE2	1.99	0.62
31:l7:91:TYR:OH	31:l7:129:TYR:CD1	2.52	0.62
1:B7:211:LYS:HA	1:B7:211:LYS:HZ3	1.59	0.62
32:c8:5:PHE:O	32:c8:9:VAL:HG23	1.99	0.62
32:i8:75:THR:HG1	32:i8:78:ARG:HG3	1.63	0.62
32:e9:55:ALA:O	32:e9:59:LEU:HG	1.98	0.62
32:i9:155:ALA:C	32:i9:158:SER:HG	2.06	0.62
31:l9:106:PRO:HD2	31:l9:107:MET:N	1.96	0.62
31:bC:12:ALA:HB2	31:bC:23:GLU:OE2	1.99	0.62
32:cC:102:ALA:CB	32:cC:166:ARG:HH11	2.13	0.62
32:cC:150:PRO:HD2	32:cC:150:PRO:O	1.98	0.62
32:kC:145:PRO:HD2	32:kC:145:PRO:O	2.00	0.62
6:aD:140:ARG:NH1	9:dD:231:THR:HG21	2.15	0.62
8:cD:126:VAL:HG13	8:cD:126:VAL:O	2.00	0.62
26:yD:73:SER:OG	26:yD:74:LEU:N	2.31	0.62
17:mE:32:ARG:HG2	17:mE:32:ARG:HH11	1.65	0.62
29:gF:149:VAL:HG22	29:gF:153:LEU:HD23	1.82	0.62
4:hF:81:CYS:C	33:hF:201:CYC:HAC1	1.97	0.62
31:bH:55:ALA:O	31:bH:59:VAL:HG23	1.99	0.62
31:dH:72:PRO:CD	31:dH:73:ASN:H	2.07	0.62
2:BB:120:ARG:HG3	7:BD:227:LYS:CE	2.04	0.62
2:BB:724:ASP:HA	2:BB:728:LYS:HD3	1.81	0.62
2:CB:364:ARG:NH2	2:CB:371:GLU:OE2	2.32	0.62
7:BE:234:ILE:CG1	36:BE:611:CLA:HAC1	2.25	0.62
40:BE:623:LMT:O1'	13:iE:1:MET:SD	2.58	0.62
8:CE:390:SER:OG	8:CE:394:VAL:CG2	2.47	0.62
9:DE:71:CYS:HB2	9:DE:75:THR:HG23	1.80	0.62
21:SE:28:UNK:CB	7:bE:477:ASP:OD1	2.48	0.62
4:YK:84:ASP:OD1	33:YK:201:CYC:CMB	2.48	0.62
28:BL:140:PHE:HZ	3:KL:86:ASP:OD2	1.82	0.62
3:IL:105:GLU:OE2	3:IL:155:TYR:CZ	2.49	0.62
3:NL:68:PRO:HD3	1:B5:194:PHE:CZ	2.24	0.62
8:C1:134:PHE:HE2	36:C1:515:CLA:HBA1	1.63	0.62

Continued on next page...

Continued from previous page...

Atom-1	Atom-2	Interatomic distance (Å)	Clash overlap (Å)
18:O1:101:ARG:HH12	18:O1:135:THR:HA	1.64	0.62
18:O1:168:THR:HG21	18:oD:166:THR:OG1	2.00	0.62
15:k1:14:TYR:CD1	27:z1:5:PHE:HE2	2.18	0.62
32:c2:150:PRO:HD2	32:c2:150:PRO:O	1.98	0.62
31:d2:4:PRO:CD	31:d2:5:LEU:H	2.04	0.62
31:d2:55:ALA:O	31:d2:59:VAL:HG23	2.00	0.62
31:d2:126:PRO:CD	31:d2:127:SER:H	2.13	0.62
31:f2:55:ALA:O	31:f2:59:VAL:HG23	1.99	0.62
31:h2:55:ALA:O	31:h2:59:VAL:HG23	1.99	0.62
31:b3:113:ALA:O	1:B3:61:LEU:HD13	1.99	0.62
32:i3:116:THR:HA	1:B3:75:PHE:CE1	2.35	0.62
2:C4:364:ARG:NH2	2:C4:371:GLU:OE2	2.32	0.62
1:B5:229:SER:O	3:4L:82:LEU:HD12	2.00	0.62
31:f5:12:ALA:HB2	31:f5:23:GLU:OE2	1.99	0.62
31:h5:12:ALA:HB2	31:h5:23:GLU:OE2	1.98	0.62
31:h5:72:PRO:CD	31:h5:73:ASN:H	2.07	0.62
31:j5:72:PRO:CD	31:j5:73:ASN:H	2.07	0.62
32:k5:5:PHE:O	32:k5:9:VAL:HG23	1.99	0.62
31:l5:130:ILE:CG2	31:l5:134:LYS:HE3	2.29	0.62
31:b6:55:ALA:O	31:b6:59:VAL:HG23	1.99	0.62
32:c6:106:GLU:HA	32:c6:110:LEU:HD12	1.82	0.62
31:f6:87:ASP:OD2	33:f6:201:CYC:NA	2.33	0.62
32:k6:69:PRO:HD2	32:k6:69:PRO:O	2.00	0.62
32:m6:102:ALA:CB	32:m6:166:ARG:HH11	2.13	0.62
32:c7:102:ALA:CB	32:c7:166:ARG:HH11	2.13	0.62
31:f7:87:ASP:OD2	33:f7:201:CYC:NA	2.33	0.62
32:i7:59:LEU:HD11	32:i7:130:GLY:HA2	1.82	0.62
32:i8:151:GLY:CA	33:i8:201:CYC:HMD1	2.24	0.62
31:l8:72:PRO:CD	31:l8:73:ASN:H	2.07	0.62
31:b9:130:ILE:CG2	31:b9:134:LYS:HE3	2.29	0.62
31:f9:4:PRO:CD	31:f9:5:LEU:H	2.04	0.62
31:l9:130:ILE:CG2	31:l9:134:LYS:HE3	2.29	0.62
32:cA:69:PRO:HD2	32:cA:69:PRO:O	2.00	0.62
32:eA:69:PRO:HD2	32:eA:69:PRO:O	2.00	0.62
31:fA:87:ASP:OD2	33:fA:201:CYC:NA	2.33	0.62
32:cC:69:PRO:O	32:cC:69:PRO:HD2	2.00	0.62
32:cC:106:GLU:HA	32:cC:110:LEU:HD12	1.82	0.62
32:gC:55:ALA:O	32:gC:59:LEU:HG	1.99	0.62
32:mC:55:ALA:O	32:mC:59:LEU:HG	1.99	0.62
32:cH:69:PRO:HD2	32:cH:69:PRO:O	2.00	0.62
32:kH:155:ALA:O	32:kH:158:SER:OG	2.18	0.62

Continued on next page...

Continued from previous page...

Atom-1	Atom-2	Interatomic distance (Å)	Clash overlap (Å)
32:iI:55:ALA:O	32:iI:59:LEU:HG	1.99	0.62
31:jI:149:GLU:O	31:jI:152:SER:OG	2.13	0.62
32:mI:102:ALA:CB	32:mI:166:ARG:HH11	2.13	0.62
1:BA:61:LEU:HD13	31:bA:113:ALA:O	1.99	0.62
2:CB:13:ARG:HB2	2:CB:13:ARG:CZ	2.29	0.62
3:XB:66:VAL:HG21	1:B7:229:SER:HB2	1.82	0.62
21:SE:17:UNK:O	21:SE:18:UNK:CB	2.46	0.62
28:EF:125:LYS:HD3	28:EF:125:LYS:C	2.25	0.62
1:BH:196:GLN:C	1:BH:198:ILE:H	2.08	0.62
1:BJ:226:LYS:CD	3:4G:66:VAL:HG13	2.29	0.62
3:ZK:126:VAL:HG23	33:ZK:201:CYC:CMC	2.27	0.62
7:B1:91:TRP:CE3	36:B1:606:CLA:HBA2	2.34	0.62
18:O1:166:THR:O	18:oD:168:THR:CG2	2.48	0.62
8:c1:126:VAL:O	8:c1:126:VAL:HG13	2.00	0.62
43:c1:515:BCR:C2	13:i1:24:LEU:HD11	2.28	0.62
32:c2:102:ALA:CB	32:c2:166:ARG:HH11	2.13	0.62
31:l3:130:ILE:CG2	31:l3:134:LYS:HE3	2.29	0.62
4:a4:60:LEU:O	4:a4:60:LEU:HD23	2.00	0.62
31:f5:130:ILE:CG2	31:f5:134:LYS:HE3	2.29	0.62
32:i5:102:ALA:CB	32:i5:166:ARG:HH11	2.13	0.62
32:i7:5:PHE:O	32:i7:9:VAL:HG23	1.99	0.62
32:k7:55:ALA:O	32:k7:59:LEU:HG	1.98	0.62
31:d8:55:ALA:O	31:d8:59:VAL:HG23	2.00	0.62
31:f8:87:ASP:OD2	33:f8:201:CYC:NA	2.33	0.62
31:l8:87:ASP:OD2	33:l8:201:CYC:NA	2.33	0.62
32:c9:102:ALA:CB	32:c9:166:ARG:HH11	2.13	0.62
32:k9:5:PHE:O	32:k9:9:VAL:HG23	1.99	0.62
31:dA:55:ALA:O	31:dA:59:VAL:HG23	2.00	0.62
31:jA:55:ALA:O	31:jA:59:VAL:HG23	1.99	0.62
31:lA:130:ILE:CG2	31:lA:134:LYS:HE3	2.29	0.62
4:rB:154:ASP:HA	4:rB:157:CYS:HB2	1.80	0.62
31:dC:55:ALA:O	31:dC:59:VAL:HG23	2.00	0.62
32:eC:106:GLU:HA	32:eC:110:LEU:HD12	1.82	0.62
31:lC:130:ILE:CG2	31:lC:134:LYS:HE3	2.29	0.62
32:mC:44:ILE:HG13	32:mC:142:VAL:CG2	2.24	0.62
6:aE:140:ARG:NH1	9:dE:231:THR:HG21	2.15	0.62
7:bE:72:THR:HG21	7:bE:81:THR:CG2	2.29	0.62
8:cE:248:ARG:HA	8:cE:253:TRP:CH2	2.35	0.62
9:dE:55:VAL:CG2	9:dE:105:CYS:CB	2.64	0.62
3:6G:81:CYS:HA	33:6G:201:CYC:CHD	2.29	0.62
32:iH:55:ALA:O	32:iH:59:LEU:HG	1.98	0.62

Continued on next page...

Continued from previous page...

Atom-1	Atom-2	Interatomic distance (Å)	Clash overlap (Å)
32:kI:69:PRO:HD2	32:kI:69:PRO:O	2.00	0.62
32:kI:150:PRO:HD2	32:kI:150:PRO:O	1.99	0.62
31:dJ:55:ALA:O	31:dJ:59:VAL:HG23	2.00	0.62
32:gJ:5:PHE:O	32:gJ:9:VAL:HG23	1.99	0.62
31:lJ:87:ASP:OD2	33:lJ:201:CYC:NA	2.33	0.62
7:BD:71:VAL:O	7:BD:71:VAL:HG13	2.00	0.62
40:BD:623:LMT:O1'	13:iD:1:MET:SD	2.58	0.62
21:SE:42:UNK:C	21:SE:49:UNK:CB	2.78	0.62
3:JF:107:ILE:CD1	2:C4:549:VAL:HG22	2.22	0.62
28:BG:123:LEU:CD2	4:JG:134:LYS:HE3	2.29	0.62
3:IG:92:ILE:CD1	3:IG:153:PHE:CD1	2.83	0.62
28:EK:136:ASN:CG	29:gK:65:GLU:OE1	2.42	0.62
28:BL:116:THR:OG1	4:ML:36:LEU:CD1	2.47	0.62
7:B1:71:VAL:O	7:B1:71:VAL:HG13	2.00	0.62
6:a1:140:ARG:NH1	9:d1:231:THR:HG21	2.15	0.62
43:c1:515:BCR:HC21	13:i1:24:LEU:HD11	1.81	0.62
32:c2:14:THR:HG23	1:B3:230:ARG:CZ	2.30	0.62
32:c2:69:PRO:HD2	32:c2:69:PRO:O	2.00	0.62
32:e2:5:PHE:O	32:e2:9:VAL:HG23	1.99	0.62
32:e2:55:ALA:O	32:e2:59:LEU:HG	1.98	0.62
31:f3:130:ILE:CG2	31:f3:134:LYS:HE3	2.29	0.62
32:i3:102:ALA:CB	32:i3:166:ARG:HH11	2.13	0.62
31:j3:55:ALA:O	31:j3:59:VAL:HG23	1.99	0.62
31:l3:87:ASP:OD2	33:l3:201:CYC:NA	2.33	0.62
3:q4:30:VAL:HG11	4:r4:34:GLY:HA3	1.82	0.62
32:e5:106:GLU:HA	32:e5:110:LEU:HD12	1.82	0.62
32:g5:37:ARG:O	32:g5:41:VAL:HG23	2.00	0.62
31:j5:55:ALA:O	31:j5:59:VAL:HG23	2.00	0.62
31:l5:87:ASP:OD2	33:l5:201:CYC:NA	2.33	0.62
32:k6:145:PRO:HD2	32:k6:145:PRO:O	1.99	0.62
1:B6:239:ALA:CB	4:aB:62:TYR:CD2	2.73	0.62
32:g7:69:PRO:HD2	32:g7:69:PRO:O	2.00	0.62
31:h7:4:PRO:CD	31:h7:5:LEU:H	2.04	0.62
32:m7:102:ALA:CB	32:m7:166:ARG:HH11	2.13	0.62
31:d8:12:ALA:HB2	31:d8:23:GLU:OE2	1.99	0.62
32:m8:55:ALA:O	32:m8:59:LEU:HG	1.99	0.62
32:c9:106:GLU:HA	32:c9:110:LEU:HD12	1.82	0.62
31:f9:12:ALA:HB2	31:f9:23:GLU:OE2	1.99	0.62
31:f9:87:ASP:OD2	33:f9:201:CYC:NA	2.33	0.62
32:k9:150:PRO:HD2	32:k9:150:PRO:O	1.99	0.62
32:gA:55:ALA:O	32:gA:59:LEU:HG	1.99	0.62

Continued on next page...

Continued from previous page...

Atom-1	Atom-2	Interatomic distance (Å)	Clash overlap (Å)
32:gA:59:LEU:HD11	32:gA:130:GLY:HA2	1.81	0.62
32:kC:150:PRO:HD2	32:kC:150:PRO:O	1.99	0.62
31:lC:55:ALA:O	31:lC:59:VAL:HG23	1.99	0.62
8:cD:262:SER:OG	36:cD:508:CLA:C2A	2.48	0.62
17:mD:32:ARG:HG2	17:mD:32:ARG:HH11	1.65	0.62
6:aE:201:GLY:HA3	6:aE:286:ALA:HB2	1.82	0.62
37:dE:408:PL9:H362	16:lE:32:LEU:HD13	1.80	0.62
31:fH:55:ALA:O	31:fH:59:VAL:HG23	2.00	0.62
31:jH:55:ALA:O	31:jH:59:VAL:HG23	1.99	0.62
32:eI:59:LEU:HD11	32:eI:130:GLY:HA2	1.82	0.62
32:gI:5:PHE:O	32:gI:9:VAL:HG23	1.99	0.62
32:iI:102:ALA:CB	32:iI:166:ARG:HH11	2.13	0.62
32:mI:44:ILE:HG12	32:mI:142:VAL:HG21	1.70	0.62
32:cJ:5:PHE:O	32:cJ:9:VAL:HG23	1.99	0.62
32:cJ:102:ALA:CB	32:cJ:166:ARG:HH11	2.13	0.62
31:fJ:130:ILE:CG2	31:fJ:134:LYS:HE3	2.29	0.62
31:hJ:55:ALA:O	31:hJ:59:VAL:HG23	1.99	0.62
31:hJ:149:GLU:O	31:hJ:152:SER:OG	2.13	0.62
32:mJ:59:LEU:HD11	32:mJ:130:GLY:HA2	1.82	0.62
2:CB:549:VAL:HG22	3:JK:107:ILE:CD1	2.23	0.62
6:AE:338:ASN:N	35:AE:403:CL:CL	2.69	0.62
9:DE:103:ARG:NH2	10:EE:77:GLN:HE21	1.98	0.62
3:JF:102:THR:CG2	3:JF:106:GLU:OE1	2.47	0.62
4:YF:84:ASP:OD1	33:YF:201:CYC:CMB	2.48	0.62
28:BG:116:THR:OG1	4:MG:36:LEU:CG	2.48	0.62
28:BG:140:PHE:HZ	3:KG:86:ASP:OD2	1.82	0.62
29:QG:154:GLU:OE2	29:QG:154:GLU:HA	1.98	0.62
1:BH:211:LYS:HB3	1:BH:211:LYS:NZ	2.14	0.62
1:BI:214:LYS:HE3	1:BI:215:ALA:HB2	1.81	0.62
28:BL:123:LEU:CD2	4:JL:134:LYS:HE3	2.29	0.62
7:B1:479:PHE:O	9:D1:139:ARG:NH2	2.33	0.62
40:B1:623:LMT:O1'	13:i1:1:MET:SD	2.58	0.62
8:C1:192:ASN:HD22	8:C1:192:ASN:H	1.44	0.62
18:o1:101:ARG:HH12	18:o1:135:THR:HA	1.64	0.62
31:d2:106:PRO:CD	31:d2:107:MET:H	2.08	0.62
31:h2:84:CYS:SG	33:h2:201:CYC:CBC	2.87	0.62
32:e3:106:GLU:HA	32:e3:110:LEU:HD12	1.82	0.62
32:g3:5:PHE:O	32:g3:9:VAL:HG23	1.99	0.62
32:g3:59:LEU:HD11	32:g3:130:GLY:HA2	1.82	0.62
2:B4:84:PHE:CE2	2:B4:160:MET:HB3	2.35	0.62
31:f5:55:ALA:O	31:f5:59:VAL:HG23	2.00	0.62

Continued on next page...

Continued from previous page...

Atom-1	Atom-2	Interatomic distance (Å)	Clash overlap (Å)
31:l5:72:PRO:CD	31:l5:73:ASN:H	2.07	0.62
31:l5:126:PRO:CD	31:l5:127:SER:H	2.13	0.62
31:f6:113:ALA:HB1	1:B6:21:TYR:O	2.00	0.62
32:g6:106:GLU:HA	32:g6:110:LEU:HD12	1.82	0.62
32:k7:69:PRO:HD2	32:k7:69:PRO:O	2.00	0.62
32:c8:150:PRO:HD2	32:c8:150:PRO:O	1.98	0.62
32:g8:5:PHE:O	32:g8:9:VAL:HG23	1.99	0.62
32:c9:5:PHE:O	32:c9:9:VAL:HG23	1.99	0.62
32:g9:69:PRO:O	32:g9:69:PRO:HD2	2.00	0.62
31:l9:55:ALA:O	31:l9:59:VAL:HG23	1.99	0.62
32:iA:102:ALA:CB	32:iA:166:ARG:HH11	2.13	0.62
32:kA:106:GLU:HA	32:kA:110:LEU:HD12	1.82	0.62
31:lA:12:ALA:HB2	31:lA:23:GLU:OE2	1.99	0.62
31:bC:55:ALA:O	31:bC:59:VAL:HG23	1.99	0.62
32:gC:59:LEU:HD11	32:gC:130:GLY:HA2	1.82	0.62
32:gC:102:ALA:CB	32:gC:166:ARG:HH11	2.13	0.62
32:iC:102:ALA:CB	32:iC:166:ARG:HH11	2.13	0.62
32:kC:102:ALA:CB	32:kC:166:ARG:HH11	2.13	0.62
6:aD:201:GLY:HA3	6:aD:286:ALA:HB2	1.82	0.62
8:cD:226:TRP:CZ3	40:cD:501:LMT:H102	2.34	0.62
8:cD:251:PHE:HE2	36:cD:507:CLA:CAA	2.03	0.62
15:kD:14:TYR:CD1	27:zD:5:PHE:HE2	2.18	0.62
9:dE:98:GLN:CB	10:eE:73:LYS:HZ3	2.13	0.62
9:dE:111:TRP:HE3	9:dE:111:TRP:C	2.08	0.62
15:kE:14:TYR:CD1	27:zE:5:PHE:HE2	2.18	0.62
31:bH:72:PRO:CD	31:bH:73:ASN:H	2.07	0.62
32:eH:59:LEU:HD11	32:eH:130:GLY:HA2	1.82	0.62
32:eH:69:PRO:HD2	32:eH:69:PRO:O	2.00	0.62
32:eH:106:GLU:HA	32:eH:110:LEU:HD12	1.82	0.62
32:iH:102:ALA:CB	32:iH:166:ARG:HH11	2.13	0.62
31:jH:4:PRO:CD	31:jH:5:LEU:H	2.03	0.62
32:cI:106:GLU:HA	32:cI:110:LEU:HD12	1.82	0.62
31:fI:55:ALA:O	31:fI:59:VAL:HG23	2.00	0.62
31:fI:87:ASP:OD2	33:fI:201:CYC:NA	2.33	0.62
31:jI:55:ALA:O	31:jI:59:VAL:HG23	1.99	0.62
31:jI:72:PRO:CD	31:jI:73:ASN:H	2.07	0.62
31:lI:55:ALA:O	31:lI:59:VAL:HG23	1.99	0.62
32:eJ:106:GLU:HA	32:eJ:110:LEU:HD12	1.82	0.62
32:kJ:69:PRO:HD2	32:kJ:69:PRO:O	2.00	0.62
32:kJ:106:GLU:HA	32:kJ:110:LEU:HD12	1.82	0.62
1:BA:75:PHE:CE1	32:iA:116:THR:HA	2.35	0.61

Continued on next page...

Continued from previous page...

Atom-1	Atom-2	Interatomic distance (Å)	Clash overlap (Å)
2:BB:79:GLY:O	2:BB:81:PRO:CG	2.48	0.61
7:BD:479:PHE:O	9:DD:139:ARG:NH2	2.33	0.61
9:DD:81:PRO:HA	9:DD:108:GLY:HA3	1.82	0.61
7:BE:73:GLN:HB3	7:BE:88:PRO:HB2	1.73	0.61
7:BE:496:GLN:HB2	7:BE:503:THR:C	2.25	0.61
28:EF:136:ASN:CG	29:gF:65:GLU:OE1	2.42	0.61
4:MF:88:TYR:HE1	4:MF:112:LEU:CD1	2.13	0.61
1:BI:61:LEU:HD13	31:bI:113:ALA:O	1.99	0.61
28:EK:105:ASN:OD1	28:EK:105:ASN:N	2.31	0.61
3:JK:102:THR:CG2	3:JK:106:GLU:OE1	2.47	0.61
6:A1:338:ASN:N	35:A1:403:CL:CL	2.69	0.61
8:C1:192:ASN:OD1	40:C1:520:LMT:C5'	2.47	0.61
8:C1:390:SER:OG	8:C1:394:VAL:CG2	2.47	0.61
9:D1:81:PRO:HA	9:D1:108:GLY:HA3	1.82	0.61
9:d1:98:GLN:OE1	9:d1:98:GLN:HA	2.00	0.61
27:z1:33:TRP:HE1	27:z1:37:LYS:HG3	1.65	0.61
31:f3:87:ASP:OD2	33:f3:201:CYC:NA	2.33	0.61
32:m3:55:ALA:O	32:m3:59:LEU:HG	1.99	0.61
3:o4:83:ARG:NE	3:o4:84:ASP:CA	2.56	0.61
2:C4:74:ARG:CA	27:zE:30:PRO:CB	2.52	0.61
31:d5:149:GLU:O	31:d5:152:SER:OG	2.13	0.61
31:l5:55:ALA:O	31:l5:59:VAL:HG23	1.99	0.61
32:m5:5:PHE:O	32:m5:9:VAL:HG23	1.99	0.61
32:c6:69:PRO:HD2	32:c6:69:PRO:O	2.00	0.61
31:j6:55:ALA:O	31:j6:59:VAL:HG23	1.99	0.61
1:B6:214:LYS:HB2	1:B6:214:LYS:HZ2	1.63	0.61
31:h7:55:ALA:O	31:h7:59:VAL:HG23	1.99	0.61
32:i7:116:THR:HA	1:B7:75:PHE:CE1	2.35	0.61
1:B8:234:THR:O	1:B8:234:THR:HG23	2.00	0.61
32:i8:102:ALA:CB	32:i8:166:ARG:HH11	2.13	0.61
32:k8:145:PRO:HD2	32:k8:145:PRO:O	1.99	0.61
32:g9:102:ALA:CB	32:g9:166:ARG:HH11	2.13	0.61
32:eA:106:GLU:HA	32:eA:110:LEU:HD12	1.82	0.61
32:gA:37:ARG:O	32:gA:41:VAL:HG23	2.00	0.61
32:gA:69:PRO:HD2	32:gA:69:PRO:O	2.00	0.61
32:iA:155:ALA:C	32:iA:158:SER:HG	2.06	0.61
31:lA:55:ALA:O	31:lA:59:VAL:HG23	1.99	0.61
32:mA:55:ALA:O	32:mA:59:LEU:HG	1.99	0.61
31:fC:12:ALA:HB2	31:fC:23:GLU:OE2	1.99	0.61
32:gC:5:PHE:O	32:gC:9:VAL:HG23	1.99	0.61
32:gC:69:PRO:HD2	32:gC:69:PRO:O	2.00	0.61

Continued on next page...

Continued from previous page...

Atom-1	Atom-2	Interatomic distance (Å)	Clash overlap (Å)
8:cD:191:LEU:HB3	40:cD:501:LMT:H22	1.82	0.61
9:dD:98:GLN:OE1	9:dD:98:GLN:HA	2.00	0.61
9:dD:108:GLY:O	9:dD:109:GLY:C	2.39	0.61
9:dD:111:TRP:HE3	9:dD:111:TRP:C	2.08	0.61
8:cE:126:VAL:O	8:cE:126:VAL:HG13	2.00	0.61
32:cI:102:ALA:CB	32:cI:166:ARG:HH11	2.13	0.61
31:lI:87:ASP:OD2	33:lI:201:CYC:NA	2.33	0.61
32:cJ:69:PRO:HD2	32:cJ:69:PRO:O	2.00	0.61
32:iJ:102:ALA:CB	32:iJ:166:ARG:HH11	2.13	0.61
31:lJ:130:ILE:CG2	31:lJ:134:LYS:HE3	2.29	0.61
29:gK:55:ALA:CB	29:gK:134:LEU:CD2	2.78	0.61
2:BB:141:VAL:HG21	2:BB:211:GLN:HB2	1.81	0.61
4:TB:62:TYR:CA	1:B9:240:LEU:HD13	2.31	0.61
3:XB:60:GLN:CD	1:B9:196:GLN:O	2.43	0.61
8:CD:319:GLN:O	8:CD:320:GLY:O	2.17	0.61
18:OE:126:LYS:HE2	18:OE:153:LEU:H	1.65	0.61
3:IL:39:ILE:HD13	3:IL:145:ASP:HB3	1.82	0.61
6:a1:201:GLY:HA3	6:a1:286:ALA:HB2	1.82	0.61
17:m1:32:ARG:HH11	17:m1:32:ARG:HG2	1.65	0.61
32:g2:102:ALA:CB	32:g2:166:ARG:HH11	2.13	0.61
32:k2:155:ALA:O	32:k2:158:SER:OG	2.18	0.61
32:c3:5:PHE:O	32:c3:9:VAL:HG23	1.99	0.61
32:k3:150:PRO:HD2	32:k3:150:PRO:O	2.00	0.61
32:m3:102:ALA:CB	32:m3:166:ARG:HH11	2.13	0.61
1:B5:197:VAL:O	1:B5:197:VAL:HG12	2.01	0.61
32:e5:59:LEU:HD11	32:e5:130:GLY:HA2	1.82	0.61
32:g5:145:PRO:HD3	31:f6:61:ASN:HB3	1.81	0.61
31:h5:149:GLU:O	31:h5:152:SER:OG	2.13	0.61
32:i5:69:PRO:HD2	32:i5:69:PRO:O	2.00	0.61
31:b6:126:PRO:CD	31:b6:127:SER:H	2.13	0.61
32:c6:102:ALA:CB	32:c6:166:ARG:HH11	2.13	0.61
32:e6:69:PRO:HD2	32:e6:69:PRO:O	2.00	0.61
32:g6:37:ARG:O	32:g6:41:VAL:HG23	2.00	0.61
32:i6:5:PHE:O	32:i6:9:VAL:HG23	1.99	0.61
31:l6:91:TYR:OH	31:l6:129:TYR:CD1	2.52	0.61
31:h7:52:ILE:CG1	31:h7:92:LEU:CD1	2.74	0.61
32:k7:102:ALA:CB	32:k7:166:ARG:HH11	2.13	0.61
32:k7:106:GLU:HA	32:k7:110:LEU:HD12	1.82	0.61
31:f8:55:ALA:O	31:f8:59:VAL:HG23	2.00	0.61
31:lA:87:ASP:OD2	33:lA:201:CYC:NA	2.33	0.61
3:oB:23:LEU:HG	4:pB:38:VAL:CG2	2.31	0.61

Continued on next page...

Continued from previous page...

Atom-1	Atom-2	Interatomic distance (Å)	Clash overlap (Å)
32:gC:37:ARG:O	32:gC:41:VAL:HG23	2.00	0.61
10:eD:38:VAL:HG21	11:fD:38:ALA:HB3	1.81	0.61
18:oD:101:ARG:HH12	18:oD:135:THR:HA	1.64	0.61
43:cE:515:BCR:HC21	13:iE:24:LEU:HD11	1.81	0.61
18:oE:126:LYS:HE2	18:oE:153:LEU:H	1.65	0.61
29:gF:55:ALA:CB	29:gF:134:LEU:CD2	2.77	0.61
32:cH:102:ALA:CB	32:cH:166:ARG:HH11	2.13	0.61
32:iH:5:PHE:O	32:iH:9:VAL:HG23	1.99	0.61
31:lH:130:ILE:CG2	31:lH:134:LYS:HE3	2.29	0.61
32:eI:106:GLU:HA	32:eI:110:LEU:HD12	1.82	0.61
32:iI:12:ALA:CB	32:iI:19:LEU:CD2	2.77	0.61
29:gK:149:VAL:HG22	29:gK:153:LEU:HD23	1.82	0.61
1:BA:218:PRO:HD3	3:uB:75:GLU:OE1	1.99	0.61
8:CD:134:PHE:HE2	36:CD:515:CLA:HBA1	1.63	0.61
21:SD:42:UNK:C	21:SD:49:UNK:CB	2.78	0.61
40:BE:623:LMT:C4'	13:iE:1:MET:HE1	2.22	0.61
9:DE:81:PRO:HA	9:DE:108:GLY:HA3	1.82	0.61
1:BH:197:VAL:O	1:BH:197:VAL:HG12	2.01	0.61
1:BH:233:ASN:N	1:BH:233:ASN:HD22	1.98	0.61
1:BJ:233:ASN:N	1:BJ:233:ASN:HD22	1.98	0.61
4:YK:76:ARG:HH12	3:ZK:106:GLU:HB3	1.61	0.61
3:IL:84:ASP:OD2	33:IL:201:CYC:CHB	2.48	0.61
6:A1:307:LEU:HD12	6:A1:311:GLY:HA2	1.82	0.61
15:K1:10:LEU:CD1	15:K1:11:PRO:HG3	2.30	0.61
7:b1:497:LYS:HA	9:d1:23:LYS:O	2.00	0.61
9:d1:102:THR:HG22	40:d1:413:LMT:O6'	1.99	0.61
9:d1:111:TRP:HE3	9:d1:111:TRP:C	2.08	0.61
17:m1:32:ARG:HH11	17:m1:32:ARG:CG	2.13	0.61
32:c2:106:GLU:HA	32:c2:110:LEU:HD12	1.82	0.61
32:g2:37:ARG:O	32:g2:41:VAL:HG23	2.00	0.61
32:i2:69:PRO:HD2	32:i2:69:PRO:O	2.00	0.61
31:l2:55:ALA:O	31:l2:59:VAL:HG23	1.99	0.61
32:i3:151:GLY:CA	33:i3:201:CYC:HMD1	2.24	0.61
31:l3:106:PRO:CD	31:l3:107:MET:H	2.08	0.61
1:B3:226:LYS:HZ3	1:B3:226:LYS:C	2.04	0.61
32:c5:102:ALA:CB	32:c5:166:ARG:HH11	2.13	0.61
31:h5:4:PRO:CD	31:h5:5:LEU:H	2.04	0.61
32:k5:102:ALA:CB	32:k5:166:ARG:HH11	2.13	0.61
32:k5:106:GLU:HA	32:k5:110:LEU:HD12	1.82	0.61
32:c7:150:PRO:HD2	32:c7:150:PRO:O	1.98	0.61
31:j7:55:ALA:O	31:j7:59:VAL:HG23	1.99	0.61

Continued on next page...

Continued from previous page...

Atom-1	Atom-2	Interatomic distance (Å)	Clash overlap (Å)
1:B8:230:ARG:NE	1:B8:233:ASN:HB2	2.13	0.61
32:c8:106:GLU:HA	32:c8:110:LEU:HD12	1.82	0.61
32:i9:59:LEU:HD11	32:i9:130:GLY:HA2	1.82	0.61
31:j9:106:PRO:HD2	31:j9:107:MET:N	1.96	0.61
32:m9:5:PHE:O	32:m9:9:VAL:HG23	1.99	0.61
32:cA:106:GLU:HA	32:cA:110:LEU:HD12	1.82	0.61
32:eA:167:ALA:O	32:eA:171:VAL:HG23	2.01	0.61
32:gA:102:ALA:CB	32:gA:166:ARG:HH11	2.13	0.61
32:mA:5:PHE:O	32:mA:9:VAL:HG23	1.99	0.61
32:kC:106:GLU:HA	32:kC:110:LEU:HD12	1.82	0.61
31:lC:72:PRO:CD	31:lC:73:ASN:H	2.07	0.61
31:fH:126:PRO:CD	31:fH:127:SER:H	2.13	0.61
32:iH:59:LEU:HD11	32:iH:130:GLY:HA2	1.82	0.61
32:kH:150:PRO:HD2	32:kH:150:PRO:O	1.99	0.61
32:mH:69:PRO:O	32:mH:69:PRO:HD2	2.00	0.61
31:hI:55:ALA:O	31:hI:59:VAL:HG23	1.99	0.61
32:iI:151:GLY:CA	33:iI:201:CYC:HMD1	2.24	0.61
31:lI:12:ALA:HB2	31:lI:23:GLU:OE2	1.99	0.61
32:mI:59:LEU:HD11	32:mI:130:GLY:HA2	1.82	0.61
32:kJ:150:PRO:O	32:kJ:150:PRO:HD2	1.99	0.61
2:CB:74:ARG:O	27:zD:30:PRO:CB	2.46	0.61
1:BC:61:LEU:HD13	31:bC:113:ALA:O	1.99	0.61
7:BD:246:PHE:HE1	7:BD:250:PHE:CD2	2.10	0.61
21:SD:28:UNK:CB	7:bD:477:ASP:OD1	2.48	0.61
21:SD:40:UNK:CB	22:tD:30:GLY:O	2.49	0.61
6:AE:172:LEU:HD11	6:AE:179:THR:HG23	1.82	0.61
7:BE:71:VAL:O	7:BE:71:VAL:HG13	2.00	0.61
9:DE:60:THR:O	10:EE:65:ILE:HG22	2.00	0.61
4:YF:75:THR:HG22	3:ZF:111:GLY:N	2.15	0.61
28:EK:131:ARG:HH21	28:EK:131:ARG:CG	2.13	0.61
3:AL:19:SER:CB	3:IL:101:VAL:HG21	2.10	0.61
28:BL:113:GLU:OE2	28:BL:113:GLU:N	2.32	0.61
45:A1:412:PHO:HHC	36:D1:405:CLA:H11	1.81	0.61
8:C1:263:LEU:HB3	8:C1:428:HIS:HB2	1.82	0.61
8:c1:133:PHE:CG	8:c1:134:PHE:CE1	2.88	0.61
32:g2:121:GLY:O	1:B2:195:PRO:HB2	1.98	0.61
1:B2:211:LYS:HA	1:B2:211:LYS:HZ2	1.64	0.61
32:c3:102:ALA:CB	32:c3:166:ARG:HH11	2.13	0.61
32:g3:102:ALA:CB	32:g3:166:ARG:HH11	2.13	0.61
1:B3:198:ILE:HD12	1:B3:198:ILE:H	1.65	0.61
1:B5:23:VAL:CG1	31:f5:108:ASP:CB	2.79	0.61

Continued on next page...

Continued from previous page...

Atom-1	Atom-2	Interatomic distance (Å)	Clash overlap (Å)
31:h5:55:ALA:O	31:h5:59:VAL:HG23	1.99	0.61
32:m5:12:ALA:CB	32:m5:19:LEU:CD2	2.78	0.61
32:g7:59:LEU:HD11	32:g7:130:GLY:HA2	1.82	0.61
32:g7:102:ALA:CB	32:g7:166:ARG:HH11	2.13	0.61
32:k7:155:ALA:O	32:k7:158:SER:OG	2.18	0.61
1:B7:201:THR:OG1	1:B7:202:SER:N	2.33	0.61
1:B8:21:TYR:O	31:f8:113:ALA:HB1	2.00	0.61
1:B8:196:GLN:C	1:B8:198:ILE:H	2.08	0.61
1:B8:211:LYS:HB3	1:B8:211:LYS:NZ	2.14	0.61
31:b8:55:ALA:O	31:b8:59:VAL:HG23	1.99	0.61
32:i8:155:ALA:C	32:i8:158:SER:HG	2.06	0.61
31:l8:55:ALA:O	31:l8:59:VAL:HG23	1.99	0.61
31:b9:55:ALA:O	31:b9:59:VAL:HG23	1.99	0.61
31:d9:149:GLU:O	31:d9:152:SER:OG	2.13	0.61
32:g9:59:LEU:HD11	32:g9:130:GLY:HA2	1.82	0.61
32:m9:102:ALA:CB	32:m9:166:ARG:HH11	2.13	0.61
31:hA:55:ALA:O	31:hA:59:VAL:HG23	1.99	0.61
32:eC:5:PHE:O	32:eC:9:VAL:HG23	1.99	0.61
32:iC:75:THR:HG1	32:iC:78:ARG:HG3	1.65	0.61
32:mC:69:PRO:HD2	32:mC:69:PRO:O	2.00	0.61
7:bD:497:LYS:HA	9:dD:23:LYS:O	2.01	0.61
7:bE:73:GLN:O	7:bE:92:SER:HB2	2.00	0.61
32:eH:167:ALA:O	32:eH:171:VAL:HG23	2.01	0.61
32:iH:12:ALA:CB	32:iH:19:LEU:CD2	2.77	0.61
32:kH:5:PHE:O	32:kH:9:VAL:HG23	1.99	0.61
32:kH:69:PRO:O	32:kH:69:PRO:HD2	2.00	0.61
32:kH:145:PRO:HD2	32:kH:145:PRO:O	2.00	0.61
31:lH:55:ALA:O	31:lH:59:VAL:HG23	1.99	0.61
31:lH:91:TYR:OH	31:lH:129:TYR:CD1	2.52	0.61
32:iI:5:PHE:O	32:iI:9:VAL:HG23	1.99	0.61
32:kI:106:GLU:HA	32:kI:110:LEU:HD12	1.82	0.61
31:hJ:126:PRO:CD	31:hJ:127:SER:H	2.13	0.61
2:BB:502:ILE:CD1	4:LL:79:ALA:HB1	2.23	0.61
2:BB:549:VAL:HG22	3:4L:107:ILE:HD12	1.77	0.61
3:VB:95:GLY:HA3	3:VB:104:ILE:HD11	1.83	0.61
1:BC:75:PHE:CE1	32:iC:116:THR:HA	2.35	0.61
6:AD:63:ILE:HG22	6:AD:64:ARG:HG2	1.83	0.61
18:OD:101:ARG:HH12	18:OD:135:THR:HA	1.64	0.61
18:OD:126:LYS:HE2	18:OD:153:LEU:H	1.65	0.61
8:CE:134:PHE:HE2	36:CE:515:CLA:HBA1	1.63	0.61
4:YF:75:THR:CG2	3:ZF:111:GLY:HA3	2.30	0.61

Continued on next page...

Continued from previous page...

Atom-1	Atom-2	Interatomic distance (Å)	Clash overlap (Å)
1:BH:205:ARG:HH21	3:dF:83:ARG:CG	2.03	0.61
4:IK:56:VAL:C	4:IK:61:LEU:HD21	2.24	0.61
4:YK:75:THR:CG2	3:ZK:111:GLY:HA3	2.30	0.61
28:BL:110:LYS:O	28:BL:111:THR:CG2	2.48	0.61
6:A1:63:ILE:HG22	6:A1:64:ARG:HG2	1.83	0.61
8:c1:128:GLU:HB2	8:c1:135:GLY:HA2	1.81	0.61
21:S1:40:UNK:CB	22:t1:30:GLY:O	2.49	0.61
31:b2:126:PRO:CD	31:b2:127:SER:H	2.13	0.61
32:e2:69:PRO:HD2	32:e2:69:PRO:O	2.00	0.61
31:f2:113:ALA:HB1	1:B2:21:TYR:O	2.00	0.61
32:i2:12:ALA:CB	32:i2:19:LEU:CD2	2.77	0.61
31:j2:55:ALA:O	31:j2:59:VAL:HG23	1.99	0.61
31:d3:55:ALA:O	31:d3:59:VAL:HG23	2.00	0.61
31:d3:126:PRO:CD	31:d3:127:SER:H	2.13	0.61
32:e3:69:PRO:HD2	32:e3:69:PRO:O	2.00	0.61
32:g3:37:ARG:O	32:g3:41:VAL:HG23	2.00	0.61
32:g3:84:ARG:HH11	1:B3:58:HIS:C	2.08	0.61
32:i3:69:PRO:HD2	32:i3:69:PRO:O	2.00	0.61
31:l3:55:ALA:O	31:l3:59:VAL:HG23	1.99	0.61
2:B4:460:ILE:HD12	2:B4:483:ARG:HB3	1.83	0.61
31:d5:126:PRO:CD	31:d5:127:SER:H	2.13	0.61
31:j5:4:PRO:CD	31:j5:5:LEU:H	2.04	0.61
32:k5:150:PRO:O	32:k5:150:PRO:HD2	1.99	0.61
32:e6:59:LEU:HD11	32:e6:130:GLY:HA2	1.82	0.61
32:i6:12:ALA:CB	32:i6:19:LEU:CD2	2.77	0.61
31:d7:159:ASN:ND2	32:m7:46:SER:O	2.32	0.61
32:e7:69:PRO:HD2	32:e7:69:PRO:O	2.00	0.61
32:k7:167:ALA:O	32:k7:171:VAL:HG23	2.01	0.61
32:m7:55:ALA:O	32:m7:59:LEU:HG	1.99	0.61
32:g8:37:ARG:O	32:g8:41:VAL:HG23	2.00	0.61
32:i8:59:LEU:HD11	32:i8:130:GLY:HA2	1.82	0.61
32:k8:102:ALA:CB	32:k8:166:ARG:HH11	2.13	0.61
31:b9:72:PRO:CD	31:b9:73:ASN:N	2.64	0.61
32:c9:69:PRO:HD2	32:c9:69:PRO:O	2.00	0.61
32:g9:37:ARG:O	32:g9:41:VAL:HG23	2.00	0.61
31:l9:87:ASP:OD2	33:l9:201:CYC:NA	2.33	0.61
32:kA:102:ALA:CB	32:kA:166:ARG:HH11	2.12	0.61
32:kA:150:PRO:O	32:kA:150:PRO:HD2	1.99	0.61
32:gC:167:ALA:O	32:gC:171:VAL:HG23	2.01	0.61
9:dD:110:LEU:O	9:dD:113:PHE:C	2.41	0.61
9:dE:98:GLN:OE1	9:dE:98:GLN:HA	2.00	0.61

Continued on next page...

Continued from previous page...

Atom-1	Atom-2	Interatomic distance (Å)	Clash overlap (Å)
17:mE:32:ARG:HH11	17:mE:32:ARG:CG	2.13	0.61
31:bH:52:ILE:HG12	31:bH:92:LEU:CD1	2.27	0.61
31:fH:87:ASP:OD2	33:fH:201:CYC:NA	2.33	0.61
32:gH:102:ALA:CB	32:gH:166:ARG:HH11	2.13	0.61
32:gJ:37:ARG:O	32:gJ:41:VAL:HG23	2.00	0.61
4:hK:47:ASN:HB2	4:hK:50:ASN:HB2	1.82	0.61
2:BB:79:GLY:HA2	12:HD:17:GLU:CA	2.31	0.61
2:BB:583:ILE:HG23	33:1L:201:CYC:HBA1	1.81	0.61
2:CB:155:TYR:HA	8:cD:10:LEU:HD22	1.78	0.61
2:CB:460:ILE:HD12	2:CB:483:ARG:HB3	1.83	0.61
8:CD:390:SER:OG	8:CD:394:VAL:CG2	2.47	0.61
15:KD:10:LEU:CD1	15:KD:11:PRO:HG3	2.30	0.61
18:OD:55:ARG:NH2	18:oE:229:SER:OG	2.34	0.61
6:AE:63:ILE:HG22	6:AE:64:ARG:HG2	1.83	0.61
7:BE:235:GLU:CD	7:BE:472:ARG:HH11	2.08	0.61
7:BE:479:PHE:O	9:DE:139:ARG:NH2	2.33	0.61
3:IG:77:MET:CE	33:IG:201:CYC:CAD	2.66	0.61
29:QG:64:PRO:O	29:QG:66:LEU:N	2.33	0.61
1:BH:61:LEU:HD13	31:bH:113:ALA:O	1.99	0.61
1:BI:207:VAL:O	1:BI:207:VAL:HG22	2.00	0.61
3:XK:83:ARG:HA	1:B8:211:LYS:CE	2.31	0.61
6:A1:172:LEU:HD11	6:A1:179:THR:HG23	1.82	0.61
7:B1:73:GLN:OE1	7:B1:84:VAL:HG11	1.96	0.61
6:a1:135:TYR:OH	13:i1:31:ASN:HB3	2.01	0.61
7:b1:477:ASP:OD1	21:S1:28:UNK:CB	2.48	0.61
8:c1:259:LEU:HB2	36:c1:510:CLA:HMD3	1.81	0.61
9:d1:98:GLN:CB	10:e1:73:LYS:NZ	2.63	0.61
31:f2:108:ASP:CB	1:B2:23:VAL:CG1	2.79	0.61
31:b3:4:PRO:CD	31:b3:5:LEU:H	2.04	0.61
32:e3:167:ALA:O	32:e3:171:VAL:HG23	2.01	0.61
31:f3:112:ILE:CB	1:B3:23:VAL:HG21	2.29	0.61
32:m3:5:PHE:O	32:m3:9:VAL:HG23	1.99	0.61
31:f5:87:ASP:OD2	33:f5:201:CYC:NA	2.33	0.61
32:k5:167:ALA:O	32:k5:171:VAL:HG23	2.01	0.61
32:i6:69:PRO:HD2	32:i6:69:PRO:O	2.00	0.61
31:f7:55:ALA:O	31:f7:59:VAL:HG23	1.99	0.61
31:h7:126:PRO:CD	31:h7:127:SER:H	2.13	0.61
1:B7:205:ARG:C	1:B7:207:VAL:H	2.09	0.61
31:b8:72:PRO:CD	31:b8:73:ASN:N	2.64	0.61
31:b8:126:PRO:CD	31:b8:127:SER:H	2.13	0.61
32:g8:102:ALA:CB	32:g8:166:ARG:HH11	2.13	0.61

Continued on next page...

Continued from previous page...

Atom-1	Atom-2	Interatomic distance (Å)	Clash overlap (Å)
32:i9:82:CYS:HG	33:i9:202:CYC:HAC1	1.59	0.61
31:lC:87:ASP:OD2	33:lC:201:CYC:NA	2.33	0.61
31:lC:91:TYR:OH	31:lC:129:TYR:CD1	2.52	0.61
17:mD:30:GLN:CD	39:mD:101:LMG:C6	2.71	0.61
9:dE:98:GLN:CB	10:eE:73:LYS:NZ	2.63	0.61
9:dE:102:THR:HG22	40:dE:413:LMT:O6'	1.99	0.61
29:gF:142:VAL:CG1	29:gF:149:VAL:HG23	2.30	0.61
32:eI:150:PRO:HD2	32:eI:150:PRO:O	2.01	0.61
31:fI:61:ASN:O	32:gJ:144:ASP:OD1	2.18	0.61
31:fJ:87:ASP:OD2	33:fJ:201:CYC:NA	2.33	0.61
32:iJ:12:ALA:CB	32:iJ:19:LEU:CD2	2.77	0.61
32:kJ:102:ALA:CB	32:kJ:166:ARG:HH11	2.13	0.61
1:BA:23:VAL:HG21	31:fA:112:ILE:CB	2.29	0.61
2:CB:489:LYS:HE2	4:YK:76:ARG:CZ	2.30	0.61
1:BC:58:HIS:C	32:gC:84:ARG:HH11	2.08	0.61
1:BC:238:VAL:HG12	3:Q4:79:ALA:HB3	1.83	0.61
7:BD:496:GLN:HB2	7:BD:503:THR:C	2.25	0.61
8:CD:263:LEU:HB3	8:CD:428:HIS:HB2	1.82	0.61
15:KE:10:LEU:CD1	15:KE:11:PRO:HG3	2.30	0.61
38:LE:102:SQD:HO8	16:lE:9:LYS:HD3	1.60	0.61
29:QG:142:VAL:HG11	29:QG:149:VAL:HG12	1.81	0.61
1:BH:21:TYR:O	31:fH:113:ALA:HB1	2.00	0.61
1:BI:21:TYR:O	31:fI:113:ALA:HB1	2.00	0.61
1:BJ:234:THR:HG23	1:BJ:234:THR:O	2.00	0.61
4:MK:88:TYR:HE1	4:MK:112:LEU:CD1	2.13	0.61
29:QL:142:VAL:HG11	29:QL:149:VAL:HG12	1.81	0.61
36:c1:502:CLA:HAB	43:c1:515:BCR:H372	1.83	0.61
9:d1:59:TYR:CD2	10:e1:76:ILE:CD1	2.84	0.61
32:e2:106:GLU:HA	32:e2:110:LEU:HD12	1.82	0.61
32:g2:59:LEU:HD11	32:g2:130:GLY:HA2	1.82	0.61
31:h2:4:PRO:CD	31:h2:5:LEU:H	2.04	0.61
32:i2:59:LEU:HD11	32:i2:130:GLY:HA2	1.82	0.61
32:i2:102:ALA:CB	32:i2:166:ARG:HH11	2.13	0.61
31:l2:106:PRO:CD	31:l2:107:MET:H	2.08	0.61
31:l3:126:PRO:CD	31:l3:127:SER:H	2.13	0.61
2:C4:255:GLN:HG3	2:C4:395:THR:CG2	2.27	0.61
32:e5:167:ALA:O	32:e5:171:VAL:HG23	2.01	0.61
32:k5:59:LEU:HD11	32:k5:130:GLY:HA2	1.82	0.61
32:c7:167:ALA:O	32:c7:171:VAL:HG23	2.01	0.61
32:e7:106:GLU:HA	32:e7:110:LEU:HD12	1.82	0.61
32:i7:12:ALA:CB	32:i7:19:LEU:CD2	2.77	0.61

Continued on next page...

Continued from previous page...

Atom-1	Atom-2	Interatomic distance (Å)	Clash overlap (Å)
31:j7:4:PRO:CD	31:j7:5:LEU:N	2.63	0.61
32:e8:167:ALA:O	32:e8:171:VAL:HG23	2.01	0.61
32:i8:5:PHE:O	32:i8:9:VAL:HG23	1.99	0.61
32:i8:167:ALA:O	32:i8:171:VAL:HG23	2.01	0.61
32:k8:167:ALA:O	32:k8:171:VAL:HG23	2.01	0.61
32:g9:106:GLU:HA	32:g9:110:LEU:HD12	1.82	0.61
31:bA:4:PRO:CD	31:bA:5:LEU:N	2.64	0.61
31:hA:4:PRO:CD	31:hA:5:LEU:N	2.64	0.61
32:eC:69:PRO:O	32:eC:69:PRO:HD2	2.00	0.61
32:kC:167:ALA:O	32:kC:171:VAL:HG23	2.01	0.61
32:mC:12:ALA:CB	32:mC:19:LEU:CD2	2.78	0.61
7:bD:73:GLN:O	7:bD:92:SER:HB2	2.00	0.61
8:cD:192:ASN:CA	40:cD:501:LMT:H6D	2.30	0.61
8:cD:248:ARG:CD	8:cD:253:TRP:CZ3	2.84	0.61
27:zD:33:TRP:HE1	27:zD:37:LYS:HG3	1.65	0.61
8:cE:251:PHE:CE2	36:cE:507:CLA:HAA2	2.31	0.61
39:dE:411:LMG:O4	11:fE:40:GLN:NE2	2.14	0.61
32:gH:59:LEU:HD11	32:gH:130:GLY:HA2	1.82	0.61
32:gI:37:ARG:O	32:gI:41:VAL:HG23	2.00	0.61
32:iI:69:PRO:HD2	32:iI:69:PRO:O	2.00	0.61
31:lI:126:PRO:CD	31:lI:127:SER:H	2.13	0.61
31:bJ:4:PRO:CD	31:bJ:5:LEU:N	2.64	0.61
32:gJ:106:GLU:HA	32:gJ:110:LEU:HD12	1.82	0.61
32:iJ:59:LEU:HD11	32:iJ:130:GLY:HA2	1.82	0.61
2:BB:79:GLY:C	2:BB:81:PRO:HD3	2.21	0.61
2:BB:138:GLY:O	2:BB:139:PRO:C	2.43	0.61
2:CB:731:VAL:CG1	2:CB:731:VAL:O	2.46	0.61
4:TB:62:TYR:HB3	1:B9:240:LEU:HD12	1.83	0.61
9:DD:60:THR:O	10:ED:65:ILE:HG22	2.00	0.61
9:DD:103:ARG:NH2	10:ED:77:GLN:HE21	1.98	0.61
27:ZD:24:PRO:O	27:ZD:28:ALA:CB	2.49	0.61
21:SE:40:UNK:CB	22:tE:30:GLY:O	2.49	0.61
28:EF:123:LEU:HD21	4:YF:134:LYS:HE3	1.83	0.61
28:BG:113:GLU:N	28:BG:113:GLU:OE2	2.32	0.61
3:IG:84:ASP:OD2	33:IG:201:CYC:CHB	2.49	0.61
3:IL:103:PRO:CD	3:IL:104:ILE:N	2.63	0.61
6:A1:135:TYR:CE2	13:I1:31:ASN:HB2	2.23	0.61
8:C1:193:PRO:HD3	40:C1:520:LMT:H21	1.83	0.61
8:c1:305:LEU:HD11	8:c1:315:ILE:HG21	1.81	0.61
19:q1:40:LYS:HD3	19:q1:92:ASN:HD21	1.66	0.61
1:B2:208:PRO:HG3	4:t4:62:TYR:O	2.01	0.61

Continued on next page...

Continued from previous page...

Atom-1	Atom-2	Interatomic distance (Å)	Clash overlap (Å)
2:C4:154:ARG:CA	8:cE:10:LEU:HD23	2.26	0.61
32:c5:167:ALA:O	32:c5:171:VAL:HG23	2.01	0.61
32:g5:59:LEU:HD11	32:g5:130:GLY:HA2	1.82	0.61
31:h5:126:PRO:CD	31:h5:127:SER:H	2.13	0.61
31:j5:126:PRO:CD	31:j5:127:SER:H	2.13	0.61
32:i6:167:ALA:O	32:i6:171:VAL:HG23	2.01	0.61
32:k6:102:ALA:CB	32:k6:166:ARG:HH11	2.13	0.61
1:B6:207:VAL:HG22	1:B6:207:VAL:O	2.00	0.61
31:b7:106:PRO:CD	31:b7:107:MET:H	2.08	0.61
31:d7:52:ILE:HG12	31:d7:92:LEU:CD1	2.28	0.61
32:e7:150:PRO:HD2	32:e7:150:PRO:O	2.01	0.61
32:i7:69:PRO:HD2	32:i7:69:PRO:O	2.00	0.61
32:i7:82:CYS:HG	33:i7:202:CYC:HAC1	1.61	0.61
32:c8:102:ALA:CB	32:c8:166:ARG:HH11	2.13	0.61
32:e8:59:LEU:HD11	32:e8:130:GLY:HA2	1.82	0.61
32:e8:106:GLU:HA	32:e8:110:LEU:HD12	1.82	0.61
32:m8:12:ALA:CB	32:m8:19:LEU:CD2	2.78	0.61
32:m8:69:PRO:HD2	32:m8:69:PRO:O	2.00	0.61
31:h9:4:PRO:CD	31:h9:5:LEU:N	2.64	0.61
31:dA:72:PRO:CD	31:dA:73:ASN:N	2.64	0.61
32:iA:69:PRO:HD2	32:iA:69:PRO:O	2.00	0.61
31:fC:87:ASP:OD2	33:fC:201:CYC:NA	2.33	0.61
32:kC:5:PHE:O	32:kC:9:VAL:HG23	1.99	0.61
32:mC:102:ALA:CB	32:mC:166:ARG:HH11	2.13	0.61
6:aD:135:TYR:OH	13:iD:31:ASN:HB3	2.01	0.61
9:dD:102:THR:HG22	40:dD:413:LMT:O6'	1.99	0.61
17:mD:32:ARG:HH11	17:mD:32:ARG:CG	2.13	0.61
18:oD:126:LYS:HE2	18:oD:153:LEU:H	1.65	0.61
32:kH:102:ALA:CB	32:kH:166:ARG:HH11	2.13	0.61
32:iI:167:ALA:O	32:iI:171:VAL:HG23	2.01	0.61
32:kI:59:LEU:HD11	32:kI:130:GLY:HA2	1.82	0.61
31:dJ:4:PRO:CD	31:dJ:5:LEU:N	2.63	0.61
31:fJ:4:PRO:CD	31:fJ:5:LEU:N	2.64	0.61
32:mJ:44:ILE:HG13	32:mJ:142:VAL:CG2	2.24	0.61
32:mJ:69:PRO:HD2	32:mJ:69:PRO:O	2.00	0.61
32:mJ:102:ALA:CB	32:mJ:166:ARG:HH11	2.13	0.61
2:BB:124:PHE:O	2:BB:125:PHE:CB	2.48	0.61
8:CD:390:SER:OG	8:CD:394:VAL:CB	2.49	0.61
7:BE:230:ARG:CG	2:B4:119:ASN:OD1	2.27	0.61
8:CE:13:ARG:HD3	8:CE:13:ARG:H	1.65	0.61
28:EF:136:ASN:ND2	29:gF:63:LEU:HD22	2.16	0.61

Continued on next page...

Continued from previous page...

Atom-1	Atom-2	Interatomic distance (Å)	Clash overlap (Å)
4:YF:76:ARG:CZ	2:C4:489:LYS:HE2	2.30	0.61
3:AG:19:SER:CB	3:IG:101:VAL:HG21	2.10	0.61
1:BI:189:ARG:O	1:BI:189:ARG:NE	2.32	0.61
4:IK:62:TYR:HB3	1:B8:237:ARG:O	2.00	0.61
27:Z1:24:PRO:O	27:Z1:28:ALA:CB	2.49	0.61
31:b2:52:ILE:HG13	31:b2:92:LEU:HD12	1.83	0.61
32:k2:69:PRO:O	32:k2:69:PRO:HD2	2.00	0.61
32:m2:59:LEU:HD11	32:m2:130:GLY:HA2	1.82	0.61
32:m2:102:ALA:CB	32:m2:166:ARG:HH11	2.13	0.61
31:d3:159:ASN:ND2	32:m3:46:SER:O	2.32	0.61
31:h3:72:PRO:CD	31:h3:73:ASN:N	2.64	0.61
32:k3:69:PRO:HD2	32:k3:69:PRO:O	2.00	0.61
4:r4:154:ASP:CA	2:B4:721:LEU:HD11	2.31	0.61
2:C4:155:TYR:N	8:cE:10:LEU:HD21	2.01	0.61
1:B5:236:THR:OG1	3:4L:83:ARG:NE	2.30	0.61
32:g5:106:GLU:HA	32:g5:110:LEU:HD12	1.82	0.61
32:g6:167:ALA:O	32:g6:171:VAL:HG23	2.01	0.61
31:h6:72:PRO:CD	31:h6:73:ASN:N	2.64	0.61
32:k6:167:ALA:O	32:k6:171:VAL:HG23	2.01	0.61
31:b7:4:PRO:CD	31:b7:5:LEU:N	2.64	0.61
32:c7:69:PRO:O	32:c7:69:PRO:HD2	2.00	0.61
32:i7:102:ALA:CB	32:i7:166:ARG:HH11	2.13	0.61
1:B8:23:VAL:HG21	31:f8:112:ILE:CB	2.29	0.61
1:B8:197:VAL:O	1:B8:197:VAL:HG12	2.00	0.61
32:e8:69:PRO:O	32:e8:69:PRO:HD2	2.00	0.61
31:h8:72:PRO:CD	31:h8:73:ASN:N	2.64	0.61
32:m8:167:ALA:O	32:m8:171:VAL:HG23	2.01	0.61
32:e9:69:PRO:O	32:e9:69:PRO:HD2	2.00	0.61
31:f9:72:PRO:CD	31:f9:73:ASN:N	2.64	0.61
31:f9:113:ALA:HB1	1:B9:21:TYR:O	2.00	0.61
32:k9:59:LEU:HD11	32:k9:130:GLY:HA2	1.82	0.61
32:iA:40:SER:O	32:iA:44:ILE:N	2.27	0.61
32:mA:69:PRO:HD2	32:mA:69:PRO:O	2.00	0.61
32:cC:167:ALA:O	32:cC:171:VAL:HG23	2.01	0.61
31:dC:126:PRO:CD	31:dC:127:SER:H	2.13	0.61
32:iC:69:PRO:HD2	32:iC:69:PRO:O	2.00	0.61
19:qD:40:LYS:HD3	19:qD:92:ASN:HD21	1.66	0.61
7:bE:497:LYS:HA	9:dE:23:LYS:O	2.01	0.61
31:bH:80:GLY:O	31:bH:84:CYS:HB3	2.01	0.61
32:mH:102:ALA:CB	32:mH:166:ARG:HH11	2.13	0.61
32:cI:167:ALA:O	32:cI:171:VAL:HG23	2.01	0.61

Continued on next page...

Continued from previous page...

Atom-1	Atom-2	Interatomic distance (Å)	Clash overlap (Å)
32:gI:59:LEU:HD11	32:gI:130:GLY:HA2	1.82	0.61
32:kI:102:ALA:CB	32:kI:166:ARG:HH11	2.13	0.61
31:bJ:80:GLY:O	31:bJ:84:CYS:HB3	2.01	0.61
32:eJ:150:PRO:HD2	32:eJ:150:PRO:O	2.01	0.61
32:eJ:167:ALA:O	32:eJ:171:VAL:HG23	2.01	0.61
31:jJ:55:ALA:O	31:jJ:59:VAL:HG23	2.00	0.61
2:BB:40:LEU:HD12	4:ML:38:VAL:HG13	1.83	0.61
2:CB:171:LEU:HD21	2:CB:235:PHE:HE2	1.63	0.61
6:AD:307:LEU:HD12	6:AD:311:GLY:HA2	1.82	0.61
6:AD:338:ASN:N	35:AD:403:CL:CL	2.70	0.61
28:BG:136:ASN:HA	29:QG:64:PRO:CD	2.31	0.61
3:IG:68:PRO:HD2	3:IG:68:PRO:O	2.01	0.61
3:IG:104:ILE:CG2	3:IG:156:LEU:CD1	2.53	0.61
1:BH:23:VAL:CG1	31:fH:108:ASP:CB	2.79	0.61
28:EK:128:ALA:HB2	4:YK:58:LYS:HG3	1.83	0.61
18:O1:126:LYS:HE2	18:O1:153:LEU:H	1.65	0.61
8:c1:60:SER:N	15:k1:10:LEU:CB	2.64	0.61
32:e2:59:LEU:HD11	32:e2:130:GLY:HA2	1.82	0.61
32:e2:150:PRO:O	32:e2:150:PRO:HD2	2.01	0.61
31:b3:4:PRO:CD	31:b3:5:LEU:N	2.64	0.61
31:d3:72:PRO:CD	31:d3:73:ASN:N	2.64	0.61
32:k3:106:GLU:HA	32:k3:110:LEU:HD12	1.82	0.61
31:l3:72:PRO:CD	31:l3:73:ASN:N	2.64	0.61
32:m3:12:ALA:CB	32:m3:19:LEU:CD2	2.78	0.61
3:u4:69:GLY:HA3	3:Q4:63:PRO:HD2	1.83	0.61
3:o4:83:ARG:HG2	3:o4:83:ARG:HH11	1.65	0.61
3:q4:23:LEU:HD12	4:r4:38:VAL:HG13	1.83	0.61
32:g5:102:ALA:CB	32:g5:166:ARG:HH11	2.13	0.61
32:i5:59:LEU:HD11	32:i5:130:GLY:HA2	1.82	0.61
31:j5:106:PRO:CD	31:j5:107:MET:H	2.08	0.61
32:k5:69:PRO:HD2	32:k5:69:PRO:O	2.00	0.61
31:d6:72:PRO:CD	31:d6:73:ASN:N	2.64	0.61
31:f6:4:PRO:CD	31:f6:5:LEU:H	2.04	0.61
32:i6:102:ALA:CB	32:i6:166:ARG:HH11	2.13	0.61
32:k6:155:ALA:O	32:k6:158:SER:OG	2.18	0.61
1:B6:209:GLN:O	4:zB:58:LYS:HE3	2.00	0.61
32:m7:167:ALA:O	32:m7:171:VAL:HG23	2.01	0.61
1:B8:233:ASN:N	1:B8:233:ASN:HD22	1.98	0.61
32:c8:69:PRO:O	32:c8:69:PRO:HD2	2.00	0.61
32:g8:59:LEU:HD11	32:g8:130:GLY:HA2	1.82	0.61
32:g8:69:PRO:HD2	32:g8:69:PRO:O	2.00	0.61

Continued on next page...

Continued from previous page...

Atom-1	Atom-2	Interatomic distance (Å)	Clash overlap (Å)
32:k8:150:PRO:HD2	32:k8:150:PRO:O	1.99	0.61
32:e9:167:ALA:O	32:e9:171:VAL:HG23	2.01	0.61
31:f9:108:ASP:CB	1:B9:23:VAL:CG1	2.79	0.61
32:g9:167:ALA:O	32:g9:171:VAL:HG23	2.01	0.61
32:m9:59:LEU:HD11	32:m9:130:GLY:HA2	1.82	0.61
31:bA:80:GLY:O	31:bA:84:CYS:HB3	2.01	0.61
32:kA:59:LEU:HD11	32:kA:130:GLY:HA2	1.82	0.61
32:mA:102:ALA:CB	32:mA:166:ARG:HH11	2.13	0.61
32:gC:60:PHE:CB	32:gC:67:ILE:HD11	2.31	0.61
8:cD:248:ARG:CG	8:cD:253:TRP:CZ2	2.61	0.61
8:cD:305:LEU:HD11	8:cD:315:ILE:HG21	1.81	0.61
43:cD:515:BCR:HC41	13:iD:24:LEU:HD21	1.82	0.61
43:cE:515:BCR:HC41	13:iE:24:LEU:HD21	1.82	0.61
31:bH:72:PRO:CD	31:bH:73:ASN:N	2.64	0.61
31:dH:4:PRO:CD	31:dH:5:LEU:N	2.64	0.61
32:iH:155:ALA:C	32:iH:158:SER:HG	2.07	0.61
32:mH:12:ALA:CB	32:mH:19:LEU:CD2	2.78	0.61
31:fI:126:PRO:CD	31:fI:127:SER:H	2.13	0.61
32:gI:102:ALA:CB	32:gI:166:ARG:HH11	2.13	0.61
32:gJ:69:PRO:HD2	32:gJ:69:PRO:O	2.00	0.61
32:iJ:167:ALA:O	32:iJ:171:VAL:HG23	2.01	0.61
1:BA:238:VAL:HG12	3:QB:79:ALA:HB3	1.83	0.60
2:BB:82:LEU:HD12	2:BB:82:LEU:C	2.26	0.60
2:BB:84:PHE:CE2	2:BB:160:MET:HB3	2.35	0.60
2:CB:458:TYR:OH	33:YK:201:CYC:CBA	2.49	0.60
4:WB:41:ALA:HB2	4:WB:97:LEU:HD21	1.83	0.60
7:BE:91:TRP:CZ3	36:BE:606:CLA:CBA	2.84	0.60
8:CE:263:LEU:HB3	8:CE:428:HIS:HB2	1.82	0.60
8:CE:390:SER:HB3	8:CE:394:VAL:CB	2.20	0.60
27:ZE:24:PRO:O	27:ZE:28:ALA:CB	2.49	0.60
28:BG:143:MET:HE1	3:KG:52:LYS:HE3	1.83	0.60
1:BI:186:GLU:CA	1:BI:190:THR:HG23	2.31	0.60
8:C1:390:SER:OG	8:C1:394:VAL:CB	2.49	0.60
9:d1:80:THR:CA	9:d1:111:TRP:NE1	2.55	0.60
21:S1:42:UNK:C	21:S1:49:UNK:CB	2.78	0.60
32:c2:167:ALA:O	32:c2:171:VAL:HG23	2.01	0.60
32:g2:167:ALA:O	32:g2:171:VAL:HG23	2.01	0.60
32:i3:59:LEU:HD11	32:i3:130:GLY:HA2	1.82	0.60
31:j3:72:PRO:CD	31:j3:73:ASN:N	2.64	0.60
32:m3:69:PRO:O	32:m3:69:PRO:HD2	2.00	0.60
2:C4:154:ARG:HH21	8:cE:32:LEU:HD22	1.66	0.60

Continued on next page...

Continued from previous page...

Atom-1	Atom-2	Interatomic distance (Å)	Clash overlap (Å)
1:B5:196:GLN:C	1:B5:198:ILE:H	2.08	0.60
1:B5:230:ARG:NE	1:B5:233:ASN:HB2	2.13	0.60
31:b5:4:PRO:CD	31:b5:5:LEU:N	2.64	0.60
31:f5:4:PRO:CD	31:f5:5:LEU:N	2.64	0.60
32:g5:69:PRO:HD2	32:g5:69:PRO:O	2.00	0.60
32:m5:167:ALA:O	32:m5:171:VAL:HG23	2.01	0.60
32:e6:106:GLU:HA	32:e6:110:LEU:HD12	1.82	0.60
32:m6:69:PRO:HD2	32:m6:69:PRO:O	2.00	0.60
32:e7:167:ALA:O	32:e7:171:VAL:HG23	2.01	0.60
31:f7:113:ALA:HB1	1:B7:21:TYR:O	2.01	0.60
32:g7:106:GLU:HA	32:g7:110:LEU:HD12	1.82	0.60
32:k7:5:PHE:O	32:k7:9:VAL:HG23	1.99	0.60
32:k7:59:LEU:HD11	32:k7:130:GLY:HA2	1.82	0.60
32:k7:145:PRO:HD2	32:k7:145:PRO:O	1.99	0.60
32:k8:106:GLU:HA	32:k8:110:LEU:HD12	1.82	0.60
32:e9:150:PRO:HD2	32:e9:150:PRO:O	2.01	0.60
32:g9:84:ARG:HH11	1:B9:58:HIS:C	2.09	0.60
32:i9:167:ALA:O	32:i9:171:VAL:HG23	2.01	0.60
32:m9:12:ALA:CB	32:m9:19:LEU:CD2	2.78	0.60
32:gA:167:ALA:O	32:gA:171:VAL:HG23	2.01	0.60
31:hA:72:PRO:CD	31:hA:73:ASN:N	2.64	0.60
31:bC:72:PRO:CD	31:bC:73:ASN:N	2.64	0.60
8:cD:60:SER:N	15:kD:10:LEU:CB	2.64	0.60
43:cD:515:BCR:HC21	13:iD:24:LEU:HD11	1.81	0.60
9:dD:59:TYR:CD2	10:eD:76:ILE:CD1	2.84	0.60
6:aE:135:TYR:OH	13:iE:31:ASN:HB3	2.01	0.60
19:qE:40:LYS:HD3	19:qE:92:ASN:HD21	1.66	0.60
26:yE:65:LEU:HD12	26:yE:65:LEU:C	2.26	0.60
27:zE:33:TRP:HE1	27:zE:37:LYS:HG3	1.65	0.60
4:jF:71:ASN:OD1	4:jF:121:VAL:HG22	2.00	0.60
30:mF:40:VAL:HG21	30:mF:97:LEU:HD21	1.79	0.60
32:gH:106:GLU:HA	32:gH:110:LEU:HD12	1.82	0.60
31:jH:72:PRO:CD	31:jH:73:ASN:N	2.64	0.60
32:kI:145:PRO:HD2	32:kI:145:PRO:O	2.00	0.60
32:kI:155:ALA:O	32:kI:158:SER:OG	2.18	0.60
32:eJ:69:PRO:HD2	32:eJ:69:PRO:O	2.00	0.60
31:hJ:84:CYS:CB	33:hJ:201:CYC:CAC	2.56	0.60
32:iJ:69:PRO:HD2	32:iJ:69:PRO:O	2.00	0.60
31:lJ:4:PRO:CD	31:lJ:5:LEU:N	2.64	0.60
31:lJ:126:PRO:CD	31:lJ:127:SER:H	2.13	0.60
7:BD:91:TRP:CZ3	36:BD:606:CLA:CBA	2.84	0.60

Continued on next page...

Continued from previous page...

Atom-1	Atom-2	Interatomic distance (Å)	Clash overlap (Å)
9:DD:90:LEU:CD1	9:DD:96:GLU:CB	2.79	0.60
33:YF:201:CYC:CBA	2:C4:458:TYR:OH	2.49	0.60
1:BI:209:GLN:O	4:z4:58:LYS:HE3	2.00	0.60
28:EK:123:LEU:HD21	4:YK:134:LYS:HE3	1.83	0.60
4:YK:75:THR:HG22	3:ZK:111:GLY:N	2.15	0.60
3:IL:51:ILE:CG1	3:IL:89:LEU:CD1	2.80	0.60
8:C1:310:LYS:O	23:U1:75:LYS:HD2	2.01	0.60
6:a1:97:TRP:CD2	13:i1:5:LYS:CB	2.84	0.60
8:c1:13:ARG:HH11	8:c1:13:ARG:CG	2.14	0.60
8:c1:134:PHE:HD2	36:c1:513:CLA:HBC2	1.66	0.60
43:c1:515:BCR:HC41	13:i1:24:LEU:HD21	1.82	0.60
18:o1:126:LYS:HE2	18:o1:153:LEU:H	1.65	0.60
31:b2:80:GLY:O	31:b2:84:CYS:HB3	2.01	0.60
32:k2:150:PRO:HD2	32:k2:150:PRO:O	1.99	0.60
32:m2:69:PRO:O	32:m2:69:PRO:HD2	2.00	0.60
31:b3:52:ILE:HG13	31:b3:92:LEU:HD12	1.83	0.60
31:b3:80:GLY:O	31:b3:84:CYS:HB3	2.01	0.60
32:g3:60:PHE:CB	32:g3:67:ILE:HD11	2.31	0.60
32:g3:69:PRO:HD2	32:g3:69:PRO:O	2.00	0.60
32:g3:167:ALA:O	32:g3:171:VAL:HG23	2.01	0.60
3:V4:95:GLY:HA3	3:V4:104:ILE:HD11	1.83	0.60
2:B4:128:ILE:HG13	2:B4:128:ILE:O	2.00	0.60
31:h5:72:PRO:CD	31:h5:73:ASN:N	2.64	0.60
32:m5:44:ILE:HG13	32:m5:142:VAL:CG2	2.24	0.60
32:m5:102:ALA:CB	32:m5:166:ARG:HH11	2.13	0.60
32:c6:167:ALA:O	32:c6:171:VAL:HG23	2.01	0.60
32:g6:102:ALA:CB	32:g6:166:ARG:HH11	2.13	0.60
32:g7:37:ARG:O	32:g7:41:VAL:HG23	2.00	0.60
32:m7:59:LEU:HD11	32:m7:130:GLY:HA2	1.82	0.60
1:B8:58:HIS:C	32:g8:84:ARG:HH11	2.10	0.60
32:k8:69:PRO:HD2	32:k8:69:PRO:O	2.00	0.60
31:b9:80:GLY:O	31:b9:84:CYS:HB3	2.01	0.60
32:k9:106:GLU:HA	32:k9:110:LEU:HD12	1.82	0.60
32:eA:150:PRO:HD2	32:eA:150:PRO:O	2.01	0.60
31:fA:72:PRO:CD	31:fA:73:ASN:N	2.64	0.60
3:qB:23:LEU:HD12	4:rB:38:VAL:HG13	1.83	0.60
31:bC:80:GLY:O	31:bC:84:CYS:HB3	2.01	0.60
31:dC:72:PRO:CD	31:dC:73:ASN:N	2.64	0.60
32:gC:106:GLU:HA	32:gC:110:LEU:HD12	1.82	0.60
31:hC:126:PRO:CD	31:hC:127:SER:H	2.13	0.60
32:iC:167:ALA:O	32:iC:171:VAL:HG23	2.01	0.60

Continued on next page...

Continued from previous page...

Atom-1	Atom-2	Interatomic distance (Å)	Clash overlap (Å)
32:kC:69:PRO:HD2	32:kC:69:PRO:O	2.00	0.60
8:cD:262:SER:OG	36:cD:508:CLA:HAA1	2.02	0.60
8:cE:305:LEU:HD11	8:cE:315:ILE:HG21	1.81	0.60
13:iE:30:ARG:HH21	13:iE:30:ARG:CG	2.14	0.60
31:bH:4:PRO:CD	31:bH:5:LEU:N	2.64	0.60
31:fH:4:PRO:CD	31:fH:5:LEU:N	2.64	0.60
31:hH:72:PRO:CD	31:hH:73:ASN:N	2.64	0.60
32:iH:69:PRO:HD2	32:iH:69:PRO:O	2.00	0.60
32:iH:167:ALA:O	32:iH:171:VAL:HG23	2.01	0.60
32:eI:69:PRO:HD2	32:eI:69:PRO:O	2.00	0.60
32:gI:69:PRO:HD2	32:gI:69:PRO:O	2.00	0.60
4:jK:71:ASN:OD1	4:jK:121:VAL:HG22	2.00	0.60
1:BA:21:TYR:O	31:fA:113:ALA:HB1	2.01	0.60
3:OB:56:ASN:OD1	1:B9:228:VAL:CG1	2.48	0.60
1:BC:21:TYR:O	31:fC:113:ALA:HB1	2.01	0.60
8:CD:310:LYS:O	23:UD:75:LYS:HD2	2.01	0.60
9:DE:90:LEU:CD1	9:DE:96:GLU:CB	2.79	0.60
28:EF:131:ARG:HH21	28:EF:131:ARG:CG	2.13	0.60
4:YF:84:ASP:OD2	33:YF:201:CYC:C4A	2.49	0.60
4:OG:71:ASN:HD21	4:OG:121:VAL:HG22	1.67	0.60
1:BJ:23:VAL:CG1	31:fJ:108:ASP:CB	2.79	0.60
1:BJ:197:VAL:HG12	1:BJ:197:VAL:O	2.01	0.60
3:JK:65:VAL:HG13	33:JK:201:CYC:OC	2.01	0.60
3:IL:68:PRO:HD2	3:IL:68:PRO:O	2.01	0.60
3:NL:65:VAL:CG1	3:NL:72:ALA:HB3	2.31	0.60
4:OL:71:ASN:HD21	4:OL:121:VAL:HG22	1.66	0.60
29:QL:147:ILE:HD13	29:QL:147:ILE:N	2.17	0.60
7:B1:91:TRP:CZ3	36:B1:606:CLA:CBA	2.84	0.60
7:b1:73:GLN:O	7:b1:92:SER:HB2	2.00	0.60
13:i1:30:ARG:HH21	13:i1:30:ARG:CG	2.14	0.60
31:h2:4:PRO:CD	31:h2:5:LEU:N	2.64	0.60
32:k2:106:GLU:HA	32:k2:110:LEU:HD12	1.82	0.60
32:k2:145:PRO:HD2	32:k2:145:PRO:O	1.99	0.60
31:d3:52:ILE:HG13	31:d3:92:LEU:HD12	1.83	0.60
32:e3:150:PRO:O	32:e3:150:PRO:HD2	2.01	0.60
31:f3:113:ALA:HB1	1:B3:21:TYR:O	2.01	0.60
1:B3:212:GLN:CB	4:t4:67:ARG:HD3	2.32	0.60
31:b5:72:PRO:CD	31:b5:73:ASN:N	2.64	0.60
32:i5:60:PHE:CB	32:i5:67:ILE:HD11	2.31	0.60
32:k6:59:LEU:HD11	32:k6:130:GLY:HA2	1.82	0.60
31:l6:4:PRO:CD	31:l6:5:LEU:N	2.64	0.60

Continued on next page...

Continued from previous page...

Atom-1	Atom-2	Interatomic distance (Å)	Clash overlap (Å)
32:m6:59:LEU:HD11	32:m6:130:GLY:HA2	1.82	0.60
31:d7:126:PRO:CD	31:d7:127:SER:H	2.13	0.60
32:e7:59:LEU:HD11	32:e7:130:GLY:HA2	1.82	0.60
1:B7:226:LYS:HB3	1:B7:226:LYS:HZ2	1.63	0.60
32:g8:167:ALA:O	32:g8:171:VAL:HG23	2.01	0.60
32:m9:60:PHE:CB	32:m9:67:ILE:HD11	2.32	0.60
31:bA:52:ILE:HG13	31:bA:92:LEU:HD12	1.83	0.60
31:fA:4:PRO:CD	31:fA:5:LEU:H	2.04	0.60
32:iA:60:PHE:CB	32:iA:67:ILE:HD11	2.32	0.60
31:lA:72:PRO:CD	31:lA:73:ASN:N	2.64	0.60
31:hC:52:ILE:HG13	31:hC:92:LEU:HD12	1.83	0.60
32:iC:12:ALA:CB	32:iC:19:LEU:CD2	2.77	0.60
6:aD:97:TRP:CD2	13:iD:5:LYS:CB	2.84	0.60
8:cD:13:ARG:HH11	8:cD:13:ARG:CG	2.14	0.60
26:yD:65:LEU:HD12	26:yD:65:LEU:C	2.26	0.60
29:gF:153:LEU:HD12	29:gF:153:LEU:O	2.01	0.60
32:cH:106:GLU:HA	32:cH:110:LEU:HD12	1.82	0.60
31:dI:4:PRO:CD	31:dI:5:LEU:N	2.64	0.60
31:fI:4:PRO:CD	31:fI:5:LEU:H	2.04	0.60
32:kI:167:ALA:O	32:kI:171:VAL:HG23	2.01	0.60
31:lI:91:TYR:OH	31:lI:129:TYR:CD1	2.52	0.60
31:bJ:72:PRO:CD	31:bJ:73:ASN:N	2.64	0.60
32:gJ:102:ALA:CB	32:gJ:166:ARG:HH11	2.13	0.60
32:kJ:145:PRO:HD2	32:kJ:145:PRO:O	1.99	0.60
31:lJ:91:TYR:OH	31:lJ:129:TYR:CD1	2.52	0.60
32:mJ:167:ALA:O	32:mJ:171:VAL:HG23	2.01	0.60
4:jK:71:ASN:ND2	4:jK:121:VAL:HG13	2.17	0.60
1:BA:58:HIS:C	32:gA:84:ARG:HH11	2.08	0.60
6:AD:172:LEU:HD11	6:AD:179:THR:HG23	1.82	0.60
7:BE:94:GLU:OE2	40:BE:622:LMT:C4	2.47	0.60
8:CE:390:SER:OG	8:CE:394:VAL:CB	2.49	0.60
28:EF:110:LYS:HG2	2:C4:44:ALA:O	2.00	0.60
1:BJ:196:GLN:C	1:BJ:198:ILE:H	2.08	0.60
28:BL:143:MET:HE1	3:KL:52:LYS:HE3	1.83	0.60
9:D1:60:THR:O	10:E1:65:ILE:HG22	2.00	0.60
8:c1:257:ALA:O	8:c1:259:LEU:N	2.35	0.60
8:c1:265:ALA:CB	36:c1:502:CLA:C14	2.35	0.60
17:m1:35:LYS:O	17:m1:36:GLU:C	2.45	0.60
32:c2:111:ASN:OD1	1:B2:187:TYR:CE1	2.35	0.60
32:e2:167:ALA:O	32:e2:171:VAL:HG23	2.01	0.60
32:g2:60:PHE:CB	32:g2:67:ILE:HD11	2.32	0.60

Continued on next page...

Continued from previous page...

Atom-1	Atom-2	Interatomic distance (Å)	Clash overlap (Å)
32:i2:167:ALA:O	32:i2:171:VAL:HG23	2.01	0.60
31:j2:72:PRO:CD	31:j2:73:ASN:H	2.07	0.60
32:m2:12:ALA:CB	32:m2:19:LEU:CD2	2.78	0.60
31:h3:126:PRO:CD	31:h3:127:SER:H	2.13	0.60
4:W4:41:ALA:HB2	4:W4:97:LEU:HD21	1.83	0.60
1:B5:230:ARG:HE	1:B5:233:ASN:HB3	1.63	0.60
32:c5:69:PRO:HD2	32:c5:69:PRO:O	2.00	0.60
32:g5:60:PHE:CB	32:g5:67:ILE:HD11	2.32	0.60
32:i5:167:ALA:O	32:i5:171:VAL:HG23	2.01	0.60
31:l5:72:PRO:CD	31:l5:73:ASN:N	2.64	0.60
32:m5:69:PRO:HD2	32:m5:69:PRO:O	2.00	0.60
32:e6:150:PRO:HD2	32:e6:150:PRO:O	2.01	0.60
32:k6:106:GLU:HA	32:k6:110:LEU:HD12	1.82	0.60
31:b7:52:ILE:HG12	31:b7:92:LEU:CD1	2.27	0.60
32:i7:167:ALA:O	32:i7:171:VAL:HG23	2.01	0.60
31:j7:106:PRO:CD	31:j7:107:MET:H	2.08	0.60
32:k7:150:PRO:HD2	32:k7:150:PRO:O	2.00	0.60
32:m7:60:PHE:CB	32:m7:67:ILE:HD11	2.32	0.60
31:h8:52:ILE:HG13	31:h8:92:LEU:HD12	1.83	0.60
32:m8:59:LEU:HD11	32:m8:130:GLY:HA2	1.82	0.60
32:i9:69:PRO:HD2	32:i9:69:PRO:O	2.00	0.60
32:i9:75:THR:HG1	32:i9:78:ARG:HG3	1.66	0.60
32:m9:167:ALA:O	32:m9:171:VAL:HG23	2.01	0.60
31:bA:72:PRO:CD	31:bA:73:ASN:N	2.64	0.60
31:jA:4:PRO:CD	31:jA:5:LEU:N	2.64	0.60
31:bC:126:PRO:CD	31:bC:127:SER:H	2.13	0.60
31:lC:126:PRO:CD	31:lC:127:SER:H	2.13	0.60
7:bD:87:ASN:OD1	40:bD:602:LMT:O3'	2.19	0.60
9:dD:98:GLN:CB	10:eD:73:LYS:NZ	2.63	0.60
7:bE:87:ASN:OD1	40:bE:602:LMT:O3'	2.19	0.60
8:cE:13:ARG:HH11	8:cE:13:ARG:CG	2.14	0.60
3:fF:151:ALA:HB1	30:mF:20:THR:HG21	1.83	0.60
32:eH:150:PRO:O	32:eH:150:PRO:HD2	2.01	0.60
32:kH:167:ALA:O	32:kH:171:VAL:HG23	2.01	0.60
31:bI:80:GLY:O	31:bI:84:CYS:HB3	2.01	0.60
32:gI:106:GLU:HA	32:gI:110:LEU:HD12	1.82	0.60
32:iI:60:PHE:CB	32:iI:67:ILE:HD11	2.32	0.60
31:bJ:52:ILE:HG13	31:bJ:92:LEU:HD12	1.83	0.60
32:eJ:59:LEU:HD11	32:eJ:130:GLY:HA2	1.82	0.60
32:eJ:60:PHE:CB	32:eJ:67:ILE:HD11	2.32	0.60
2:BB:119:ASN:OD1	7:BD:230:ARG:HG3	2.01	0.60

Continued on next page...

Continued from previous page...

Atom-1	Atom-2	Interatomic distance (Å)	Clash overlap (Å)
2:CB:154:ARG:NH2	8:cD:32:LEU:HD22	2.16	0.60
28:EF:136:ASN:HD21	29:gF:63:LEU:HA	1.66	0.60
1:BI:205:ARG:HH21	1:BI:205:ARG:CG	2.11	0.60
3:IL:110:VAL:O	3:IL:110:VAL:CG1	2.47	0.60
9:d1:120:PHE:HE2	36:d1:403:CLA:H122	1.08	0.60
10:e1:38:VAL:HG21	11:f1:38:ALA:HB3	1.81	0.60
31:b2:72:PRO:CD	31:b2:73:ASN:N	2.64	0.60
31:d2:52:ILE:HG13	31:d2:92:LEU:HD12	1.83	0.60
31:l2:4:PRO:CD	31:l2:5:LEU:H	2.04	0.60
31:b3:126:PRO:CD	31:b3:127:SER:H	2.13	0.60
32:c3:106:GLU:HA	32:c3:110:LEU:HD12	1.82	0.60
4:a4:59:SER:CB	4:a4:128:GLN:OE1	2.47	0.60
4:a4:66:THR:HG22	4:a4:66:THR:O	2.02	0.60
32:e5:69:PRO:HD2	32:e5:69:PRO:O	2.00	0.60
31:b6:80:GLY:O	31:b6:84:CYS:HB3	2.01	0.60
32:e6:167:ALA:O	32:e6:171:VAL:HG23	2.01	0.60
32:k6:150:PRO:O	32:k6:150:PRO:HD2	2.00	0.60
31:f7:4:PRO:CD	31:f7:5:LEU:H	2.04	0.60
31:j7:72:PRO:CD	31:j7:73:ASN:N	2.64	0.60
31:b8:52:ILE:HG13	31:b8:92:LEU:CD1	2.32	0.60
31:f8:4:PRO:CD	31:f8:5:LEU:N	2.64	0.60
32:i8:69:PRO:HD2	32:i8:69:PRO:O	2.00	0.60
31:dA:52:ILE:HG13	31:dA:92:LEU:HD12	1.83	0.60
31:fA:126:PRO:CD	31:fA:127:SER:H	2.13	0.60
32:mA:12:ALA:CB	32:mA:19:LEU:CD2	2.78	0.60
36:cD:503:CLA:HAB	43:cD:515:BCR:H372	1.83	0.60
17:mD:35:LYS:O	17:mD:36:GLU:C	2.45	0.60
8:cE:141:LYS:CD	8:cE:253:TRP:CD1	2.85	0.60
32:gH:60:PHE:CB	32:gH:67:ILE:HD11	2.31	0.60
32:gH:167:ALA:O	32:gH:171:VAL:HG23	2.01	0.60
31:hH:4:PRO:CD	31:hH:5:LEU:N	2.64	0.60
32:iH:60:PHE:CB	32:iH:67:ILE:HD11	2.32	0.60
31:lH:4:PRO:CD	31:lH:5:LEU:N	2.64	0.60
32:mH:167:ALA:O	32:mH:171:VAL:HG23	2.01	0.60
32:eI:167:ALA:O	32:eI:171:VAL:HG23	2.01	0.60
32:gI:60:PHE:CB	32:gI:67:ILE:HD11	2.31	0.60
31:hJ:52:ILE:HG13	31:hJ:92:LEU:HD12	1.83	0.60
3:QB:63:PRO:HD2	3:uB:69:GLY:HA3	1.83	0.60
1:BC:104:TYR:CE1	32:cC:116:THR:HG21	2.37	0.60
8:CD:13:ARG:HD3	8:CD:13:ARG:H	1.66	0.60
8:CE:310:LYS:O	23:UE:75:LYS:HD2	2.01	0.60

Continued on next page...

Continued from previous page...

Atom-1	Atom-2	Interatomic distance (Å)	Clash overlap (Å)
18:OE:101:ARG:HH12	18:OE:135:THR:HA	1.64	0.60
19:QE:40:LYS:HD3	19:QE:92:ASN:HD21	1.66	0.60
28:BG:140:PHE:CZ	3:KG:86:ASP:OD2	2.55	0.60
28:EK:117:PHE:HA	28:EK:119:THR:HG23	1.83	0.60
28:EK:136:ASN:ND2	29:gK:63:LEU:HD22	2.16	0.60
28:BL:125:LYS:HD2	28:BL:125:LYS:H	1.67	0.60
4:HL:62:TYR:OH	3:IL:77:MET:HE1	2.00	0.60
7:b1:87:ASN:OD1	40:b1:602:LMT:O3'	2.19	0.60
9:d1:95:PRO:HG3	12:h1:52:SER:CA	2.32	0.60
32:c2:15:ARG:HA	1:B3:227:GLN:HE22	1.66	0.60
32:g2:69:PRO:HD2	32:g2:69:PRO:O	2.00	0.60
32:m2:167:ALA:O	32:m2:171:VAL:HG23	2.01	0.60
32:c3:167:ALA:O	32:c3:171:VAL:HG23	2.01	0.60
32:k3:117:TYR:CB	32:k3:122:THR:OG1	2.50	0.60
32:m3:60:PHE:CB	32:m3:67:ILE:HD11	2.32	0.60
2:B4:79:GLY:O	2:B4:81:PRO:CG	2.48	0.60
2:B4:731:VAL:HG23	33:B4:1001:CYC:CBD	2.32	0.60
32:g5:167:ALA:O	32:g5:171:VAL:HG23	2.01	0.60
32:k5:145:PRO:HD2	32:k5:145:PRO:O	1.99	0.60
31:b6:52:ILE:HG13	31:b6:92:LEU:CD1	2.32	0.60
31:f6:72:PRO:CD	31:f6:73:ASN:N	2.64	0.60
31:b7:80:GLY:O	31:b7:84:CYS:HB3	2.01	0.60
32:g7:84:ARG:HH11	1:B7:58:HIS:C	2.08	0.60
31:h7:52:ILE:HG13	31:h7:92:LEU:CD1	2.32	0.60
32:m8:102:ALA:CB	32:m8:166:ARG:HH11	2.13	0.60
31:h9:72:PRO:CD	31:h9:73:ASN:N	2.64	0.60
31:l9:4:PRO:CD	31:l9:5:LEU:N	2.64	0.60
31:l9:72:PRO:CD	31:l9:73:ASN:N	2.64	0.60
31:bA:52:ILE:HG13	31:bA:92:LEU:CD1	2.32	0.60
31:lA:126:PRO:CD	31:lA:127:SER:H	2.13	0.60
31:fC:126:PRO:CD	31:fC:127:SER:H	2.13	0.60
32:iC:60:PHE:CB	32:iC:67:ILE:HD11	2.32	0.60
32:mC:60:PHE:CB	32:mC:67:ILE:HD11	2.32	0.60
30:mF:112:VAL:HG12	30:mF:112:VAL:O	2.02	0.60
32:gH:69:PRO:HD2	32:gH:69:PRO:O	2.00	0.60
32:kH:106:GLU:HA	32:kH:110:LEU:HD12	1.82	0.60
31:bI:52:ILE:HG13	31:bI:92:LEU:CD1	2.32	0.60
32:gI:167:ALA:O	32:gI:171:VAL:HG23	2.01	0.60
32:iI:59:LEU:HD11	32:iI:130:GLY:HA2	1.82	0.60
32:kI:117:TYR:CB	32:kI:122:THR:OG1	2.50	0.60
32:kJ:155:ALA:O	32:kJ:158:SER:OG	2.18	0.60

Continued on next page...

Continued from previous page...

Atom-1	Atom-2	Interatomic distance (Å)	Clash overlap (Å)
33:3K:101:CYC:HB	33:3K:101:CYC:HMA1	1.67	0.60
2:BB:460:ILE:HD12	2:BB:483:ARG:HB3	1.83	0.60
2:BB:721:LEU:HD11	4:rB:154:ASP:CA	2.31	0.60
19:QD:40:LYS:HD3	19:QD:92:ASN:HD21	1.66	0.60
21:SE:43:UNK:CB	8:cE:454:LEU:CB	2.78	0.60
4:YF:77:ARG:CB	33:YF:201:CYC:HMD3	2.31	0.60
4:HG:73:TYR:OH	3:IG:87:TYR:CD1	2.55	0.60
4:OG:71:ASN:ND2	4:OG:121:VAL:HG22	2.16	0.60
29:QG:8:LEU:HD23	29:QG:27:LEU:HD21	1.83	0.60
1:BI:229:SER:OG	1:BI:233:ASN:OD1	2.16	0.60
4:YK:84:ASP:OD2	33:YK:201:CYC:C4A	2.49	0.60
3:IL:39:ILE:CD1	3:IL:145:ASP:CG	2.66	0.60
9:d1:121:ALA:O	9:d1:123:ILE:C	2.43	0.60
13:i1:4:LEU:C	13:i1:4:LEU:HD23	2.27	0.60
26:y1:65:LEU:HD12	26:y1:65:LEU:C	2.26	0.60
32:k2:117:TYR:CB	32:k2:122:THR:OG1	2.50	0.60
32:k2:167:ALA:O	32:k2:171:VAL:HG23	2.01	0.60
32:m2:60:PHE:CB	32:m2:67:ILE:HD11	2.32	0.60
31:d3:4:PRO:CD	31:d3:5:LEU:N	2.64	0.60
31:d3:52:ILE:HG13	31:d3:92:LEU:CD1	2.32	0.60
31:j3:4:PRO:CD	31:j3:5:LEU:N	2.63	0.60
32:k3:167:ALA:O	32:k3:171:VAL:HG23	2.01	0.60
2:B4:731:VAL:HB	33:B4:1001:CYC:O1D	2.02	0.60
2:C4:460:ILE:HD12	2:C4:483:ARG:HB3	1.83	0.60
31:b6:52:ILE:HG13	31:b6:92:LEU:HD12	1.83	0.60
31:b6:106:PRO:CD	31:b6:107:MET:H	2.08	0.60
31:h6:4:PRO:CD	31:h6:5:LEU:N	2.64	0.60
32:i6:75:THR:HG1	32:i6:78:ARG:HG3	1.67	0.60
32:m6:60:PHE:CB	32:m6:67:ILE:HD11	2.32	0.60
31:f7:72:PRO:CD	31:f7:73:ASN:N	2.64	0.60
32:g7:60:PHE:CB	32:g7:67:ILE:HD11	2.31	0.60
31:l7:126:PRO:CD	31:l7:127:SER:H	2.13	0.60
32:c8:167:ALA:O	32:c8:171:VAL:HG23	2.01	0.60
31:d8:4:PRO:CD	31:d8:5:LEU:N	2.64	0.60
31:h8:4:PRO:CD	31:h8:5:LEU:N	2.64	0.60
31:b9:52:ILE:HG13	31:b9:92:LEU:CD1	2.32	0.60
32:c9:167:ALA:O	32:c9:171:VAL:HG23	2.01	0.60
31:h9:84:CYS:CB	33:h9:201:CYC:CAC	2.56	0.60
31:j9:126:PRO:CD	31:j9:127:SER:H	2.13	0.60
32:cA:167:ALA:O	32:cA:171:VAL:HG23	2.01	0.60
32:eA:33:GLU:HG2	32:eA:36:LYS:HD2	1.84	0.60

Continued on next page...

Continued from previous page...

Atom-1	Atom-2	Interatomic distance (Å)	Clash overlap (Å)
32:eA:60:PHE:CB	32:eA:67:ILE:HD11	2.32	0.60
32:gA:60:PHE:CB	32:gA:67:ILE:HD11	2.32	0.60
31:bC:52:ILE:HG13	31:bC:92:LEU:CD1	2.32	0.60
32:mC:59:LEU:HD11	32:mC:130:GLY:HA2	1.82	0.60
13:iD:4:LEU:HD23	13:iD:4:LEU:C	2.27	0.60
32:kH:117:TYR:CB	32:kH:122:THR:OG1	2.50	0.60
32:mI:167:ALA:O	32:mI:171:VAL:HG23	2.01	0.60
32:cJ:106:GLU:HA	32:cJ:110:LEU:HD12	1.82	0.60
32:mJ:12:ALA:CB	32:mJ:19:LEU:CD2	2.78	0.60
7:BE:21:SER:HB2	7:BE:114:HIS:HB2	1.84	0.60
8:CE:59:VAL:CB	15:KE:10:LEU:CB	2.77	0.60
3:IG:51:ILE:CG1	3:IG:89:LEU:CD1	2.79	0.60
3:NG:73:TYR:CZ	1:BJ:195:PRO:O	2.54	0.60
1:BI:126:ILE:HG23	33:cI:201:CYC:CMA	2.31	0.60
4:YK:84:ASP:OD1	33:YK:201:CYC:C2B	2.50	0.60
28:BL:131:ARG:HH21	28:BL:131:ARG:CG	2.13	0.60
28:BL:136:ASN:N	29:QL:64:PRO:HG2	2.17	0.60
3:IL:70:GLY:O	3:IL:73:TYR:HD2	1.78	0.60
9:D1:90:LEU:CD1	9:D1:96:GLU:CB	2.79	0.60
19:Q1:40:LYS:HD3	19:Q1:92:ASN:HD21	1.66	0.60
11:f1:29:THR:C	11:f1:33:LEU:HD23	2.25	0.60
31:b2:52:ILE:HG13	31:b2:92:LEU:CD1	2.32	0.60
33:c2:201:CYC:CMA	1:B2:126:ILE:HG23	2.31	0.60
32:g2:106:GLU:HA	32:g2:110:LEU:HD12	1.82	0.60
31:h2:52:ILE:HG13	31:h2:92:LEU:HD12	1.83	0.60
32:k2:59:LEU:HD11	32:k2:130:GLY:HA2	1.82	0.60
1:B2:235:VAL:CG1	3:O4:82:LEU:HD23	2.26	0.60
31:b3:72:PRO:CD	31:b3:73:ASN:N	2.64	0.60
32:m3:59:LEU:HD11	32:m3:130:GLY:HA2	1.82	0.60
3:u4:30:VAL:HG11	4:v4:34:GLY:HA3	1.84	0.60
1:B5:234:THR:HG23	1:B5:234:THR:O	2.00	0.60
31:d5:52:ILE:HG13	31:d5:92:LEU:CD1	2.32	0.60
31:f5:72:PRO:CD	31:f5:73:ASN:N	2.64	0.60
32:g6:69:PRO:HD2	32:g6:69:PRO:O	2.00	0.60
31:h6:52:ILE:HG12	31:h6:92:LEU:CD1	2.28	0.60
31:l6:72:PRO:CD	31:l6:73:ASN:N	2.64	0.60
32:m6:167:ALA:O	32:m6:171:VAL:HG23	2.01	0.60
31:b7:72:PRO:CD	31:b7:73:ASN:N	2.64	0.60
31:j8:72:PRO:CD	31:j8:73:ASN:N	2.64	0.60
31:j8:106:PRO:CD	31:j8:107:MET:H	2.08	0.60
32:i9:102:ALA:CB	32:i9:166:ARG:HH11	2.13	0.60

Continued on next page...

Continued from previous page...

Atom-1	Atom-2	Interatomic distance (Å)	Clash overlap (Å)
32:k9:167:ALA:O	32:k9:171:VAL:HG23	2.01	0.60
31:hC:4:PRO:CD	31:hC:5:LEU:N	2.64	0.60
31:hC:72:PRO:CD	31:hC:73:ASN:N	2.64	0.60
7:bD:292:ILE:H	7:bD:292:ILE:CD1	1.95	0.60
9:dD:95:PRO:HG3	12:hD:52:SER:CA	2.32	0.60
6:aE:97:TRP:CD2	13:iE:5:LYS:CB	2.84	0.60
8:cE:192:ASN:CA	40:cE:501:LMT:H21	2.30	0.60
15:kE:10:LEU:N	15:kE:11:PRO:HD3	2.14	0.60
17:mE:35:LYS:O	17:mE:36:GLU:C	2.45	0.60
31:bH:52:ILE:HG13	31:bH:92:LEU:CD1	2.32	0.60
31:dH:126:PRO:CD	31:dH:127:SER:H	2.13	0.60
31:lI:4:PRO:CD	31:lI:5:LEU:N	2.64	0.60
32:mI:69:PRO:O	32:mI:69:PRO:HD2	2.00	0.60
32:gJ:167:ALA:O	32:gJ:171:VAL:HG23	2.01	0.60
32:iJ:60:PHE:CB	32:iJ:67:ILE:HD11	2.32	0.60
32:kJ:167:ALA:O	32:kJ:171:VAL:HG23	2.01	0.60
32:mJ:60:PHE:CB	32:mJ:67:ILE:HD11	2.32	0.60
1:BA:240:LEU:HD23	4:PB:67:ARG:NH1	2.17	0.60
1:BA:240:LEU:CD2	4:PB:67:ARG:HH22	1.97	0.60
8:CD:59:VAL:CB	15:KD:10:LEU:CB	2.77	0.60
18:OD:166:THR:O	18:oE:168:THR:CB	2.50	0.60
4:YF:75:THR:HG23	3:ZF:111:GLY:C	2.26	0.60
4:YF:119:LEU:HD11	33:YF:201:CYC:C2A	2.32	0.60
28:BG:116:THR:HG1	4:MG:36:LEU:CD1	2.15	0.60
3:IG:105:GLU:HG3	3:IG:155:TYR:CE2	2.36	0.60
28:BL:136:ASN:HA	29:QL:64:PRO:CD	2.32	0.60
3:IL:29:PHE:C	3:IL:31:THR:H	2.10	0.60
29:QL:142:VAL:HG13	29:QL:147:ILE:HB	1.83	0.60
36:A1:405:CLA:HAB	36:D1:405:CLA:H51	1.84	0.60
7:B1:496:GLN:HB2	7:B1:503:THR:C	2.25	0.60
8:C1:440:ALA:HB2	13:I1:31:ASN:CG	2.27	0.60
15:k1:17:PHE:O	15:k1:18:SER:C	2.45	0.60
31:b3:52:ILE:HG13	31:b3:92:LEU:CD1	2.32	0.60
2:B4:82:LEU:HD12	2:B4:82:LEU:C	2.26	0.60
32:c5:106:GLU:HA	32:c5:110:LEU:HD12	1.82	0.60
31:d6:52:ILE:HG13	31:d6:92:LEU:CD1	2.32	0.60
32:e6:60:PHE:CB	32:e6:67:ILE:HD11	2.32	0.60
31:h6:126:PRO:CD	31:h6:127:SER:H	2.13	0.60
32:i6:151:GLY:CA	33:i6:201:CYC:HMD1	2.24	0.60
31:b7:52:ILE:HG13	31:b7:92:LEU:CD1	2.32	0.60
31:f7:4:PRO:CD	31:f7:5:LEU:N	2.64	0.60

Continued on next page...

Continued from previous page...

Atom-1	Atom-2	Interatomic distance (Å)	Clash overlap (Å)
32:e8:33:GLU:HG2	32:e8:36:LYS:HD2	1.84	0.60
32:e8:60:PHE:CB	32:e8:67:ILE:HD11	2.32	0.60
32:e8:150:PRO:HD2	32:e8:150:PRO:O	2.01	0.60
31:h8:52:ILE:HG13	31:h8:92:LEU:CD1	2.32	0.60
32:e9:59:LEU:HD11	32:e9:130:GLY:HA2	1.82	0.60
32:e9:60:PHE:CB	32:e9:67:ILE:HD11	2.32	0.60
31:f9:4:PRO:CD	31:f9:5:LEU:N	2.64	0.60
32:m9:69:PRO:HD2	32:m9:69:PRO:O	2.00	0.60
31:dA:52:ILE:HG13	31:dA:92:LEU:CD1	2.32	0.60
32:kA:117:TYR:CB	32:kA:122:THR:OG1	2.50	0.60
32:iC:59:LEU:HD11	32:iC:130:GLY:HA2	1.82	0.60
31:jC:72:PRO:CD	31:jC:73:ASN:N	2.64	0.60
8:cE:409:PRO:HA	8:cE:412:TRP:HB3	1.84	0.60
9:dE:59:TYR:CD2	10:eE:76:ILE:CD1	2.84	0.60
13:iE:4:LEU:HD23	13:iE:4:LEU:C	2.27	0.60
33:3F:101:CYC:HMA1	33:3F:101:CYC:HB	1.67	0.60
32:cH:167:ALA:O	32:cH:171:VAL:HG23	2.01	0.60
32:cI:69:PRO:HD2	32:cI:69:PRO:O	2.00	0.60
31:dI:52:ILE:HG13	31:dI:92:LEU:CD1	2.32	0.60
31:fI:72:PRO:CD	31:fI:73:ASN:N	2.64	0.60
31:hI:72:PRO:CD	31:hI:73:ASN:N	2.64	0.60
31:bJ:52:ILE:HG13	31:bJ:92:LEU:CD1	2.32	0.60
32:cJ:167:ALA:O	32:cJ:171:VAL:HG23	2.01	0.60
32:gJ:60:PHE:CB	32:gJ:67:ILE:HD11	2.31	0.60
31:hJ:72:PRO:CD	31:hJ:73:ASN:N	2.64	0.60
32:mJ:117:TYR:CB	32:mJ:122:THR:OG1	2.50	0.60
29:gK:153:LEU:HD12	29:gK:153:LEU:O	2.01	0.60
4:1L:34:GLY:HA2	4:1L:37:ARG:HD2	1.83	0.60
21:SD:43:UNK:CB	8:cD:454:LEU:CB	2.78	0.60
9:DE:225:ASP:OD1	9:DE:225:ASP:N	2.35	0.60
28:EF:117:PHE:HA	28:EF:119:THR:HG23	1.82	0.60
4:YF:81:CYS:HB2	33:YF:201:CYC:C4C	2.32	0.60
3:IG:112:VAL:HG12	3:IG:116:TYR:CD2	2.35	0.60
1:BJ:58:HIS:C	32:gJ:84:ARG:HH11	2.09	0.60
3:IL:92:ILE:CD1	3:IL:153:PHE:CD1	2.83	0.60
8:C1:311:LEU:HB3	23:U1:126:LEU:CD1	2.32	0.60
9:d1:59:TYR:CD2	10:e1:76:ILE:HD12	2.37	0.60
1:B2:207:VAL:O	1:B2:207:VAL:HG22	1.99	0.60
31:b3:52:ILE:HG12	31:b3:92:LEU:CD1	2.27	0.60
32:e3:33:GLU:HG2	32:e3:36:LYS:HD2	1.84	0.60
32:i3:12:ALA:CB	32:i3:19:LEU:CD2	2.77	0.60

Continued on next page...

Continued from previous page...

Atom-1	Atom-2	Interatomic distance (Å)	Clash overlap (Å)
32:k3:59:LEU:HD11	32:k3:130:GLY:HA2	1.82	0.60
2:B4:133:GLN:OE1	2:B4:133:GLN:HA	2.02	0.60
31:b6:72:PRO:CD	31:b6:73:ASN:N	2.64	0.60
31:d6:126:PRO:CD	31:d6:127:SER:H	2.13	0.60
32:g6:60:PHE:CB	32:g6:67:ILE:HD11	2.32	0.60
32:c7:116:THR:HG21	1:B7:104:TYR:CE1	2.37	0.60
32:g7:167:ALA:O	32:g7:171:VAL:HG23	2.01	0.60
31:h7:52:ILE:HG12	31:h7:92:LEU:CD1	2.28	0.60
31:b8:80:GLY:O	31:b8:84:CYS:HB3	2.01	0.60
31:d8:126:PRO:CD	31:d8:127:SER:H	2.13	0.60
31:l8:126:PRO:CD	31:l8:127:SER:H	2.13	0.60
32:m8:60:PHE:CB	32:m8:67:ILE:HD11	2.32	0.60
32:k9:69:PRO:HD2	32:k9:69:PRO:O	2.00	0.60
32:m9:117:TYR:CB	32:m9:122:THR:OG1	2.50	0.60
31:dA:126:PRO:CD	31:dA:127:SER:H	2.13	0.60
32:kA:155:ALA:O	32:kA:158:SER:OG	2.18	0.60
32:eC:150:PRO:HD2	32:eC:150:PRO:O	2.01	0.60
32:iC:117:TYR:CB	32:iC:122:THR:OG1	2.50	0.60
31:jC:4:PRO:CD	31:jC:5:LEU:N	2.64	0.60
32:mC:117:TYR:CB	32:mC:122:THR:OG1	2.50	0.60
8:cD:72:GLY:HA3	44:cD:517:DGD:HE2	1.84	0.60
9:dD:59:TYR:CD2	10:eD:76:ILE:HD12	2.37	0.60
9:dE:59:TYR:CD2	10:eE:76:ILE:HD12	2.37	0.60
9:dE:95:PRO:HG3	12:hE:52:SER:CA	2.32	0.60
9:dE:108:GLY:O	9:dE:109:GLY:C	2.39	0.60
31:dH:106:PRO:CD	31:dH:107:MET:H	2.08	0.60
31:jH:106:PRO:CD	31:jH:107:MET:H	2.08	0.60
31:lI:72:PRO:CD	31:lI:73:ASN:N	2.64	0.60
31:dJ:126:PRO:CD	31:dJ:127:SER:H	2.13	0.60
31:jJ:72:PRO:CD	31:jJ:73:ASN:N	2.64	0.60
32:kJ:117:TYR:CB	32:kJ:122:THR:OG1	2.50	0.60
29:gK:142:VAL:CG1	29:gK:149:VAL:HG23	2.30	0.60
4:hK:84:ASP:OD1	33:hK:201:CYC:CHB	2.50	0.60
2:CB:154:ARG:O	8:cD:10:LEU:HD21	2.02	0.59
1:BC:104:TYR:CE2	32:cC:112:GLY:CA	2.77	0.59
36:AD:405:CLA:HAB	36:DD:406:CLA:H51	1.84	0.59
7:BD:21:SER:HB2	7:BD:114:HIS:HB2	1.84	0.59
21:SD:16:UNK:HA	12:hD:23:PRO:HD2	1.84	0.59
9:DE:111:TRP:O	9:DE:114:VAL:N	2.35	0.59
4:YF:84:ASP:OD1	33:YF:201:CYC:C2B	2.50	0.59
29:QG:142:VAL:HG13	29:QG:147:ILE:HB	1.83	0.59

Continued on next page...

Continued from previous page...

Atom-1	Atom-2	Interatomic distance (Å)	Clash overlap (Å)
1:BI:58:HIS:C	32:gI:84:ARG:HH11	2.09	0.59
1:BI:222:LEU:N	1:BI:222:LEU:HD22	2.17	0.59
3:IL:89:LEU:CD2	3:IL:133:MET:CE	2.70	0.59
12:h1:23:PRO:HD2	21:S1:16:UNK:HA	1.84	0.59
31:j2:126:PRO:CD	31:j2:127:SER:H	2.13	0.59
32:e3:59:LEU:HD11	32:e3:130:GLY:HA2	1.82	0.59
32:e3:60:PHE:CB	32:e3:67:ILE:HD11	2.32	0.59
32:i3:60:PHE:CB	32:i3:67:ILE:HD11	2.32	0.59
32:i3:117:TYR:CB	32:i3:122:THR:OG1	2.50	0.59
32:m3:117:TYR:CB	32:m3:122:THR:OG1	2.50	0.59
1:B5:23:VAL:HG21	31:f5:112:ILE:CB	2.29	0.59
1:B5:58:HIS:C	32:g5:84:ARG:HH11	2.09	0.59
31:b5:80:GLY:O	31:b5:84:CYS:HB3	2.01	0.59
32:e5:60:PHE:CB	32:e5:67:ILE:HD11	2.32	0.59
31:h5:84:CYS:CB	33:h5:201:CYC:CAC	2.56	0.59
32:k5:117:TYR:CB	32:k5:122:THR:OG1	2.50	0.59
32:i6:59:LEU:HD11	32:i6:130:GLY:HA2	1.82	0.59
32:k6:117:TYR:CB	32:k6:122:THR:OG1	2.50	0.59
32:i7:60:PHE:CB	32:i7:67:ILE:HD11	2.32	0.59
32:k7:117:TYR:CB	32:k7:122:THR:OG1	2.50	0.59
1:B8:199:TRP:CZ2	3:dK:59:PHE:HD2	2.20	0.59
32:g8:113:LEU:HA	32:g8:116:THR:OG1	2.03	0.59
31:j8:4:PRO:CD	31:j8:5:LEU:N	2.64	0.59
31:l8:4:PRO:CD	31:l8:5:LEU:N	2.64	0.59
32:g9:60:PHE:CB	32:g9:67:ILE:HD11	2.32	0.59
32:k9:117:TYR:CB	32:k9:122:THR:OG1	2.50	0.59
32:k9:145:PRO:HD2	32:k9:145:PRO:O	2.00	0.59
1:B9:205:ARG:HH21	1:B9:205:ARG:CG	2.11	0.59
32:cA:113:LEU:HA	32:cA:116:THR:OG1	2.02	0.59
3:uB:30:VAL:HG11	4:vB:34:GLY:HA3	1.84	0.59
4:vB:104:LEU:CD2	4:vB:108:VAL:HG21	2.32	0.59
32:cC:113:LEU:HA	32:cC:116:THR:OG1	2.02	0.59
31:dC:52:ILE:HG12	31:dC:92:LEU:CD1	2.28	0.59
32:eC:167:ALA:O	32:eC:171:VAL:HG23	2.01	0.59
13:iD:30:ARG:HH21	13:iD:30:ARG:CG	2.14	0.59
15:kD:17:PHE:O	15:kD:18:SER:C	2.45	0.59
4:hF:47:ASN:HB2	4:hF:50:ASN:HB2	1.82	0.59
4:hF:84:ASP:OD1	33:hF:201:CYC:CHB	2.50	0.59
4:1G:34:GLY:HA2	4:1G:37:ARG:HD2	1.83	0.59
31:hH:52:ILE:HG13	31:hH:92:LEU:CD1	2.32	0.59
32:iH:117:TYR:CB	32:iH:122:THR:OG1	2.50	0.59

Continued on next page...

Continued from previous page...

Atom-1	Atom-2	Interatomic distance (Å)	Clash overlap (Å)
31:fI:18:PHE:CE1	32:gI:91:ARG:CG	2.84	0.59
32:iI:155:ALA:C	32:iI:158:SER:HG	2.08	0.59
31:lI:78:GLN:HE22	31:jJ:61:ASN:HB2	1.67	0.59
1:BA:187:TYR:CE1	32:cA:111:ASN:OD1	2.43	0.59
4:PB:105:ASP:HA	4:PB:109:LEU:HB2	1.84	0.59
1:BC:191:GLN:O	1:BC:192:LEU:C	2.45	0.59
40:BD:623:LMT:C1'	13:iD:1:MET:HE3	2.22	0.59
8:CD:191:LEU:CB	40:CD:521:LMT:H22	2.31	0.59
13:ID:35:ARG:HH11	13:ID:35:ARG:CG	2.15	0.59
18:OD:168:THR:HG21	18:oE:168:THR:N	1.95	0.59
6:AE:307:LEU:HD12	6:AE:311:GLY:HA2	1.83	0.59
13:IE:35:ARG:HH11	13:IE:35:ARG:CG	2.15	0.59
4:MF:17:LYS:NZ	4:7L:15:GLN:CG	2.64	0.59
3:IG:69:GLY:N	3:IG:73:TYR:CE2	2.70	0.59
29:QG:147:ILE:HD13	29:QG:147:ILE:N	2.16	0.59
30:VG:112:VAL:O	30:VG:112:VAL:HG12	2.01	0.59
1:BH:234:THR:HG23	1:BH:234:THR:O	2.00	0.59
4:MK:121:VAL:CG2	33:MK:201:CYC:CAD	2.81	0.59
4:YK:77:ARG:CB	33:YK:201:CYC:HMD3	2.31	0.59
28:BL:140:PHE:CZ	3:KL:86:ASP:OD2	2.55	0.59
3:IL:69:GLY:N	3:IL:73:TYR:CE2	2.70	0.59
3:IL:126:VAL:HG22	33:IL:201:CYC:H3C	1.84	0.59
4:OL:71:ASN:ND2	4:OL:121:VAL:HG22	2.16	0.59
8:C1:60:SER:N	15:K1:10:LEU:HB3	2.17	0.59
13:I1:35:ARG:HH11	13:I1:35:ARG:CG	2.15	0.59
8:c1:72:GLY:HA3	44:c1:517:DGD:HE2	1.84	0.59
32:e5:150:PRO:HD2	32:e5:150:PRO:O	2.00	0.59
32:i5:117:TYR:CB	32:i5:122:THR:OG1	2.50	0.59
32:i5:150:PRO:C	33:i5:201:CYC:HMD2	2.28	0.59
31:f6:108:ASP:CB	1:B6:23:VAL:CG1	2.79	0.59
32:i6:150:PRO:C	33:i6:201:CYC:HMD2	2.28	0.59
31:h7:72:PRO:CD	31:h7:73:ASN:N	2.64	0.59
31:j7:126:PRO:CD	31:j7:127:SER:H	2.13	0.59
31:l7:72:PRO:CD	31:l7:73:ASN:N	2.64	0.59
32:g8:60:PHE:CB	32:g8:67:ILE:HD11	2.32	0.59
32:k8:59:LEU:HD11	32:k8:130:GLY:HA2	1.82	0.59
31:l8:91:TYR:OH	31:l8:129:TYR:CD1	2.52	0.59
31:d9:106:PRO:CD	31:d9:107:MET:H	2.08	0.59
32:e9:106:GLU:HA	32:e9:110:LEU:HD12	1.82	0.59
32:i9:60:PHE:CB	32:i9:67:ILE:HD11	2.31	0.59
1:B9:207:VAL:HG22	1:B9:207:VAL:O	2.00	0.59

Continued on next page...

Continued from previous page...

Atom-1	Atom-2	Interatomic distance (Å)	Clash overlap (Å)
32:gA:106:GLU:HA	32:gA:110:LEU:HD12	1.82	0.59
31:hA:52:ILE:HG13	31:hA:92:LEU:CD1	2.32	0.59
31:hA:126:PRO:CD	31:hA:127:SER:H	2.13	0.59
32:mA:59:LEU:HD11	32:mA:130:GLY:HA2	1.82	0.59
32:mA:167:ALA:O	32:mA:171:VAL:HG23	2.01	0.59
32:eC:60:PHE:CB	32:eC:67:ILE:HD11	2.32	0.59
7:bE:382:PRO:HG3	7:bE:391:SER:HB2	1.84	0.59
32:cH:113:LEU:HA	32:cH:116:THR:OG1	2.02	0.59
32:gH:113:LEU:HA	32:gH:116:THR:OG1	2.02	0.59
32:mH:59:LEU:HD11	32:mH:130:GLY:HA2	1.82	0.59
32:gJ:59:LEU:HD11	32:gJ:130:GLY:HA2	1.82	0.59
31:jJ:126:PRO:CD	31:jJ:127:SER:H	2.13	0.59
29:gK:155:GLN:N	29:gK:156:PRO:CD	2.65	0.59
4:hK:77:ARG:HB3	33:hK:201:CYC:HMD1	1.84	0.59
3:XB:61:LYS:HD2	1:B9:197:VAL:HG11	1.84	0.59
7:BE:382:PRO:HG3	7:BE:391:SER:HB2	1.85	0.59
4:MF:121:VAL:CG2	33:MF:201:CYC:HMD3	2.19	0.59
3:IG:90:ARG:NE	4:JG:18:TYR:CD1	2.65	0.59
1:BI:184:TYR:HB3	1:BI:188:HIS:CD2	2.33	0.59
1:BJ:230:ARG:HE	1:BJ:233:ASN:HB3	1.63	0.59
9:D1:107:LEU:HD12	9:D1:107:LEU:O	2.03	0.59
42:e1:101:LHG:H132	11:f1:22:VAL:HG23	1.84	0.59
32:i2:60:PHE:CB	32:i2:67:ILE:HD11	2.32	0.59
32:i2:150:PRO:C	33:i2:201:CYC:HMD2	2.28	0.59
32:c3:113:LEU:HA	32:c3:116:THR:OG1	2.02	0.59
4:v4:104:LEU:CD2	4:v4:108:VAL:HG21	2.32	0.59
3:y4:102:THR:OG1	3:y4:106:GLU:OE2	2.20	0.59
4:P4:105:ASP:HA	4:P4:109:LEU:HB2	1.84	0.59
31:b5:52:ILE:HG13	31:b5:92:LEU:CD1	2.32	0.59
31:d5:72:PRO:CD	31:d5:73:ASN:N	2.64	0.59
32:k5:155:ALA:O	32:k5:158:SER:OG	2.18	0.59
32:m5:60:PHE:CB	32:m5:67:ILE:HD11	2.32	0.59
32:m5:117:TYR:CB	32:m5:122:THR:OG1	2.50	0.59
32:e6:33:GLU:HG2	32:e6:36:LYS:HD2	1.84	0.59
1:B6:222:LEU:N	1:B6:222:LEU:HD22	2.17	0.59
32:e7:60:PHE:CB	32:e7:67:ILE:HD11	2.32	0.59
33:j7:202:CYC:HMD1	32:k7:151:GLY:HA3	1.84	0.59
32:i8:117:TYR:CB	32:i8:122:THR:OG1	2.50	0.59
32:kA:167:ALA:O	32:kA:171:VAL:HG23	2.01	0.59
32:eC:113:LEU:HA	32:eC:116:THR:OG1	2.02	0.59
32:kC:117:TYR:CB	32:kC:122:THR:OG1	2.50	0.59

Continued on next page...

Continued from previous page...

Atom-1	Atom-2	Interatomic distance (Å)	Clash overlap (Å)
9:dE:92:LEU:C	9:dE:97:ALA:CB	2.75	0.59
32:iI:117:TYR:CB	32:iI:122:THR:OG1	2.50	0.59
31:dJ:52:ILE:HG13	31:dJ:92:LEU:CD1	2.32	0.59
31:dJ:52:ILE:HG13	31:dJ:92:LEU:HD12	1.83	0.59
31:hJ:52:ILE:HG13	31:hJ:92:LEU:CD1	2.32	0.59
30:mK:112:VAL:O	30:mK:112:VAL:HG12	2.02	0.59
2:BB:731:VAL:HB	33:BB:1001:CYC:O1D	2.02	0.59
8:CE:29:LEU:HD21	8:CE:35:LYS:HB2	1.84	0.59
18:OE:251:PRO:HD2	18:OE:254:ASN:H	1.67	0.59
21:SE:16:UNK:HA	12:hE:23:PRO:HD2	1.84	0.59
27:ZE:9:LEU:HD13	27:ZE:54:VAL:HG21	1.85	0.59
28:EF:128:ALA:HB2	4:YF:58:LYS:HG3	1.83	0.59
3:IG:77:MET:O	3:IG:80:THR:OG1	2.20	0.59
1:BI:23:VAL:CG1	31:fI:108:ASP:CB	2.79	0.59
1:BJ:226:LYS:HB2	3:4G:66:VAL:HG11	1.83	0.59
28:EK:136:ASN:HD21	29:gK:63:LEU:HA	1.66	0.59
3:IL:104:ILE:CG2	3:IL:156:LEU:CD1	2.53	0.59
29:QL:8:LEU:HD23	29:QL:27:LEU:HD21	1.83	0.59
30:VL:112:VAL:O	30:VL:112:VAL:HG12	2.02	0.59
9:D1:103:ARG:NH2	10:E1:77:GLN:HE21	1.98	0.59
7:b1:21:SER:HB2	7:b1:114:HIS:HB2	1.84	0.59
9:d1:92:LEU:C	9:d1:97:ALA:CB	2.75	0.59
32:g2:84:ARG:HH11	1:B2:58:HIS:C	2.09	0.59
31:h2:84:CYS:CB	33:h2:201:CYC:CAC	2.56	0.59
32:m2:117:TYR:CB	32:m2:122:THR:OG1	2.50	0.59
32:i3:167:ALA:O	32:i3:171:VAL:HG23	2.01	0.59
31:j3:126:PRO:CD	31:j3:127:SER:H	2.13	0.59
32:m3:167:ALA:O	32:m3:171:VAL:HG23	2.01	0.59
4:a4:67:ARG:HD3	4:a4:68:PRO:HD3	1.83	0.59
3:Q4:92:ILE:HD11	3:Q4:152:TYR:HB3	1.84	0.59
32:e6:113:LEU:HA	32:e6:116:THR:OG1	2.03	0.59
32:i6:60:PHE:CB	32:i6:67:ILE:HD11	2.32	0.59
1:B6:192:LEU:HB3	1:B6:194:PHE:CD1	2.37	0.59
32:g7:113:LEU:HA	32:g7:116:THR:OG1	2.03	0.59
32:i7:150:PRO:C	33:i7:201:CYC:HMD2	2.28	0.59
32:m7:12:ALA:CB	32:m7:19:LEU:CD2	2.78	0.59
32:g8:106:GLU:HA	32:g8:110:LEU:HD12	1.82	0.59
32:iA:150:PRO:C	33:iA:201:CYC:HMD2	2.28	0.59
32:kA:69:PRO:HD2	32:kA:69:PRO:O	2.00	0.59
31:bC:52:ILE:HG13	31:bC:92:LEU:HD12	1.83	0.59
32:kC:59:LEU:HD11	32:kC:130:GLY:HA2	1.82	0.59

Continued on next page...

Continued from previous page...

Atom-1	Atom-2	Interatomic distance (Å)	Clash overlap (Å)
8:cD:226:TRP:CZ3	40:cD:501:LMT:C10	2.84	0.59
9:dD:121:ALA:O	9:dD:123:ILE:C	2.43	0.59
42:eD:101:LHG:H132	11:fD:22:VAL:HG23	1.84	0.59
8:cE:72:GLY:HA3	44:cE:517:DGD:HE2	1.84	0.59
36:cE:503:CLA:HAB	43:cE:515:BCR:H372	1.83	0.59
42:eE:101:LHG:H132	11:fE:22:VAL:HG23	1.84	0.59
4:jF:71:ASN:ND2	4:jF:121:VAL:HG13	2.17	0.59
31:fH:18:PHE:CE1	32:gH:91:ARG:CG	2.84	0.59
32:eI:60:PHE:CB	32:eI:67:ILE:HD11	2.32	0.59
32:eI:113:LEU:HA	32:eI:116:THR:OG1	2.02	0.59
32:mI:117:TYR:CB	32:mI:122:THR:OG1	2.50	0.59
3:SB:100:ASP:HB2	3:SB:102:THR:HG22	1.84	0.59
33:VB:201:CYC:HAA2	4:aB:62:TYR:CG	2.31	0.59
4:WB:62:TYR:HD1	1:B7:239:ALA:HB3	1.58	0.59
7:BD:382:PRO:HG3	7:BD:391:SER:HB2	1.85	0.59
9:DD:101:PHE:HB2	9:DD:104:TRP:HB3	1.84	0.59
9:DD:107:LEU:HD12	9:DD:107:LEU:O	2.03	0.59
9:DD:111:TRP:O	9:DD:114:VAL:N	2.35	0.59
6:AE:234:ASN:HD21	9:DE:266:TRP:HB2	1.67	0.59
36:AE:405:CLA:HAB	36:DE:406:CLA:H51	1.84	0.59
9:DE:101:PHE:HB2	9:DE:104:TRP:HB3	1.84	0.59
4:HG:62:TYR:OH	3:IG:77:MET:HE1	2.01	0.59
3:IG:82:LEU:HD23	3:IG:85:LEU:CD1	2.24	0.59
3:JK:79:ALA:CB	1:B8:235:VAL:CG1	2.80	0.59
28:BL:145:ARG:CG	3:KL:75:GLU:CG	2.75	0.59
3:IL:69:GLY:C	3:IL:73:TYR:HE2	2.00	0.59
8:C1:13:ARG:HD3	8:C1:13:ARG:H	1.66	0.59
18:O1:229:SER:OG	18:oD:55:ARG:NE	2.36	0.59
11:f1:11:THR:O	11:f1:11:THR:HG23	2.01	0.59
31:d2:159:ASN:ND2	32:m2:46:SER:O	2.32	0.59
2:B4:120:ARG:O	2:B4:120:ARG:HD3	2.03	0.59
32:c5:113:LEU:HA	32:c5:116:THR:OG1	2.02	0.59
32:i5:12:ALA:CB	32:i5:19:LEU:CD2	2.78	0.59
31:d6:4:PRO:CD	31:d6:5:LEU:N	2.64	0.59
32:i7:117:TYR:CB	32:i7:122:THR:OG1	2.50	0.59
1:B8:23:VAL:CG1	31:f8:108:ASP:CB	2.79	0.59
32:i8:150:PRO:C	33:i8:201:CYC:HMD2	2.28	0.59
31:d9:4:PRO:CD	31:d9:5:LEU:N	2.64	0.59
32:e9:113:LEU:HA	32:e9:116:THR:OG1	2.03	0.59
31:h9:52:ILE:HG13	31:h9:92:LEU:CD1	2.32	0.59
32:eA:113:LEU:HA	32:eA:116:THR:OG1	2.02	0.59

Continued on next page...

Continued from previous page...

Atom-1	Atom-2	Interatomic distance (Å)	Clash overlap (Å)
32:iA:117:TYR:CB	32:iA:122:THR:OG1	2.50	0.59
31:jA:126:PRO:CD	31:jA:127:SER:H	2.13	0.59
32:mA:60:PHE:CB	32:mA:67:ILE:HD11	2.32	0.59
4:aB:67:ARG:HD3	4:aB:68:PRO:HD3	1.83	0.59
31:fC:72:PRO:CD	31:fC:73:ASN:H	2.07	0.59
32:iC:150:PRO:C	33:iC:201:CYC:HMD2	2.28	0.59
31:jC:108:ASP:OD1	31:jC:112:ILE:CD1	2.48	0.59
8:cE:60:SER:H	15:kE:10:LEU:CB	2.15	0.59
29:gF:142:VAL:HG11	29:gF:149:VAL:CG2	2.32	0.59
4:hF:77:ARG:HB3	33:hF:201:CYC:HMD1	1.84	0.59
31:dH:52:ILE:HG13	31:dH:92:LEU:HD12	1.83	0.59
32:cI:113:LEU:HA	32:cI:116:THR:OG1	2.02	0.59
31:jI:4:PRO:CD	31:jI:5:LEU:N	2.64	0.59
32:mI:12:ALA:CB	32:mI:19:LEU:CD2	2.78	0.59
33:jJ:202:CYC:HMD3	32:kJ:151:GLY:CA	2.25	0.59
3:fK:151:ALA:HB1	30:mK:20:THR:HG21	1.83	0.59
1:BA:104:TYR:CE1	32:cA:116:THR:HG21	2.37	0.59
2:CB:154:ARG:NH2	8:cD:32:LEU:CD2	2.66	0.59
2:CB:367:SER:OG	2:CB:371:GLU:OE1	2.21	0.59
8:CD:60:SER:N	15:KD:10:LEU:HB3	2.17	0.59
8:CD:311:LEU:HB3	23:UD:126:LEU:CD1	2.32	0.59
36:BE:608:CLA:H151	36:XE:101:CLA:H3A	1.85	0.59
18:OE:67:GLU:HG3	18:OE:273:ARG:HG3	1.84	0.59
28:BG:131:ARG:HH21	28:BG:131:ARG:CG	2.13	0.59
4:JG:127:VAL:HG13	4:JG:157:CYS:HB2	1.83	0.59
3:KG:114:GLU:HG2	2:B4:646:LYS:HZ1	1.66	0.59
3:NG:65:VAL:CG1	3:NG:72:ALA:HB3	2.31	0.59
1:BH:230:ARG:NE	1:BH:233:ASN:HB2	2.13	0.59
4:IK:63:SER:C	4:IK:65:ILE:H	2.10	0.59
4:MK:121:VAL:CG2	33:MK:201:CYC:HMD3	2.19	0.59
4:UL:127:VAL:HG13	4:UL:157:CYS:HB2	1.84	0.59
8:c1:128:GLU:CG	8:c1:135:GLY:CA	2.81	0.59
27:z1:9:LEU:HD13	27:z1:54:VAL:HG21	1.85	0.59
31:b2:118:ILE:O	31:b2:122:PHE:CD2	2.54	0.59
32:e2:33:GLU:HG2	32:e2:36:LYS:HD2	1.84	0.59
32:g2:113:LEU:HA	32:g2:116:THR:OG1	2.02	0.59
31:h2:52:ILE:HG13	31:h2:92:LEU:CD1	2.32	0.59
2:C4:85:LEU:HD12	2:C4:85:LEU:C	2.25	0.59
2:C4:367:SER:OG	2:C4:371:GLU:OE1	2.21	0.59
32:c7:113:LEU:HA	32:c7:116:THR:OG1	2.02	0.59
32:c8:113:LEU:HA	32:c8:116:THR:OG1	2.02	0.59

Continued on next page...

Continued from previous page...

Atom-1	Atom-2	Interatomic distance (Å)	Clash overlap (Å)
31:d8:52:ILE:HG13	31:d8:92:LEU:CD1	2.32	0.59
31:d8:72:PRO:CD	31:d8:73:ASN:N	2.64	0.59
32:i8:12:ALA:CB	32:i8:19:LEU:CD2	2.77	0.59
31:d9:126:PRO:CD	31:d9:127:SER:H	2.13	0.59
32:g9:65:GLN:CA	1:B9:199:TRP:CH2	2.82	0.59
33:g9:201:CYC:HMB1	31:j9:148:VAL:CG1	2.33	0.59
1:B9:206:PHE:CA	4:tB:62:TYR:HE2	1.92	0.59
32:gA:113:LEU:HA	32:gA:116:THR:OG1	2.03	0.59
31:hA:52:ILE:HG12	31:hA:92:LEU:CD1	2.28	0.59
32:iA:167:ALA:O	32:iA:171:VAL:HG23	2.01	0.59
31:dC:52:ILE:HG13	31:dC:92:LEU:CD1	2.32	0.59
7:bD:289:GLN:O	7:bD:292:ILE:HG12	1.93	0.59
7:bD:382:PRO:HG3	7:bD:391:SER:HB2	1.84	0.59
8:cD:60:SER:H	15:kD:10:LEU:CB	2.15	0.59
8:cD:409:PRO:HA	8:cD:412:TRP:HB3	1.84	0.59
15:kD:10:LEU:N	15:kD:11:PRO:HD3	2.14	0.59
29:gF:133:ILE:HG22	29:gF:134:LEU:HD23	1.84	0.59
31:dH:72:PRO:CD	31:dH:73:ASN:N	2.64	0.59
31:hH:52:ILE:HG12	31:hH:92:LEU:CD1	2.28	0.59
31:jH:4:PRO:CD	31:jH:5:LEU:N	2.64	0.59
32:mH:60:PHE:CB	32:mH:67:ILE:HD11	2.32	0.59
1:BC:240:LEU:HD23	4:P4:67:ARG:NH1	2.17	0.59
8:CD:390:SER:HB3	8:CD:394:VAL:CB	2.20	0.59
27:ZD:9:LEU:HD13	27:ZD:54:VAL:HG21	1.85	0.59
4:UG:127:VAL:HG13	4:UG:157:CYS:HB2	1.84	0.59
3:IL:88:TYR:CE2	33:IL:201:CYC:CMB	2.86	0.59
4:JL:127:VAL:HG13	4:JL:157:CYS:HB2	1.83	0.59
7:B1:21:SER:HB2	7:B1:114:HIS:HB2	1.84	0.59
9:D1:101:PHE:HB2	9:D1:104:TRP:HB3	1.84	0.59
8:c1:60:SER:H	15:k1:10:LEU:CB	2.15	0.59
9:d1:89:LEU:HB3	9:d1:91:PHE:CZ	2.36	0.59
15:k1:10:LEU:N	15:k1:11:PRO:HD3	2.14	0.59
32:e2:60:PHE:CB	32:e2:67:ILE:HD11	2.32	0.59
1:B2:206:PHE:HE1	3:o4:76:GLU:CA	2.12	0.59
31:d3:106:PRO:CD	31:d3:107:MET:H	2.08	0.59
4:T4:15:GLN:NE2	4:aB:15:GLN:HE22	2.01	0.59
2:C4:701:ASP:CG	4:cF:15:GLN:NE2	2.60	0.59
1:B5:233:ASN:HD22	1:B5:233:ASN:N	1.99	0.59
31:b5:126:PRO:CD	31:b5:127:SER:H	2.13	0.59
32:e5:33:GLU:HG2	32:e5:36:LYS:HD2	1.84	0.59
31:d6:148:VAL:HG11	33:m6:201:CYC:HMB3	1.84	0.59

Continued on next page...

Continued from previous page...

Atom-1	Atom-2	Interatomic distance (Å)	Clash overlap (Å)
31:h6:52:ILE:HG13	31:h6:92:LEU:CD1	2.32	0.59
33:j6:202:CYC:CAD	32:k6:149:THR:OG1	2.51	0.59
32:m6:117:TYR:CB	32:m6:122:THR:OG1	2.50	0.59
31:h7:4:PRO:CD	31:h7:5:LEU:N	2.64	0.59
31:b8:108:ASP:OD1	31:b8:112:ILE:CD1	2.49	0.59
32:i8:60:PHE:CB	32:i8:67:ILE:HD11	2.32	0.59
31:j8:106:PRO:CD	31:j8:107:MET:N	2.66	0.59
32:m8:117:TYR:CB	32:m8:122:THR:OG1	2.50	0.59
31:b9:52:ILE:HG13	31:b9:92:LEU:HD12	1.83	0.59
31:l9:126:PRO:CD	31:l9:127:SER:H	2.13	0.59
31:dA:106:PRO:CD	31:dA:107:MET:N	2.66	0.59
32:iA:12:ALA:CB	32:iA:19:LEU:CD2	2.77	0.59
31:jA:106:PRO:CD	31:jA:107:MET:N	2.66	0.59
31:lA:91:TYR:OH	31:lA:129:TYR:CD1	2.52	0.59
32:cC:153:CYS:SG	33:cC:202:CYC:CBC	2.70	0.59
32:mC:167:ALA:O	32:mC:171:VAL:HG23	2.01	0.59
7:bD:21:SER:HB2	7:bD:114:HIS:HB2	1.84	0.59
37:aE:408:PL9:H252	45:aE:412:PHO:HBA1	1.84	0.59
15:kE:17:PHE:O	15:kE:18:SER:C	2.45	0.59
31:dH:52:ILE:HG13	31:dH:92:LEU:CD1	2.32	0.59
33:jI:202:CYC:HMD1	32:kI:151:GLY:HA3	1.84	0.59
32:cJ:113:LEU:HA	32:cJ:116:THR:OG1	2.03	0.59
32:gJ:113:LEU:HA	32:gJ:116:THR:OG1	2.03	0.59
32:iJ:150:PRO:C	33:iJ:201:CYC:HMD2	2.28	0.59
29:gK:133:ILE:HG22	29:gK:134:LEU:HD23	1.84	0.59
2:BB:731:VAL:HG23	33:BB:1001:CYC:CBD	2.32	0.59
2:CB:778:THR:HA	2:CB:781:GLU:HB3	1.85	0.59
1:BC:26:ASP:CG	31:fC:1:MET:O	2.46	0.59
7:BD:246:PHE:CE1	7:BD:250:PHE:HE2	1.98	0.59
8:CD:29:LEU:HD21	8:CD:35:LYS:HB2	1.84	0.59
18:OD:55:ARG:HD2	18:OD:167:SER:HG	1.64	0.59
18:OD:55:ARG:NH2	18:oE:229:SER:HB2	2.17	0.59
8:CE:53:ALA:HB1	15:KE:24:LEU:HB3	1.85	0.59
12:HE:16:SER:CB	2:B4:78:GLY:HA3	2.33	0.59
12:HE:21:VAL:O	2:B4:123:GLY:O	2.19	0.59
28:EF:122:LEU:H	28:EF:122:LEU:CD1	2.12	0.59
4:MF:121:VAL:CG2	33:MF:201:CYC:CAD	2.81	0.59
4:HG:73:TYR:OH	3:IG:87:TYR:HD1	1.85	0.59
3:IG:122:PRO:HD2	3:IG:122:PRO:O	2.02	0.59
1:BH:58:HIS:C	32:gH:84:ARG:HH11	2.09	0.59
3:NL:75:GLU:CD	1:B5:197:VAL:CG2	2.67	0.59

Continued on next page...

Continued from previous page...

Atom-1	Atom-2	Interatomic distance (Å)	Clash overlap (Å)
7:B1:382:PRO:HG3	7:B1:391:SER:HB2	1.84	0.59
18:O1:251:PRO:HD2	18:O1:254:ASN:H	1.67	0.59
8:c1:454:LEU:CB	21:S1:43:UNK:CB	2.78	0.59
31:b2:4:PRO:CD	31:b2:5:LEU:N	2.64	0.59
31:d2:126:PRO:CD	31:d2:127:SER:N	2.66	0.59
1:B2:211:LYS:HA	1:B2:211:LYS:HZ1	1.64	0.59
32:g3:106:GLU:HA	32:g3:110:LEU:HD12	1.82	0.59
3:o4:23:LEU:HG	4:p4:38:VAL:CG2	2.31	0.59
31:d5:148:VAL:HG11	33:m5:201:CYC:HMB3	1.84	0.59
32:g5:113:LEU:HA	32:g5:116:THR:OG1	2.02	0.59
31:d6:126:PRO:CD	31:d6:127:SER:N	2.66	0.59
1:B6:205:ARG:HH21	1:B6:205:ARG:CG	2.11	0.59
31:h7:106:PRO:CD	31:h7:107:MET:N	2.66	0.59
32:m7:117:TYR:CB	32:m7:122:THR:OG1	2.50	0.59
32:e8:113:LEU:HA	32:e8:116:THR:OG1	2.02	0.59
32:k8:117:TYR:CB	32:k8:122:THR:OG1	2.50	0.59
31:l8:106:PRO:CD	31:l8:107:MET:N	2.66	0.59
31:b9:126:PRO:CD	31:b9:127:SER:H	2.13	0.59
31:d9:52:ILE:HG13	31:d9:92:LEU:CD1	2.32	0.59
32:e9:33:GLU:HG2	32:e9:36:LYS:HD2	1.84	0.59
1:B9:230:ARG:O	1:B9:233:ASN:ND2	2.36	0.59
31:fC:4:PRO:CD	31:fC:5:LEU:N	2.64	0.59
8:cD:248:ARG:CG	8:cD:253:TRP:CZ3	2.75	0.59
7:bE:292:ILE:H	7:bE:292:ILE:CD1	1.95	0.59
32:eH:33:GLU:HG2	32:eH:36:LYS:HD2	1.84	0.59
32:eH:60:PHE:CB	32:eH:67:ILE:HD11	2.32	0.59
32:mH:117:TYR:CB	32:mH:122:THR:OG1	2.50	0.59
31:dJ:72:PRO:CD	31:dJ:73:ASN:N	2.64	0.59
32:eJ:33:GLU:HG2	32:eJ:36:LYS:HD2	1.84	0.59
32:eJ:113:LEU:HA	32:eJ:116:THR:OG1	2.02	0.59
18:OD:55:ARG:HD3	18:OD:229:SER:O	2.02	0.59
39:AE:408:LMG:H142	43:IE:102:BCR:H19C	1.85	0.59
9:DE:107:LEU:HD12	9:DE:107:LEU:O	2.03	0.59
24:VE:62:CYS:HA	47:VE:201:HEM:HAB	1.85	0.59
28:BG:125:LYS:HD2	28:BG:125:LYS:H	1.67	0.59
3:JK:80:THR:OG1	33:JK:201:CYC:HAD1	2.01	0.59
4:YK:119:LEU:HD11	33:YK:201:CYC:C2A	2.32	0.59
6:A1:152:ALA:HA	6:A1:155:THR:HG22	1.85	0.59
32:e2:113:LEU:HA	32:e2:116:THR:OG1	2.02	0.59
33:j2:202:CYC:CAD	32:k2:149:THR:OG1	2.51	0.59
31:l2:126:PRO:CD	31:l2:127:SER:H	2.13	0.59

Continued on next page...

Continued from previous page...

Atom-1	Atom-2	Interatomic distance (Å)	Clash overlap (Å)
32:e3:113:LEU:HA	32:e3:116:THR:OG1	2.02	0.59
31:j3:106:PRO:CD	31:j3:107:MET:H	2.08	0.59
1:B3:209:GLN:NE2	1:B3:209:GLN:H	2.01	0.59
1:B5:226:LYS:HB2	3:4L:66:VAL:CG2	2.32	0.59
33:j6:202:CYC:HMD1	32:k6:151:GLY:HA3	1.83	0.59
31:l6:126:PRO:CD	31:l6:127:SER:N	2.66	0.59
32:e7:113:LEU:HA	32:e7:116:THR:OG1	2.02	0.59
1:B7:192:LEU:HD22	1:B7:194:PHE:HD2	1.66	0.59
31:f8:60:TYR:CD1	31:f8:67:THR:HG22	2.38	0.59
33:j8:202:CYC:CAD	32:k8:149:THR:OG1	2.51	0.59
33:c9:201:CYC:CMA	1:B9:126:ILE:HG23	2.31	0.59
32:i9:117:TYR:CB	32:i9:122:THR:OG1	2.50	0.59
32:i9:151:GLY:CA	33:i9:201:CYC:HMD1	2.24	0.59
32:eA:59:LEU:HD11	32:eA:130:GLY:HA2	1.82	0.59
32:mA:117:TYR:CB	32:mA:122:THR:OG1	2.50	0.59
3:wB:3:ILE:HG23	3:wB:7:SER:OG	2.03	0.59
32:eC:59:LEU:HD11	32:eC:130:GLY:HA2	1.82	0.59
27:zD:9:LEU:HD13	27:zD:54:VAL:HG21	1.85	0.59
6:aE:136:ARG:C	13:iE:32:PRO:HG2	2.28	0.59
8:cE:141:LYS:HD3	8:cE:253:TRP:CE2	2.38	0.59
31:hH:126:PRO:CD	31:hH:127:SER:H	2.13	0.59
31:lH:126:PRO:CD	31:lH:127:SER:N	2.66	0.59
31:dI:106:PRO:CD	31:dI:107:MET:N	2.66	0.59
32:eI:33:GLU:HG2	32:eI:36:LYS:HD2	1.84	0.59
33:jJ:202:CYC:CAD	32:kJ:149:THR:OG1	2.51	0.59
1:BA:26:ASP:CG	31:fA:1:MET:O	2.46	0.59
2:CB:348:PHE:O	4:eK:107:ARG:NH1	2.36	0.59
1:BC:26:ASP:OD1	31:fC:2:LYS:HA	2.03	0.59
36:BD:608:CLA:H151	36:XD:101:CLA:H3A	1.85	0.59
8:CD:131:SER:HA	2:B4:134:ASP:CB	2.28	0.59
18:OD:75:PRO:HG3	18:OD:267:ARG:HH21	1.68	0.59
28:BG:126:SER:N	4:JG:135:GLU:OE2	2.36	0.59
3:NG:75:GLU:HG3	1:BJ:197:VAL:HG11	0.91	0.59
28:EK:122:LEU:H	28:EK:122:LEU:CD1	2.12	0.59
28:BL:126:SER:N	4:JL:135:GLU:OE2	2.36	0.59
4:UL:60:LEU:HB3	4:UL:72:MET:HE1	1.85	0.59
36:B1:608:CLA:H172	36:H1:103:CLA:H192	1.85	0.59
36:B1:614:CLA:H2	36:H1:101:CLA:HBB2	1.85	0.59
9:D1:225:ASP:OD1	9:D1:225:ASP:N	2.35	0.59
7:b1:72:THR:HG21	7:b1:81:THR:CG2	2.29	0.59
7:b1:74:SER:O	7:b1:74:SER:OG	2.18	0.59

Continued on next page...

Continued from previous page...

Atom-1	Atom-2	Interatomic distance (Å)	Clash overlap (Å)
32:c2:113:LEU:HA	32:c2:116:THR:OG1	2.02	0.59
31:l2:126:PRO:CD	31:l2:127:SER:N	2.66	0.59
32:c3:116:THR:HG21	1:B3:104:TYR:CE1	2.37	0.59
32:g3:113:LEU:HA	32:g3:116:THR:OG1	2.02	0.59
2:B4:141:VAL:CG2	2:B4:211:GLN:HB2	2.33	0.59
32:c5:155:ALA:O	32:c5:158:SER:N	2.36	0.59
31:h5:52:ILE:HG13	31:h5:92:LEU:CD1	2.32	0.59
32:c6:113:LEU:HA	32:c6:116:THR:OG1	2.02	0.59
32:c6:155:ALA:O	32:c6:158:SER:N	2.36	0.59
31:d6:106:PRO:CD	31:d6:107:MET:N	2.66	0.59
32:i6:117:TYR:CB	32:i6:122:THR:OG1	2.50	0.59
31:j6:108:ASP:OD1	31:j6:112:ILE:CD1	2.48	0.59
32:c7:155:ALA:O	32:c7:158:SER:N	2.36	0.59
32:m7:69:PRO:HD2	32:m7:69:PRO:O	2.00	0.59
31:b8:70:GLN:NE2	31:l9:57:GLN:HA	2.17	0.59
31:b9:106:PRO:CD	31:b9:107:MET:N	2.66	0.59
32:c9:113:LEU:HA	32:c9:116:THR:OG1	2.02	0.59
32:c9:155:ALA:O	32:c9:158:SER:N	2.36	0.59
31:f9:18:PHE:CE1	32:g9:91:ARG:CG	2.84	0.59
31:bA:52:ILE:HG12	31:bA:92:LEU:CD1	2.27	0.59
31:dC:159:ASN:ND2	32:mC:46:SER:O	2.32	0.59
7:bD:72:THR:HG21	7:bD:81:THR:CG2	2.29	0.59
9:dD:98:GLN:CB	10:eD:73:LYS:HZ3	2.16	0.59
17:mE:27:ILE:CD1	17:mE:27:ILE:H	2.04	0.59
32:cH:155:ALA:O	32:cH:158:SER:N	2.36	0.59
31:bI:52:ILE:HG13	31:bI:92:LEU:HD12	1.83	0.59
32:cI:155:ALA:O	32:cI:158:SER:N	2.36	0.59
31:dI:126:PRO:CD	31:dI:127:SER:H	2.13	0.59
32:gI:113:LEU:HA	32:gI:116:THR:OG1	2.02	0.59
31:hI:52:ILE:HG13	31:hI:92:LEU:CD1	2.32	0.59
4:hK:84:ASP:OD2	33:hK:201:CYC:CHB	2.49	0.59
2:CB:489:LYS:HE2	4:YK:76:ARG:NH2	2.18	0.58
8:CD:53:ALA:HB1	15:KD:24:LEU:HB3	1.85	0.58
18:OE:75:PRO:HG3	18:OE:267:ARG:HH21	1.68	0.58
28:EF:121:TYR:H	28:EF:122:LEU:HD12	1.68	0.58
3:IG:89:LEU:CD2	3:IG:133:MET:CE	2.70	0.58
28:EK:121:TYR:H	28:EK:122:LEU:HD12	1.68	0.58
7:B1:235:GLU:CD	7:B1:472:ARG:HH11	2.08	0.58
31:b2:2:LYS:HB3	31:b2:7:GLU:OE2	2.04	0.58
32:c2:116:THR:HG21	1:B2:104:TYR:CE1	2.38	0.58
31:f3:126:PRO:CD	31:f3:127:SER:H	2.13	0.58

Continued on next page...

Continued from previous page...

Atom-1	Atom-2	Interatomic distance (Å)	Clash overlap (Å)
31:f3:126:PRO:CD	31:f3:127:SER:N	2.66	0.58
32:g3:121:GLY:HA3	1:B3:189:ARG:HD2	1.84	0.58
32:i3:150:PRO:C	33:i3:201:CYC:HMD2	2.28	0.58
3:w4:3:ILE:HG23	3:w4:7:SER:OG	2.03	0.58
2:B4:79:GLY:C	2:B4:81:PRO:HD3	2.21	0.58
2:B4:460:ILE:HD12	2:B4:483:ARG:CZ	2.31	0.58
1:B5:235:VAL:HG13	3:4L:79:ALA:HB3	1.85	0.58
31:h5:106:PRO:CD	31:h5:107:MET:N	2.66	0.58
32:g6:84:ARG:HH11	1:B6:58:HIS:C	2.09	0.58
1:B6:192:LEU:HB3	1:B6:194:PHE:HE1	1.65	0.58
31:h7:52:ILE:HG13	31:h7:92:LEU:HD12	1.83	0.58
31:j7:126:PRO:CD	31:j7:127:SER:N	2.66	0.58
31:b8:106:PRO:CD	31:b8:107:MET:N	2.66	0.58
31:d8:126:PRO:CD	31:d8:127:SER:N	2.66	0.58
31:b9:4:PRO:CD	31:b9:5:LEU:N	2.64	0.58
32:c9:112:GLY:CA	1:B9:104:TYR:CE2	2.83	0.58
32:cA:155:ALA:O	32:cA:158:SER:N	2.36	0.58
31:lA:126:PRO:CD	31:lA:127:SER:N	2.66	0.58
31:dC:106:PRO:CD	31:dC:107:MET:N	2.66	0.58
32:eC:33:GLU:HG2	32:eC:36:LYS:HD2	1.84	0.58
33:jC:202:CYC:CAD	32:kC:149:THR:OG1	2.51	0.58
8:cD:190:THR:CB	8:cD:219:ASP:OD1	2.51	0.58
8:cE:13:ARG:HH11	8:cE:13:ARG:H	1.51	0.58
8:cE:251:PHE:CZ	43:cE:515:BCR:C31	2.85	0.58
36:dE:403:CLA:H172	36:hE:101:CLA:H192	1.85	0.58
31:jH:126:PRO:CD	31:jH:127:SER:N	2.66	0.58
31:dI:52:ILE:HG12	31:dI:92:LEU:CD1	2.28	0.58
31:hJ:4:PRO:CD	31:hJ:5:LEU:N	2.64	0.58
32:iJ:117:TYR:CB	32:iJ:122:THR:OG1	2.50	0.58
29:gK:142:VAL:HG11	29:gK:149:VAL:CG2	2.32	0.58
2:BB:663:ASN:OD1	5:8L:42:ARG:NH1	2.36	0.58
1:BC:211:LYS:HA	1:BC:211:LYS:HZ2	1.68	0.58
6:AD:234:ASN:HD21	9:DD:266:TRP:HB2	1.67	0.58
39:AD:408:LMG:H142	43:ID:102:BCR:H19C	1.85	0.58
7:BD:73:GLN:HB3	7:BD:88:PRO:HB2	1.73	0.58
3:JF:65:VAL:HG13	33:JF:201:CYC:OC	2.01	0.58
4:YK:81:CYS:O	4:YK:85:LEU:HD23	2.01	0.58
28:BL:116:THR:HG1	4:ML:36:LEU:CD1	2.16	0.58
9:D1:111:TRP:O	9:D1:114:VAL:N	2.35	0.58
7:b1:496:GLN:HB3	9:d1:24:ARG:CG	2.34	0.58
31:h2:60:TYR:CD1	31:h2:67:THR:HG22	2.38	0.58

Continued on next page...

Continued from previous page...

Atom-1	Atom-2	Interatomic distance (Å)	Clash overlap (Å)
32:m2:8:VAL:HG21	32:m2:27:LEU:HD21	1.85	0.58
31:f3:1:MET:O	1:B3:26:ASP:CG	2.46	0.58
31:f3:2:LYS:HA	1:B3:26:ASP:OD1	2.03	0.58
2:B4:778:THR:HA	2:B4:781:GLU:HB3	1.85	0.58
4:R4:64:ASP:OD2	4:aB:22:SER:HA	2.03	0.58
31:l5:126:PRO:CD	31:l5:127:SER:N	2.66	0.58
31:f6:4:PRO:CD	31:f6:5:LEU:N	2.64	0.58
31:f6:18:PHE:CE1	32:g6:91:ARG:CG	2.84	0.58
31:f6:126:PRO:CD	31:f6:127:SER:N	2.66	0.58
1:B6:203:VAL:HG13	3:uB:77:MET:HG3	1.84	0.58
31:d7:52:ILE:HG13	31:d7:92:LEU:HD12	1.83	0.58
31:d7:108:ASP:OD1	31:d7:112:ILE:CD1	2.49	0.58
31:d8:106:PRO:CD	31:d8:107:MET:N	2.66	0.58
31:f8:72:PRO:CD	31:f8:73:ASN:N	2.64	0.58
31:b9:2:LYS:HB3	31:b9:7:GLU:OE2	2.03	0.58
31:fA:4:PRO:CD	31:fA:5:LEU:N	2.64	0.58
3:wB:3:ILE:HD13	3:wB:25:ARG:CG	2.33	0.58
3:yB:102:THR:OG1	3:yB:106:GLU:OE2	2.20	0.58
31:dC:24:ILE:CB	33:eC:202:CYC:HBB1	2.33	0.58
31:hC:60:TYR:CD1	31:hC:67:THR:HG22	2.38	0.58
7:bD:496:GLN:HB3	9:dD:24:ARG:CG	2.34	0.58
9:dD:92:LEU:C	9:dD:97:ALA:CB	2.75	0.58
36:dD:403:CLA:H172	36:hD:101:CLA:H192	1.85	0.58
9:dE:121:ALA:O	9:dE:123:ILE:C	2.43	0.58
18:oE:146:PHE:H	18:oE:249:GLU:HG2	1.68	0.58
31:lH:126:PRO:CD	31:lH:127:SER:H	2.13	0.58
31:bI:126:PRO:CD	31:bI:127:SER:H	2.13	0.58
31:dI:52:ILE:HG13	31:dI:92:LEU:HD12	1.83	0.58
31:fI:126:PRO:CD	31:fI:127:SER:N	2.66	0.58
31:bJ:106:PRO:CD	31:bJ:107:MET:N	2.66	0.58
31:dJ:126:PRO:CD	31:dJ:127:SER:N	2.66	0.58
31:lJ:72:PRO:CD	31:lJ:73:ASN:N	2.64	0.58
2:CB:44:ALA:O	28:EK:110:LYS:HG2	2.02	0.58
2:CB:85:LEU:HD12	2:CB:85:LEU:C	2.25	0.58
2:CB:171:LEU:HD21	2:CB:235:PHE:CE2	2.38	0.58
6:AD:152:ALA:HA	6:AD:155:THR:HG22	1.85	0.58
36:BD:614:CLA:H2	36:HD:101:CLA:HBB2	1.85	0.58
15:KD:10:LEU:HD12	15:KD:11:PRO:CG	2.33	0.58
18:OD:168:THR:HG22	18:oE:168:THR:N	1.98	0.58
18:OD:251:PRO:HD2	18:OD:254:ASN:H	1.67	0.58
24:VD:58:PHE:HA	24:VD:62:CYS:HB2	1.85	0.58

Continued on next page...

Continued from previous page...

Atom-1	Atom-2	Interatomic distance (Å)	Clash overlap (Å)
8:CE:60:SER:N	15:KE:10:LEU:HB3	2.17	0.58
3:IG:88:TYR:CE2	33:IG:201:CYC:CMB	2.86	0.58
1:BH:23:VAL:HG21	31:fH:112:ILE:CB	2.29	0.58
4:MK:121:VAL:HG13	33:MK:201:CYC:C4C	2.33	0.58
4:YK:81:CYS:HB2	33:YK:201:CYC:C4C	2.34	0.58
18:O1:75:PRO:HG3	18:O1:267:ARG:HH21	1.68	0.58
24:V1:58:PHE:HA	24:V1:62:CYS:HB2	1.85	0.58
7:b1:382:PRO:HG3	7:b1:391:SER:HB2	1.84	0.58
8:c1:259:LEU:HB2	36:c1:510:CLA:CMD	2.33	0.58
36:d1:403:CLA:H172	36:h1:101:CLA:H192	1.85	0.58
31:b3:106:PRO:CD	31:b3:107:MET:N	2.66	0.58
33:j3:202:CYC:CAD	32:k3:149:THR:OG1	2.51	0.58
32:k3:155:ALA:O	32:k3:158:SER:OG	2.18	0.58
4:a4:72:MET:HE3	33:a4:201:CYC:CHD	2.21	0.58
3:S4:100:ASP:HB2	3:S4:102:THR:HG22	1.84	0.58
4:x4:41:ALA:HB2	4:x4:97:LEU:HD21	1.85	0.58
2:C4:85:LEU:HD11	2:C4:87:ARG:HB3	1.86	0.58
31:d5:4:PRO:CD	31:d5:5:LEU:N	2.64	0.58
31:d6:52:ILE:HG13	31:d6:92:LEU:HD12	1.83	0.58
31:f7:106:PRO:CD	31:f7:107:MET:N	2.66	0.58
31:b8:157:ALA:O	31:b8:161:LEU:HG	2.04	0.58
31:d8:108:ASP:OD1	31:d8:112:ILE:CD1	2.49	0.58
32:e8:145:PRO:O	32:e8:145:PRO:HD2	2.03	0.58
31:b9:118:ILE:O	31:b9:122:PHE:CD2	2.54	0.58
31:f9:126:PRO:CD	31:f9:127:SER:N	2.66	0.58
31:l9:4:PRO:CD	31:l9:5:LEU:H	2.04	0.58
31:lA:106:PRO:CD	31:lA:107:MET:N	2.66	0.58
32:mA:8:VAL:HG21	32:mA:27:LEU:HD21	1.86	0.58
4:aB:57:ALA:HA	4:aB:61:LEU:HD13	1.85	0.58
31:jC:126:PRO:CD	31:jC:127:SER:N	2.66	0.58
18:oE:75:PRO:HG3	18:oE:267:ARG:HH21	1.68	0.58
31:dH:106:PRO:CD	31:dH:107:MET:N	2.66	0.58
32:iH:150:PRO:C	33:iH:201:CYC:HMD2	2.28	0.58
32:kI:8:VAL:HG21	32:kI:27:LEU:HD21	1.86	0.58
32:mI:60:PHE:CB	32:mI:67:ILE:HD11	2.32	0.58
32:iJ:155:ALA:C	32:iJ:158:SER:HG	2.10	0.58
31:jJ:126:PRO:CD	31:jJ:127:SER:N	2.66	0.58
31:lJ:106:PRO:CD	31:lJ:107:MET:N	2.66	0.58
4:hK:77:ARG:CA	33:hK:201:CYC:HMD1	2.34	0.58
1:BA:230:ARG:HH22	32:c6:14:THR:HG21	1.67	0.58
2:BB:646:LYS:NZ	3:KL:114:GLU:HG2	2.18	0.58

Continued on next page...

Continued from previous page...

Atom-1	Atom-2	Interatomic distance (Å)	Clash overlap (Å)
2:CB:85:LEU:HD11	2:CB:87:ARG:HB3	1.86	0.58
7:BE:24:LEU:HD11	36:HE:101:CLA:HAB	1.85	0.58
7:BE:496:GLN:HE21	7:BE:496:GLN:C	2.12	0.58
8:CE:311:LEU:HB3	23:UE:126:LEU:CD1	2.32	0.58
3:ZF:126:VAL:HG22	33:ZF:201:CYC:CMC	2.33	0.58
3:JK:25:ARG:HH22	3:bK:25:ARG:HA	1.68	0.58
29:QL:97:LEU:HD13	29:QL:153:LEU:HA	1.85	0.58
7:B1:73:GLN:HG3	7:B1:88:PRO:CB	2.17	0.58
36:B1:608:CLA:H151	36:X1:101:CLA:H3A	1.85	0.58
40:B1:623:LMT:C2	13:i1:1:MET:SD	2.90	0.58
8:C1:29:LEU:HD21	8:C1:35:LYS:HB2	1.84	0.58
8:C1:440:ALA:CB	13:I1:31:ASN:HD21	2.15	0.58
6:a1:183:MET:HB3	36:a1:405:CLA:HBC2	1.85	0.58
17:m1:30:GLN:OE1	39:m1:101:LMG:C6	2.51	0.58
18:o1:251:PRO:HD2	18:o1:254:ASN:H	1.67	0.58
24:v1:58:PHE:HA	24:v1:62:CYS:HB2	1.85	0.58
32:c2:112:GLY:CA	1:B2:104:TYR:CE2	2.83	0.58
32:k2:35:ASN:OD1	32:k2:38:LEU:HD12	2.04	0.58
31:b3:157:ALA:O	31:b3:161:LEU:HG	2.04	0.58
32:e3:8:VAL:HG21	32:e3:27:LEU:HD21	1.86	0.58
31:j3:106:PRO:CD	31:j3:107:MET:N	2.66	0.58
31:j3:126:PRO:CD	31:j3:127:SER:N	2.66	0.58
2:B4:117:VAL:HG13	2:B4:117:VAL:O	2.02	0.58
2:C4:303:ARG:CZ	33:hF:201:CYC:O1A	2.51	0.58
31:b5:157:ALA:O	31:b5:161:LEU:HG	2.04	0.58
32:e5:8:VAL:HG21	32:e5:27:LEU:HD21	1.86	0.58
31:h5:73:ASN:ND2	31:h5:122:PHE:O	2.37	0.58
32:k5:8:VAL:HG21	32:k5:27:LEU:HD21	1.86	0.58
31:l5:73:ASN:ND2	31:l5:122:PHE:O	2.37	0.58
31:h6:52:ILE:HG13	31:h6:92:LEU:HD12	1.83	0.58
31:j6:72:PRO:CD	31:j6:73:ASN:N	2.64	0.58
31:j6:126:PRO:CD	31:j6:127:SER:N	2.66	0.58
31:d7:24:ILE:CB	33:e7:202:CYC:HBB1	2.33	0.58
32:e7:33:GLU:HG2	32:e7:36:LYS:HD2	1.84	0.58
31:h7:60:TYR:CD1	31:h7:67:THR:HG22	2.38	0.58
31:j7:106:PRO:CD	31:j7:107:MET:N	2.66	0.58
1:B8:217:ASP:N	1:B8:218:PRO:HD2	2.19	0.58
31:b8:2:LYS:HB3	31:b8:7:GLU:OE2	2.03	0.58
32:e8:8:VAL:HG21	32:e8:27:LEU:HD21	1.86	0.58
31:h8:126:PRO:CD	31:h8:127:SER:N	2.67	0.58
32:g9:113:LEU:HA	32:g9:116:THR:OG1	2.02	0.58

Continued on next page...

Continued from previous page...

Atom-1	Atom-2	Interatomic distance (Å)	Clash overlap (Å)
31:j9:4:PRO:CD	31:j9:5:LEU:N	2.64	0.58
32:k9:155:ALA:O	32:k9:158:SER:OG	2.18	0.58
31:bA:2:LYS:HB3	31:bA:7:GLU:OE2	2.03	0.58
31:bA:126:PRO:CD	31:bA:127:SER:N	2.66	0.58
32:kA:8:VAL:HG21	32:kA:27:LEU:HD21	1.86	0.58
4:xB:41:ALA:HB2	4:xB:97:LEU:HD21	1.85	0.58
31:bC:126:PRO:CD	31:bC:127:SER:N	2.66	0.58
33:gC:302:CYC:HMB1	31:jC:148:VAL:CG1	2.33	0.58
32:kC:155:ALA:O	32:kC:158:SER:OG	2.18	0.58
31:lC:126:PRO:CD	31:lC:127:SER:N	2.66	0.58
8:cD:13:ARG:HH11	8:cD:13:ARG:H	1.51	0.58
8:cE:13:ARG:HH11	8:cE:13:ARG:N	2.01	0.58
8:cE:337:ILE:HG21	8:cE:346:TRP:HB2	1.85	0.58
31:bH:106:PRO:CD	31:bH:107:MET:N	2.66	0.58
32:eH:145:PRO:HD2	32:eH:145:PRO:O	2.03	0.58
31:hH:52:ILE:HG13	31:hH:92:LEU:HD12	1.83	0.58
31:lH:118:ILE:O	31:lH:122:PHE:CD2	2.54	0.58
31:dI:72:PRO:CD	31:dI:73:ASN:N	2.64	0.58
32:iI:150:PRO:C	33:iI:201:CYC:HMD2	2.28	0.58
31:dJ:106:PRO:CD	31:dJ:107:MET:N	2.66	0.58
2:BB:583:ILE:HD11	4:1L:83:ARG:NE	2.18	0.58
1:BC:240:LEU:CD2	4:P4:67:ARG:NH1	2.67	0.58
18:OD:67:GLU:HG3	18:OD:273:ARG:HG3	1.85	0.58
18:OD:168:THR:HA	18:oE:168:THR:HG23	1.79	0.58
3:IG:126:VAL:HG22	33:IG:201:CYC:H3C	1.84	0.58
3:TG:2:SER:N	3:TG:5:THR:HG1	2.02	0.58
3:IL:134:LYS:CG	3:IL:153:PHE:CG	2.69	0.58
30:VL:102:ASP:OD1	30:VL:102:ASP:O	2.22	0.58
18:O1:67:GLU:HG3	18:O1:273:ARG:HG3	1.85	0.58
27:Z1:9:LEU:HD13	27:Z1:54:VAL:HG21	1.85	0.58
37:a1:409:PL9:H252	45:a1:413:PHO:HBA1	1.84	0.58
43:c1:515:BCR:C2	13:i1:24:LEU:CD1	2.82	0.58
9:d1:109:GLY:O	9:d1:112:ALA:N	2.30	0.58
24:v1:62:CYS:HA	47:v1:201:HEM:HAB	1.85	0.58
31:b2:126:PRO:CD	31:b2:127:SER:N	2.66	0.58
32:c2:155:ALA:O	32:c2:158:SER:N	2.36	0.58
31:f2:4:PRO:CD	31:f2:5:LEU:N	2.64	0.58
1:B2:238:VAL:HG12	3:O4:80:THR:HG23	1.83	0.58
32:c3:155:ALA:O	32:c3:158:SER:N	2.36	0.58
31:d3:24:ILE:CB	33:e3:202:CYC:HBB1	2.33	0.58
3:w4:3:ILE:HD13	3:w4:25:ARG:CG	2.33	0.58

Continued on next page...

Continued from previous page...

Atom-1	Atom-2	Interatomic distance (Å)	Clash overlap (Å)
2:C4:765:GLU:OE1	2:C4:823:LYS:NZ	2.37	0.58
31:b5:2:LYS:HB3	31:b5:7:GLU:OE2	2.04	0.58
31:b5:73:ASN:ND2	31:b5:122:PHE:O	2.37	0.58
32:g6:113:LEU:HA	32:g6:116:THR:OG1	2.02	0.58
31:j6:4:PRO:CD	31:j6:5:LEU:N	2.63	0.58
31:j6:68:GLN:HG3	31:jA:57:GLN:NE2	1.97	0.58
31:l6:73:ASN:ND2	31:l6:122:PHE:O	2.37	0.58
32:m6:12:ALA:CB	32:m6:19:LEU:CD2	2.78	0.58
31:b7:73:ASN:ND2	31:b7:122:PHE:O	2.37	0.58
31:b7:157:ALA:O	31:b7:161:LEU:HG	2.04	0.58
31:d7:72:PRO:CD	31:d7:73:ASN:N	2.64	0.58
31:d7:148:VAL:HG11	33:m7:201:CYC:HMB3	1.84	0.58
31:f7:1:MET:O	1:B7:26:ASP:CG	2.46	0.58
31:f7:112:ILE:CB	1:B7:23:VAL:HG21	2.29	0.58
1:B7:209:GLN:H	1:B7:209:GLN:NE2	2.01	0.58
1:B8:202:SER:OG	1:B8:203:VAL:N	2.37	0.58
31:b9:73:ASN:ND2	31:b9:122:PHE:O	2.37	0.58
31:h9:157:ALA:O	31:h9:161:LEU:HG	2.04	0.58
32:i9:150:PRO:C	33:i9:201:CYC:HMD2	2.28	0.58
33:j9:202:CYC:CAD	32:k9:149:THR:OG1	2.51	0.58
31:dA:52:ILE:HG12	31:dA:92:LEU:CD1	2.28	0.58
31:dA:126:PRO:CD	31:dA:127:SER:N	2.66	0.58
31:hA:126:PRO:CD	31:hA:127:SER:N	2.67	0.58
33:jA:202:CYC:CAD	32:kA:149:THR:OG1	2.51	0.58
31:lC:4:PRO:CD	31:lC:5:LEU:N	2.64	0.58
7:bE:498:VAL:N	9:dE:23:LYS:O	2.31	0.58
8:cE:134:PHE:CD2	36:cE:513:CLA:HBC2	2.39	0.58
11:fE:11:THR:HG23	11:fE:11:THR:O	2.04	0.58
27:zE:9:LEU:HD13	27:zE:54:VAL:HG21	1.85	0.58
31:lH:106:PRO:CD	31:lH:107:MET:N	2.66	0.58
31:bI:52:ILE:HG12	31:bI:92:LEU:CD1	2.27	0.58
31:bI:73:ASN:ND2	31:bI:122:PHE:O	2.37	0.58
32:cJ:155:ALA:O	32:cJ:158:SER:N	2.36	0.58
31:lJ:73:ASN:ND2	31:lJ:122:PHE:O	2.37	0.58
1:BA:240:LEU:CD2	4:PB:67:ARG:NH1	2.67	0.58
2:CB:765:GLU:OE1	2:CB:823:LYS:NZ	2.37	0.58
7:BD:496:GLN:HE21	7:BD:496:GLN:C	2.12	0.58
8:CD:318:ALA:CB	23:UD:123:ASP:HB3	2.33	0.58
24:VD:62:CYS:HA	47:VD:201:HEM:HAB	1.85	0.58
8:CE:318:ALA:CB	23:UE:123:ASP:HB3	2.33	0.58
24:VE:58:PHE:HA	24:VE:62:CYS:HB2	1.85	0.58

Continued on next page...

Continued from previous page...

Atom-1	Atom-2	Interatomic distance (Å)	Clash overlap (Å)
28:EF:140:PHE:CE1	3:ZF:83:ARG:HG3	2.37	0.58
28:BG:145:ARG:HG3	3:KG:75:GLU:CG	2.33	0.58
3:IG:88:TYR:CE2	33:IG:201:CYC:HMB3	2.38	0.58
33:KK:201:CYC:HB	33:KK:201:CYC:HMA1	1.69	0.58
3:NL:73:TYR:OH	1:B5:195:PRO:HG2	2.04	0.58
8:C1:53:ALA:HB1	15:K1:24:LEU:HB3	1.85	0.58
8:C1:133:PHE:HE1	8:C1:150:TYR:CE2	2.20	0.58
15:K1:10:LEU:CG	15:K1:11:PRO:CD	2.70	0.58
7:b1:24:LEU:HD11	36:h1:102:CLA:HAB	1.85	0.58
7:b1:496:GLN:O	9:d1:25:ASP:OD2	2.22	0.58
8:c1:251:PHE:CZ	43:c1:515:BCR:C31	2.85	0.58
18:o1:146:PHE:H	18:o1:249:GLU:HG2	1.68	0.58
31:b2:108:ASP:OD1	31:b2:112:ILE:CD1	2.49	0.58
31:b2:157:ALA:O	31:b2:161:LEU:HG	2.04	0.58
31:l2:72:PRO:CD	31:l2:73:ASN:N	2.64	0.58
31:d3:4:PRO:CD	31:d3:5:LEU:H	2.04	0.58
31:h3:52:ILE:HG13	31:h3:92:LEU:CD1	2.32	0.58
31:h3:73:ASN:ND2	31:h3:122:PHE:O	2.37	0.58
32:m3:8:VAL:HG21	32:m3:27:LEU:HD21	1.86	0.58
1:B3:226:LYS:HB3	1:B3:226:LYS:HZ2	1.67	0.58
3:y4:83:ARG:NH2	33:y4:201:CYC:O2A	2.36	0.58
1:B5:236:THR:CB	3:4L:83:ARG:HD2	1.90	0.58
31:d5:106:PRO:CD	31:d5:107:MET:N	2.66	0.58
31:j5:106:PRO:CD	31:j5:107:MET:N	2.66	0.58
31:l5:4:PRO:CD	31:l5:5:LEU:N	2.64	0.58
32:i6:8:VAL:HG21	32:i6:27:LEU:HD21	1.86	0.58
1:B6:209:GLN:NE2	4:zB:58:LYS:HZ1	1.96	0.58
31:b7:52:ILE:HG13	31:b7:92:LEU:HD12	1.83	0.58
31:d7:52:ILE:HG13	31:d7:92:LEU:CD1	2.32	0.58
31:l7:73:ASN:ND2	31:l7:122:PHE:O	2.37	0.58
32:c8:155:ALA:O	32:c8:158:SER:N	2.36	0.58
31:h8:73:ASN:ND2	31:h8:122:PHE:O	2.37	0.58
31:j8:157:ALA:O	31:j8:161:LEU:HG	2.04	0.58
31:l8:126:PRO:CD	31:l8:127:SER:N	2.66	0.58
31:b9:126:PRO:CD	31:b9:127:SER:N	2.66	0.58
32:i9:8:VAL:HG21	32:i9:27:LEU:HD21	1.86	0.58
32:k9:8:VAL:HG21	32:k9:27:LEU:HD21	1.86	0.58
31:hA:96:THR:CB	32:iA:18:MET:HE1	2.34	0.58
31:jA:126:PRO:CD	31:jA:127:SER:N	2.66	0.58
31:bC:2:LYS:HB3	31:bC:7:GLU:OE2	2.03	0.58
31:bC:108:ASP:OD1	31:bC:112:ILE:CD1	2.49	0.58

Continued on next page...

Continued from previous page...

Atom-1	Atom-2	Interatomic distance (Å)	Clash overlap (Å)
32:cC:155:ALA:O	32:cC:158:SER:N	2.36	0.58
31:dC:126:PRO:CD	31:dC:127:SER:N	2.66	0.58
31:hC:73:ASN:ND2	31:hC:122:PHE:O	2.37	0.58
6:aD:136:ARG:C	13:iD:32:PRO:HG2	2.28	0.58
8:cD:13:ARG:HH11	8:cD:13:ARG:N	2.01	0.58
17:mD:30:GLN:OE1	39:mD:101:LMG:C6	2.51	0.58
7:bE:21:SER:HB2	7:bE:114:HIS:HB2	1.84	0.58
7:bE:496:GLN:HB3	9:dE:24:ARG:CG	2.34	0.58
17:mE:30:GLN:OE1	39:mE:101:LMG:C6	2.51	0.58
26:yE:70:LEU:HD22	26:yE:70:LEU:C	2.27	0.58
31:bH:157:ALA:O	31:bH:161:LEU:HG	2.04	0.58
31:fH:126:PRO:CD	31:fH:127:SER:N	2.66	0.58
32:kH:59:LEU:HD11	32:kH:130:GLY:HA2	1.82	0.58
31:bI:126:PRO:CD	31:bI:127:SER:N	2.66	0.58
31:hI:73:ASN:ND2	31:hI:122:PHE:O	2.37	0.58
31:jI:126:PRO:CD	31:jI:127:SER:H	2.13	0.58
2:BB:778:THR:HA	2:BB:781:GLU:HB3	1.85	0.58
36:BD:608:CLA:H172	36:HD:103:CLA:H192	1.85	0.58
37:DD:408:PL9:H33	16:LD:28:VAL:HB	1.86	0.58
37:DE:408:PL9:H33	16:LE:28:VAL:HB	1.86	0.58
12:HE:16:SER:CB	2:B4:78:GLY:O	2.52	0.58
3:XF:83:ARG:CB	1:BH:211:LYS:CD	2.81	0.58
4:YF:75:THR:CG2	3:ZF:111:GLY:N	2.67	0.58
3:IG:103:PRO:CD	3:IG:104:ILE:H	2.03	0.58
3:KG:114:GLU:HG2	2:B4:646:LYS:NZ	2.18	0.58
4:OG:47:ASN:HD22	4:OG:140:LEU:HD11	1.68	0.58
1:BI:192:LEU:HD13	1:BI:192:LEU:C	2.28	0.58
4:IK:67:ARG:NH2	1:B8:238:VAL:HG12	2.08	0.58
3:XK:83:ARG:HA	1:B8:211:LYS:HE3	1.84	0.58
4:HL:73:TYR:OH	3:IL:87:TYR:HD1	1.85	0.58
39:A1:408:LMG:H142	43:I1:102:BCR:H19C	1.85	0.58
15:K1:10:LEU:HD12	15:K1:11:PRO:CG	2.32	0.58
8:c1:280:ASN:O	8:c1:410:ARG:NH2	2.37	0.58
31:d2:24:ILE:CB	33:e2:202:CYC:HBB1	2.33	0.58
31:d2:52:ILE:HG13	31:d2:92:LEU:CD1	2.32	0.58
33:g2:202:CYC:CGA	1:B2:58:HIS:HB2	2.34	0.58
31:h2:73:ASN:ND2	31:h2:122:PHE:O	2.37	0.58
31:h2:126:PRO:CD	31:h2:127:SER:N	2.67	0.58
31:j2:4:PRO:CD	31:j2:5:LEU:N	2.63	0.58
31:j2:157:ALA:O	31:j2:161:LEU:HG	2.04	0.58
1:B2:222:LEU:N	1:B2:222:LEU:HD22	2.17	0.58

Continued on next page...

Continued from previous page...

Atom-1	Atom-2	Interatomic distance (Å)	Clash overlap (Å)
31:b3:73:ASN:ND2	31:b3:122:PHE:O	2.37	0.58
31:b3:126:PRO:CD	31:b3:127:SER:N	2.66	0.58
32:e3:145:PRO:HD2	32:e3:145:PRO:O	2.03	0.58
32:k3:8:VAL:HG21	32:k3:27:LEU:HD21	1.86	0.58
32:k3:35:ASN:OD1	32:k3:38:LEU:HD12	2.04	0.58
1:B5:217:ASP:N	1:B5:218:PRO:HD2	2.19	0.58
32:e5:145:PRO:HD2	32:e5:145:PRO:O	2.03	0.58
31:d6:24:ILE:CB	33:e6:202:CYC:HBB1	2.33	0.58
31:f7:2:LYS:HA	1:B7:26:ASP:OD1	2.03	0.58
1:B7:198:ILE:O	1:B7:199:TRP:O	2.21	0.58
31:h8:60:TYR:CD1	31:h8:67:THR:HG22	2.38	0.58
31:j8:126:PRO:CD	31:j8:127:SER:H	2.13	0.58
31:l8:89:GLY:O	31:l8:93:ARG:HG3	2.04	0.58
31:l8:118:ILE:O	31:l8:122:PHE:CD2	2.54	0.58
31:b9:52:ILE:HG12	31:b9:92:LEU:CD1	2.27	0.58
1:B9:198:ILE:HG22	1:B9:199:TRP:N	1.99	0.58
31:bA:108:ASP:OD1	31:bA:112:ILE:CD1	2.49	0.58
32:eA:8:VAL:HG21	32:eA:27:LEU:HD21	1.86	0.58
18:oD:146:PHE:H	18:oD:249:GLU:HG2	1.68	0.58
31:bH:52:ILE:HG13	31:bH:92:LEU:HD12	1.83	0.58
32:eH:8:VAL:HG21	32:eH:27:LEU:HD21	1.86	0.58
31:lH:72:PRO:CD	31:lH:73:ASN:N	2.64	0.58
31:dI:126:PRO:CD	31:dI:127:SER:N	2.66	0.58
31:dI:157:ALA:O	31:dI:161:LEU:HG	2.04	0.58
31:hI:96:THR:CB	32:iI:18:MET:HE1	2.34	0.58
31:hI:157:ALA:O	31:hI:161:LEU:HG	2.04	0.58
32:mI:8:VAL:HG21	32:mI:27:LEU:HD21	1.86	0.58
2:CB:73:ASN:C	27:zD:30:PRO:C	2.72	0.58
4:YB:109:LEU:HD21	4:YB:159:GLY:HA3	1.86	0.58
10:ED:56:PHE:O	24:VD:26:LEU:N	2.37	0.58
24:VD:79:LEU:HD13	24:VD:144:ILE:HD11	1.86	0.58
10:EE:56:PHE:O	24:VE:26:LEU:N	2.37	0.58
15:KE:10:LEU:HD12	15:KE:11:PRO:CG	2.33	0.58
24:VE:79:LEU:HD13	24:VE:144:ILE:HD11	1.86	0.58
3:JF:80:THR:OG1	33:JF:201:CYC:HAD2	1.97	0.58
28:BG:139:MET:O	28:BG:141:ARG:N	2.36	0.58
3:IG:69:GLY:C	3:IG:73:TYR:HE2	2.00	0.58
1:BI:104:TYR:CE1	32:cI:116:THR:HG21	2.38	0.58
1:BJ:217:ASP:N	1:BJ:218:PRO:HD2	2.19	0.58
4:KK:83:ARG:CG	5:NK:18:THR:HG22	2.33	0.58
4:YK:75:THR:HG23	3:ZK:111:GLY:C	2.26	0.58

Continued on next page...

Continued from previous page...

Atom-1	Atom-2	Interatomic distance (Å)	Clash overlap (Å)
28:BL:110:LYS:HD2	28:BL:110:LYS:N	2.19	0.58
3:PL:22:GLU:OE2	3:PL:25:ARG:NH1	2.37	0.58
7:B1:496:GLN:HE21	7:B1:496:GLN:C	2.12	0.58
11:F1:40:GLN:HG2	14:J1:30:GLY:HA3	1.85	0.58
24:V1:159:LYS:HA	24:V1:159:LYS:CE	2.10	0.58
8:c1:409:PRO:HA	8:c1:412:TRP:HB3	1.84	0.58
32:c2:8:VAL:HG21	32:c2:27:LEU:HD21	1.86	0.58
31:j2:106:PRO:CD	31:j2:107:MET:N	2.66	0.58
31:f3:106:PRO:CD	31:f3:107:MET:N	2.66	0.58
4:p4:105:ASP:HA	4:p4:109:LEU:HB2	1.85	0.58
2:B4:460:ILE:HD13	2:B4:483:ARG:HH22	1.68	0.58
2:C4:435:PHE:CZ	33:hF:201:CYC:HAA1	2.37	0.58
31:h5:52:ILE:HG13	31:h5:92:LEU:HD12	1.83	0.58
31:h5:96:THR:CB	32:i5:18:MET:HE1	2.34	0.58
31:f6:112:ILE:CB	1:B6:23:VAL:HG21	2.29	0.58
32:m6:8:VAL:HG21	32:m6:27:LEU:HD21	1.86	0.58
31:f7:18:PHE:CE1	32:g7:91:ARG:CG	2.84	0.58
33:j7:202:CYC:CAD	32:k7:149:THR:OG1	2.51	0.58
32:k7:8:VAL:HG21	32:k7:27:LEU:HD21	1.86	0.58
31:d8:157:ALA:O	31:d8:161:LEU:HG	2.04	0.58
31:f8:18:PHE:CD1	32:g8:91:ARG:HG2	2.39	0.58
32:g8:8:VAL:HG21	32:g8:27:LEU:HD21	1.86	0.58
31:h8:89:GLY:O	31:h8:93:ARG:HG3	2.04	0.58
31:j8:126:PRO:CD	31:j8:127:SER:N	2.66	0.58
31:d9:89:GLY:O	31:d9:93:ARG:HG3	2.04	0.58
31:j9:157:ALA:O	31:j9:161:LEU:HG	2.04	0.58
1:B9:203:VAL:HG22	3:oB:73:TYR:CE2	2.39	0.58
4:aB:64:ASP:O	4:aB:67:ARG:HD3	2.03	0.58
4:pB:105:ASP:HA	4:pB:109:LEU:HB2	1.85	0.58
31:jC:126:PRO:CD	31:jC:127:SER:H	2.13	0.58
8:cD:134:PHE:CD2	36:cD:513:CLA:HBC2	2.39	0.58
8:cD:280:ASN:O	8:cD:410:ARG:NH2	2.37	0.58
43:cD:515:BCR:C2	13:iD:24:LEU:CD1	2.82	0.58
17:mD:30:GLN:OE1	39:mD:101:LMG:C5	2.52	0.58
24:vD:58:PHE:HA	24:vD:62:CYS:HB2	1.85	0.58
17:mE:30:GLN:OE1	39:mE:101:LMG:C5	2.52	0.58
18:oE:67:GLU:HG3	18:oE:273:ARG:HG3	1.85	0.58
4:hF:77:ARG:CA	33:hF:201:CYC:HMD1	2.34	0.58
31:bH:108:ASP:OD1	31:bH:112:ILE:CD1	2.49	0.58
31:dH:157:ALA:O	31:dH:161:LEU:HG	2.04	0.58
32:kH:8:VAL:HG21	32:kH:27:LEU:HD21	1.86	0.58

Continued on next page...

Continued from previous page...

Atom-1	Atom-2	Interatomic distance (Å)	Clash overlap (Å)
31:lI:73:ASN:ND2	31:lI:122:PHE:O	2.37	0.58
31:bJ:73:ASN:ND2	31:bJ:122:PHE:O	2.37	0.58
31:fJ:72:PRO:CD	31:fJ:73:ASN:N	2.64	0.58
31:fJ:126:PRO:CD	31:fJ:127:SER:H	2.13	0.58
32:kJ:59:LEU:HD11	32:kJ:130:GLY:HA2	1.82	0.58
3:QB:92:ILE:HD11	3:QB:152:TYR:HB3	1.84	0.58
1:BC:189:ARG:HD2	32:gC:121:GLY:HA3	1.85	0.58
7:BE:5:TRP:NE1	42:BE:620:LHG:O10	2.37	0.58
9:DE:110:LEU:O	9:DE:113:PHE:HB3	2.04	0.58
27:ZE:37:LYS:O	27:ZE:40:ILE:HG12	2.04	0.58
4:UG:60:LEU:HB3	4:UG:72:MET:HE1	1.85	0.58
28:BL:140:PHE:HE1	3:KL:86:ASP:HB2	1.69	0.58
6:A1:234:ASN:HD21	9:D1:266:TRP:HB2	1.67	0.58
37:D1:407:PL9:H33	16:L1:28:VAL:HB	1.86	0.58
18:O1:229:SER:CA	18:oD:55:ARG:HH12	2.17	0.58
24:V1:79:LEU:HD13	24:V1:144:ILE:HD11	1.86	0.58
6:a1:322:ASN:HD21	8:c1:399:THR:HA	1.69	0.58
8:c1:13:ARG:HH11	8:c1:13:ARG:N	2.01	0.58
18:o1:75:PRO:HG3	18:o1:267:ARG:HH21	1.68	0.58
31:f2:157:ALA:O	31:f2:161:LEU:HG	2.04	0.58
32:i2:117:TYR:CB	32:i2:122:THR:OG1	2.50	0.58
31:j5:4:PRO:CD	31:j5:5:LEU:N	2.64	0.58
32:e6:145:PRO:HD2	32:e6:145:PRO:O	2.03	0.58
32:g6:8:VAL:HG21	32:g6:27:LEU:HD21	1.86	0.58
31:h6:89:GLY:O	31:h6:93:ARG:HG3	2.04	0.58
31:d7:89:GLY:O	31:d7:93:ARG:HG3	2.04	0.58
32:e7:8:VAL:HG21	32:e7:27:LEU:HD21	1.86	0.58
31:h7:96:THR:CB	32:i7:18:MET:HE1	2.34	0.58
31:l7:89:GLY:O	31:l7:93:ARG:HG3	2.04	0.58
32:c9:153:CYS:SG	33:c9:202:CYC:CBC	2.70	0.58
31:d9:126:PRO:CD	31:d9:127:SER:N	2.66	0.58
31:f9:18:PHE:CD1	32:g9:91:ARG:HG2	2.39	0.58
31:l9:73:ASN:ND2	31:l9:122:PHE:O	2.37	0.58
32:iA:82:CYS:HG	33:iA:202:CYC:HAC1	1.65	0.58
31:bC:73:ASN:ND2	31:bC:122:PHE:O	2.37	0.58
32:gC:113:LEU:HA	32:gC:116:THR:OG1	2.02	0.58
31:hC:106:PRO:CD	31:hC:107:MET:N	2.66	0.58
6:aD:322:ASN:HD21	8:cD:399:THR:HA	1.69	0.58
7:bD:24:LEU:HD11	36:hD:102:CLA:HAB	1.85	0.58
10:eD:38:VAL:CG2	11:fD:38:ALA:HB1	2.34	0.58
8:cE:280:ASN:O	8:cE:410:ARG:NH2	2.37	0.58

Continued on next page...

Continued from previous page...

Atom-1	Atom-2	Interatomic distance (Å)	Clash overlap (Å)
3:bF:109:VAL:O	3:bF:109:VAL:CG1	2.52	0.58
31:bH:73:ASN:ND2	31:bH:122:PHE:O	2.37	0.58
31:bH:126:PRO:CD	31:bH:127:SER:N	2.66	0.58
31:fH:60:TYR:CD1	31:fH:67:THR:HG22	2.38	0.58
31:hH:73:ASN:ND2	31:hH:122:PHE:O	2.37	0.58
31:bI:157:ALA:O	31:bI:161:LEU:HG	2.04	0.58
31:dI:159:ASN:ND2	32:mI:46:SER:O	2.32	0.58
31:fI:60:TYR:CD1	31:fI:67:THR:HG22	2.38	0.58
31:hI:89:GLY:O	31:hI:93:ARG:HG3	2.04	0.58
31:hI:126:PRO:CD	31:hI:127:SER:H	2.13	0.58
31:lI:89:GLY:O	31:lI:93:ARG:HG3	2.04	0.58
31:bJ:126:PRO:CD	31:bJ:127:SER:H	2.13	0.58
31:fJ:18:PHE:CD1	32:gJ:91:ARG:HG2	2.39	0.58
8:CD:315:ILE:HD13	8:CD:315:ILE:N	2.19	0.58
27:ZD:37:LYS:O	27:ZD:40:ILE:HG12	2.04	0.58
6:AE:152:ALA:HA	6:AE:155:THR:HG22	1.85	0.58
36:BE:614:CLA:H2	36:HE:101:CLA:HBB2	1.85	0.58
8:CE:315:ILE:HD13	8:CE:315:ILE:N	2.19	0.58
3:JF:25:ARG:HH22	3:bF:25:ARG:HA	1.68	0.58
3:JF:80:THR:OG1	33:JF:201:CYC:HAD1	2.01	0.58
4:KF:83:ARG:CG	5:NF:18:THR:HG22	2.33	0.58
28:BG:137:MET:O	28:BG:137:MET:HG2	2.04	0.58
3:IG:83:ARG:NH1	33:IG:201:CYC:HMA3	2.18	0.58
4:MG:38:VAL:HG13	2:B4:40:LEU:HD12	1.85	0.58
3:PG:22:GLU:OE2	3:PG:25:ARG:NH1	2.37	0.58
28:BL:139:MET:O	28:BL:141:ARG:N	2.36	0.58
3:IL:122:PRO:O	3:IL:122:PRO:HD2	2.02	0.58
8:C1:407:VAL:CG2	8:C1:412:TRP:HB2	2.33	0.58
9:D1:110:LEU:HD13	9:D1:110:LEU:C	2.29	0.58
18:O1:146:PHE:H	18:O1:249:GLU:HG2	1.68	0.58
8:c1:13:ARG:HH11	8:c1:13:ARG:H	1.51	0.58
8:c1:262:SER:O	8:c1:266:LEU:CB	2.50	0.58
10:e1:38:VAL:CG2	11:f1:38:ALA:HB1	2.34	0.58
31:d2:148:VAL:HG11	33:m2:201:CYC:HMB3	1.84	0.58
32:g2:8:VAL:HG21	32:g2:27:LEU:HD21	1.86	0.58
31:h3:52:ILE:HG12	31:h3:92:LEU:CD1	2.28	0.58
31:j3:157:ALA:O	31:j3:161:LEU:HG	2.04	0.58
1:B3:220:ASN:CB	3:o4:56:ASN:OD1	2.51	0.58
4:Y4:109:LEU:HD21	4:Y4:159:GLY:HA3	1.85	0.58
2:B4:52:LYS:NZ	2:B4:226:GLU:OE1	2.31	0.58
2:B4:138:GLY:O	2:B4:139:PRO:C	2.46	0.58

Continued on next page...

Continued from previous page...

Atom-1	Atom-2	Interatomic distance (Å)	Clash overlap (Å)
31:j5:157:ALA:O	31:j5:161:LEU:HG	2.04	0.58
33:j5:202:CYC:CAD	32:k5:149:THR:OG1	2.51	0.58
31:b6:157:ALA:O	31:b6:161:LEU:HG	2.04	0.58
31:d7:157:ALA:O	31:d7:161:LEU:HG	2.04	0.58
31:l8:73:ASN:ND2	31:l8:122:PHE:O	2.37	0.58
31:d9:157:ALA:O	31:d9:161:LEU:HG	2.04	0.58
31:d9:159:ASN:ND2	32:m9:46:SER:O	2.32	0.58
31:f9:157:ALA:O	31:f9:161:LEU:HG	2.04	0.58
31:h9:60:TYR:CD1	31:h9:67:THR:HG22	2.39	0.58
32:i9:12:ALA:CB	32:i9:19:LEU:CD2	2.77	0.58
31:bA:157:ALA:O	31:bA:161:LEU:HG	2.04	0.58
31:hA:60:TYR:CD1	31:hA:67:THR:HG22	2.38	0.58
31:hA:73:ASN:ND2	31:hA:122:PHE:O	2.37	0.58
31:lA:73:ASN:ND2	31:lA:122:PHE:O	2.37	0.58
31:bC:157:ALA:O	31:bC:161:LEU:HG	2.04	0.58
31:fC:106:PRO:CD	31:fC:107:MET:N	2.66	0.58
31:hC:96:THR:CB	32:iC:18:MET:HE1	2.34	0.58
9:dD:89:LEU:HB3	9:dD:91:PHE:CZ	2.36	0.58
26:yD:70:LEU:HD22	26:yD:70:LEU:C	2.27	0.58
24:vE:62:CYS:HA	47:vE:201:HEM:HAB	1.85	0.58
32:eH:113:LEU:HA	32:eH:116:THR:OG1	2.03	0.58
31:fH:157:ALA:O	31:fH:161:LEU:HG	2.04	0.58
31:hH:89:GLY:O	31:hH:93:ARG:HG3	2.04	0.58
31:hH:126:PRO:CD	31:hH:127:SER:N	2.67	0.58
31:hH:157:ALA:O	31:hH:161:LEU:HG	2.04	0.58
31:jH:106:PRO:CD	31:jH:107:MET:N	2.66	0.58
31:lH:73:ASN:ND2	31:lH:122:PHE:O	2.37	0.58
31:bI:2:LYS:HB3	31:bI:7:GLU:OE2	2.04	0.58
31:fI:18:PHE:CD1	32:gI:91:ARG:HG2	2.39	0.58
32:gI:8:VAL:HG21	32:gI:27:LEU:HD21	1.86	0.58
32:kI:35:ASN:OD1	32:kI:38:LEU:HD12	2.04	0.58
31:fJ:18:PHE:CE1	32:gJ:91:ARG:CG	2.84	0.58
31:hJ:73:ASN:ND2	31:hJ:122:PHE:O	2.37	0.58
32:kJ:8:VAL:HG21	32:kJ:27:LEU:HD21	1.86	0.58
4:lK:44:ILE:HG21	4:lK:93:THR:HG21	1.86	0.58
1:BA:26:ASP:OD1	31:fA:2:LYS:HA	2.03	0.57
1:BA:104:TYR:CE2	32:cA:112:GLY:CA	2.77	0.57
1:BA:209:GLN:H	1:BA:209:GLN:NE2	2.01	0.57
2:CB:52:LYS:NZ	2:CB:226:GLU:OE1	2.31	0.57
2:CB:721:LEU:HD13	4:xB:154:ASP:CB	1.94	0.57
7:BD:5:TRP:NE1	42:BD:620:LHG:O10	2.37	0.57

Continued on next page...

Continued from previous page...

Atom-1	Atom-2	Interatomic distance (Å)	Clash overlap (Å)
4:MF:121:VAL:HG13	33:MF:201:CYC:C4C	2.33	0.57
4:YF:76:ARG:NH2	2:C4:489:LYS:HE2	2.18	0.57
4:YF:81:CYS:O	4:YF:85:LEU:HD23	2.01	0.57
28:BG:116:THR:CG2	4:MG:144:ASP:CB	2.69	0.57
1:BI:58:HIS:HB2	33:gI:301:CYC:CGA	2.34	0.57
28:EK:127:THR:C	28:EK:129:ASN:CA	2.76	0.57
3:IL:51:ILE:CG1	3:IL:89:LEU:HD12	2.34	0.57
6:A1:29:TYR:O	6:A1:129:ARG:NH1	2.37	0.57
8:c1:262:SER:OG	36:c1:508:CLA:HAA1	2.04	0.57
8:c1:305:LEU:HD11	8:c1:315:ILE:CG2	2.34	0.57
31:f3:18:PHE:CD1	32:g3:91:ARG:HG2	2.39	0.57
2:B4:70:ARG:HD3	2:B4:126:ASP:CB	2.35	0.57
2:C4:171:LEU:HD21	2:C4:235:PHE:CE2	2.38	0.57
31:b6:52:ILE:HG12	31:b6:92:LEU:CD1	2.27	0.57
32:i6:116:THR:HA	1:B6:75:PHE:CE1	2.39	0.57
32:k6:35:ASN:OD1	32:k6:38:LEU:HD12	2.04	0.57
32:m6:44:ILE:HG13	32:m6:142:VAL:CG2	2.24	0.57
31:f8:126:PRO:CD	31:f8:127:SER:N	2.66	0.57
31:h9:89:GLY:O	31:h9:93:ARG:HG3	2.04	0.57
31:h9:106:PRO:CD	31:h9:107:MET:N	2.66	0.57
31:j9:108:ASP:OD1	31:j9:112:ILE:CD1	2.48	0.57
31:dC:52:ILE:HG13	31:dC:92:LEU:HD12	1.83	0.57
31:dC:89:GLY:O	31:dC:93:ARG:HG3	2.04	0.57
32:eC:8:VAL:HG21	32:eC:27:LEU:HD21	1.86	0.57
32:eC:145:PRO:O	32:eC:145:PRO:HD2	2.03	0.57
31:hC:126:PRO:CD	31:hC:127:SER:N	2.66	0.57
32:kC:35:ASN:OD1	32:kC:38:LEU:HD12	2.04	0.57
31:lC:73:ASN:ND2	31:lC:122:PHE:O	2.37	0.57
31:lC:106:PRO:CD	31:lC:107:MET:N	2.66	0.57
6:aD:183:MET:HB3	36:aD:404:CLA:HBC2	1.85	0.57
31:dI:148:VAL:HG11	33:mI:201:CYC:HMB3	1.84	0.57
31:lI:4:PRO:CD	31:lI:5:LEU:H	2.04	0.57
32:mI:44:ILE:HG13	32:mI:142:VAL:CG2	2.24	0.57
31:hJ:89:GLY:O	31:hJ:93:ARG:HG3	2.04	0.57
31:jJ:157:ALA:O	31:jJ:161:LEU:HG	2.04	0.57
1:BA:189:ARG:HD2	32:gA:121:GLY:HA3	1.84	0.57
1:BA:234:THR:HG22	3:QB:75:GLU:OE2	2.04	0.57
2:BB:117:VAL:O	2:BB:117:VAL:HG13	2.02	0.57
2:CB:153:SER:CA	8:cD:126:VAL:CG1	2.80	0.57
1:BC:194:PHE:CB	1:BC:195:PRO:HD2	2.33	0.57
6:AD:29:TYR:O	6:AD:129:ARG:NH1	2.37	0.57

Continued on next page...

Continued from previous page...

Atom-1	Atom-2	Interatomic distance (Å)	Clash overlap (Å)
7:BD:24:LEU:HD11	36:HD:101:CLA:HAB	1.86	0.57
8:CD:191:LEU:HB2	40:CD:521:LMT:H12	1.86	0.57
36:BE:608:CLA:H172	36:HE:103:CLA:H192	1.85	0.57
9:DE:110:LEU:HD13	9:DE:110:LEU:C	2.29	0.57
11:FE:40:GLN:HG2	14:JE:30:GLY:HA3	1.85	0.57
18:OE:146:PHE:H	18:OE:249:GLU:HG2	1.68	0.57
1:BH:217:ASP:N	1:BH:218:PRO:HD2	2.19	0.57
3:JK:79:ALA:HB2	1:B8:235:VAL:CG1	2.34	0.57
4:YK:75:THR:CG2	3:ZK:111:GLY:N	2.67	0.57
3:IL:88:TYR:CE2	33:IL:201:CYC:HMB3	2.39	0.57
8:C1:315:ILE:HD13	8:C1:315:ILE:N	2.19	0.57
8:C1:318:ALA:CB	23:U1:123:ASP:HB3	2.33	0.57
10:E1:56:PHE:O	24:V1:26:LEU:N	2.37	0.57
8:c1:13:ARG:HB3	36:c1:512:CLA:HED2	1.85	0.57
17:m1:30:GLN:OE1	39:m1:101:LMG:C5	2.52	0.57
31:b2:4:PRO:CD	31:b2:5:LEU:H	2.04	0.57
31:f2:2:LYS:HA	1:B2:26:ASP:OD1	2.04	0.57
31:h2:157:ALA:O	31:h2:161:LEU:HG	2.04	0.57
31:b3:2:LYS:HB3	31:b3:7:GLU:OE2	2.03	0.57
31:d3:116:ASP:CB	1:B3:2:VAL:HG23	2.34	0.57
31:f3:157:ALA:O	31:f3:161:LEU:HG	2.04	0.57
31:b6:106:PRO:CD	31:b6:107:MET:N	2.66	0.57
31:h6:73:ASN:ND2	31:h6:122:PHE:O	2.37	0.57
31:l6:106:PRO:CD	31:l6:107:MET:N	2.66	0.57
32:e7:145:PRO:O	32:e7:145:PRO:HD2	2.03	0.57
31:j7:157:ALA:O	31:j7:161:LEU:HG	2.04	0.57
31:b8:73:ASN:ND2	31:b8:122:PHE:O	2.37	0.57
31:h8:96:THR:CB	32:i8:18:MET:HE1	2.34	0.57
31:h8:157:ALA:O	31:h8:161:LEU:HG	2.04	0.57
32:c9:8:VAL:HG21	32:c9:27:LEU:HD21	1.86	0.57
31:j9:72:PRO:CD	31:j9:73:ASN:N	2.64	0.57
1:B9:222:LEU:N	1:B9:222:LEU:HD22	2.17	0.57
31:bA:73:ASN:ND2	31:bA:122:PHE:O	2.37	0.57
31:fA:106:PRO:CD	31:fA:107:MET:N	2.66	0.57
31:hA:106:PRO:CD	31:hA:107:MET:N	2.66	0.57
32:kA:35:ASN:OD1	32:kA:38:LEU:HD12	2.04	0.57
31:dC:157:ALA:O	31:dC:161:LEU:HG	2.04	0.57
31:fC:126:PRO:CD	31:fC:127:SER:N	2.66	0.57
31:fC:157:ALA:O	31:fC:161:LEU:HG	2.04	0.57
31:hC:52:ILE:HG13	31:hC:92:LEU:CD1	2.32	0.57
8:cD:337:ILE:HG21	8:cD:346:TRP:HB2	1.85	0.57

Continued on next page...

Continued from previous page...

Atom-1	Atom-2	Interatomic distance (Å)	Clash overlap (Å)
9:dD:80:THR:CA	9:dD:111:TRP:NE1	2.55	0.57
8:cE:60:SER:N	15:kE:10:LEU:CB	2.64	0.57
24:vE:38:ASN:HD21	24:vE:42:ASP:HB3	1.69	0.57
31:dH:89:GLY:O	31:dH:93:ARG:HG3	2.04	0.57
31:jH:157:ALA:O	31:jH:161:LEU:HG	2.04	0.57
32:mH:8:VAL:HG21	32:mH:27:LEU:HD21	1.86	0.57
31:bI:106:PRO:CD	31:bI:107:MET:N	2.66	0.57
5:2L:7:THR:HG22	5:2L:28:THR:HG22	1.85	0.57
2:BB:460:ILE:CD1	2:BB:483:ARG:HH22	2.09	0.57
1:BC:64:ASN:HD21	1:BC:96:ARG:NH1	2.02	0.57
1:BC:209:GLN:H	1:BC:209:GLN:NE2	2.01	0.57
1:BC:234:THR:HG22	3:Q4:75:GLU:OE2	2.04	0.57
8:CD:133:PHE:HE1	8:CD:150:TYR:CE2	2.20	0.57
9:DD:110:LEU:O	9:DD:113:PHE:HB3	2.04	0.57
7:BE:246:PHE:CE1	7:BE:250:PHE:HE2	1.98	0.57
12:HE:16:SER:HB3	2:B4:78:GLY:C	2.28	0.57
30:VG:102:ASP:OD1	30:VG:102:ASP:O	2.22	0.57
1:BJ:233:ASN:HD21	1:BJ:235:VAL:HB	1.69	0.57
1:BJ:236:THR:C	4:1G:62:TYR:CE2	2.82	0.57
4:YK:75:THR:HG21	3:ZK:111:GLY:C	2.29	0.57
3:IL:126:VAL:CG2	33:IL:201:CYC:HMC1	2.35	0.57
7:B1:233:ASN:HB3	7:B1:236:THR:HG22	1.85	0.57
24:V1:62:CYS:HA	47:V1:201:HEM:HAB	1.85	0.57
7:b1:476:ARG:HG2	21:S1:26:UNK:O	2.04	0.57
31:h2:96:THR:CB	32:i2:18:MET:HE1	2.34	0.57
32:i2:116:THR:HA	1:B2:75:PHE:CE1	2.39	0.57
31:j2:126:PRO:CD	31:j2:127:SER:N	2.66	0.57
31:f3:60:TYR:CD1	31:f3:67:THR:HG22	2.38	0.57
31:h3:96:THR:CB	32:i3:18:MET:HE1	2.34	0.57
31:h3:118:ILE:O	31:h3:122:PHE:CD2	2.54	0.57
2:C4:778:THR:HA	2:C4:781:GLU:HB3	1.85	0.57
31:d5:89:GLY:O	31:d5:93:ARG:HG3	2.04	0.57
32:e5:113:LEU:HA	32:e5:116:THR:OG1	2.02	0.57
31:b6:126:PRO:CD	31:b6:127:SER:N	2.66	0.57
32:e6:8:VAL:HG21	32:e6:27:LEU:HD21	1.86	0.57
31:h6:126:PRO:CD	31:h6:127:SER:N	2.67	0.57
1:B6:64:ASN:HD21	1:B6:96:ARG:NH1	2.02	0.57
31:f7:18:PHE:CD1	32:g7:91:ARG:HG2	2.39	0.57
31:h7:89:GLY:O	31:h7:93:ARG:HG3	2.04	0.57
32:k7:35:ASN:OD1	32:k7:38:LEU:HD12	2.04	0.57
1:B7:230:ARG:HH22	32:c9:10:SER:C	2.12	0.57

Continued on next page...

Continued from previous page...

Atom-1	Atom-2	Interatomic distance (Å)	Clash overlap (Å)
31:b8:130:ILE:HG22	31:b8:134:LYS:HE3	1.87	0.57
32:c8:8:VAL:HG21	32:c8:27:LEU:HD21	1.86	0.57
32:k8:35:ASN:OD1	32:k8:38:LEU:HD12	2.04	0.57
32:c9:116:THR:HG21	1:B9:104:TYR:CE1	2.38	0.57
32:e9:145:PRO:O	32:e9:145:PRO:HD2	2.03	0.57
33:g9:201:CYC:CMB	31:j9:148:VAL:CG1	2.82	0.57
31:h9:73:ASN:ND2	31:h9:122:PHE:O	2.37	0.57
32:i9:75:THR:OG1	32:i9:78:ARG:CG	2.53	0.57
31:dA:4:PRO:CD	31:dA:5:LEU:N	2.64	0.57
31:dA:157:ALA:O	31:dA:161:LEU:HG	2.04	0.57
31:fA:60:TYR:CD1	31:fA:67:THR:HG22	2.38	0.57
31:hA:118:ILE:O	31:hA:122:PHE:CD2	2.54	0.57
3:yB:83:ARG:NH2	33:yB:201:CYC:O2A	2.36	0.57
31:bC:4:PRO:CD	31:bC:5:LEU:N	2.64	0.57
31:dC:4:PRO:CD	31:dC:5:LEU:N	2.64	0.57
31:fC:18:PHE:CE1	32:gC:91:ARG:CG	2.84	0.57
31:hC:157:ALA:O	31:hC:161:LEU:HG	2.04	0.57
6:aE:322:ASN:HD21	8:cE:399:THR:HA	1.69	0.57
7:bE:24:LEU:HD11	36:hE:102:CLA:HAB	1.85	0.57
7:bE:496:GLN:O	9:dE:25:ASP:OD2	2.22	0.57
43:cE:515:BCR:C2	13:iE:24:LEU:CD1	2.82	0.57
11:fE:30:VAL:N	11:fE:33:LEU:HD23	2.19	0.57
18:oE:251:PRO:HD2	18:oE:254:ASN:H	1.67	0.57
5:2G:7:THR:HG22	5:2G:28:THR:HG22	1.85	0.57
31:bH:2:LYS:HB3	31:bH:7:GLU:OE2	2.03	0.57
31:dH:24:ILE:CB	33:eH:202:CYC:HBB1	2.33	0.57
32:cI:8:VAL:HG21	32:cI:27:LEU:HD21	1.86	0.57
31:jI:126:PRO:CD	31:jI:127:SER:N	2.66	0.57
31:bJ:2:LYS:HB3	31:bJ:7:GLU:OE2	2.03	0.57
31:bJ:126:PRO:CD	31:bJ:127:SER:N	2.67	0.57
31:dJ:52:ILE:HG12	31:dJ:92:LEU:CD1	2.28	0.57
31:fJ:126:PRO:CD	31:fJ:127:SER:N	2.66	0.57
31:hJ:96:THR:CB	32:iJ:18:MET:HE1	2.34	0.57
2:CB:435:PHE:CZ	33:hK:201:CYC:HAA1	2.39	0.57
7:BD:75:TRP:CE3	7:BD:94:GLU:O	2.56	0.57
7:BD:235:GLU:CD	7:BD:472:ARG:HH11	2.08	0.57
24:VD:151:ARG:CG	24:VD:154:GLN:CB	2.33	0.57
6:AE:29:TYR:O	6:AE:129:ARG:NH1	2.37	0.57
8:CE:60:SER:HB3	15:KE:10:LEU:HG	1.87	0.57
8:CE:407:VAL:CG2	8:CE:412:TRP:HB2	2.33	0.57
28:BG:110:LYS:HD2	28:BG:110:LYS:N	2.19	0.57

Continued on next page...

Continued from previous page...

Atom-1	Atom-2	Interatomic distance (Å)	Clash overlap (Å)
1:BH:64:ASN:HD21	1:BH:96:ARG:NH1	2.03	0.57
1:BH:209:GLN:OE1	4:cF:67:ARG:HG2	2.04	0.57
28:BL:116:THR:CG2	4:ML:144:ASP:CB	2.69	0.57
28:BL:145:ARG:HG3	3:KL:75:GLU:CG	2.33	0.57
3:IL:4:VAL:CG1	3:IL:8:ILE:HG13	2.31	0.57
30:VL:13:ASP:OD1	30:VL:13:ASP:O	2.23	0.57
8:C1:390:SER:HB3	8:C1:394:VAL:CB	2.20	0.57
18:o1:48:PRO:O	18:o1:267:ARG:NH1	2.38	0.57
18:o1:67:GLU:HG3	18:o1:273:ARG:HG3	1.85	0.57
31:b2:73:ASN:ND2	31:b2:122:PHE:O	2.37	0.57
31:b2:106:PRO:CD	31:b2:107:MET:N	2.66	0.57
31:h3:60:TYR:CD1	31:h3:67:THR:HG22	2.39	0.57
3:w4:62:ARG:NH1	3:w4:124:GLU:OE2	2.37	0.57
31:l5:89:GLY:O	31:l5:93:ARG:HG3	2.04	0.57
31:b6:2:LYS:HB3	31:b6:7:GLU:OE2	2.03	0.57
31:b6:73:ASN:ND2	31:b6:122:PHE:O	2.37	0.57
31:j6:157:ALA:O	31:j6:161:LEU:HG	2.04	0.57
31:d7:116:ASP:CB	1:B7:2:VAL:HG23	2.34	0.57
32:g7:121:GLY:HA3	1:B7:189:ARG:HD2	1.85	0.57
31:h7:157:ALA:O	31:h7:161:LEU:HG	2.04	0.57
31:l7:4:PRO:CD	31:l7:5:LEU:N	2.64	0.57
31:l7:118:ILE:O	31:l7:122:PHE:CD2	2.54	0.57
31:d9:52:ILE:HG13	31:d9:92:LEU:HD12	1.83	0.57
32:eA:145:PRO:O	32:eA:145:PRO:HD2	2.03	0.57
4:zB:3:ASP:HB3	4:zB:6:THR:H	1.69	0.57
31:hC:118:ILE:O	31:hC:122:PHE:CD2	2.54	0.57
7:bD:496:GLN:O	9:dD:25:ASP:OD2	2.22	0.57
8:cD:13:ARG:HB3	36:cD:512:CLA:HED2	1.85	0.57
8:cD:305:LEU:HD11	8:cD:315:ILE:CG2	2.34	0.57
18:oD:48:PRO:O	18:oD:267:ARG:NH1	2.38	0.57
18:oD:75:PRO:HG3	18:oD:267:ARG:HH21	1.68	0.57
24:vD:62:CYS:HA	47:vD:201:HEM:HAB	1.85	0.57
31:dH:108:ASP:OD1	31:dH:112:ILE:CD1	2.49	0.57
33:jH:202:CYC:CAD	32:kH:149:THR:OG1	2.51	0.57
32:iI:75:THR:OG1	32:iI:78:ARG:CG	2.53	0.57
33:jI:202:CYC:CAD	32:kI:149:THR:OG1	2.51	0.57
32:eJ:8:VAL:HG21	32:eJ:27:LEU:HD21	1.86	0.57
1:BA:2:VAL:HG23	31:dA:116:ASP:CB	2.34	0.57
1:BA:64:ASN:HD21	1:BA:96:ARG:NH1	2.02	0.57
1:BA:207:VAL:N	1:BA:208:PRO:CD	2.65	0.57
2:BB:579:THR:OG1	4:1L:87:TYR:OH	2.21	0.57

Continued on next page...

Continued from previous page...

Atom-1	Atom-2	Interatomic distance (Å)	Clash overlap (Å)
3:VB:56:ASN:OD1	1:B6:229:SER:HB3	2.04	0.57
8:CD:60:SER:HB3	15:KD:10:LEU:HG	1.87	0.57
9:DD:110:LEU:HD13	9:DD:110:LEU:C	2.29	0.57
9:DD:225:ASP:OD1	9:DD:225:ASP:N	2.35	0.57
18:OD:142:GLU:OE1	7:bD:76:GLY:HA3	2.05	0.57
21:SD:26:UNK:O	7:bD:476:ARG:HG2	2.04	0.57
7:BE:73:GLN:HG3	7:BE:88:PRO:CB	2.17	0.57
18:OE:142:GLU:OE1	7:bE:76:GLY:HA3	2.05	0.57
3:JF:65:VAL:HG21	33:JF:201:CYC:C1C	2.34	0.57
4:YF:75:THR:HG21	3:ZF:111:GLY:C	2.29	0.57
1:BH:202:SER:OG	1:BH:203:VAL:N	2.37	0.57
8:C1:192:ASN:CG	40:C1:520:LMT:H4'	2.28	0.57
8:C1:311:LEU:HD12	23:U1:126:LEU:HD12	1.85	0.57
9:D1:51:GLY:HA2	9:D1:55:VAL:HG12	1.87	0.57
9:D1:110:LEU:O	9:D1:113:PHE:HB3	2.04	0.57
24:V1:38:ASN:HD21	24:V1:42:ASP:HB3	1.69	0.57
8:c1:257:ALA:C	8:c1:260:SER:H	2.12	0.57
31:b2:130:ILE:HG22	31:b2:134:LYS:HE3	1.87	0.57
31:d2:89:GLY:O	31:d2:93:ARG:HG3	2.04	0.57
31:l2:89:GLY:O	31:l2:93:ARG:HG3	2.04	0.57
31:b3:130:ILE:HG22	31:b3:134:LYS:HE3	1.87	0.57
31:h3:4:PRO:CD	31:h3:5:LEU:N	2.64	0.57
31:h3:89:GLY:O	31:h3:93:ARG:HG3	2.04	0.57
31:l3:106:PRO:CD	31:l3:107:MET:N	2.66	0.57
31:l3:126:PRO:CD	31:l3:127:SER:N	2.66	0.57
2:C4:52:LYS:NZ	2:C4:226:GLU:OE1	2.31	0.57
31:d5:24:ILE:CB	33:e5:202:CYC:HBB1	2.33	0.57
31:h5:4:PRO:CD	31:h5:5:LEU:N	2.64	0.57
32:c6:116:THR:HG21	1:B6:104:TYR:CE1	2.38	0.57
33:g6:202:CYC:CGA	1:B6:58:HIS:HB2	2.34	0.57
31:d8:24:ILE:CB	33:e8:202:CYC:HBB1	2.33	0.57
31:f9:106:PRO:CD	31:f9:107:MET:H	2.08	0.57
31:bA:106:PRO:CD	31:bA:107:MET:N	2.66	0.57
31:dA:24:ILE:CB	33:eA:202:CYC:HBB1	2.33	0.57
31:fA:18:PHE:CD1	32:gA:91:ARG:HG2	2.39	0.57
31:hA:52:ILE:HG13	31:hA:92:LEU:HD12	1.83	0.57
31:jA:157:ALA:O	31:jA:161:LEU:HG	2.04	0.57
31:lA:4:PRO:CD	31:lA:5:LEU:N	2.64	0.57
31:bC:130:ILE:HG22	31:bC:134:LYS:HE3	1.87	0.57
31:jC:157:ALA:O	31:jC:161:LEU:HG	2.04	0.57
31:lC:72:PRO:CD	31:lC:73:ASN:N	2.64	0.57

Continued on next page...

Continued from previous page...

Atom-1	Atom-2	Interatomic distance (Å)	Clash overlap (Å)
31:lC:89:GLY:O	31:lC:93:ARG:HG3	2.04	0.57
6:aD:261:GLN:CG	7:bD:492:TRP:HE1	2.08	0.57
24:vD:38:ASN:HD21	24:vD:42:ASP:HB3	1.69	0.57
7:bE:289:GLN:O	7:bE:292:ILE:HG12	1.93	0.57
9:dE:236:GLU:OE1	30:mF:56:ALA:HB2	2.03	0.57
31:hH:60:TYR:CD1	31:hH:67:THR:HG22	2.38	0.57
31:jH:126:PRO:CD	31:jH:127:SER:H	2.13	0.57
31:bI:4:PRO:CD	31:bI:5:LEU:N	2.64	0.57
31:bI:72:PRO:CD	31:bI:73:ASN:N	2.64	0.57
31:dI:89:GLY:O	31:dI:93:ARG:HG3	2.04	0.57
31:hI:4:PRO:CD	31:hI:5:LEU:N	2.64	0.57
5:3K:45:LYS:HA	4:nK:107:ARG:HH12	1.70	0.57
2:BB:460:ILE:HD13	2:BB:483:ARG:HH22	1.67	0.57
2:CB:489:LYS:NZ	4:YK:76:ARG:HD2	2.15	0.57
3:OB:2:SER:N	4:PB:3:ASP:OD2	2.37	0.57
4:TB:62:TYR:O	1:B9:240:LEU:HD22	2.03	0.57
7:BD:73:GLN:HG3	7:BD:88:PRO:CB	2.17	0.57
18:OD:56:GLY:HA2	18:oE:170:PHE:HZ	1.67	0.57
18:OD:146:PHE:H	18:OD:249:GLU:HG2	1.68	0.57
7:BE:75:TRP:CE3	7:BE:94:GLU:O	2.56	0.57
8:CE:392:ASN:OD1	8:CE:394:VAL:CG2	2.44	0.57
9:DE:106:GLN:HG2	9:DE:106:GLN:O	2.04	0.57
3:IG:126:VAL:CG2	33:IG:201:CYC:HMC1	2.35	0.57
4:SG:115:THR:HG21	2:B4:322:ASN:HD21	1.70	0.57
1:BI:26:ASP:OD1	31:fI:2:LYS:HA	2.04	0.57
28:BL:137:MET:O	28:BL:137:MET:HG2	2.04	0.57
40:B1:623:LMT:O1B	13:i1:1:MET:CE	2.52	0.57
27:Z1:37:LYS:O	27:Z1:40:ILE:HG12	2.04	0.57
7:b1:492:TRP:HE3	7:b1:492:TRP:HA	1.70	0.57
8:c1:133:PHE:CD1	8:c1:134:PHE:CE1	2.92	0.57
8:c1:266:LEU:C	8:c1:268:LEU:H	2.10	0.57
9:d1:102:THR:HG21	40:d1:413:LMT:C6'	2.34	0.57
15:k1:15:SER:O	15:k1:16:ILE:C	2.47	0.57
31:d2:72:PRO:CD	31:d2:73:ASN:N	2.64	0.57
32:k2:8:VAL:HG21	32:k2:27:LEU:HD21	1.86	0.57
31:b3:72:PRO:CD	31:b3:73:ASN:H	2.07	0.57
31:f3:18:PHE:CE1	32:g3:91:ARG:CG	2.84	0.57
4:z4:3:ASP:HB3	4:z4:6:THR:H	1.69	0.57
1:B5:196:GLN:C	1:B5:198:ILE:N	2.62	0.57
31:b5:126:PRO:CD	31:b5:127:SER:N	2.66	0.57
32:c5:8:VAL:HG21	32:c5:27:LEU:HD21	1.86	0.57

Continued on next page...

Continued from previous page...

Atom-1	Atom-2	Interatomic distance (Å)	Clash overlap (Å)
31:f5:18:PHE:CD1	32:g5:91:ARG:HG2	2.39	0.57
31:f5:106:PRO:CD	31:f5:107:MET:N	2.66	0.57
31:f5:157:ALA:O	31:f5:161:LEU:HG	2.04	0.57
31:b6:108:ASP:OD1	31:b6:112:ILE:CD1	2.49	0.57
31:d6:89:GLY:O	31:d6:93:ARG:HG3	2.04	0.57
31:h6:157:ALA:O	31:h6:161:LEU:HG	2.04	0.57
32:k6:8:VAL:HG21	32:k6:27:LEU:HD21	1.86	0.57
31:d7:106:PRO:CD	31:d7:107:MET:N	2.66	0.57
31:f7:106:PRO:CD	31:f7:107:MET:H	2.08	0.57
31:f7:157:ALA:O	31:f7:161:LEU:HG	2.04	0.57
32:g7:70:GLY:HA3	1:B7:195:PRO:HD2	1.85	0.57
1:B7:64:ASN:HD21	1:B7:96:ARG:NH1	2.02	0.57
1:B7:230:ARG:NH2	32:c9:10:SER:O	2.38	0.57
31:d8:106:PRO:CD	31:d8:107:MET:H	2.08	0.57
31:h9:96:THR:CB	32:i9:18:MET:HE1	2.34	0.57
31:j9:106:PRO:CD	31:j9:107:MET:N	2.66	0.57
31:j9:126:PRO:CD	31:j9:127:SER:N	2.66	0.57
32:k9:35:ASN:OD1	32:k9:38:LEU:HD12	2.04	0.57
31:l9:106:PRO:CD	31:l9:107:MET:N	2.66	0.57
31:dA:89:GLY:O	31:dA:93:ARG:HG3	2.04	0.57
31:fA:157:ALA:O	31:fA:161:LEU:HG	2.04	0.57
32:iA:8:VAL:HG21	32:iA:27:LEU:HD21	1.86	0.57
31:fC:72:PRO:CD	31:fC:73:ASN:N	2.64	0.57
31:fC:130:ILE:HG22	31:fC:134:LYS:HE3	1.87	0.57
32:iC:75:THR:OG1	32:iC:78:ARG:CG	2.53	0.57
45:aE:412:PHO:HBC3	9:dE:279:LEU:CD1	2.35	0.57
36:bE:604:CLA:H71	12:hE:46:LEU:HD13	1.87	0.57
9:dE:103:ARG:CD	10:eE:76:ILE:HG22	2.13	0.57
18:oE:48:PRO:O	18:oE:267:ARG:NH1	2.38	0.57
24:vE:58:PHE:HA	24:vE:62:CYS:HB2	1.85	0.57
31:hH:96:THR:CB	32:iH:18:MET:HE1	2.34	0.57
31:hH:106:PRO:CD	31:hH:107:MET:N	2.66	0.57
32:kH:35:ASN:OD1	32:kH:38:LEU:HD12	2.04	0.57
31:lH:89:GLY:O	31:lH:93:ARG:HG3	2.04	0.57
32:eI:8:VAL:HG21	32:eI:27:LEU:HD21	1.86	0.57
31:fI:4:PRO:CD	31:fI:5:LEU:N	2.64	0.57
32:eJ:145:PRO:HD2	32:eJ:145:PRO:O	2.03	0.57
31:hJ:60:TYR:CD1	31:hJ:67:THR:HG22	2.39	0.57
31:jJ:130:ILE:HG22	31:jJ:134:LYS:HE3	1.87	0.57
32:kJ:35:ASN:OD1	32:kJ:38:LEU:HD12	2.04	0.57
3:QB:38:ARG:HA	3:QB:41:GLU:HB2	1.87	0.57

Continued on next page...

Continued from previous page...

Atom-1	Atom-2	Interatomic distance (Å)	Clash overlap (Å)
1:BC:2:VAL:HG23	31:dC:116:ASP:CB	2.34	0.57
1:BC:23:VAL:HG21	31:fC:112:ILE:CB	2.29	0.57
7:BD:495:PHE:HB2	7:BD:503:THR:C	2.30	0.57
8:CD:192:ASN:N	40:CD:521:LMT:C1	2.67	0.57
8:CD:317:SER:HB3	18:OD:131:PHE:HE1	1.70	0.57
15:KD:10:LEU:CG	15:KD:11:PRO:CD	2.70	0.57
8:CE:311:LEU:HD12	23:UE:126:LEU:HD12	1.85	0.57
8:CE:317:SER:HB3	18:OE:131:PHE:HE1	1.70	0.57
28:EF:127:THR:C	28:EF:129:ASN:CA	2.76	0.57
33:KF:201:CYC:HMA1	33:KF:201:CYC:HB	1.69	0.57
4:YF:74:THR:OG1	4:YF:77:ARG:HD2	2.04	0.57
4:SG:34:GLY:HA2	4:SG:37:ARG:HD2	1.86	0.57
1:BH:192:LEU:O	1:BH:193:GLY:O	2.23	0.57
1:BI:23:VAL:HG21	31:fI:112:ILE:CB	2.29	0.57
1:BI:229:SER:HB3	3:V4:56:ASN:OD1	2.04	0.57
1:BJ:64:ASN:HD21	1:BJ:96:ARG:NH1	2.03	0.57
3:JK:65:VAL:HG21	33:JK:201:CYC:C1C	2.33	0.57
4:SL:58:LYS:HE3	4:SL:132:ALA:HB1	1.87	0.57
7:b1:496:GLN:HB3	9:d1:24:ARG:HG2	1.87	0.57
8:c1:141:LYS:HB2	8:c1:253:TRP:CH2	2.40	0.57
24:v1:38:ASN:HD21	24:v1:42:ASP:HB3	1.69	0.57
31:d2:157:ALA:O	31:d2:161:LEU:HG	2.04	0.57
31:j2:72:PRO:CD	31:j2:73:ASN:N	2.64	0.57
32:i3:75:THR:OG1	32:i3:78:ARG:CG	2.53	0.57
3:V4:141:LEU:HB2	3:V4:146:ALA:HB2	1.87	0.57
2:C4:504:ASN:ND2	33:aF:201:CYC:O1A	2.35	0.57
1:B5:239:ALA:O	4:1L:63:SER:HA	2.04	0.57
31:d5:126:PRO:CD	31:d5:127:SER:N	2.66	0.57
33:j5:202:CYC:HMD1	32:k5:151:GLY:HA3	1.84	0.57
31:d6:157:ALA:O	31:d6:161:LEU:HG	2.04	0.57
31:h6:96:THR:CB	32:i6:18:MET:HE1	2.34	0.57
31:b7:118:ILE:O	31:b7:122:PHE:CD2	2.54	0.57
31:b7:130:ILE:HG22	31:b7:134:LYS:HE3	1.87	0.57
1:B7:207:VAL:N	1:B7:208:PRO:CD	2.65	0.57
31:h8:106:PRO:CD	31:h8:107:MET:N	2.66	0.57
32:k8:155:ALA:O	32:k8:158:SER:OG	2.18	0.57
31:l8:72:PRO:CD	31:l8:73:ASN:N	2.64	0.57
31:f9:60:TYR:CD1	31:f9:67:THR:HG22	2.38	0.57
32:m9:8:VAL:HG21	32:m9:27:LEU:HD21	1.85	0.57
1:B9:206:PHE:CE1	3:oB:76:GLU:CB	2.88	0.57
31:fA:106:PRO:CD	31:fA:107:MET:H	2.08	0.57

Continued on next page...

Continued from previous page...

Atom-1	Atom-2	Interatomic distance (Å)	Clash overlap (Å)
32:iA:75:THR:OG1	32:iA:78:ARG:CG	2.53	0.57
3:wB:62:ARG:NH1	3:wB:124:GLU:OE2	2.37	0.57
31:bC:52:ILE:HG12	31:bC:92:LEU:CD1	2.27	0.57
31:bC:106:PRO:CD	31:bC:107:MET:N	2.66	0.57
31:fC:18:PHE:CD1	32:gC:91:ARG:HG2	2.39	0.57
32:iC:109:CYS:SG	33:iC:202:CYC:CAB	2.93	0.57
32:mC:8:VAL:HG21	32:mC:27:LEU:HD21	1.86	0.57
7:bD:498:VAL:N	9:dD:23:LYS:O	2.31	0.57
32:iH:109:CYS:SG	33:iH:202:CYC:CAB	2.93	0.57
31:jH:130:ILE:HG22	31:jH:134:LYS:HE3	1.87	0.57
31:bI:106:PRO:CD	31:bI:107:MET:H	2.08	0.57
31:jI:72:PRO:CD	31:jI:73:ASN:N	2.64	0.57
31:bJ:157:ALA:O	31:bJ:161:LEU:HG	2.03	0.57
2:CB:74:ARG:HA	27:zD:30:PRO:C	2.29	0.57
7:BD:73:GLN:CD	7:BD:84:VAL:HG23	2.29	0.57
11:FD:40:GLN:HG2	14:JD:30:GLY:HA3	1.85	0.57
40:BE:623:LMT:C1'	13:iE:1:MET:HE3	2.22	0.57
28:BG:118:ALA:CB	4:MG:33:THR:HG21	2.33	0.57
3:IG:103:PRO:CD	3:IG:104:ILE:N	2.63	0.57
29:QG:97:LEU:HD13	29:QG:153:LEU:HA	1.85	0.57
30:VG:13:ASP:OD1	30:VG:13:ASP:O	2.23	0.57
3:IL:64:ASP:OD1	3:4L:68:PRO:O	2.22	0.57
7:B1:5:TRP:NE1	42:B1:621:LHG:O10	2.37	0.57
8:C1:191:LEU:HD23	8:C1:191:LEU:H	1.69	0.57
11:F1:16:THR:HG23	11:F1:18:ARG:H	1.70	0.57
6:a1:136:ARG:C	13:i1:32:PRO:HG2	2.28	0.57
26:y1:70:LEU:HD22	26:y1:70:LEU:C	2.27	0.57
32:e2:145:PRO:HD2	32:e2:145:PRO:O	2.03	0.57
33:e2:202:CYC:CMA	33:e2:202:CYC:HB	2.18	0.57
33:m2:201:CYC:CMA	33:m2:201:CYC:HB	2.18	0.57
32:c3:8:VAL:HG21	32:c3:27:LEU:HD21	1.86	0.57
31:h3:126:PRO:CD	31:h3:127:SER:N	2.67	0.57
31:h3:157:ALA:O	31:h3:161:LEU:HG	2.04	0.57
33:m3:201:CYC:CMA	33:m3:201:CYC:HB	2.18	0.57
2:B4:701:ASP:OD1	2:B4:702:GLU:O	2.23	0.57
2:C4:154:ARG:NH2	8:cE:32:LEU:CD2	2.68	0.57
3:Q4:83:ARG:NH1	3:Q4:87:TYR:OH	2.38	0.57
1:B5:239:ALA:HB2	4:1L:62:TYR:O	2.04	0.57
32:i5:75:THR:OG1	32:i5:78:ARG:CG	2.53	0.57
32:c6:8:VAL:HG21	32:c6:27:LEU:HD21	1.86	0.57
31:l6:89:GLY:O	31:l6:93:ARG:HG3	2.04	0.57

Continued on next page...

Continued from previous page...

Atom-1	Atom-2	Interatomic distance (Å)	Clash overlap (Å)
31:b7:2:LYS:HB3	31:b7:7:GLU:OE2	2.03	0.57
32:c7:8:VAL:HG21	32:c7:27:LEU:HD21	1.86	0.57
31:f7:60:TYR:CD1	31:f7:67:THR:HG22	2.38	0.57
32:m7:8:VAL:HG21	32:m7:27:LEU:HD21	1.86	0.57
1:B7:48:TRP:CD1	1:B7:60:MET:HE1	2.40	0.57
31:f8:126:PRO:CD	31:f8:127:SER:H	2.13	0.57
33:g8:201:CYC:CMA	33:g8:201:CYC:HB	2.18	0.57
32:k8:8:VAL:HG21	32:k8:27:LEU:HD21	1.86	0.57
31:b9:108:ASP:OD1	31:b9:112:ILE:CD1	2.49	0.57
31:d9:106:PRO:CD	31:d9:107:MET:N	2.66	0.57
32:g9:121:GLY:HA2	1:B9:196:GLN:HE21	1.70	0.57
33:g9:202:CYC:CGA	1:B9:58:HIS:HB2	2.34	0.57
31:h9:126:PRO:CD	31:h9:127:SER:N	2.67	0.57
32:i9:88:ILE:CB	1:B9:68:PHE:HE1	2.18	0.57
31:l9:89:GLY:O	31:l9:93:ARG:HG3	2.04	0.57
31:l9:118:ILE:O	31:l9:122:PHE:CD2	2.54	0.57
32:cA:8:VAL:HG21	32:cA:27:LEU:HD21	1.86	0.57
31:fA:126:PRO:CD	31:fA:127:SER:N	2.66	0.57
32:gA:8:VAL:HG21	32:gA:27:LEU:HD21	1.86	0.57
31:hC:89:GLY:O	31:hC:93:ARG:HG3	2.04	0.57
8:cD:263:LEU:HB3	8:cD:428:HIS:HB2	1.86	0.57
9:dD:109:GLY:O	9:dD:112:ALA:N	2.30	0.57
18:oD:67:GLU:HG3	18:oD:273:ARG:HG3	1.85	0.57
44:cE:518:DGD:O3E	24:vE:59:ASN:ND2	2.38	0.57
3:6G:81:CYS:HA	33:6G:201:CYC:HHD	1.86	0.57
31:dH:126:PRO:CD	31:dH:127:SER:N	2.66	0.57
32:iH:8:VAL:HG21	32:iH:27:LEU:HD21	1.86	0.57
31:jI:24:ILE:HD13	32:kI:42:ASN:ND2	2.20	0.57
31:dJ:148:VAL:HG11	33:mJ:201:CYC:HMB3	1.84	0.57
31:fJ:157:ALA:O	31:fJ:161:LEU:HG	2.04	0.57
32:gJ:8:VAL:HG21	32:gJ:27:LEU:HD21	1.86	0.57
31:jJ:4:PRO:CD	31:jJ:5:LEU:N	2.64	0.57
3:6L:81:CYS:HA	33:6L:201:CYC:HHD	1.86	0.57
8:CD:311:LEU:HD12	23:UD:126:LEU:HD12	1.85	0.57
9:DD:51:GLY:HA2	9:DD:55:VAL:HG12	1.87	0.57
7:BE:233:ASN:HB3	7:BE:236:THR:HG22	1.85	0.57
7:BE:495:PHE:HB2	7:BE:503:THR:C	2.30	0.57
15:KE:9:LYS:HB2	15:KE:9:LYS:NZ	2.20	0.57
4:JG:76:ARG:HG3	3:KG:110:VAL:H	1.69	0.57
29:QG:155:GLN:C	29:QG:157:PHE:N	2.63	0.57
1:BJ:192:LEU:O	1:BJ:193:GLY:O	2.23	0.57

Continued on next page...

Continued from previous page...

Atom-1	Atom-2	Interatomic distance (Å)	Clash overlap (Å)
4:YK:77:ARG:CB	33:YK:201:CYC:HMD2	2.34	0.57
3:IL:77:MET:O	3:IL:80:THR:OG1	2.20	0.57
4:OL:47:ASN:HD22	4:OL:140:LEU:HD11	1.68	0.57
8:C1:192:ASN:CB	40:C1:520:LMT:H11	2.34	0.57
31:h2:89:GLY:O	31:h2:93:ARG:HG3	2.04	0.57
33:j2:202:CYC:HMD3	32:k2:151:GLY:CA	2.25	0.57
31:l2:4:PRO:CD	31:l2:5:LEU:N	2.64	0.57
31:b3:108:ASP:OD1	31:b3:112:ILE:CD1	2.49	0.57
31:d3:89:GLY:O	31:d3:93:ARG:HG3	2.04	0.57
32:g3:59:LEU:CD1	32:g3:130:GLY:HA3	2.35	0.57
31:l3:89:GLY:O	31:l3:93:ARG:HG3	2.04	0.57
2:B4:583:ILE:HD11	4:1G:83:ARG:NE	2.20	0.57
1:B5:48:TRP:CD1	1:B5:60:MET:HE1	2.40	0.57
31:d5:159:ASN:ND2	32:m5:46:SER:O	2.32	0.57
32:i6:75:THR:OG1	32:i6:78:ARG:CG	2.53	0.57
1:B8:192:LEU:O	1:B8:193:GLY:O	2.23	0.57
31:d8:52:ILE:HG13	31:d8:92:LEU:HD12	1.83	0.57
31:d8:89:GLY:O	31:d8:93:ARG:HG3	2.04	0.57
31:f9:130:ILE:HG22	31:f9:134:LYS:HE3	1.87	0.57
33:g9:201:CYC:CMA	33:g9:201:CYC:HB	2.18	0.57
33:j9:202:CYC:HMD3	32:k9:151:GLY:CA	2.25	0.57
31:lA:89:GLY:O	31:lA:93:ARG:HG3	2.04	0.57
7:bD:495:PHE:HD1	7:bD:495:PHE:N	2.03	0.57
8:cD:262:SER:OG	36:cD:508:CLA:NA	2.37	0.57
9:dD:80:THR:CG2	9:dD:111:TRP:NE1	2.67	0.57
11:fE:16:THR:HG23	11:fE:18:ARG:H	1.70	0.57
12:hE:47:GLN:HA	12:hE:50:ASN:HB2	1.87	0.57
18:oE:55:ARG:CG	18:oE:167:SER:OG	2.53	0.57
5:3F:45:LYS:HA	4:nF:107:ARG:HH12	1.70	0.57
33:eH:202:CYC:CMA	33:eH:202:CYC:HB	2.18	0.57
31:fH:18:PHE:CD1	32:gH:91:ARG:HG2	2.39	0.57
31:fH:72:PRO:CD	31:fH:73:ASN:N	2.64	0.57
31:fH:130:ILE:HG22	31:fH:134:LYS:HE3	1.87	0.57
33:mH:201:CYC:CMA	33:mH:201:CYC:HB	2.18	0.57
31:fI:130:ILE:HG22	31:fI:134:LYS:HE3	1.87	0.57
32:gI:59:LEU:CD1	32:gI:130:GLY:HA3	2.35	0.57
32:cJ:8:VAL:HG21	32:cJ:27:LEU:HD21	1.86	0.57
31:dJ:24:ILE:CB	33:eJ:202:CYC:HBB1	2.33	0.57
31:dJ:157:ALA:O	31:dJ:161:LEU:HG	2.04	0.57
33:gJ:201:CYC:CMA	33:gJ:201:CYC:HB	2.18	0.57
31:lJ:126:PRO:CD	31:lJ:127:SER:N	2.66	0.57

Continued on next page...

Continued from previous page...

Atom-1	Atom-2	Interatomic distance (Å)	Clash overlap (Å)
32:mJ:59:LEU:CD1	32:mJ:130:GLY:HA3	2.35	0.57
29:gK:137:LEU:C	29:gK:139:THR:H	2.11	0.57
2:BB:141:VAL:CG2	2:BB:211:GLN:HB2	2.33	0.57
2:CB:171:LEU:CG	2:CB:213:MET:SD	2.89	0.57
9:DE:236:GLU:HB2	9:DE:239:GLN:HB2	1.87	0.57
28:BG:140:PHE:HE1	3:KG:86:ASP:HB2	1.69	0.57
1:BH:199:TRP:HZ2	3:dF:59:PHE:HB2	1.68	0.57
1:BH:222:LEU:H	1:BH:222:LEU:CD2	2.06	0.57
1:BH:233:ASN:HD21	1:BH:235:VAL:HB	1.69	0.57
1:BI:68:PHE:HE1	32:iI:88:ILE:CB	2.18	0.57
1:BJ:48:TRP:CD1	1:BJ:60:MET:HE1	2.40	0.57
4:YK:74:THR:OG1	4:YK:77:ARG:HD2	2.04	0.57
4:ML:1:MET:HE1	4:ML:106:GLU:HB2	1.86	0.57
7:B1:495:PHE:HB2	7:B1:503:THR:C	2.30	0.57
8:C1:317:SER:HB3	18:O1:131:PHE:HE1	1.70	0.57
6:a1:39:PRO:HB2	36:a1:407:CLA:HAB	1.86	0.57
8:c1:251:PHE:HZ	43:c1:515:BCR:H313	1.69	0.57
8:c1:263:LEU:CD1	8:c1:428:HIS:CA	2.72	0.57
31:d2:4:PRO:CD	31:d2:5:LEU:N	2.64	0.57
32:i2:8:VAL:HG21	32:i2:27:LEU:HD21	1.86	0.57
32:i2:75:THR:OG1	32:i2:78:ARG:CG	2.53	0.57
33:g3:202:CYC:O1D	1:B3:183:ARG:NH2	2.38	0.57
31:l3:4:PRO:CD	31:l3:5:LEU:N	2.64	0.57
32:i5:109:CYS:SG	33:i5:202:CYC:CAB	2.93	0.57
31:j5:72:PRO:CD	31:j5:73:ASN:N	2.64	0.57
31:j5:126:PRO:CD	31:j5:127:SER:N	2.66	0.57
32:k5:35:ASN:OD1	32:k5:38:LEU:HD12	2.04	0.57
31:l5:106:PRO:CD	31:l5:107:MET:N	2.66	0.57
33:m6:201:CYC:CMA	33:m6:201:CYC:HB	2.18	0.57
31:b7:126:PRO:CD	31:b7:127:SER:N	2.67	0.57
32:g7:8:VAL:HG21	32:g7:27:LEU:HD21	1.86	0.57
33:j7:202:CYC:CMA	33:j7:202:CYC:HB	2.18	0.57
1:B8:233:ASN:HD21	1:B8:235:VAL:HB	1.69	0.57
31:j8:24:ILE:HD13	32:k8:42:ASN:ND2	2.20	0.57
31:b9:157:ALA:O	31:b9:161:LEU:HG	2.04	0.57
31:fA:18:PHE:CE1	32:gA:91:ARG:CG	2.84	0.57
33:jA:202:CYC:CMA	33:jA:202:CYC:HB	2.18	0.57
36:bD:604:CLA:H71	12:hD:46:LEU:HD13	1.87	0.57
18:oD:251:PRO:HD2	18:oD:254:ASN:H	1.67	0.57
6:aE:183:MET:HB3	36:aE:404:CLA:HBC2	1.85	0.57
7:bE:495:PHE:HD1	7:bE:495:PHE:N	2.03	0.57

Continued on next page...

Continued from previous page...

Atom-1	Atom-2	Interatomic distance (Å)	Clash overlap (Å)
8:cE:251:PHE:O	8:cE:252:ILE:C	2.47	0.57
8:cE:265:ALA:O	8:cE:268:LEU:HB3	2.05	0.57
4:nF:119:LEU:HD11	33:nF:201:CYC:HAA2	1.87	0.57
33:1G:201:CYC:HB	33:1G:201:CYC:HMA1	1.70	0.57
31:bH:130:ILE:HG22	31:bH:134:LYS:HE3	1.87	0.57
32:gH:8:VAL:HG21	32:gH:27:LEU:HD21	1.86	0.57
31:dI:24:ILE:CB	33:eI:202:CYC:HBB1	2.33	0.57
31:bJ:52:ILE:HG12	31:bJ:92:LEU:CD1	2.27	0.57
31:dJ:108:ASP:OD1	31:dJ:112:ILE:CD1	2.49	0.57
31:fJ:60:TYR:CD1	31:fJ:67:THR:HG22	2.38	0.57
31:hJ:157:ALA:O	31:hJ:161:LEU:HG	2.04	0.57
32:iJ:8:VAL:HG21	32:iJ:27:LEU:HD21	1.86	0.57
33:1L:201:CYC:HMA1	33:1L:201:CYC:HB	1.70	0.57
2:BB:583:ILE:CD1	4:1L:83:ARG:NE	2.68	0.56
8:CD:407:VAL:CG2	8:CD:412:TRP:HB2	2.33	0.56
9:DD:106:GLN:HG2	9:DD:106:GLN:O	2.04	0.56
9:DD:236:GLU:HB2	9:DD:239:GLN:HB2	1.87	0.56
9:DE:88:SER:HB2	10:EE:69:ARG:NH2	2.17	0.56
1:BH:48:TRP:CD1	1:BH:60:MET:HE1	2.40	0.56
4:IK:63:SER:C	4:IK:65:ILE:N	2.63	0.56
28:BL:121:TYR:N	28:BL:121:TYR:CD1	2.71	0.56
30:VL:16:ARG:HG3	30:VL:17:TYR:O	2.04	0.56
7:b1:495:PHE:HD1	7:b1:495:PHE:N	2.03	0.56
9:d1:51:GLY:HA2	9:d1:55:VAL:HG12	1.87	0.56
15:k1:10:LEU:O	15:k1:10:LEU:HD23	2.05	0.56
32:i2:109:CYS:SG	33:i2:202:CYC:CAB	2.93	0.56
31:l2:73:ASN:ND2	31:l2:122:PHE:O	2.37	0.56
1:B2:48:TRP:CD1	1:B2:60:MET:HE1	2.40	0.56
31:f3:72:PRO:CD	31:f3:73:ASN:N	2.64	0.56
32:i3:8:VAL:HG21	32:i3:27:LEU:HD21	1.86	0.56
31:l3:73:ASN:ND2	31:l3:122:PHE:O	2.37	0.56
4:T4:113:LYS:CE	4:aB:161:SER:HB2	2.35	0.56
2:B4:548:SER:OG	4:5G:10:ASN:HA	2.05	0.56
31:j5:130:ILE:HG22	31:j5:134:LYS:HE3	1.87	0.56
33:j5:202:CYC:CMA	33:j5:202:CYC:HB	2.18	0.56
32:m5:8:VAL:HG21	32:m5:27:LEU:HD21	1.86	0.56
31:f6:2:LYS:HA	1:B6:26:ASP:OD1	2.04	0.56
31:f6:130:ILE:HG22	31:f6:134:LYS:HE3	1.87	0.56
31:f6:157:ALA:O	31:f6:161:LEU:HG	2.04	0.56
31:j6:24:ILE:HD13	32:k6:42:ASN:ND2	2.20	0.56
31:d7:126:PRO:CD	31:d7:127:SER:N	2.66	0.56

Continued on next page...

Continued from previous page...

Atom-1	Atom-2	Interatomic distance (Å)	Clash overlap (Å)
31:h7:73:ASN:ND2	31:h7:122:PHE:O	2.37	0.56
33:i7:201:CYC:CMA	33:i7:201:CYC:HB	2.18	0.56
31:f8:157:ALA:O	31:f8:161:LEU:HG	2.04	0.56
33:m8:201:CYC:CMA	33:m8:201:CYC:HB	2.18	0.56
33:c9:202:CYC:CMA	33:c9:202:CYC:HB	2.18	0.56
32:i9:116:THR:HA	1:B9:75:PHE:CE1	2.39	0.56
31:hA:89:GLY:O	31:hA:93:ARG:HG3	2.04	0.56
31:hA:157:ALA:O	31:hA:161:LEU:HG	2.04	0.56
4:aB:51:ILE:O	4:aB:55:ALA:N	2.37	0.56
33:iC:201:CYC:CMA	33:iC:201:CYC:HB	2.18	0.56
32:kC:8:VAL:HG21	32:kC:27:LEU:HD21	1.86	0.56
6:aD:39:PRO:HB2	36:aD:406:CLA:HAB	1.86	0.56
44:cD:518:DGD:O3E	24:vD:59:ASN:ND2	2.38	0.56
11:fD:30:VAL:N	11:fD:33:LEU:HD23	2.19	0.56
15:kD:10:LEU:O	15:kD:10:LEU:HD23	2.05	0.56
8:cE:13:ARG:HB3	36:cE:512:CLA:HED2	1.85	0.56
3:kF:57:GLN:O	3:kF:61:LYS:NZ	2.38	0.56
32:gH:59:LEU:CD1	32:gH:130:GLY:HA3	2.35	0.56
33:jH:202:CYC:HMD1	32:kH:151:GLY:HA3	1.83	0.56
31:bJ:130:ILE:HG22	31:bJ:134:LYS:HE3	1.87	0.56
31:fJ:106:PRO:CD	31:fJ:107:MET:N	2.66	0.56
30:mK:102:ASP:OD1	30:mK:102:ASP:O	2.22	0.56
1:BA:218:PRO:CG	3:uB:75:GLU:CD	2.68	0.56
2:BB:430:ASN:ND2	4:ML:110:ASN:OD1	2.38	0.56
1:BC:48:TRP:CD1	1:BC:60:MET:HE1	2.40	0.56
8:CD:298:GLN:HE21	8:CD:345:PHE:HB2	1.71	0.56
11:FD:16:THR:HG23	11:FD:18:ARG:H	1.70	0.56
19:QE:57:THR:OG1	19:QE:58:GLU:N	2.38	0.56
21:SE:26:UNK:O	7:bE:476:ARG:HG2	2.04	0.56
4:YF:77:ARG:CB	33:YF:201:CYC:HMD2	2.33	0.56
4:YF:121:VAL:CG1	33:YF:201:CYC:NC	2.69	0.56
28:BG:119:THR:HG21	4:MG:151:ILE:CD1	2.22	0.56
28:BG:121:TYR:N	28:BG:121:TYR:CD1	2.71	0.56
3:IG:4:VAL:CG1	3:IG:8:ILE:HG13	2.31	0.56
30:VG:16:ARG:HG3	30:VG:17:TYR:O	2.04	0.56
4:JL:76:ARG:HG3	3:KL:110:VAL:H	1.69	0.56
7:B1:24:LEU:HD11	36:H1:101:CLA:HAB	1.86	0.56
8:C1:13:ARG:HH11	8:C1:13:ARG:CG	2.13	0.56
8:C1:59:VAL:CB	15:K1:10:LEU:CB	2.77	0.56
9:D1:236:GLU:HB2	9:D1:239:GLN:HB2	1.87	0.56
7:b1:161:LEU:HD11	8:cD:193:PRO:HD2	1.86	0.56

Continued on next page...

Continued from previous page...

Atom-1	Atom-2	Interatomic distance (Å)	Clash overlap (Å)
32:i2:88:ILE:CB	1:B2:68:PHE:HE1	2.18	0.56
31:l2:130:ILE:HG22	31:l2:134:LYS:HE3	1.87	0.56
32:i3:109:CYS:SG	33:i3:202:CYC:CAB	2.93	0.56
31:l3:4:PRO:CD	31:l3:5:LEU:H	2.04	0.56
31:l3:130:ILE:HG22	31:l3:134:LYS:HE3	1.87	0.56
2:C4:74:ARG:C	27:zE:30:PRO:HB2	2.30	0.56
31:d5:157:ALA:O	31:d5:161:LEU:HG	2.04	0.56
31:h5:89:GLY:O	31:h5:93:ARG:HG3	2.04	0.56
32:k5:64:PRO:HD2	32:k5:65:GLN:N	2.21	0.56
33:c6:201:CYC:CMA	1:B6:126:ILE:HG23	2.32	0.56
31:b8:126:PRO:CD	31:b8:127:SER:N	2.66	0.56
32:m8:8:VAL:HG21	32:m8:27:LEU:HD21	1.86	0.56
32:g9:8:VAL:HG21	32:g9:27:LEU:HD21	1.86	0.56
31:h9:106:PRO:CD	31:h9:107:MET:H	2.08	0.56
32:i9:59:LEU:CD1	32:i9:130:GLY:HA3	2.35	0.56
31:j9:44:LEU:HD12	31:j9:99:LEU:HD12	1.88	0.56
31:l9:126:PRO:CD	31:l9:127:SER:N	2.66	0.56
33:iA:201:CYC:CMA	33:iA:201:CYC:HB	2.18	0.56
33:mA:201:CYC:CMA	33:mA:201:CYC:HB	2.18	0.56
33:cC:202:CYC:CMA	33:cC:202:CYC:HB	2.18	0.56
33:eC:202:CYC:CMA	33:eC:202:CYC:HB	2.18	0.56
33:gC:302:CYC:CMA	33:gC:302:CYC:HB	2.18	0.56
31:jC:24:ILE:HD13	32:kC:42:ASN:ND2	2.20	0.56
32:kC:64:PRO:HD2	32:kC:65:GLN:N	2.21	0.56
7:bD:496:GLN:HB3	9:dD:24:ARG:HG2	1.87	0.56
8:cD:259:LEU:CD2	36:cD:510:CLA:CHD	2.75	0.56
9:dD:102:THR:HG21	40:dD:413:LMT:C6'	2.34	0.56
11:fD:16:THR:HG23	11:fD:18:ARG:H	1.70	0.56
12:hD:47:GLN:HA	12:hD:50:ASN:HB2	1.87	0.56
36:bE:615:CLA:H2	36:hE:102:CLA:HBB2	1.85	0.56
8:cE:16:GLU:HG3	30:mF:63:PRO:CG	2.29	0.56
4:hF:84:ASP:OD2	33:hF:201:CYC:CHB	2.49	0.56
31:fI:157:ALA:O	31:fI:161:LEU:HG	2.04	0.56
31:hI:106:PRO:CD	31:hI:107:MET:N	2.66	0.56
32:iI:8:VAL:HG21	32:iI:27:LEU:HD21	1.86	0.56
33:jI:202:CYC:CMA	33:jI:202:CYC:HB	2.18	0.56
31:jJ:106:PRO:O	31:jJ:110:TYR:CD2	2.55	0.56
32:mJ:8:VAL:HG21	32:mJ:27:LEU:HD21	1.86	0.56
1:BA:199:TRP:N	1:BA:199:TRP:CE3	2.73	0.56
2:CB:303:ARG:CZ	33:hK:201:CYC:O1A	2.53	0.56
2:CB:489:LYS:NZ	4:YK:76:ARG:NH2	2.47	0.56

Continued on next page...

Continued from previous page...

Atom-1	Atom-2	Interatomic distance (Å)	Clash overlap (Å)
3:QB:83:ARG:NH1	3:QB:87:TYR:OH	2.38	0.56
3:VB:86:ASP:OD2	1:B6:235:VAL:CG1	2.53	0.56
33:VB:201:CYC:CAA	4:aB:62:TYR:CD2	2.87	0.56
7:BD:233:ASN:HB3	7:BD:236:THR:HG22	1.85	0.56
24:VD:38:ASN:HD21	24:VD:42:ASP:HB3	1.69	0.56
8:CE:133:PHE:HE1	8:CE:150:TYR:CE2	2.20	0.56
8:CE:298:GLN:HE21	8:CE:345:PHE:HB2	1.71	0.56
11:FE:16:THR:HG23	11:FE:18:ARG:H	1.70	0.56
18:OE:48:PRO:O	18:OE:267:ARG:NH1	2.38	0.56
3:JF:52:LYS:HZ2	1:BH:228:VAL:CA	2.11	0.56
28:BG:144:ALA:CB	3:KG:75:GLU:OE2	2.53	0.56
3:IG:26:ILE:HD13	4:JG:97:LEU:HD13	1.88	0.56
3:IG:83:ARG:CZ	33:IG:201:CYC:HMA3	2.34	0.56
3:IG:85:LEU:O	3:IG:89:LEU:HG	2.05	0.56
3:IG:101:VAL:O	3:IG:105:GLU:HG3	2.06	0.56
3:KG:114:GLU:CG	2:B4:646:LYS:HZ1	2.18	0.56
4:SG:58:LYS:HE3	4:SG:132:ALA:HB1	1.87	0.56
1:BH:230:ARG:HD2	1:BH:230:ARG:H	1.71	0.56
1:BI:64:ASN:HD21	1:BI:96:ARG:NH1	2.03	0.56
1:BI:235:VAL:CG1	3:V4:86:ASP:OD2	2.53	0.56
28:EK:140:PHE:CD1	3:ZK:83:ARG:CA	2.89	0.56
4:YK:121:VAL:CG1	33:YK:201:CYC:NC	2.68	0.56
3:NL:75:GLU:OE2	1:B5:197:VAL:HB	1.96	0.56
8:C1:313:ALA:HB2	23:U1:126:LEU:HD23	1.87	0.56
8:C1:390:SER:HG	8:C1:394:VAL:HG23	1.71	0.56
19:Q1:61:SER:HA	19:Q1:64:GLN:HB2	1.87	0.56
45:a1:413:PHO:HBC3	9:d1:279:LEU:CD1	2.35	0.56
7:b1:74:SER:HA	7:b1:92:SER:HB2	1.88	0.56
7:b1:495:PHE:N	7:b1:495:PHE:CD1	2.73	0.56
36:b1:604:CLA:H71	12:h1:46:LEU:HD13	1.87	0.56
8:c1:257:ALA:HB2	8:c1:435:ALA:CB	2.34	0.56
8:c1:337:ILE:HG21	8:c1:346:TRP:HB2	1.85	0.56
11:f1:30:VAL:N	11:f1:33:LEU:HD23	2.19	0.56
24:v1:79:LEU:HD13	24:v1:144:ILE:HD11	1.86	0.56
32:e2:8:VAL:HG21	32:e2:27:LEU:HD21	1.86	0.56
31:h2:44:LEU:HD12	31:h2:99:LEU:HD12	1.88	0.56
31:l2:106:PRO:CD	31:l2:107:MET:N	2.66	0.56
1:B2:64:ASN:HD21	1:B2:96:ARG:NH1	2.02	0.56
31:d3:157:ALA:O	31:d3:161:LEU:HG	2.04	0.56
31:f3:130:ILE:HG22	31:f3:134:LYS:HE3	1.87	0.56
33:j3:202:CYC:CMA	33:j3:202:CYC:HB	2.18	0.56

Continued on next page...

Continued from previous page...

Atom-1	Atom-2	Interatomic distance (Å)	Clash overlap (Å)
1:B3:240:LEU:HD23	4:W4:67:ARG:NH2	2.19	0.56
3:O4:2:SER:N	4:P4:3:ASP:OD2	2.37	0.56
3:Q4:38:ARG:HA	3:Q4:41:GLU:HB2	1.87	0.56
32:g5:8:VAL:HG21	32:g5:27:LEU:HD21	1.86	0.56
31:h5:157:ALA:O	31:h5:161:LEU:HG	2.04	0.56
32:i5:8:VAL:HG21	32:i5:27:LEU:HD21	1.86	0.56
32:i5:59:LEU:CD1	32:i5:130:GLY:HA3	2.36	0.56
31:j5:44:LEU:HD12	31:j5:99:LEU:HD12	1.88	0.56
32:k5:117:TYR:CA	32:k5:122:THR:OG1	2.54	0.56
31:b6:4:PRO:CD	31:b6:5:LEU:N	2.64	0.56
31:f6:60:TYR:CD1	31:f6:67:THR:HG22	2.38	0.56
32:k6:64:PRO:HD2	32:k6:65:GLN:N	2.21	0.56
31:b7:106:PRO:CD	31:b7:107:MET:N	2.66	0.56
33:c7:202:CYC:CMA	33:c7:202:CYC:HB	2.18	0.56
31:f7:130:ILE:HG22	31:f7:134:LYS:HE3	1.87	0.56
33:g7:201:CYC:CMA	33:g7:201:CYC:HB	2.18	0.56
32:i7:8:VAL:HG21	32:i7:27:LEU:HD21	1.86	0.56
32:i7:117:TYR:CA	32:i7:122:THR:OG1	2.54	0.56
31:j7:24:ILE:HD13	32:k7:42:ASN:ND2	2.20	0.56
33:j7:202:CYC:CBC	32:k7:153:CYS:CB	2.83	0.56
32:k7:64:PRO:HD2	32:k7:65:GLN:N	2.21	0.56
32:k7:117:TYR:CA	32:k7:122:THR:OG1	2.54	0.56
1:B7:192:LEU:HD22	1:B7:194:PHE:CE2	2.40	0.56
1:B8:48:TRP:CD1	1:B8:60:MET:HE1	2.40	0.56
31:b8:4:PRO:CD	31:b8:5:LEU:N	2.64	0.56
33:e8:202:CYC:CMA	33:e8:202:CYC:HB	2.18	0.56
33:i8:201:CYC:CMA	33:i8:201:CYC:HB	2.18	0.56
31:j8:44:LEU:HD12	31:j8:99:LEU:HD12	1.88	0.56
31:j8:108:ASP:OD1	31:j8:112:ILE:CD1	2.48	0.56
31:j8:130:ILE:HG22	31:j8:134:LYS:HE3	1.87	0.56
32:k8:117:TYR:CA	32:k8:122:THR:OG1	2.54	0.56
31:d9:24:ILE:CB	33:e9:202:CYC:HBB1	2.33	0.56
32:e9:8:VAL:HG21	32:e9:27:LEU:HD21	1.86	0.56
32:i9:109:CYS:SG	33:i9:202:CYC:CAB	2.93	0.56
32:i9:117:TYR:CA	32:i9:122:THR:OG1	2.54	0.56
33:j9:202:CYC:CBC	32:k9:153:CYS:CB	2.83	0.56
32:k9:64:PRO:HD2	32:k9:65:GLN:N	2.21	0.56
1:B9:48:TRP:CD1	1:B9:60:MET:HE1	2.40	0.56
1:B9:64:ASN:HD21	1:B9:96:ARG:NH1	2.02	0.56
1:B9:217:ASP:HB3	3:wB:79:ALA:HB2	1.87	0.56
33:cA:202:CYC:CMA	33:cA:202:CYC:HB	2.18	0.56

Continued on next page...

Continued from previous page...

Atom-1	Atom-2	Interatomic distance (Å)	Clash overlap (Å)
32:iA:117:TYR:CA	32:iA:122:THR:OG1	2.54	0.56
31:jA:72:PRO:CD	31:jA:73:ASN:N	2.64	0.56
4:aB:61:LEU:CD2	4:aB:62:TYR:HD1	2.18	0.56
32:cC:8:VAL:HG21	32:cC:27:LEU:HD21	1.86	0.56
32:cC:114:ARG:NH2	32:cC:169:ALA:O	2.39	0.56
31:jC:106:PRO:CD	31:jC:107:MET:N	2.66	0.56
13:iD:1:MET:HE2	13:iD:1:MET:H1	1.71	0.56
15:kD:15:SER:O	15:kD:16:ILE:C	2.47	0.56
8:cE:305:LEU:HD11	8:cE:315:ILE:CG2	2.34	0.56
15:kE:10:LEU:O	15:kE:10:LEU:HD23	2.05	0.56
4:hF:84:ASP:OD1	33:hF:201:CYC:HHB	2.05	0.56
4:lF:44:ILE:HG21	4:lF:93:THR:HG21	1.86	0.56
30:mF:102:ASP:OD1	30:mF:102:ASP:O	2.22	0.56
31:dH:44:LEU:HD12	31:dH:99:LEU:HD12	1.88	0.56
33:gH:201:CYC:CMA	33:gH:201:CYC:HB	2.18	0.56
32:iH:75:THR:OG1	32:iH:78:ARG:CG	2.53	0.56
32:kH:117:TYR:CA	32:kH:122:THR:OG1	2.54	0.56
32:cI:64:PRO:HD2	32:cI:65:GLN:N	2.21	0.56
31:fI:106:PRO:CD	31:fI:107:MET:N	2.66	0.56
32:iI:64:PRO:HD2	32:iI:65:GLN:N	2.21	0.56
32:iI:109:CYS:SG	33:iI:202:CYC:CAB	2.93	0.56
32:iI:117:TYR:CA	32:iI:122:THR:OG1	2.54	0.56
33:iI:201:CYC:CMA	33:iI:201:CYC:HB	2.18	0.56
31:jI:157:ALA:O	31:jI:161:LEU:HG	2.04	0.56
33:iJ:201:CYC:CMA	33:iJ:201:CYC:HB	2.18	0.56
33:jJ:202:CYC:HMD1	32:kJ:151:GLY:HA3	1.84	0.56
1:BA:183:ARG:NH2	33:gA:301:CYC:O1D	2.38	0.56
1:BA:201:THR:OG1	1:BA:202:SER:N	2.31	0.56
2:BB:701:ASP:OD1	2:BB:702:GLU:O	2.23	0.56
3:XB:53:GLU:HB3	1:B9:190:THR:CG2	2.35	0.56
8:CD:13:ARG:HH11	8:CD:13:ARG:CG	2.13	0.56
19:QD:57:THR:OG1	19:QD:58:GLU:N	2.38	0.56
6:AE:210:LEU:HD13	45:DE:401:PHO:HND	1.63	0.56
6:AE:210:LEU:HD11	45:DE:401:PHO:C4D	2.35	0.56
3:IG:51:ILE:HD11	3:IG:89:LEU:HD12	1.88	0.56
4:MG:1:MET:HE1	4:MG:106:GLU:HB2	1.86	0.56
1:BJ:235:VAL:CG1	3:4G:79:ALA:HB3	2.36	0.56
4:IK:56:VAL:O	4:IK:61:LEU:HD23	2.05	0.56
28:BL:144:ALA:CB	3:KL:75:GLU:OE2	2.53	0.56
3:IL:112:VAL:O	3:IL:112:VAL:HG12	2.05	0.56
8:C1:60:SER:HB3	15:K1:10:LEU:HG	1.87	0.56

Continued on next page...

Continued from previous page...

Atom-1	Atom-2	Interatomic distance (Å)	Clash overlap (Å)
8:C1:390:SER:CB	8:C1:394:VAL:CG2	2.84	0.56
36:C1:503:CLA:H201	36:C1:509:CLA:HBB1	1.88	0.56
18:O1:59:PRO:HG2	18:O1:164:ILE:HD13	1.88	0.56
7:b1:492:TRP:HA	7:b1:492:TRP:CE3	2.40	0.56
11:f1:16:THR:HG23	11:f1:18:ARG:H	1.70	0.56
31:h2:72:PRO:CD	31:h2:73:ASN:N	2.64	0.56
31:j2:108:ASP:OD1	31:j2:112:ILE:CD1	2.48	0.56
32:m2:139:LEU:HD21	32:m2:160:ILE:HB	1.88	0.56
1:B2:206:PHE:HA	4:t4:62:TYR:CD2	2.40	0.56
32:g3:8:VAL:HG21	32:g3:27:LEU:HD21	1.86	0.56
31:l3:118:ILE:HG23	31:l3:122:PHE:CD2	2.41	0.56
4:a4:49:ALA:HA	4:a4:52:VAL:CG2	2.35	0.56
31:d5:52:ILE:HG12	31:d5:92:LEU:CD1	2.28	0.56
31:f5:130:ILE:HG22	31:f5:134:LYS:HE3	1.87	0.56
31:h5:44:LEU:HD12	31:h5:99:LEU:HD12	1.88	0.56
31:j5:24:ILE:HD13	32:k5:42:ASN:ND2	2.20	0.56
33:j5:202:CYC:HMD3	32:k5:151:GLY:CA	2.25	0.56
31:b6:130:ILE:HG22	31:b6:134:LYS:HE3	1.87	0.56
33:c6:202:CYC:CMA	33:c6:202:CYC:HB	2.19	0.56
32:i6:117:TYR:CA	32:i6:122:THR:OG1	2.54	0.56
32:m6:117:TYR:CA	32:m6:122:THR:OG1	2.54	0.56
32:g7:114:ARG:NH2	32:g7:169:ALA:O	2.39	0.56
32:i7:151:GLY:CA	33:i7:201:CYC:HMD1	2.24	0.56
1:B8:64:ASN:HD21	1:B8:96:ARG:NH1	2.02	0.56
31:b8:106:PRO:O	31:b8:110:TYR:CD2	2.55	0.56
32:m8:117:TYR:CA	32:m8:122:THR:OG1	2.54	0.56
31:d9:44:LEU:HD12	31:d9:99:LEU:HD12	1.88	0.56
31:f9:2:LYS:HA	1:B9:26:ASP:OD1	2.04	0.56
32:g9:139:LEU:HD21	32:g9:160:ILE:HB	1.88	0.56
1:B9:233:ASN:ND2	1:B9:233:ASN:H	2.02	0.56
32:gC:8:VAL:HG21	32:gC:27:LEU:HD21	1.86	0.56
32:gC:64:PRO:HD2	32:gC:65:GLN:N	2.21	0.56
32:iC:8:VAL:HG21	32:iC:27:LEU:HD21	1.86	0.56
31:jC:130:ILE:HG22	31:jC:134:LYS:HE3	1.87	0.56
36:bD:615:CLA:H2	36:hD:102:CLA:HBB2	1.85	0.56
9:dD:227:GLU:N	30:mK:60:LYS:HE2	2.07	0.56
6:aE:39:PRO:HB2	36:aE:406:CLA:HAB	1.86	0.56
9:dE:89:LEU:HB3	9:dE:91:PHE:CZ	2.36	0.56
32:cH:114:ARG:NH2	32:cH:169:ALA:O	2.39	0.56
31:dH:148:VAL:HG11	33:mH:201:CYC:HMB3	1.84	0.56
31:dI:44:LEU:HD12	31:dI:99:LEU:HD12	1.88	0.56

Continued on next page...

Continued from previous page...

Atom-1	Atom-2	Interatomic distance (Å)	Clash overlap (Å)
32:eI:145:PRO:HD2	32:eI:145:PRO:O	2.03	0.56
32:gI:114:ARG:NH2	32:gI:169:ALA:O	2.38	0.56
31:lI:118:ILE:HG23	31:lI:122:PHE:CD2	2.41	0.56
32:mI:117:TYR:CA	32:mI:122:THR:OG1	2.54	0.56
33:cJ:202:CYC:HB	33:cJ:202:CYC:CMA	2.18	0.56
3:kK:57:GLN:O	3:kK:61:LYS:NZ	2.38	0.56
1:BA:48:TRP:CD1	1:BA:60:MET:HE1	2.40	0.56
2:BB:84:PHE:CD2	7:BD:127:ARG:NE	2.73	0.56
2:CB:255:GLN:HG3	2:CB:395:THR:CG2	2.27	0.56
8:CD:390:SER:CB	8:CD:394:VAL:CG2	2.84	0.56
19:QD:61:SER:HA	19:QD:64:GLN:HB2	1.87	0.56
9:DE:51:GLY:HA2	9:DE:55:VAL:HG12	1.87	0.56
9:DE:111:TRP:O	9:DE:112:ALA:C	2.47	0.56
28:EF:140:PHE:CD1	3:ZF:83:ARG:CA	2.89	0.56
3:IG:94:TYR:HD1	4:JG:9:ILE:HD12	1.71	0.56
1:BI:104:TYR:HE2	32:cI:112:GLY:CA	2.12	0.56
3:IL:25:ARG:O	3:IL:28:SER:OG	2.22	0.56
3:IL:85:LEU:O	3:IL:89:LEU:HG	2.05	0.56
3:IL:129:GLY:O	3:IL:133:MET:HG2	2.06	0.56
8:C1:298:GLN:HE21	8:C1:345:PHE:HB2	1.71	0.56
9:D1:106:GLN:HG2	9:D1:106:GLN:O	2.04	0.56
18:O1:55:ARG:HG2	18:O1:167:SER:CB	2.35	0.56
7:b1:75:TRP:N	7:b1:75:TRP:CD1	2.73	0.56
15:k1:14:TYR:HE1	27:z1:5:PHE:CE2	2.23	0.56
31:d2:106:PRO:CD	31:d2:107:MET:N	2.66	0.56
31:f2:18:PHE:CD1	32:g2:91:ARG:HG2	2.39	0.56
32:g2:64:PRO:HD2	32:g2:65:GLN:N	2.21	0.56
33:g2:201:CYC:CMA	33:g2:201:CYC:HB	2.18	0.56
31:h2:106:PRO:CD	31:h2:107:MET:N	2.66	0.56
32:m2:123:PRO:HD2	32:m2:123:PRO:O	2.06	0.56
31:b3:118:ILE:HG23	31:b3:122:PHE:CD2	2.41	0.56
32:g3:139:LEU:HD21	32:g3:160:ILE:HB	1.88	0.56
33:g3:201:CYC:CMA	33:g3:201:CYC:HB	2.18	0.56
31:j3:24:ILE:HD13	32:k3:42:ASN:ND2	2.20	0.56
2:C4:74:ARG:C	27:zE:30:PRO:CG	2.78	0.56
2:C4:348:PHE:O	4:eF:107:ARG:NH1	2.38	0.56
32:e5:64:PRO:HD2	32:e5:65:GLN:N	2.21	0.56
33:e5:202:CYC:HB	33:e5:202:CYC:CMA	2.18	0.56
33:g5:201:CYC:CMA	33:g5:201:CYC:HB	2.18	0.56
32:i5:64:PRO:HD2	32:i5:65:GLN:N	2.21	0.56
32:m5:139:LEU:HD21	32:m5:160:ILE:HB	1.88	0.56

Continued on next page...

Continued from previous page...

Atom-1	Atom-2	Interatomic distance (Å)	Clash overlap (Å)
32:g6:139:LEU:HD21	32:g6:160:ILE:HB	1.88	0.56
33:j6:202:CYC:C3D	32:k6:149:THR:OG1	2.54	0.56
32:i8:75:THR:OG1	32:i8:78:ARG:CG	2.53	0.56
33:j8:202:CYC:C3D	32:k8:149:THR:OG1	2.54	0.56
31:l8:118:ILE:HG23	31:l8:122:PHE:CD2	2.41	0.56
31:l9:130:ILE:HG22	31:l9:134:LYS:HE3	1.87	0.56
31:bA:106:PRO:CD	31:bA:107:MET:H	2.08	0.56
32:cA:64:PRO:HD2	32:cA:65:GLN:N	2.21	0.56
31:fA:130:ILE:HG22	31:fA:134:LYS:HE3	1.87	0.56
33:gA:302:CYC:CMA	33:gA:302:CYC:HB	2.18	0.56
7:bD:423:PHE:HB3	7:bD:429:PRO:HB3	1.88	0.56
15:kD:14:TYR:HE1	27:zD:5:PHE:CE2	2.23	0.56
24:vD:79:LEU:HD13	24:vD:144:ILE:HD11	1.86	0.56
7:bE:423:PHE:HB3	7:bE:429:PRO:HB3	1.88	0.56
9:dE:102:THR:HG21	40:dE:413:LMT:C6'	2.33	0.56
4:aF:2:GLN:NE2	29:gF:167:THR:HG22	2.21	0.56
29:gF:55:ALA:HB2	29:gF:134:LEU:HD21	1.83	0.56
32:iH:117:TYR:CA	32:iH:122:THR:OG1	2.54	0.56
31:jH:24:ILE:HD13	32:kH:42:ASN:ND2	2.20	0.56
32:mH:117:TYR:CA	32:mH:122:THR:OG1	2.54	0.56
33:cI:202:CYC:CMA	33:cI:202:CYC:HB	2.18	0.56
32:kI:59:LEU:CD1	32:kI:130:GLY:HA3	2.36	0.56
32:gJ:64:PRO:HD2	32:gJ:65:GLN:N	2.21	0.56
32:iJ:64:PRO:HD2	32:iJ:65:GLN:N	2.21	0.56
32:iJ:117:TYR:CA	32:iJ:122:THR:OG1	2.54	0.56
33:jJ:202:CYC:C3D	32:kJ:149:THR:OG1	2.54	0.56
31:lJ:89:GLY:O	31:lJ:93:ARG:HG3	2.04	0.56
4:aK:2:GLN:NE2	29:gK:167:THR:HG22	2.21	0.56
29:gK:55:ALA:HB2	29:gK:134:LEU:HD21	1.83	0.56
4:TB:64:ASP:C	4:TB:67:ARG:HD2	2.30	0.56
33:VB:201:CYC:CHA	4:aB:62:TYR:CZ	2.80	0.56
1:BC:230:ARG:NH1	32:cI:10:SER:C	2.59	0.56
36:CD:503:CLA:H201	36:CD:509:CLA:HBB1	1.88	0.56
7:BE:492:TRP:C	7:BE:494:ASN:N	2.64	0.56
8:CE:13:ARG:HH11	8:CE:13:ARG:CG	2.13	0.56
24:VE:38:ASN:HD21	24:VE:42:ASP:HB3	1.69	0.56
3:IG:51:ILE:CG1	3:IG:89:LEU:HD12	2.34	0.56
3:IG:64:ASP:OD1	3:4G:68:PRO:O	2.22	0.56
3:IG:86:ASP:CB	1:BJ:211:LYS:HE2	2.36	0.56
1:BI:75:PHE:CE1	32:iI:116:THR:HA	2.39	0.56
28:BL:122:LEU:H	28:BL:122:LEU:CD2	2.11	0.56

Continued on next page...

Continued from previous page...

Atom-1	Atom-2	Interatomic distance (Å)	Clash overlap (Å)
7:B1:423:PHE:HB3	7:B1:429:PRO:HB3	1.88	0.56
43:B1:615:BCR:H313	39:B1:618:LMG:H112	1.88	0.56
36:a1:406:CLA:HAB	36:d1:406:CLA:H51	1.88	0.56
7:b1:423:PHE:HB3	7:b1:429:PRO:HB3	1.88	0.56
8:c1:134:PHE:CD1	8:c1:134:PHE:N	2.72	0.56
8:c1:256:GLU:O	8:c1:259:LEU:CA	2.53	0.56
12:h1:47:GLN:HA	12:h1:50:ASN:HB2	1.87	0.56
31:f2:60:TYR:CD1	31:f2:67:THR:HG22	2.38	0.56
31:f2:72:PRO:CD	31:f2:73:ASN:N	2.64	0.56
32:i2:123:PRO:HD2	32:i2:123:PRO:O	2.06	0.56
33:e3:202:CYC:CMA	33:e3:202:CYC:HB	2.18	0.56
32:i3:88:ILE:CB	1:B3:68:PHE:HE1	2.19	0.56
32:i3:117:TYR:CA	32:i3:122:THR:OG1	2.54	0.56
33:j3:202:CYC:C3D	32:k3:149:THR:OG1	2.54	0.56
1:B3:64:ASN:HD21	1:B3:96:ARG:NH1	2.03	0.56
4:t4:90:ARG:NH2	4:t4:94:TYR:OH	2.39	0.56
1:B5:64:ASN:HD21	1:B5:96:ARG:NH1	2.02	0.56
1:B5:233:ASN:HD21	1:B5:235:VAL:HB	1.69	0.56
32:c5:123:PRO:O	32:c5:123:PRO:HD2	2.06	0.56
33:c5:202:CYC:HB	33:c5:202:CYC:CMA	2.19	0.56
31:f5:60:TYR:CD1	31:f5:67:THR:HG22	2.38	0.56
32:g5:114:ARG:NH2	32:g5:169:ALA:O	2.38	0.56
32:e6:59:LEU:CD1	32:e6:130:GLY:HA3	2.35	0.56
33:i6:201:CYC:CMA	33:i6:201:CYC:HB	2.18	0.56
32:k6:139:LEU:HD21	32:k6:160:ILE:HB	1.88	0.56
33:j7:202:CYC:C3D	32:k7:149:THR:OG1	2.54	0.56
32:m7:123:PRO:HD2	32:m7:123:PRO:O	2.06	0.56
31:b8:118:ILE:HG23	31:b8:122:PHE:CD2	2.41	0.56
32:c8:123:PRO:HD2	32:c8:123:PRO:O	2.06	0.56
32:e8:123:PRO:HD2	32:e8:123:PRO:O	2.06	0.56
32:i8:8:VAL:HG21	32:i8:27:LEU:HD21	1.86	0.56
32:c9:123:PRO:HD2	32:c9:123:PRO:O	2.06	0.56
31:j9:24:ILE:HD13	32:k9:42:ASN:ND2	2.20	0.56
31:dA:108:ASP:OD1	31:dA:112:ILE:CD1	2.49	0.56
32:gA:139:LEU:HD21	32:gA:160:ILE:HB	1.88	0.56
32:iA:123:PRO:HD2	32:iA:123:PRO:O	2.06	0.56
3:uB:20:PRO:HA	3:uB:23:LEU:HB2	1.87	0.56
31:bC:118:ILE:HG23	31:bC:122:PHE:CD2	2.41	0.56
7:bD:74:SER:HA	7:bD:92:SER:HB2	1.88	0.56
8:cD:256:GLU:HB3	8:cD:259:LEU:CD2	2.36	0.56
15:kE:17:PHE:CE2	27:zE:9:LEU:HD23	2.38	0.56

Continued on next page...

Continued from previous page...

Atom-1	Atom-2	Interatomic distance (Å)	Clash overlap (Å)
33:cH:202:CYC:CMA	33:cH:202:CYC:HB	2.18	0.56
32:iH:64:PRO:HD2	32:iH:65:GLN:N	2.21	0.56
31:jH:44:LEU:HD12	31:jH:99:LEU:HD12	1.88	0.56
31:lH:91:TYR:HE2	31:lH:129:TYR:CE1	2.03	0.56
31:bI:118:ILE:HG23	31:bI:122:PHE:CD2	2.41	0.56
32:eI:64:PRO:HD2	32:eI:65:GLN:N	2.21	0.56
33:eI:202:CYC:CMA	33:eI:202:CYC:HB	2.18	0.56
31:jI:130:ILE:HG22	31:jI:134:LYS:HE3	1.87	0.56
31:dJ:89:GLY:O	31:dJ:93:ARG:HG3	2.04	0.56
31:fJ:64:PRO:CD	31:fJ:65:TYR:H	2.18	0.56
32:iJ:75:THR:OG1	32:iJ:78:ARG:CG	2.53	0.56
33:jJ:202:CYC:CMA	33:jJ:202:CYC:HB	2.18	0.56
32:kJ:117:TYR:CA	32:kJ:122:THR:OG1	2.54	0.56
1:BA:206:PHE:HZ	1:B6:214:LYS:HE3	1.70	0.56
3:ZB:84:ASP:OD2	33:ZB:201:CYC:ND	2.38	0.56
18:OD:229:SER:CB	18:oE:55:ARG:HH22	2.18	0.56
28:BG:113:GLU:CG	4:MG:36:LEU:CB	2.63	0.56
1:BJ:202:SER:OG	1:BJ:203:VAL:N	2.37	0.56
28:EK:135:PRO:CD	28:EK:136:ASN:N	2.68	0.56
3:IL:26:ILE:HD13	4:JL:97:LEU:HD13	1.88	0.56
3:IL:90:ARG:NE	4:JL:18:TYR:CD1	2.65	0.56
4:JL:91:TYR:OH	4:JL:107:ARG:NH1	2.39	0.56
8:C1:128:GLU:HA	8:C1:135:GLY:HA3	1.87	0.56
8:C1:311:LEU:O	23:U1:75:LYS:CG	2.47	0.56
36:b1:615:CLA:H2	36:h1:102:CLA:HBB2	1.85	0.56
33:j2:202:CYC:C3D	32:k2:149:THR:OG1	2.54	0.56
32:k2:139:LEU:HD21	32:k2:160:ILE:HB	1.88	0.56
33:c3:202:CYC:CMA	33:c3:202:CYC:HB	2.18	0.56
31:f3:4:PRO:CD	31:f3:5:LEU:N	2.64	0.56
3:u4:20:PRO:HA	3:u4:23:LEU:HB2	1.87	0.56
2:C4:153:SER:HB3	8:cE:126:VAL:HG12	1.78	0.56
31:b5:106:PRO:CD	31:b5:107:MET:N	2.66	0.56
31:b5:130:ILE:HG22	31:b5:134:LYS:HE3	1.87	0.56
31:h5:60:TYR:CD1	31:h5:67:THR:HG22	2.38	0.56
31:h5:118:ILE:HG23	31:h5:122:PHE:CD2	2.41	0.56
32:g6:64:PRO:HD2	32:g6:65:GLN:N	2.21	0.56
32:g6:123:PRO:O	32:g6:123:PRO:HD2	2.06	0.56
32:i6:59:LEU:CD1	32:i6:130:GLY:HA3	2.36	0.56
32:c7:114:ARG:NH2	32:c7:169:ALA:O	2.38	0.56
31:d7:4:PRO:CD	31:d7:5:LEU:N	2.64	0.56
32:e7:64:PRO:HD2	32:e7:65:GLN:N	2.21	0.56

Continued on next page...

Continued from previous page...

Atom-1	Atom-2	Interatomic distance (Å)	Clash overlap (Å)
32:i7:109:CYS:SG	33:i7:202:CYC:CAB	2.93	0.56
32:m7:117:TYR:CA	32:m7:122:THR:OG1	2.54	0.56
32:m7:139:LEU:HD21	32:m7:160:ILE:HB	1.88	0.56
33:j8:202:CYC:HB	33:j8:202:CYC:CMA	2.18	0.56
31:b9:44:LEU:HD12	31:b9:99:LEU:HD12	1.88	0.56
31:d9:148:VAL:HG11	33:m9:201:CYC:HMB3	1.84	0.56
32:e9:64:PRO:HD2	32:e9:65:GLN:N	2.21	0.56
31:f9:112:ILE:CB	1:B9:23:VAL:HG21	2.29	0.56
32:gA:123:PRO:O	32:gA:123:PRO:HD2	2.06	0.56
32:kA:64:PRO:HD2	32:kA:65:GLN:N	2.21	0.56
32:mA:117:TYR:CA	32:mA:122:THR:OG1	2.54	0.56
3:yB:29:PHE:O	3:yB:36:ARG:NH2	2.39	0.56
31:dC:106:PRO:CD	31:dC:107:MET:H	2.08	0.56
31:jC:44:LEU:HD12	31:jC:99:LEU:HD12	1.88	0.56
33:jC:202:CYC:HMD1	32:kC:151:GLY:HA3	1.83	0.56
31:lC:118:ILE:HG23	31:lC:122:PHE:CD2	2.41	0.56
17:mD:30:GLN:OE1	39:mD:101:LMG:HC61	2.06	0.56
6:aE:163:ILE:HD11	44:cE:516:DGD:HA41	1.87	0.56
15:kE:14:TYR:HE1	27:zE:5:PHE:CE2	2.23	0.56
17:mE:30:GLN:OE1	39:mE:101:LMG:HC61	2.06	0.56
24:vE:79:LEU:HD13	24:vE:144:ILE:HD11	1.86	0.56
4:7G:70:GLY:N	4:7G:73:TYR:OH	2.38	0.56
32:cH:8:VAL:HG21	32:cH:27:LEU:HD21	1.86	0.56
31:fH:106:PRO:CD	31:fH:107:MET:N	2.66	0.56
32:gH:64:PRO:HD2	32:gH:65:GLN:N	2.21	0.56
33:gI:302:CYC:HB	33:gI:302:CYC:CMA	2.18	0.56
31:hI:44:LEU:HD12	31:hI:99:LEU:HD12	1.88	0.56
31:bJ:118:ILE:O	31:bJ:122:PHE:CD2	2.54	0.56
33:eJ:202:CYC:CMA	33:eJ:202:CYC:HB	2.18	0.56
32:gJ:139:LEU:HD21	32:gJ:160:ILE:HB	1.88	0.56
31:hJ:44:LEU:HD12	31:hJ:99:LEU:HD12	1.88	0.56
31:jJ:108:ASP:OD1	31:jJ:112:ILE:CD1	2.48	0.56
1:BA:68:PHE:HE1	32:iA:88:ILE:CB	2.19	0.56
3:QB:33:GLY:HA2	3:QB:36:ARG:HD3	1.87	0.56
7:BD:492:TRP:C	7:BD:494:ASN:N	2.64	0.56
18:OD:48:PRO:O	18:OD:267:ARG:NH1	2.38	0.56
8:CE:390:SER:CB	8:CE:394:VAL:CG2	2.84	0.56
28:EF:135:PRO:CD	28:EF:136:ASN:N	2.68	0.56
4:YF:75:THR:HG22	3:ZF:111:GLY:CA	2.36	0.56
3:IG:2:SER:N	3:IG:5:THR:HG1	2.04	0.56
4:KK:83:ARG:NH2	33:KK:201:CYC:O1A	2.37	0.56

Continued on next page...

Continued from previous page...

Atom-1	Atom-2	Interatomic distance (Å)	Clash overlap (Å)
4:SL:34:GLY:HA2	4:SL:37:ARG:HD2	1.86	0.56
6:A1:201:GLY:HA3	6:A1:286:ALA:HB2	1.88	0.56
7:B1:256:MET:HA	7:B1:263:THR:HG21	1.88	0.56
19:Q1:57:THR:OG1	19:Q1:58:GLU:N	2.38	0.56
24:V1:79:LEU:O	24:V1:155:TRP:HD1	1.88	0.56
6:a1:39:PRO:HG3	43:i1:101:BCR:HC8	1.88	0.56
39:d1:411:LMG:C3	11:f1:40:GLN:NE2	2.68	0.56
17:m1:30:GLN:OE1	39:m1:101:LMG:HC61	2.06	0.56
31:f2:64:PRO:CD	31:f2:65:TYR:N	2.69	0.56
32:g2:59:LEU:CD1	32:g2:130:GLY:HA3	2.35	0.56
33:j2:202:CYC:CMA	33:j2:202:CYC:HB	2.18	0.56
31:j3:106:PRO:O	31:j3:110:TYR:CD2	2.55	0.56
32:k3:117:TYR:CA	32:k3:122:THR:OG1	2.54	0.56
3:Z4:84:ASP:OD2	33:Z4:201:CYC:ND	2.38	0.56
3:O4:134:LYS:NZ	3:O4:150:GLY:O	2.39	0.56
31:h6:60:TYR:CD1	31:h6:67:THR:HG22	2.39	0.56
32:i6:88:ILE:CB	1:B6:68:PHE:HE1	2.18	0.56
31:l6:126:PRO:CD	31:l6:127:SER:H	2.13	0.56
33:e7:202:CYC:CMA	33:e7:202:CYC:HB	2.18	0.56
31:h7:64:PRO:CD	31:h7:65:TYR:H	2.19	0.56
32:i7:88:ILE:CB	1:B7:68:PHE:HE1	2.19	0.56
32:i7:123:PRO:O	32:i7:123:PRO:HD2	2.06	0.56
31:l7:130:ILE:HG22	31:l7:134:LYS:HE3	1.87	0.56
31:f9:44:LEU:HD12	31:f9:99:LEU:HD12	1.88	0.56
32:i9:64:PRO:HD2	32:i9:65:GLN:N	2.21	0.56
32:cA:139:LEU:HD21	32:cA:160:ILE:HB	1.88	0.56
32:cA:153:CYS:SG	33:cA:202:CYC:CBC	2.70	0.56
32:eA:27:LEU:O	32:eA:31:VAL:HG23	2.06	0.56
33:eA:202:CYC:CMA	33:eA:202:CYC:HB	2.18	0.56
31:jA:130:ILE:HG22	31:jA:134:LYS:HE3	1.87	0.56
4:vB:74:THR:HG23	4:vB:77:ARG:H	1.70	0.56
31:bC:118:ILE:O	31:bC:122:PHE:CD2	2.54	0.56
31:dC:44:LEU:HD12	31:dC:99:LEU:HD12	1.88	0.56
33:jC:202:CYC:HB	33:jC:202:CYC:CMA	2.18	0.56
6:aD:39:PRO:HG3	43:iD:102:BCR:HC8	1.88	0.56
42:aD:411:LHG:O5	9:dD:231:THR:HG21	2.06	0.56
7:bE:496:GLN:HB3	9:dE:24:ARG:HG2	1.87	0.56
8:cE:226:TRP:HH2	40:cE:501:LMT:H101	1.70	0.56
17:mE:30:GLN:CD	39:mE:101:LMG:C6	2.71	0.56
29:gF:155:GLN:N	29:gF:156:PRO:CD	2.66	0.56
31:dH:159:ASN:ND2	32:mH:46:SER:O	2.32	0.56

Continued on next page...

Continued from previous page...

Atom-1	Atom-2	Interatomic distance (Å)	Clash overlap (Å)
31:fI:44:LEU:HD12	31:fI:99:LEU:HD12	1.88	0.56
31:hI:118:ILE:HG23	31:hI:122:PHE:CD2	2.41	0.56
32:kI:64:PRO:HD2	32:kI:65:GLN:N	2.21	0.56
32:cJ:139:LEU:HD21	32:cJ:160:ILE:HB	1.88	0.56
31:fJ:130:ILE:HG22	31:fJ:134:LYS:HE3	1.87	0.56
31:jJ:24:ILE:HD13	32:kJ:42:ASN:ND2	2.20	0.56
32:mJ:64:PRO:HD2	32:mJ:65:GLN:N	2.21	0.56
4:aK:87:TYR:HB3	33:aK:201:CYC:HBB2	1.88	0.56
2:BB:460:ILE:HD12	2:BB:483:ARG:CZ	2.31	0.56
3:OB:134:LYS:NZ	3:OB:150:GLY:O	2.39	0.56
4:TB:64:ASP:CG	4:TB:67:ARG:NE	2.64	0.56
3:VB:141:LEU:HB2	3:VB:146:ALA:HB2	1.87	0.56
6:AD:201:GLY:HA3	6:AD:286:ALA:HB2	1.88	0.56
7:BD:271:THR:O	7:BD:271:THR:OG1	2.24	0.56
43:BD:615:BCR:H313	39:BD:618:LMG:H112	1.88	0.56
8:CD:122:ARG:HG2	27:ZD:33:TRP:HZ3	0.65	0.56
8:CD:390:SER:HG	8:CD:394:VAL:HG23	1.71	0.56
9:DD:90:LEU:CD1	9:DD:96:GLU:HB2	2.36	0.56
18:OD:59:PRO:HG2	18:OD:164:ILE:HD13	1.88	0.56
8:CE:72:GLY:HA3	44:CE:518:DGD:HE2	1.88	0.56
28:BG:110:LYS:O	28:BG:111:THR:CB	2.54	0.56
3:IG:84:ASP:HB3	3:IG:88:TYR:HE2	1.71	0.56
3:KG:70:GLY:N	3:KG:73:TYR:OH	2.39	0.56
1:BJ:230:ARG:HD2	1:BJ:230:ARG:H	1.71	0.56
3:PL:20:PRO:HB3	30:VL:151:PRO:HB2	1.88	0.56
7:B1:66:MET:O	7:B1:71:VAL:HG12	2.06	0.56
9:D1:90:LEU:CD1	9:D1:96:GLU:HB2	2.36	0.56
6:a1:163:ILE:HD11	44:c1:516:DGD:HA41	1.87	0.56
42:a1:412:LHG:O5	9:d1:231:THR:HG21	2.06	0.56
8:c1:141:LYS:HD3	8:c1:141:LYS:N	2.15	0.56
32:c2:139:LEU:HD21	32:c2:160:ILE:HB	1.88	0.56
31:f2:126:PRO:CD	31:f2:127:SER:H	2.13	0.56
32:k2:59:LEU:CD1	32:k2:130:GLY:HA3	2.36	0.56
31:l2:118:ILE:O	31:l2:122:PHE:CD2	2.54	0.56
32:m2:117:TYR:CA	32:m2:122:THR:OG1	2.54	0.56
32:c3:112:GLY:CA	1:B3:104:TYR:CE2	2.77	0.56
32:e3:64:PRO:HD2	32:e3:65:GLN:N	2.21	0.56
32:i3:123:PRO:HD2	32:i3:123:PRO:O	2.06	0.56
32:m3:139:LEU:HD21	32:m3:160:ILE:HB	1.88	0.56
1:B5:58:HIS:CB	33:g5:202:CYC:O1A	2.54	0.56
32:k5:27:LEU:O	32:k5:31:VAL:HG23	2.06	0.56

Continued on next page...

Continued from previous page...

Atom-1	Atom-2	Interatomic distance (Å)	Clash overlap (Å)
31:l5:44:LEU:HD12	31:l5:99:LEU:HD12	1.88	0.56
33:m5:201:CYC:HB	33:m5:201:CYC:CMA	2.18	0.56
32:e6:123:PRO:O	32:e6:123:PRO:HD2	2.06	0.56
31:f6:18:PHE:CD1	32:g6:91:ARG:HG2	2.39	0.56
32:i6:27:LEU:O	32:i6:31:VAL:HG23	2.06	0.56
31:j6:130:ILE:HG22	31:j6:134:LYS:HE3	1.87	0.56
32:m6:123:PRO:HD2	32:m6:123:PRO:O	2.06	0.56
32:m6:139:LEU:HD21	32:m6:160:ILE:HB	1.88	0.56
32:e7:59:LEU:CD1	32:e7:130:GLY:HA3	2.35	0.56
33:g7:202:CYC:CGA	1:B7:58:HIS:HB2	2.36	0.56
32:i7:75:THR:OG1	32:i7:78:ARG:CG	2.53	0.56
31:f8:106:PRO:CD	31:f8:107:MET:N	2.66	0.56
31:f8:130:ILE:HG22	31:f8:134:LYS:HE3	1.87	0.56
32:g8:139:LEU:HD21	32:g8:160:ILE:HB	1.88	0.56
32:i8:27:LEU:O	32:i8:31:VAL:HG23	2.06	0.56
32:m8:59:LEU:CD1	32:m8:130:GLY:HA3	2.35	0.56
31:b9:106:PRO:O	31:b9:110:TYR:CD2	2.55	0.56
31:b9:118:ILE:HG23	31:b9:122:PHE:CD2	2.41	0.56
32:g9:72:ASN:OD1	1:B9:194:PHE:CD2	2.59	0.56
33:j9:202:CYC:C3D	32:k9:149:THR:OG1	2.54	0.56
33:j9:202:CYC:CMA	33:j9:202:CYC:HB	2.18	0.56
31:l9:91:TYR:HE2	31:l9:129:TYR:CE1	2.03	0.56
31:l9:118:ILE:HG23	31:l9:122:PHE:CD2	2.41	0.56
32:m9:59:LEU:CD1	32:m9:130:GLY:HA3	2.35	0.56
32:m9:64:PRO:HD2	32:m9:65:GLN:N	2.21	0.56
32:m9:117:TYR:CA	32:m9:122:THR:OG1	2.54	0.56
31:bA:130:ILE:HG22	31:bA:134:LYS:HE3	1.87	0.56
32:iA:64:PRO:HD2	32:iA:65:GLN:N	2.21	0.56
31:lA:118:ILE:O	31:lA:122:PHE:CD2	2.54	0.56
31:lA:118:ILE:HG23	31:lA:122:PHE:CD2	2.41	0.56
31:lA:130:ILE:HG22	31:lA:134:LYS:HE3	1.87	0.56
32:cC:64:PRO:HD2	32:cC:65:GLN:N	2.21	0.56
33:jC:202:CYC:HMD3	32:kC:151:GLY:CA	2.25	0.56
32:mC:59:LEU:CD1	32:mC:130:GLY:HA3	2.35	0.56
7:bD:271:THR:O	7:bD:271:THR:OG1	2.24	0.56
42:aE:411:LHG:O5	9:dE:231:THR:HG21	2.06	0.56
9:dE:51:GLY:HA2	9:dE:55:VAL:HG12	1.87	0.56
31:hH:64:PRO:CD	31:hH:65:TYR:N	2.69	0.56
33:jH:202:CYC:CMA	33:jH:202:CYC:HB	2.18	0.56
31:lH:44:LEU:HD12	31:lH:99:LEU:HD12	1.88	0.56
32:mH:64:PRO:HD2	32:mH:65:GLN:N	2.21	0.56

Continued on next page...

Continued from previous page...

Atom-1	Atom-2	Interatomic distance (Å)	Clash overlap (Å)
32:eI:27:LEU:O	32:eI:31:VAL:HG23	2.06	0.56
31:hI:118:ILE:O	31:hI:122:PHE:CD2	2.54	0.56
32:eJ:59:LEU:CD1	32:eJ:130:GLY:HA3	2.35	0.56
32:eJ:64:PRO:HD2	32:eJ:65:GLN:N	2.21	0.56
32:kJ:27:LEU:O	32:kJ:31:VAL:HG23	2.06	0.56
32:mJ:123:PRO:HD2	32:mJ:123:PRO:O	2.06	0.56
29:gK:142:VAL:HG12	29:gK:149:VAL:CG2	2.33	0.56
1:BA:226:LYS:HB3	1:BA:226:LYS:HZ2	1.69	0.56
2:BB:368:SER:OG	2:BB:371:GLU:CB	2.54	0.56
8:CD:313:ALA:HB2	23:UD:126:LEU:HD23	1.87	0.56
27:ZD:33:TRP:CD1	27:ZD:33:TRP:C	2.84	0.56
19:QE:61:SER:HA	19:QE:64:GLN:HB2	1.87	0.56
4:LG:91:TYR:OH	2:B4:492:ARG:NH2	2.39	0.56
4:YK:75:THR:HG21	3:ZK:112:VAL:N	2.21	0.56
3:IL:39:ILE:CD1	3:IL:145:ASP:HB3	2.36	0.56
3:IL:101:VAL:O	3:IL:105:GLU:HG3	2.06	0.56
7:B1:271:THR:O	7:B1:271:THR:OG1	2.24	0.56
8:c1:134:PHE:CD2	36:c1:513:CLA:HMC1	2.41	0.56
19:q1:74:PHE:HA	19:q1:78:PRO:HD2	1.89	0.56
32:e2:64:PRO:HD2	32:e2:65:GLN:N	2.21	0.56
32:k2:117:TYR:CA	32:k2:122:THR:OG1	2.54	0.56
32:c3:64:PRO:HD2	32:c3:65:GLN:N	2.21	0.56
32:m3:117:TYR:CA	32:m3:122:THR:OG1	2.54	0.56
4:v4:74:THR:HG23	4:v4:77:ARG:H	1.70	0.56
2:B4:368:SER:OG	2:B4:371:GLU:CB	2.54	0.56
1:B5:192:LEU:O	1:B5:193:GLY:O	2.23	0.56
32:e5:27:LEU:O	32:e5:31:VAL:HG23	2.06	0.56
32:e5:123:PRO:O	32:e5:123:PRO:HD2	2.06	0.56
32:i5:117:TYR:CA	32:i5:122:THR:OG1	2.54	0.56
32:m5:64:PRO:HD2	32:m5:65:GLN:N	2.21	0.56
32:m5:117:TYR:CA	32:m5:122:THR:OG1	2.54	0.56
31:b6:44:LEU:HD12	31:b6:99:LEU:HD12	1.88	0.56
31:f6:106:PRO:CD	31:f6:107:MET:N	2.66	0.56
32:g6:59:LEU:CD1	32:g6:130:GLY:HA3	2.35	0.56
33:j6:202:CYC:CMA	33:j6:202:CYC:HB	2.18	0.56
31:b7:118:ILE:HG23	31:b7:122:PHE:CD2	2.41	0.56
32:i7:64:PRO:HD2	32:i7:65:GLN:N	2.21	0.56
31:l7:106:PRO:O	31:l7:110:TYR:CD2	2.54	0.56
31:l7:118:ILE:HG23	31:l7:122:PHE:CD2	2.41	0.56
32:m7:27:LEU:O	32:m7:31:VAL:HG23	2.06	0.56
1:B8:222:LEU:H	1:B8:222:LEU:CD2	2.06	0.56

Continued on next page...

Continued from previous page...

Atom-1	Atom-2	Interatomic distance (Å)	Clash overlap (Å)
32:e8:27:LEU:O	32:e8:31:VAL:HG23	2.06	0.56
32:i8:59:LEU:CD1	32:i8:130:GLY:HA3	2.36	0.56
32:m8:44:ILE:HG13	32:m8:142:VAL:CG2	2.24	0.56
33:e9:202:CYC:CMA	33:e9:202:CYC:HB	2.18	0.56
32:k9:139:LEU:HD21	32:k9:160:ILE:HB	1.88	0.56
31:bA:4:PRO:CD	31:bA:5:LEU:H	2.04	0.56
31:hA:64:PRO:CD	31:hA:65:TYR:H	2.18	0.56
32:kA:117:TYR:CA	32:kA:122:THR:OG1	2.54	0.56
32:iC:117:TYR:CA	32:iC:122:THR:OG1	2.54	0.56
33:mC:201:CYC:CMA	33:mC:201:CYC:HB	2.18	0.56
36:aD:405:CLA:HAB	36:dD:406:CLA:H51	1.88	0.56
7:bD:495:PHE:N	7:bD:495:PHE:CD1	2.73	0.56
8:cD:256:GLU:HB2	8:cD:260:SER:H	1.71	0.56
9:dD:51:GLY:HA2	9:dD:55:VAL:HG12	1.87	0.56
36:aE:405:CLA:HAB	36:dE:406:CLA:H51	1.88	0.56
9:dE:109:GLY:O	9:dE:112:ALA:N	2.30	0.56
39:dE:411:LMG:C3	11:fE:40:GLN:NE2	2.68	0.56
18:oE:59:PRO:HG2	18:oE:164:ILE:HD13	1.88	0.56
32:eH:59:LEU:CD1	32:eH:130:GLY:HA3	2.36	0.56
32:iH:27:LEU:O	32:iH:31:VAL:HG23	2.06	0.56
32:kH:139:LEU:HD21	32:kH:160:ILE:HB	1.88	0.56
32:cI:27:LEU:O	32:cI:31:VAL:HG23	2.06	0.56
33:mI:201:CYC:CMA	33:mI:201:CYC:HB	2.18	0.56
32:gJ:114:ARG:NH2	32:gJ:169:ALA:O	2.39	0.56
31:hJ:44:LEU:CD1	31:hJ:99:LEU:HD11	2.36	0.56
31:jJ:44:LEU:HD12	31:jJ:99:LEU:HD12	1.88	0.56
33:jJ:202:CYC:CMD	32:kJ:151:GLY:N	2.69	0.56
32:kJ:64:PRO:HD2	32:kJ:65:GLN:N	2.20	0.56
31:lJ:130:ILE:HG22	31:lJ:134:LYS:HE3	1.87	0.56
2:BB:123:GLY:C	12:HD:21:VAL:HG12	2.28	0.55
33:BB:1001:CYC:HB	33:BB:1001:CYC:HMA1	1.71	0.55
7:BD:256:MET:HA	7:BD:263:THR:HG21	1.88	0.55
8:CD:128:GLU:HA	8:CD:135:GLY:HA3	1.87	0.55
24:VD:79:LEU:HB2	24:VD:155:TRP:CD1	2.42	0.55
9:DE:90:LEU:CD1	9:DE:96:GLU:HB2	2.36	0.55
3:IG:112:VAL:O	3:IG:112:VAL:HG12	2.05	0.55
1:BI:239:ALA:CB	4:a4:62:TYR:CD2	2.83	0.55
28:EK:140:PHE:CE1	3:ZK:83:ARG:CA	2.84	0.55
3:ZK:126:VAL:HG22	33:ZK:201:CYC:CMC	2.33	0.55
28:BL:136:ASN:HA	29:QL:64:PRO:CG	2.36	0.55
29:QL:152:TYR:CD2	29:QL:152:TYR:C	2.83	0.55

Continued on next page...

Continued from previous page...

Atom-1	Atom-2	Interatomic distance (Å)	Clash overlap (Å)
8:C1:337:ILE:HG21	8:C1:346:TRP:HB2	1.88	0.55
27:Z1:33:TRP:CD1	27:Z1:33:TRP:C	2.85	0.55
6:a1:140:ARG:O	9:d1:220:ASN:ND2	2.39	0.55
19:q1:57:THR:OG1	19:q1:58:GLU:N	2.38	0.55
32:c2:123:PRO:HD2	32:c2:123:PRO:O	2.06	0.55
31:f2:130:ILE:HG22	31:f2:134:LYS:HE3	1.87	0.55
32:g2:114:ARG:NH2	32:g2:169:ALA:O	2.39	0.55
32:g2:139:LEU:HD21	32:g2:160:ILE:HB	1.88	0.55
32:m2:59:LEU:CD1	32:m2:130:GLY:HA3	2.35	0.55
32:e3:27:LEU:O	32:e3:31:VAL:HG23	2.06	0.55
31:h3:106:PRO:CD	31:h3:107:MET:N	2.66	0.55
31:j3:44:LEU:HD12	31:j3:99:LEU:HD12	1.88	0.55
31:j3:108:ASP:OD1	31:j3:112:ILE:CD1	2.48	0.55
33:j3:202:CYC:HMD1	32:k3:151:GLY:HA3	1.83	0.55
32:c6:123:PRO:O	32:c6:123:PRO:HD2	2.06	0.55
31:h6:44:LEU:HD12	31:h6:99:LEU:HD12	1.88	0.55
32:i6:64:PRO:HD2	32:i6:65:GLN:N	2.21	0.55
31:l6:118:ILE:HG23	31:l6:122:PHE:CD2	2.41	0.55
31:d7:106:PRO:CD	31:d7:107:MET:H	2.08	0.55
32:g7:84:ARG:NH2	1:B7:61:LEU:HA	2.21	0.55
1:B7:227:GLN:OE1	32:c9:15:ARG:CB	2.54	0.55
1:B8:196:GLN:C	1:B8:198:ILE:N	2.62	0.55
31:d8:44:LEU:HD12	31:d8:99:LEU:HD12	1.88	0.55
32:g8:114:ARG:NH2	32:g8:169:ALA:O	2.38	0.55
31:h8:64:PRO:CD	31:h8:65:TYR:N	2.69	0.55
32:k8:64:PRO:HD2	32:k8:65:GLN:N	2.21	0.55
32:m8:123:PRO:HD2	32:m8:123:PRO:O	2.06	0.55
31:d9:64:PRO:CD	31:d9:65:TYR:H	2.19	0.55
31:j9:130:ILE:HG22	31:j9:134:LYS:HE3	1.87	0.55
32:k9:117:TYR:CA	32:k9:122:THR:OG1	2.54	0.55
32:m9:123:PRO:HD2	32:m9:123:PRO:O	2.06	0.55
33:m9:201:CYC:CMA	33:m9:201:CYC:HB	2.18	0.55
33:jA:202:CYC:CMD	32:kA:151:GLY:N	2.70	0.55
32:kA:139:LEU:HD21	32:kA:160:ILE:HB	1.88	0.55
32:eC:59:LEU:CD1	32:eC:130:GLY:HA3	2.35	0.55
32:kC:123:PRO:HD2	32:kC:123:PRO:O	2.06	0.55
7:bD:75:TRP:N	7:bD:75:TRP:CD1	2.73	0.55
8:cD:256:GLU:CD	8:cD:256:GLU:H	2.05	0.55
19:qD:57:THR:OG1	19:qD:58:GLU:N	2.38	0.55
6:aE:39:PRO:HG3	43:iE:102:BCR:HC8	1.88	0.55
6:aE:136:ARG:O	13:iE:32:PRO:CG	2.28	0.55

Continued on next page...

Continued from previous page...

Atom-1	Atom-2	Interatomic distance (Å)	Clash overlap (Å)
36:bE:603:CLA:HHD	43:hE:105:BCR:H332	1.87	0.55
8:cE:251:PHE:HE2	36:cE:507:CLA:CAA	2.18	0.55
15:kE:15:SER:O	15:kE:16:ILE:C	2.47	0.55
32:eH:27:LEU:O	32:eH:31:VAL:HG23	2.06	0.55
32:eH:64:PRO:HD2	32:eH:65:GLN:N	2.21	0.55
32:eH:123:PRO:HD2	32:eH:123:PRO:O	2.06	0.55
31:hH:106:PRO:CD	31:hH:107:MET:H	2.08	0.55
33:iH:201:CYC:HB	33:iH:201:CYC:CMA	2.18	0.55
31:jH:64:PRO:CD	31:jH:65:TYR:N	2.70	0.55
32:kH:59:LEU:CD1	32:kH:130:GLY:HA3	2.36	0.55
32:eI:123:PRO:HD2	32:eI:123:PRO:O	2.06	0.55
33:jI:202:CYC:C3D	32:kI:149:THR:OG1	2.54	0.55
32:kI:123:PRO:HD2	32:kI:123:PRO:O	2.06	0.55
31:lI:126:PRO:CD	31:lI:127:SER:N	2.66	0.55
31:hJ:106:PRO:CD	31:hJ:107:MET:N	2.66	0.55
32:iJ:123:PRO:HD2	32:iJ:123:PRO:O	2.06	0.55
4:hK:84:ASP:OD1	33:hK:201:CYC:HHB	2.05	0.55
2:CB:368:SER:OG	2:CB:371:GLU:CB	2.54	0.55
7:BD:423:PHE:HB3	7:BD:429:PRO:HB3	1.88	0.55
7:BE:75:TRP:CE3	7:BE:94:GLU:HB3	2.42	0.55
15:KE:10:LEU:CG	15:KE:11:PRO:CD	2.70	0.55
27:ZE:33:TRP:CD1	27:ZE:33:TRP:C	2.84	0.55
3:JF:80:THR:CB	33:JF:201:CYC:C3D	2.84	0.55
4:IK:67:ARG:HH12	1:B8:238:VAL:CG1	2.19	0.55
3:ZK:126:VAL:CG2	33:ZK:201:CYC:CAC	2.63	0.55
7:B1:73:GLN:HB3	7:B1:88:PRO:HB2	1.73	0.55
7:b1:271:THR:O	7:b1:271:THR:OG1	2.24	0.55
9:d1:80:THR:CG2	9:d1:111:TRP:NE1	2.67	0.55
9:d1:93:TRP:HB3	9:d1:99:TRP:CE2	2.41	0.55
31:d2:44:LEU:HD12	31:d2:99:LEU:HD12	1.88	0.55
32:e2:123:PRO:HD2	32:e2:123:PRO:O	2.06	0.55
32:i2:117:TYR:CA	32:i2:122:THR:OG1	2.54	0.55
33:i2:201:CYC:HB	33:i2:201:CYC:CMA	2.18	0.55
33:j2:202:CYC:HMD1	32:k2:151:GLY:HA3	1.83	0.55
31:j3:64:PRO:CD	31:j3:65:TYR:N	2.70	0.55
32:m3:59:LEU:CD1	32:m3:130:GLY:HA3	2.35	0.55
2:C4:13:ARG:CZ	2:C4:13:ARG:CB	2.84	0.55
2:C4:171:LEU:CG	2:C4:213:MET:SD	2.89	0.55
32:c5:27:LEU:O	32:c5:31:VAL:HG23	2.06	0.55
32:c5:114:ARG:NH2	32:c5:169:ALA:O	2.39	0.55
32:g5:59:LEU:CD1	32:g5:130:GLY:HA3	2.35	0.55

Continued on next page...

Continued from previous page...

Atom-1	Atom-2	Interatomic distance (Å)	Clash overlap (Å)
31:h5:64:PRO:CD	31:h5:65:TYR:N	2.69	0.55
33:i5:201:CYC:CMA	33:i5:201:CYC:HB	2.18	0.55
31:b6:118:ILE:HG23	31:b6:122:PHE:CD2	2.41	0.55
31:j6:64:PRO:CD	31:j6:65:TYR:N	2.70	0.55
31:f7:126:PRO:CD	31:f7:127:SER:N	2.66	0.55
31:j7:64:PRO:CD	31:j7:65:TYR:H	2.19	0.55
32:k7:59:LEU:CD1	32:k7:130:GLY:HA3	2.35	0.55
32:m7:64:PRO:HD2	32:m7:65:GLN:N	2.21	0.55
32:e8:64:PRO:HD2	32:e8:65:GLN:N	2.21	0.55
32:g8:59:LEU:CD1	32:g8:130:GLY:HA3	2.35	0.55
32:m8:27:LEU:O	32:m8:31:VAL:HG23	2.06	0.55
32:i9:27:LEU:O	32:i9:31:VAL:HG23	2.06	0.55
31:jA:24:ILE:HD13	32:kA:42:ASN:ND2	2.20	0.55
32:mA:139:LEU:HD21	32:mA:160:ILE:HB	1.88	0.55
3:qB:4:VAL:O	3:qB:4:VAL:HG12	2.06	0.55
32:kC:27:LEU:O	32:kC:31:VAL:HG23	2.06	0.55
6:aD:163:ILE:HD11	44:cD:516:DGD:HA41	1.87	0.55
8:cD:248:ARG:HA	8:cD:253:TRP:CZ2	2.41	0.55
18:oD:59:PRO:HG2	18:oD:164:ILE:HD13	1.87	0.55
19:qD:74:PHE:HA	19:qD:78:PRO:HD2	1.88	0.55
9:dE:93:TRP:HB3	9:dE:99:TRP:CE2	2.41	0.55
31:lH:118:ILE:HG23	31:lH:122:PHE:CD2	2.41	0.55
32:mH:139:LEU:HD21	32:mH:160:ILE:HB	1.88	0.55
32:gI:64:PRO:HD2	32:gI:65:GLN:N	2.21	0.55
31:hI:60:TYR:CD1	31:hI:67:THR:HG22	2.39	0.55
31:hI:126:PRO:CD	31:hI:127:SER:N	2.66	0.55
32:kI:27:LEU:O	32:kI:31:VAL:HG23	2.06	0.55
32:kI:117:TYR:CA	32:kI:122:THR:OG1	2.54	0.55
31:lI:91:TYR:HE2	31:lI:129:TYR:CE1	2.03	0.55
31:lI:106:PRO:CD	31:lI:107:MET:N	2.66	0.55
32:mI:27:LEU:O	32:mI:31:VAL:HG23	2.06	0.55
32:eJ:27:LEU:O	32:eJ:31:VAL:HG23	2.06	0.55
1:BA:200:GLN:H	1:BA:200:GLN:NE2	2.03	0.55
2:BB:646:LYS:HZ1	3:KL:114:GLU:HG2	1.71	0.55
2:CB:13:ARG:CZ	2:CB:13:ARG:CB	2.84	0.55
2:CB:731:VAL:HG11	2:CB:735:ARG:HD3	1.74	0.55
2:CB:775:LYS:HB2	2:CB:775:LYS:NZ	2.21	0.55
4:RB:134:LYS:HE3	4:RB:150:GLY:HA2	1.87	0.55
1:BC:61:LEU:HA	32:gC:84:ARG:NH2	2.22	0.55
9:DD:111:TRP:O	9:DD:112:ALA:C	2.47	0.55
10:ED:45:ASP:OD2	20:RD:4:ARG:NH2	2.40	0.55

Continued on next page...

Continued from previous page...

Atom-1	Atom-2	Interatomic distance (Å)	Clash overlap (Å)
6:AE:201:GLY:HA3	6:AE:286:ALA:HB2	1.88	0.55
36:CE:503:CLA:H201	36:CE:509:CLA:HBB1	1.88	0.55
4:IF:62:TYR:C	4:IF:63:SER:O	2.49	0.55
4:MF:112:LEU:HD11	33:MF:201:CYC:HMB2	1.88	0.55
3:IG:3:ILE:CG1	3:IG:29:PHE:CE2	2.89	0.55
3:IG:20:PRO:HD2	3:IG:21:GLY:N	2.17	0.55
1:BI:238:VAL:CG2	3:V4:83:ARG:NH1	2.60	0.55
1:BJ:58:HIS:CB	33:gJ:202:CYC:O1A	2.54	0.55
28:EK:130:ARG:CG	4:YK:57:ALA:HB1	2.37	0.55
4:HL:73:TYR:OH	3:IL:87:TYR:CD1	2.55	0.55
4:JL:64:ASP:OD1	4:JL:67:ARG:NH2	2.39	0.55
7:b1:256:MET:HA	7:b1:263:THR:HG21	1.89	0.55
31:h2:44:LEU:CD1	31:h2:99:LEU:HD11	2.36	0.55
31:j2:130:ILE:HG22	31:j2:134:LYS:HE3	1.87	0.55
32:c3:139:LEU:HD21	32:c3:160:ILE:HB	1.88	0.55
31:d3:126:PRO:CD	31:d3:127:SER:N	2.66	0.55
33:j3:202:CYC:CMD	32:k3:151:GLY:N	2.69	0.55
1:B3:48:TRP:CD1	1:B3:60:MET:HE1	2.40	0.55
3:y4:29:PHE:O	3:y4:36:ARG:NH2	2.39	0.55
2:B4:465:LEU:HD22	2:B4:684:LEU:HD11	1.87	0.55
2:C4:460:ILE:HD12	2:C4:483:ARG:CZ	2.31	0.55
2:C4:775:LYS:HB2	2:C4:775:LYS:NZ	2.21	0.55
1:B5:230:ARG:HD2	1:B5:230:ARG:H	1.71	0.55
31:b5:44:LEU:HD12	31:b5:99:LEU:HD12	1.88	0.55
31:b5:64:PRO:CD	31:b5:65:TYR:N	2.70	0.55
31:d5:64:PRO:CD	31:d5:65:TYR:N	2.70	0.55
31:l5:64:PRO:CD	31:l5:65:TYR:N	2.70	0.55
31:l5:130:ILE:HG22	31:l5:134:LYS:HE3	1.87	0.55
32:m5:59:LEU:CD1	32:m5:130:GLY:HA3	2.35	0.55
31:d6:52:ILE:HG12	31:d6:92:LEU:CD1	2.28	0.55
31:f6:64:PRO:CD	31:f6:65:TYR:H	2.19	0.55
33:g6:201:CYC:CMA	33:g6:201:CYC:HB	2.18	0.55
31:h6:106:PRO:CD	31:h6:107:MET:N	2.66	0.55
31:j6:44:LEU:CD1	31:j6:99:LEU:HD11	2.37	0.55
32:k6:117:TYR:CA	32:k6:122:THR:OG1	2.54	0.55
32:k6:123:PRO:HD2	32:k6:123:PRO:O	2.06	0.55
32:m6:64:PRO:HD2	32:m6:65:GLN:N	2.21	0.55
32:c7:64:PRO:HD2	32:c7:65:GLN:N	2.21	0.55
33:g7:202:CYC:O1D	1:B7:183:ARG:NH2	2.38	0.55
32:i7:59:LEU:CD1	32:i7:130:GLY:HA3	2.36	0.55
31:j7:130:ILE:HG22	31:j7:134:LYS:HE3	1.87	0.55

Continued on next page...

Continued from previous page...

Atom-1	Atom-2	Interatomic distance (Å)	Clash overlap (Å)
33:m7:201:CYC:CMA	33:m7:201:CYC:HB	2.18	0.55
32:c8:27:LEU:O	32:c8:31:VAL:HG23	2.06	0.55
31:d8:148:VAL:HG11	33:m8:201:CYC:HMB3	1.84	0.55
31:h8:44:LEU:HD12	31:h8:99:LEU:HD12	1.88	0.55
31:h9:118:ILE:HG23	31:h9:122:PHE:CD2	2.41	0.55
31:bA:118:ILE:HG23	31:bA:122:PHE:CD2	2.41	0.55
31:jA:44:LEU:HD12	31:jA:99:LEU:HD12	1.88	0.55
31:jA:64:PRO:CD	31:jA:65:TYR:N	2.70	0.55
32:mA:27:LEU:O	32:mA:31:VAL:HG23	2.06	0.55
32:cC:27:LEU:O	32:cC:31:VAL:HG23	2.06	0.55
32:eC:27:LEU:O	32:eC:31:VAL:HG23	2.06	0.55
32:kC:117:TYR:CA	32:kC:122:THR:OG1	2.54	0.55
32:mC:117:TYR:CA	32:mC:122:THR:OG1	2.54	0.55
7:bD:256:MET:HA	7:bD:263:THR:HG21	1.89	0.55
7:bD:492:TRP:CE3	7:bD:492:TRP:N	2.74	0.55
9:dD:93:TRP:HB3	9:dD:99:TRP:CE2	2.41	0.55
6:aE:84:PRO:HD3	6:aE:172:LEU:HD13	1.88	0.55
7:bE:74:SER:HA	7:bE:92:SER:HB2	1.88	0.55
31:hH:44:LEU:CD1	31:hH:99:LEU:HD11	2.37	0.55
31:hH:118:ILE:HG23	31:hH:122:PHE:CD2	2.41	0.55
33:jH:202:CYC:CMD	32:kH:151:GLY:N	2.69	0.55
33:jH:202:CYC:C3D	32:kH:149:THR:OG1	2.54	0.55
32:mH:27:LEU:O	32:mH:31:VAL:HG23	2.06	0.55
31:bJ:64:PRO:CD	31:bJ:65:TYR:H	2.19	0.55
31:dJ:106:PRO:CD	31:dJ:107:MET:H	2.08	0.55
31:jJ:64:PRO:CD	31:jJ:65:TYR:N	2.70	0.55
32:mJ:139:LEU:HD21	32:mJ:160:ILE:HB	1.88	0.55
2:BB:121:GLY:O	2:BB:122:GLY:C	2.49	0.55
2:CB:264:LEU:HB2	2:CB:416:ALA:HB2	1.89	0.55
4:PB:121:VAL:HG12	33:PB:201:CYC:HMC3	1.89	0.55
7:BD:66:MET:O	7:BD:71:VAL:HG12	2.06	0.55
36:CD:503:CLA:H172	36:CD:508:CLA:HBB1	1.88	0.55
7:BE:230:ARG:O	7:BE:236:THR:HG21	2.07	0.55
7:BE:271:THR:O	7:BE:271:THR:OG1	2.24	0.55
28:EF:140:PHE:CE1	3:ZF:83:ARG:CA	2.84	0.55
28:BG:127:THR:HG1	28:BG:129:ASN:CA	2.08	0.55
3:IG:129:GLY:O	3:IG:133:MET:HG2	2.06	0.55
4:JG:64:ASP:OD1	4:JG:67:ARG:NH2	2.39	0.55
4:OG:73:TYR:OH	3:PG:90:ARG:NH2	2.40	0.55
1:BH:58:HIS:CB	33:gH:202:CYC:O1A	2.54	0.55
1:BH:196:GLN:C	1:BH:198:ILE:N	2.62	0.55

Continued on next page...

Continued from previous page...

Atom-1	Atom-2	Interatomic distance (Å)	Clash overlap (Å)
1:BI:48:TRP:CD1	1:BI:60:MET:HE1	2.40	0.55
4:ML:73:TYR:OH	3:NL:90:ARG:NH1	2.40	0.55
9:d1:147:THR:HA	9:d1:150:ILE:HG22	1.89	0.55
32:c2:64:PRO:HD2	32:c2:65:GLN:N	2.21	0.55
31:h2:118:ILE:HG23	31:h2:122:PHE:CD2	2.41	0.55
31:j2:44:LEU:CD1	31:j2:99:LEU:HD11	2.37	0.55
32:k2:64:PRO:HD2	32:k2:65:GLN:N	2.21	0.55
32:k2:123:PRO:HD2	32:k2:123:PRO:O	2.06	0.55
31:d3:108:ASP:OD1	31:d3:112:ILE:CD1	2.49	0.55
32:m3:27:LEU:O	32:m3:31:VAL:HG23	2.06	0.55
3:Q4:33:GLY:HA2	3:Q4:36:ARG:HD3	1.87	0.55
1:B5:226:LYS:CB	3:4L:66:VAL:HG11	2.36	0.55
31:d5:44:LEU:CD1	31:d5:99:LEU:HD11	2.37	0.55
31:f5:44:LEU:HD12	31:f5:99:LEU:HD12	1.88	0.55
31:l5:118:ILE:HG23	31:l5:122:PHE:CD2	2.41	0.55
32:m5:27:LEU:O	32:m5:31:VAL:HG23	2.06	0.55
32:c6:64:PRO:HD2	32:c6:65:GLN:N	2.21	0.55
31:d6:106:PRO:CD	31:d6:107:MET:H	2.08	0.55
32:e6:27:LEU:O	32:e6:31:VAL:HG23	2.06	0.55
31:h6:118:ILE:HG23	31:h6:122:PHE:CD2	2.41	0.55
32:k6:27:LEU:O	32:k6:31:VAL:HG23	2.06	0.55
32:i7:27:LEU:O	32:i7:31:VAL:HG23	2.06	0.55
32:m7:59:LEU:CD1	32:m7:130:GLY:HA3	2.35	0.55
31:f8:64:PRO:CD	31:f8:65:TYR:N	2.69	0.55
31:h8:44:LEU:CD1	31:h8:99:LEU:HD11	2.37	0.55
32:i8:123:PRO:O	32:i8:123:PRO:HD2	2.06	0.55
32:k8:123:PRO:O	32:k8:123:PRO:HD2	2.06	0.55
31:b9:130:ILE:HG22	31:b9:134:LYS:HE3	1.87	0.55
32:c9:64:PRO:HD2	32:c9:65:GLN:N	2.21	0.55
32:g9:65:GLN:N	1:B9:199:TRP:HH2	2.02	0.55
31:h9:44:LEU:HD12	31:h9:99:LEU:HD12	1.87	0.55
32:cA:27:LEU:O	32:cA:31:VAL:HG23	2.06	0.55
31:dA:64:PRO:CD	31:dA:65:TYR:N	2.70	0.55
31:fA:64:PRO:CD	31:fA:65:TYR:H	2.18	0.55
31:hC:44:LEU:CD1	31:hC:99:LEU:HD11	2.36	0.55
31:lC:106:PRO:O	31:lC:110:TYR:CD2	2.54	0.55
39:dD:411:LMG:C3	11:fD:40:GLN:NE2	2.69	0.55
19:qE:61:SER:HA	19:qE:64:GLN:HB2	1.87	0.55
5:8G:3:SER:HA	5:8G:32:PRO:HA	1.88	0.55
31:bH:64:PRO:CD	31:bH:65:TYR:N	2.70	0.55
31:bH:118:ILE:HG23	31:bH:122:PHE:CD2	2.41	0.55

Continued on next page...

Continued from previous page...

Atom-1	Atom-2	Interatomic distance (Å)	Clash overlap (Å)
32:cH:64:PRO:HD2	32:cH:65:GLN:N	2.21	0.55
32:cH:123:PRO:HD2	32:cH:123:PRO:O	2.06	0.55
31:jH:108:ASP:OD1	31:jH:112:ILE:CD1	2.48	0.55
31:bI:64:PRO:CD	31:bI:65:TYR:N	2.70	0.55
31:bI:130:ILE:HG22	31:bI:134:LYS:HE3	1.87	0.55
32:gI:123:PRO:HD2	32:gI:123:PRO:O	2.06	0.55
32:iI:123:PRO:HD2	32:iI:123:PRO:O	2.06	0.55
32:mI:64:PRO:HD2	32:mI:65:GLN:N	2.21	0.55
32:cJ:64:PRO:HD2	32:cJ:65:GLN:N	2.21	0.55
33:mJ:201:CYC:HB	33:mJ:201:CYC:CMA	2.18	0.55
1:BA:236:THR:HG23	1:BA:237:ARG:HG3	1.89	0.55
2:CB:74:ARG:CB	27:zD:30:PRO:HG2	2.36	0.55
2:CB:472:ILE:HD13	4:cK:115:THR:CB	2.34	0.55
1:BC:183:ARG:NH2	33:gC:301:CYC:O1D	2.38	0.55
7:BD:230:ARG:O	7:BD:236:THR:HG21	2.07	0.55
8:CD:72:GLY:HA3	44:CD:518:DGD:HE2	1.88	0.55
7:BE:256:MET:HA	7:BE:263:THR:HG21	1.89	0.55
36:CE:503:CLA:H172	36:CE:508:CLA:HBB1	1.89	0.55
10:EE:45:ASP:OD2	20:RE:4:ARG:NH2	2.40	0.55
4:YF:75:THR:HG21	3:ZF:112:VAL:N	2.22	0.55
3:IG:101:VAL:HG12	3:IG:155:TYR:CE2	2.34	0.55
4:JG:67:ARG:HH11	29:QG:65:GLU:HG3	1.71	0.55
1:BH:218:PRO:HB2	1:BH:219:ALA:HB2	1.89	0.55
1:BI:210:GLU:OE2	4:z4:128:GLN:NE2	2.39	0.55
1:BJ:239:ALA:H	4:1G:62:TYR:C	2.15	0.55
4:YK:77:ARG:C	4:YK:79:ALA:N	2.64	0.55
3:IL:112:VAL:HG12	3:IL:116:TYR:CD2	2.35	0.55
7:B1:492:TRP:C	7:B1:494:ASN:N	2.64	0.55
10:E1:45:ASP:OD2	20:R1:4:ARG:NH2	2.40	0.55
18:O1:48:PRO:O	18:O1:267:ARG:NH1	2.38	0.55
9:d1:90:LEU:HD12	9:d1:96:GLU:HG2	1.89	0.55
31:d2:44:LEU:CD1	31:d2:99:LEU:HD11	2.37	0.55
31:j2:24:ILE:HD13	32:k2:42:ASN:ND2	2.20	0.55
33:j2:202:CYC:CBC	32:k2:153:CYS:CB	2.83	0.55
32:c3:27:LEU:O	32:c3:31:VAL:HG23	2.06	0.55
31:d3:64:PRO:CD	31:d3:65:TYR:H	2.19	0.55
31:d3:64:PRO:CD	31:d3:65:TYR:N	2.70	0.55
32:k3:123:PRO:HD2	32:k3:123:PRO:O	2.06	0.55
32:m3:117:TYR:HA	32:m3:122:THR:OG1	2.07	0.55
4:a4:2:GLN:N	4:a4:100:ASP:OD2	2.39	0.55
2:B4:160:MET:HG2	2:B4:163:SER:OG	2.07	0.55

Continued on next page...

Continued from previous page...

Atom-1	Atom-2	Interatomic distance (Å)	Clash overlap (Å)
2:B4:663:ASN:OD1	5:8G:42:ARG:NH1	2.39	0.55
2:B4:731:VAL:CG1	2:B4:735:ARG:HD2	2.37	0.55
33:B4:1001:CYC:HB	33:B4:1001:CYC:HMA1	1.71	0.55
2:C4:368:SER:OG	2:C4:371:GLU:CB	2.54	0.55
4:R4:134:LYS:HE3	4:R4:150:GLY:HA2	1.87	0.55
32:g5:64:PRO:HD2	32:g5:65:GLN:N	2.21	0.55
32:m5:123:PRO:HD2	32:m5:123:PRO:O	2.06	0.55
32:c6:114:ARG:NH2	32:c6:169:ALA:O	2.39	0.55
32:e6:64:PRO:HD2	32:e6:65:GLN:N	2.21	0.55
31:h6:64:PRO:CD	31:h6:65:TYR:N	2.69	0.55
31:b7:64:PRO:CD	31:b7:65:TYR:N	2.70	0.55
32:e7:27:LEU:O	32:e7:31:VAL:HG23	2.06	0.55
32:e7:123:PRO:O	32:e7:123:PRO:HD2	2.06	0.55
32:g7:123:PRO:O	32:g7:123:PRO:HD2	2.06	0.55
31:h7:118:ILE:HG23	31:h7:122:PHE:CD2	2.41	0.55
31:j7:108:ASP:OD1	31:j7:112:ILE:CD1	2.48	0.55
1:B8:230:ARG:HD2	1:B8:230:ARG:H	1.71	0.55
32:i8:117:TYR:CA	32:i8:122:THR:OG1	2.54	0.55
33:j8:202:CYC:CMD	32:k8:151:GLY:N	2.69	0.55
32:k8:59:LEU:CD1	32:k8:130:GLY:HA3	2.36	0.55
31:f9:64:PRO:CD	31:f9:65:TYR:N	2.69	0.55
32:g9:59:LEU:CD1	32:g9:130:GLY:HA3	2.35	0.55
32:i9:75:THR:OG1	32:i9:78:ARG:HG3	2.07	0.55
31:j9:44:LEU:CD1	31:j9:99:LEU:HD11	2.37	0.55
33:jA:202:CYC:HMD1	32:kA:151:GLY:HA3	1.83	0.55
32:kA:27:LEU:O	32:kA:31:VAL:HG23	2.06	0.55
31:lA:64:PRO:CD	31:lA:65:TYR:N	2.69	0.55
4:aB:2:GLN:N	4:aB:100:ASP:OD2	2.39	0.55
32:cC:123:PRO:HD2	32:cC:123:PRO:O	2.06	0.55
31:fC:60:TYR:CD1	31:fC:67:THR:HG22	2.38	0.55
32:iC:59:LEU:CD1	32:iC:130:GLY:HA3	2.36	0.55
31:jC:64:PRO:CD	31:jC:65:TYR:N	2.70	0.55
33:jC:202:CYC:CMD	32:kC:151:GLY:N	2.69	0.55
31:lC:64:PRO:CD	31:lC:65:TYR:N	2.70	0.55
7:bD:271:THR:HG23	7:bD:274:GLN:HE22	1.72	0.55
36:bD:603:CLA:HHD	43:hD:105:BCR:H332	1.87	0.55
17:mD:27:ILE:CD1	17:mD:27:ILE:H	2.04	0.55
8:cE:251:PHE:HZ	43:cE:515:BCR:H313	1.69	0.55
27:zE:32:ASN:N	27:zE:32:ASN:OD1	2.40	0.55
5:8G:21:GLU:OE2	5:8G:24:ASN:ND2	2.40	0.55
32:eI:59:LEU:CD1	32:eI:130:GLY:HA3	2.36	0.55

Continued on next page...

Continued from previous page...

Atom-1	Atom-2	Interatomic distance (Å)	Clash overlap (Å)
31:hI:44:LEU:CD1	31:hI:99:LEU:HD11	2.37	0.55
33:jI:202:CYC:CBC	32:kI:153:CYS:CB	2.83	0.55
31:lI:44:LEU:HD12	31:lI:99:LEU:HD12	1.88	0.55
32:eJ:123:PRO:HD2	32:eJ:123:PRO:O	2.06	0.55
31:jJ:44:LEU:CD1	31:jJ:99:LEU:HD11	2.37	0.55
3:SB:2:SER:OG	3:SB:3:ILE:N	2.38	0.55
4:TB:64:ASP:CG	4:TB:67:ARG:CZ	2.80	0.55
1:BC:58:HIS:HB2	33:gC:301:CYC:CGA	2.36	0.55
8:CD:337:ILE:HG21	8:CD:346:TRP:HB2	1.88	0.55
8:CD:392:ASN:OD1	8:CD:394:VAL:CG2	2.44	0.55
43:BE:615:BCR:H313	39:BE:618:LMG:H112	1.88	0.55
15:KE:11:PRO:CB	15:KE:14:TYR:HB2	2.37	0.55
19:QE:74:PHE:HA	19:QE:78:PRO:HD2	1.88	0.55
33:YF:201:CYC:HBB2	2:C4:615:VAL:HB	1.89	0.55
1:BH:61:LEU:HA	32:gH:84:ARG:NH2	2.22	0.55
1:BJ:61:LEU:HA	32:gJ:84:ARG:NH2	2.22	0.55
1:BJ:239:ALA:O	4:1G:64:ASP:OD2	2.25	0.55
3:JK:52:LYS:NZ	1:B8:228:VAL:CA	2.65	0.55
4:MK:108:VAL:HG13	4:MK:112:LEU:HD12	1.88	0.55
3:AL:71:ASN:ND2	3:AL:121:THR:OG1	2.39	0.55
3:IL:51:ILE:HD11	3:IL:89:LEU:HD12	1.88	0.55
3:IL:94:TYR:HD1	4:JL:9:ILE:HD12	1.70	0.55
3:NL:52:LYS:CE	1:B5:201:THR:HA	2.36	0.55
36:C1:503:CLA:H172	36:C1:508:CLA:HBB1	1.88	0.55
7:b1:271:THR:HG23	7:b1:274:GLN:HE22	1.72	0.55
8:c1:251:PHE:HE2	36:c1:507:CLA:CAA	2.18	0.55
8:c1:263:LEU:HD22	8:c1:424:PHE:HB3	1.88	0.55
33:c2:202:CYC:CMA	33:c2:202:CYC:HB	2.18	0.55
32:e2:27:LEU:O	32:e2:31:VAL:HG23	2.06	0.55
31:f2:126:PRO:CD	31:f2:127:SER:N	2.66	0.55
32:g2:123:PRO:HD2	32:g2:123:PRO:O	2.06	0.55
31:h2:64:PRO:CD	31:h2:65:TYR:N	2.69	0.55
32:i2:27:LEU:O	32:i2:31:VAL:HG23	2.06	0.55
1:B2:205:ARG:N	3:o4:77:MET:HE1	2.22	0.55
1:B2:235:VAL:HA	3:O4:82:LEU:HD23	1.87	0.55
32:e3:59:LEU:CD1	32:e3:130:GLY:HA3	2.36	0.55
33:i3:201:CYC:CMA	33:i3:201:CYC:HB	2.18	0.55
32:k3:139:LEU:HD21	32:k3:160:ILE:HB	1.88	0.55
4:T4:158:SER:O	4:aB:161:SER:C	2.50	0.55
2:C4:160:MET:HG2	2:C4:163:SER:OG	2.07	0.55
4:P4:121:VAL:HG12	33:P4:201:CYC:HMC3	1.89	0.55

Continued on next page...

Continued from previous page...

Atom-1	Atom-2	Interatomic distance (Å)	Clash overlap (Å)
1:B5:61:LEU:HA	32:g5:84:ARG:NH2	2.22	0.55
1:B5:202:SER:OG	1:B5:203:VAL:N	2.37	0.55
31:f5:64:PRO:CD	31:f5:65:TYR:N	2.69	0.55
32:i5:155:ALA:C	32:i5:158:SER:HG	2.12	0.55
31:j5:106:PRO:O	31:j5:110:TYR:CD2	2.55	0.55
33:j5:202:CYC:CMD	32:k5:151:GLY:N	2.69	0.55
33:j5:202:CYC:C3D	32:k5:149:THR:OG1	2.54	0.55
32:k5:139:LEU:HD21	32:k5:160:ILE:HB	1.88	0.55
31:b6:64:PRO:CD	31:b6:65:TYR:H	2.19	0.55
31:d6:44:LEU:CD1	31:d6:99:LEU:HD11	2.37	0.55
31:d6:108:ASP:OD1	31:d6:112:ILE:CD1	2.49	0.55
31:j6:106:PRO:CD	31:j6:107:MET:N	2.66	0.55
31:l6:64:PRO:CD	31:l6:65:TYR:N	2.70	0.55
32:c7:123:PRO:HD2	32:c7:123:PRO:O	2.06	0.55
32:k7:27:LEU:O	32:k7:31:VAL:HG23	2.06	0.55
33:c8:202:CYC:CMA	33:c8:202:CYC:HB	2.19	0.55
31:j8:64:PRO:CD	31:j8:65:TYR:N	2.70	0.55
33:j8:202:CYC:CBC	32:k8:153:CYS:CB	2.83	0.55
33:j8:202:CYC:HMD1	32:k8:151:GLY:HA3	1.83	0.55
31:l8:64:PRO:CD	31:l8:65:TYR:N	2.69	0.55
31:f9:106:PRO:CD	31:f9:107:MET:N	2.66	0.55
32:g9:64:PRO:HD2	32:g9:65:GLN:N	2.21	0.55
33:i9:201:CYC:CMA	33:i9:201:CYC:HB	2.18	0.55
32:k9:123:PRO:O	32:k9:123:PRO:HD2	2.06	0.55
31:bA:64:PRO:CD	31:bA:65:TYR:N	2.70	0.55
31:dA:44:LEU:CD1	31:dA:99:LEU:HD11	2.37	0.55
33:jA:202:CYC:CBC	32:kA:153:CYS:CB	2.83	0.55
31:hC:52:ILE:HG12	31:hC:92:LEU:CD1	2.28	0.55
32:iC:123:PRO:O	32:iC:123:PRO:HD2	2.06	0.55
31:jC:64:PRO:CD	31:jC:65:TYR:H	2.19	0.55
33:jC:202:CYC:C3D	32:kC:149:THR:OG1	2.54	0.55
9:dD:90:LEU:HD12	9:dD:96:GLU:HG2	1.89	0.55
15:kD:39:GLN:NE2	15:kD:39:GLN:HA	2.17	0.55
19:qE:74:PHE:HA	19:qE:78:PRO:HD2	1.88	0.55
31:bH:64:PRO:CD	31:bH:65:TYR:H	2.19	0.55
31:bH:73:ASN:CG	31:bH:122:PHE:O	2.50	0.55
31:hH:44:LEU:HD12	31:hH:99:LEU:HD12	1.88	0.55
32:iH:59:LEU:CD1	32:iH:130:GLY:HA3	2.36	0.55
32:kH:27:LEU:O	32:kH:31:VAL:HG23	2.06	0.55
31:bI:73:ASN:CG	31:bI:122:PHE:O	2.50	0.55
31:fI:64:PRO:CD	31:fI:65:TYR:N	2.69	0.55

Continued on next page...

Continued from previous page...

Atom-1	Atom-2	Interatomic distance (Å)	Clash overlap (Å)
32:iI:59:LEU:CD1	32:iI:130:GLY:HA3	2.36	0.55
31:jI:64:PRO:CD	31:jI:65:TYR:N	2.70	0.55
31:dJ:159:ASN:ND2	32:mJ:46:SER:O	2.32	0.55
32:iJ:117:TYR:HA	32:iJ:122:THR:OG1	2.07	0.55
32:kJ:139:LEU:HD21	32:kJ:160:ILE:HB	1.88	0.55
32:mJ:117:TYR:CA	32:mJ:122:THR:OG1	2.54	0.55
4:jK:56:VAL:HG22	4:jK:60:LEU:HD12	1.88	0.55
4:nK:119:LEU:HD11	33:nK:201:CYC:HAA2	1.87	0.55
2:CB:171:LEU:CD2	2:CB:235:PHE:CZ	2.90	0.55
2:CB:465:LEU:HD22	2:CB:684:LEU:HD11	1.87	0.55
1:BC:68:PHE:HE1	32:iC:88:ILE:CB	2.19	0.55
7:BE:314:TYR:HB3	7:BE:317:ASN:HD22	1.72	0.55
33:IF:201:CYC:HB	33:IF:201:CYC:HMA1	1.71	0.55
3:IG:39:ILE:CD1	3:IG:145:ASP:HB3	2.37	0.55
3:IG:58:LEU:HD21	3:IG:129:GLY:HA2	1.87	0.55
30:VG:10:LYS:O	30:VG:10:LYS:HD2	2.07	0.55
1:BI:58:HIS:CG	33:gI:301:CYC:O2A	2.60	0.55
1:BI:61:LEU:HA	32:gI:84:ARG:NH2	2.22	0.55
1:BI:104:TYR:CE2	32:cI:112:GLY:CA	2.83	0.55
33:IK:201:CYC:HB	33:IK:201:CYC:HMA1	1.71	0.55
4:MK:112:LEU:HD11	33:MK:201:CYC:HMB2	1.88	0.55
8:C1:440:ALA:HB1	13:I1:31:ASN:OD1	2.03	0.55
36:b1:603:CLA:HHD	43:h1:105:BCR:H332	1.87	0.55
44:c1:518:DGD:O3E	24:v1:59:ASN:ND2	2.38	0.55
26:y1:70:LEU:C	26:y1:70:LEU:HD13	2.32	0.55
31:b2:64:PRO:CD	31:b2:65:TYR:N	2.70	0.55
32:c2:27:LEU:O	32:c2:31:VAL:HG23	2.06	0.55
31:b3:64:PRO:CD	31:b3:65:TYR:N	2.70	0.55
32:g3:84:ARG:NH2	1:B3:61:LEU:HA	2.22	0.55
33:g3:202:CYC:CGA	1:B3:58:HIS:HB2	2.36	0.55
31:h3:44:LEU:CD1	31:h3:99:LEU:HD11	2.37	0.55
31:l3:44:LEU:CD1	31:l3:99:LEU:HD11	2.37	0.55
2:C4:465:LEU:HD22	2:C4:684:LEU:HD11	1.87	0.55
31:b5:73:ASN:CG	31:b5:122:PHE:O	2.50	0.55
31:b5:118:ILE:HG23	31:b5:122:PHE:CD2	2.41	0.55
31:d5:44:LEU:HD12	31:d5:99:LEU:HD12	1.88	0.55
32:i5:27:LEU:O	32:i5:31:VAL:HG23	2.06	0.55
32:i5:123:PRO:HD2	32:i5:123:PRO:O	2.06	0.55
31:f6:64:PRO:CD	31:f6:65:TYR:N	2.69	0.55
33:g6:202:CYC:O2A	1:B6:58:HIS:CG	2.60	0.55
31:h6:28:PHE:O	31:h6:32:ARG:HG3	2.07	0.55

Continued on next page...

Continued from previous page...

Atom-1	Atom-2	Interatomic distance (Å)	Clash overlap (Å)
32:i6:75:THR:OG1	32:i6:78:ARG:HG3	2.07	0.55
31:l6:73:ASN:CG	31:l6:122:PHE:O	2.50	0.55
1:B6:48:TRP:CD1	1:B6:60:MET:HE1	2.40	0.55
31:j7:44:LEU:CD1	31:j7:99:LEU:HD11	2.37	0.55
31:j7:106:PRO:O	31:j7:110:TYR:CD2	2.55	0.55
31:l7:106:PRO:CD	31:l7:107:MET:N	2.66	0.55
31:b8:64:PRO:CD	31:b8:65:TYR:H	2.19	0.55
31:b8:73:ASN:CG	31:b8:122:PHE:O	2.50	0.55
31:b8:118:ILE:O	31:b8:122:PHE:CD2	2.54	0.55
32:c8:139:LEU:HD21	32:c8:160:ILE:HB	1.88	0.55
31:f8:18:PHE:CE1	32:g8:91:ARG:CG	2.84	0.55
31:h8:118:ILE:HG23	31:h8:122:PHE:CD2	2.41	0.55
32:i8:109:CYS:SG	33:i8:202:CYC:CAB	2.93	0.55
32:k8:27:LEU:O	32:k8:31:VAL:HG23	2.06	0.55
32:m8:114:ARG:NH2	32:m8:169:ALA:O	2.39	0.55
31:b9:73:ASN:CG	31:b9:122:PHE:O	2.50	0.55
32:k9:117:TYR:HA	32:k9:122:THR:OG1	2.07	0.55
31:bA:44:LEU:HD12	31:bA:99:LEU:HD12	1.88	0.55
31:bA:73:ASN:CG	31:bA:122:PHE:O	2.50	0.55
33:jA:202:CYC:C3D	32:kA:149:THR:OG1	2.54	0.55
31:lA:44:LEU:CD1	31:lA:99:LEU:HD11	2.37	0.55
32:mA:59:LEU:CD1	32:mA:130:GLY:HA3	2.35	0.55
4:tB:90:ARG:NH2	4:tB:94:TYR:OH	2.39	0.55
31:bC:64:PRO:CD	31:bC:65:TYR:H	2.19	0.55
31:hC:44:LEU:HD12	31:hC:99:LEU:HD12	1.88	0.55
32:iC:64:PRO:HD2	32:iC:65:GLN:N	2.21	0.55
32:mC:123:PRO:HD2	32:mC:123:PRO:O	2.06	0.55
9:dD:147:THR:HA	9:dD:150:ILE:HG22	1.89	0.55
19:qD:61:SER:HA	19:qD:64:GLN:HB2	1.87	0.55
7:bE:256:MET:HA	7:bE:263:THR:HG21	1.88	0.55
43:bE:616:BCR:H313	39:bE:619:LMG:H112	1.88	0.55
3:fF:105:GLU:HA	3:fF:109:VAL:HG12	1.88	0.55
32:cH:27:LEU:O	32:cH:31:VAL:HG23	2.06	0.55
32:iH:75:THR:OG1	32:iH:78:ARG:HG3	2.07	0.55
32:iH:117:TYR:HA	32:iH:122:THR:OG1	2.07	0.55
31:hI:64:PRO:CD	31:hI:65:TYR:N	2.69	0.55
31:jI:64:PRO:CD	31:jI:65:TYR:H	2.19	0.55
31:lI:73:ASN:CG	31:lI:122:PHE:O	2.50	0.55
31:bJ:64:PRO:CD	31:bJ:65:TYR:N	2.70	0.55
32:cJ:123:PRO:O	32:cJ:123:PRO:HD2	2.06	0.55
32:iJ:27:LEU:O	32:iJ:31:VAL:HG23	2.06	0.55

Continued on next page...

Continued from previous page...

Atom-1	Atom-2	Interatomic distance (Å)	Clash overlap (Å)
2:BB:465:LEU:HD22	2:BB:684:LEU:HD11	1.87	0.55
18:OD:242:ILE:HG22	18:OD:264:VAL:H	1.72	0.55
3:IG:40:ALA:O	3:IG:44:THR:HG23	2.07	0.55
4:JG:75:THR:OG1	3:KG:115:MET:SD	2.65	0.55
4:JG:91:TYR:OH	4:JG:107:ARG:NH1	2.39	0.55
1:BI:205:ARG:NE	1:BI:207:VAL:HG11	2.22	0.55
28:BL:144:ALA:C	3:KL:75:GLU:OE1	2.50	0.55
3:IL:2:SER:N	3:IL:5:THR:HG1	2.05	0.55
3:KL:70:GLY:N	3:KL:73:TYR:OH	2.39	0.55
6:A1:233:GLN:O	9:D1:265:ARG:NH1	2.40	0.55
18:O1:242:ILE:HG22	18:O1:264:VAL:H	1.72	0.55
7:b1:74:SER:HB3	7:b1:78:TRP:CZ2	2.42	0.55
7:b1:314:TYR:HB3	7:b1:317:ASN:HD22	1.72	0.55
8:c1:265:ALA:C	8:c1:268:LEU:HB3	2.32	0.55
15:k1:39:GLN:NE2	15:k1:39:GLN:HA	2.17	0.55
33:g2:202:CYC:O2A	1:B2:58:HIS:CG	2.60	0.55
33:j2:202:CYC:CMD	32:k2:151:GLY:N	2.69	0.55
32:k2:27:LEU:O	32:k2:31:VAL:HG23	2.06	0.55
1:B2:211:LYS:HE3	1:B2:212:GLN:OE1	2.06	0.55
1:B2:238:VAL:HG12	3:O4:76:GLU:O	2.06	0.55
33:c3:201:CYC:CMA	1:B3:126:ILE:HG23	2.37	0.55
31:d3:44:LEU:HD12	31:d3:99:LEU:HD12	1.88	0.55
31:d3:52:ILE:HG12	31:d3:92:LEU:CD1	2.28	0.55
32:g3:64:PRO:HD2	32:g3:65:GLN:N	2.21	0.55
31:h3:64:PRO:CD	31:h3:65:TYR:N	2.69	0.55
32:i3:64:PRO:HD2	32:i3:65:GLN:N	2.21	0.55
2:C4:733:LYS:O	2:C4:737:GLN:NE2	2.39	0.55
31:h5:126:PRO:CD	31:h5:127:SER:N	2.67	0.55
32:i5:75:THR:OG1	32:i5:78:ARG:HG3	2.07	0.55
31:b6:64:PRO:CD	31:b6:65:TYR:N	2.70	0.55
32:k6:117:TYR:HA	32:k6:122:THR:OG1	2.07	0.55
31:b7:64:PRO:CD	31:b7:65:TYR:H	2.19	0.55
31:d7:64:PRO:CD	31:d7:65:TYR:H	2.19	0.55
31:h7:73:ASN:CG	31:h7:122:PHE:O	2.50	0.55
32:k7:123:PRO:HD2	32:k7:123:PRO:O	2.06	0.55
31:l7:44:LEU:CD1	31:l7:99:LEU:HD11	2.37	0.55
1:B7:205:ARG:C	1:B7:207:VAL:N	2.62	0.55
1:B8:61:LEU:HA	32:g8:84:ARG:NH2	2.22	0.55
31:d8:44:LEU:CD1	31:d8:99:LEU:HD11	2.37	0.55
31:d8:52:ILE:HG12	31:d8:92:LEU:CD1	2.28	0.55
31:d8:159:ASN:ND2	32:m8:46:SER:O	2.32	0.55

Continued on next page...

Continued from previous page...

Atom-1	Atom-2	Interatomic distance (Å)	Clash overlap (Å)
32:e8:59:LEU:CD1	32:e8:130:GLY:HA3	2.35	0.55
32:c9:139:LEU:HD21	32:c9:160:ILE:HB	1.88	0.55
32:e9:27:LEU:O	32:e9:31:VAL:HG23	2.06	0.55
33:j9:202:CYC:HMD1	32:k9:151:GLY:HA3	1.83	0.55
31:fA:64:PRO:CD	31:fA:65:TYR:N	2.69	0.55
31:hA:64:PRO:CD	31:hA:65:TYR:N	2.69	0.55
32:iA:109:CYS:SG	33:iA:202:CYC:CAB	2.93	0.55
31:fC:44:LEU:HD12	31:fC:99:LEU:HD12	1.88	0.55
31:fC:64:PRO:CD	31:fC:65:TYR:N	2.69	0.55
32:iC:117:TYR:HA	32:iC:122:THR:OG1	2.07	0.55
31:lC:130:ILE:HG22	31:lC:134:LYS:HE3	1.87	0.55
6:aD:43:THR:OG1	6:aD:118:HIS:ND1	2.39	0.55
6:aD:135:TYR:O	13:iD:32:PRO:HD2	2.07	0.55
7:bD:161:LEU:HD11	8:cE:193:PRO:HD3	1.88	0.55
7:bD:314:TYR:HB3	7:bD:317:ASN:HD22	1.72	0.55
8:cD:192:ASN:HA	40:cD:501:LMT:C6'	2.36	0.55
9:dD:103:ARG:CD	10:eD:76:ILE:HG22	2.13	0.55
7:bE:75:TRP:N	7:bE:75:TRP:CD1	2.73	0.55
7:bE:271:THR:HG23	7:bE:274:GLN:HE22	1.72	0.55
26:yE:70:LEU:C	26:yE:70:LEU:HD13	2.31	0.55
31:fH:64:PRO:CD	31:fH:65:TYR:N	2.69	0.55
32:gH:114:ARG:NH2	32:gH:169:ALA:O	2.38	0.55
31:jH:44:LEU:CD1	31:jH:99:LEU:HD11	2.37	0.55
31:lH:44:LEU:CD1	31:lH:99:LEU:HD11	2.37	0.55
32:mH:117:TYR:HA	32:mH:122:THR:OG1	2.07	0.55
32:kI:117:TYR:HA	32:kI:122:THR:OG1	2.07	0.55
32:kI:139:LEU:HD21	32:kI:160:ILE:HB	1.88	0.55
31:lI:44:LEU:CD1	31:lI:99:LEU:HD11	2.37	0.55
32:cJ:27:LEU:O	32:cJ:31:VAL:HG23	2.06	0.55
31:hJ:64:PRO:CD	31:hJ:65:TYR:N	2.69	0.55
31:hJ:118:ILE:HG23	31:hJ:122:PHE:CD2	2.41	0.55
32:mJ:114:ARG:NH2	32:mJ:169:ALA:O	2.39	0.55
2:CB:701:ASP:CG	4:cK:15:GLN:NE2	2.62	0.55
3:QB:64:ASP:N	3:QB:64:ASP:OD1	2.40	0.55
7:BD:314:TYR:HB3	7:BD:317:ASN:HD22	1.72	0.55
15:KD:11:PRO:CB	15:KD:14:TYR:HB2	2.37	0.55
7:BE:423:PHE:HB3	7:BE:429:PRO:HB3	1.88	0.55
8:CE:390:SER:HG	8:CE:394:VAL:HG23	1.71	0.55
9:DE:95:PRO:HG3	12:HE:52:SER:CA	2.33	0.55
18:OE:242:ILE:HG22	18:OE:264:VAL:H	1.72	0.55
4:MF:108:VAL:HG13	4:MF:112:LEU:HD12	1.88	0.55

Continued on next page...

Continued from previous page...

Atom-1	Atom-2	Interatomic distance (Å)	Clash overlap (Å)
4:LG:78:TYR:CD1	4:LG:78:TYR:C	2.85	0.55
29:QG:152:TYR:CD2	29:QG:152:TYR:C	2.83	0.55
4:YK:75:THR:HG22	3:ZK:111:GLY:CA	2.36	0.55
3:TL:109:VAL:O	3:TL:109:VAL:CG1	2.55	0.55
6:A1:135:TYR:HH	13:I1:31:ASN:HB2	1.69	0.55
7:B1:271:THR:HG23	7:B1:274:GLN:HE22	1.72	0.55
15:K1:9:LYS:NZ	15:K1:9:LYS:HB2	2.20	0.55
6:a1:135:TYR:O	13:i1:32:PRO:HD2	2.07	0.55
36:a1:407:CLA:NB	13:i1:12:VAL:HG23	2.21	0.55
43:b1:616:BCR:H313	39:b1:619:LMG:H112	1.88	0.55
19:q1:61:SER:HA	19:q1:64:GLN:HB2	1.87	0.55
31:b2:44:LEU:CD1	31:b2:99:LEU:HD11	2.37	0.55
31:f2:106:PRO:CD	31:f2:107:MET:N	2.66	0.55
32:m2:27:LEU:O	32:m2:31:VAL:HG23	2.06	0.55
32:m2:64:PRO:HD2	32:m2:65:GLN:N	2.21	0.55
31:j3:44:LEU:CD1	31:j3:99:LEU:HD11	2.37	0.55
2:C4:171:LEU:CD2	2:C4:235:PHE:CZ	2.90	0.55
31:b5:52:ILE:HG12	31:b5:92:LEU:CD1	2.27	0.55
31:b5:118:ILE:O	31:b5:122:PHE:CD2	2.54	0.55
32:c5:154:SER:O	32:c5:157:ALA:N	2.40	0.55
31:f6:2:LYS:CB	31:f6:7:GLU:OE2	2.55	0.55
33:j6:202:CYC:CMD	32:k6:151:GLY:N	2.70	0.55
31:l6:44:LEU:CD1	31:l6:99:LEU:HD11	2.37	0.55
1:B6:237:ARG:O	1:B6:237:ARG:NE	2.40	0.55
31:f7:44:LEU:HD12	31:f7:99:LEU:HD12	1.88	0.55
31:f7:64:PRO:CD	31:f7:65:TYR:N	2.69	0.55
32:k7:139:LEU:HD21	32:k7:160:ILE:HB	1.88	0.55
31:l7:64:PRO:CD	31:l7:65:TYR:N	2.70	0.55
1:B8:58:HIS:CB	33:g8:202:CYC:O1A	2.54	0.55
31:b8:44:LEU:CD1	31:b8:99:LEU:HD11	2.37	0.55
31:f8:44:LEU:HD12	31:f8:99:LEU:HD12	1.88	0.55
31:h8:73:ASN:CG	31:h8:122:PHE:O	2.50	0.55
31:j8:44:LEU:CD1	31:j8:99:LEU:HD11	2.37	0.55
32:k8:117:TYR:HA	32:k8:122:THR:OG1	2.07	0.55
31:l8:44:LEU:CD1	31:l8:99:LEU:HD11	2.37	0.55
31:b9:64:PRO:CD	31:b9:65:TYR:N	2.70	0.55
31:d9:108:ASP:OD1	31:d9:112:ILE:CD1	2.49	0.55
31:l9:44:LEU:CD1	31:l9:99:LEU:HD11	2.37	0.55
32:gA:64:PRO:HD2	32:gA:65:GLN:N	2.21	0.55
31:hA:118:ILE:HG23	31:hA:122:PHE:CD2	2.41	0.55
32:kA:120:LEU:HB2	32:kA:122:THR:HG23	1.89	0.55

Continued on next page...

Continued from previous page...

Atom-1	Atom-2	Interatomic distance (Å)	Clash overlap (Å)
32:mA:117:TYR:HA	32:mA:122:THR:OG1	2.07	0.55
31:bC:44:LEU:HD12	31:bC:99:LEU:HD12	1.88	0.55
31:bC:106:PRO:O	31:bC:110:TYR:CD2	2.55	0.55
32:gC:59:LEU:CD1	32:gC:130:GLY:HA3	2.35	0.55
31:hC:64:PRO:CD	31:hC:65:TYR:N	2.69	0.55
15:kD:44:PHE:C	15:kD:44:PHE:CD1	2.85	0.55
18:oD:242:ILE:HG22	18:oD:264:VAL:H	1.72	0.55
6:aE:135:TYR:O	13:iE:32:PRO:HD2	2.07	0.55
9:dE:90:LEU:HD12	9:dE:96:GLU:HG2	1.89	0.55
4:aF:87:TYR:HB3	33:aF:201:CYC:HBB2	1.88	0.55
4:5G:83:ARG:NH2	33:5G:201:CYC:O2A	2.39	0.55
32:gH:123:PRO:HD2	32:gH:123:PRO:O	2.06	0.55
31:lH:130:ILE:HG22	31:lH:134:LYS:HE3	1.87	0.55
32:mH:114:ARG:NH2	32:mH:169:ALA:O	2.39	0.55
33:jI:202:CYC:HMD3	32:kI:151:GLY:CA	2.25	0.55
32:kI:120:LEU:HB2	32:kI:122:THR:HG23	1.89	0.55
31:hJ:73:ASN:CG	31:hJ:122:PHE:O	2.50	0.55
31:jJ:106:PRO:CD	31:jJ:107:MET:N	2.66	0.55
31:lJ:73:ASN:CG	31:lJ:122:PHE:O	2.50	0.55
31:lJ:118:ILE:HG23	31:lJ:122:PHE:CD2	2.41	0.55
1:BA:61:LEU:HA	32:gA:84:ARG:NH2	2.22	0.55
2:BB:472:ILE:CD1	4:HL:115:THR:CB	2.78	0.55
4:RB:73:TYR:OH	3:SB:90:ARG:NH1	2.40	0.55
1:BC:207:VAL:N	1:BC:208:PRO:CD	2.65	0.55
7:BD:271:THR:HG23	7:BD:274:GLN:HE22	1.72	0.55
6:AE:298:ASN:ND2	8:CE:389:GLY:O	2.39	0.55
8:CE:128:GLU:HA	8:CE:135:GLY:HA3	1.87	0.55
18:OE:59:PRO:HG2	18:OE:164:ILE:HD13	1.88	0.55
3:JF:52:LYS:HE3	1:BH:228:VAL:CG2	2.37	0.55
3:AG:71:ASN:ND2	3:AG:121:THR:OG1	2.39	0.55
3:IG:63:PRO:HB3	1:BJ:220:ASN:ND2	2.22	0.55
3:IG:155:TYR:CD1	3:IG:155:TYR:C	2.84	0.55
4:MG:73:TYR:OH	3:NG:90:ARG:NH1	2.40	0.55
4:IK:71:ASN:OD1	4:IK:77:ARG:NH1	2.40	0.55
3:IL:40:ALA:O	3:IL:44:THR:HG23	2.07	0.55
30:VL:16:ARG:HH11	30:VL:16:ARG:HG3	1.72	0.55
6:A1:298:ASN:ND2	8:C1:389:GLY:O	2.39	0.55
7:B1:230:ARG:O	7:B1:236:THR:HG21	2.07	0.55
8:C1:122:ARG:NE	27:Z1:33:TRP:CH2	2.75	0.55
8:C1:409:PRO:HA	8:C1:412:TRP:HB3	1.89	0.55
13:I1:30:ARG:HG3	13:I1:30:ARG:O	2.07	0.55

Continued on next page...

Continued from previous page...

Atom-1	Atom-2	Interatomic distance (Å)	Clash overlap (Å)
31:b2:52:ILE:HG12	31:b2:92:LEU:CD1	2.27	0.55
31:f2:112:ILE:CB	1:B2:23:VAL:HG21	2.29	0.55
31:h2:73:ASN:CG	31:h2:122:PHE:O	2.50	0.55
32:i2:64:PRO:HD2	32:i2:65:GLN:N	2.21	0.55
31:j2:64:PRO:CD	31:j2:65:TYR:N	2.70	0.55
31:l2:44:LEU:CD1	31:l2:99:LEU:HD11	2.37	0.55
32:m2:117:TYR:HA	32:m2:122:THR:OG1	2.07	0.55
32:c3:154:SER:O	32:c3:157:ALA:N	2.40	0.55
31:f3:2:LYS:CB	31:f3:7:GLU:OE2	2.55	0.55
32:g3:123:PRO:HD2	32:g3:123:PRO:O	2.06	0.55
32:i3:75:THR:OG1	32:i3:78:ARG:HG3	2.07	0.55
32:i3:117:TYR:HA	32:i3:122:THR:OG1	2.07	0.55
2:B4:583:ILE:CD1	4:1G:83:ARG:NE	2.69	0.55
1:B5:218:PRO:HB2	1:B5:219:ALA:HB2	1.89	0.55
31:f5:18:PHE:CE1	32:g5:91:ARG:CG	2.84	0.55
32:g5:139:LEU:HD21	32:g5:160:ILE:HB	1.88	0.55
31:h5:44:LEU:CD1	31:h5:99:LEU:HD11	2.37	0.55
31:l5:118:ILE:O	31:l5:122:PHE:CD2	2.54	0.55
31:b6:44:LEU:CD1	31:b6:99:LEU:HD11	2.37	0.55
31:d6:64:PRO:CD	31:d6:65:TYR:H	2.19	0.55
33:e6:202:CYC:HB	33:e6:202:CYC:CMA	2.18	0.55
31:d7:64:PRO:CD	31:d7:65:TYR:N	2.70	0.55
31:l7:106:PRO:CD	31:l7:107:MET:H	2.08	0.55
31:f8:2:LYS:CB	31:f8:7:GLU:OE2	2.55	0.55
31:l8:130:ILE:HG22	31:l8:134:LYS:HE3	1.87	0.55
31:h9:73:ASN:CG	31:h9:122:PHE:O	2.50	0.55
33:j9:202:CYC:CMD	32:k9:151:GLY:N	2.69	0.55
31:dA:64:PRO:CD	31:dA:65:TYR:H	2.19	0.55
31:hA:44:LEU:HD12	31:hA:99:LEU:HD12	1.88	0.55
32:iA:27:LEU:O	32:iA:31:VAL:HG23	2.06	0.55
31:dC:148:VAL:HG11	33:mC:201:CYC:HMB3	1.84	0.55
33:jC:202:CYC:CGA	33:jC:202:CYC:CMA	2.85	0.55
32:kC:59:LEU:CD1	32:kC:130:GLY:HA3	2.35	0.55
32:kC:139:LEU:HD21	32:kC:160:ILE:HB	1.88	0.55
31:lC:73:ASN:CG	31:lC:122:PHE:O	2.50	0.55
32:mC:139:LEU:HD21	32:mC:160:ILE:HB	1.88	0.55
32:mC:145:PRO:HD2	32:mC:145:PRO:O	2.07	0.55
8:cD:133:PHE:CD1	8:cD:133:PHE:C	2.85	0.55
15:kD:17:PHE:CE2	27:zD:9:LEU:HD23	2.38	0.55
18:oD:107:ASP:N	18:oD:107:ASP:OD1	2.40	0.55
26:yD:70:LEU:C	26:yD:70:LEU:HD13	2.32	0.55

Continued on next page...

Continued from previous page...

Atom-1	Atom-2	Interatomic distance (Å)	Clash overlap (Å)
7:bE:314:TYR:HB3	7:bE:317:ASN:HD22	1.72	0.55
7:bE:495:PHE:N	7:bE:495:PHE:CD1	2.73	0.55
8:cE:133:PHE:C	8:cE:133:PHE:CD1	2.85	0.55
9:dE:80:THR:CA	9:dE:111:TRP:NE1	2.55	0.55
17:mE:32:ARG:CZ	17:mE:32:ARG:CB	2.85	0.55
18:oE:242:ILE:HG22	18:oE:264:VAL:H	1.72	0.55
3:bF:20:PRO:HA	3:bF:23:LEU:HB2	1.89	0.55
32:gH:139:LEU:HD21	32:gH:160:ILE:HB	1.88	0.55
33:jH:202:CYC:CBC	32:kH:153:CYS:CB	2.83	0.55
32:mH:123:PRO:HD2	32:mH:123:PRO:O	2.06	0.55
32:cI:123:PRO:HD2	32:cI:123:PRO:O	2.06	0.55
31:dI:64:PRO:CD	31:dI:65:TYR:N	2.70	0.55
32:gI:139:LEU:HD21	32:gI:160:ILE:HB	1.88	0.55
31:jI:44:LEU:CD1	31:jI:99:LEU:HD11	2.37	0.55
31:lI:118:ILE:O	31:lI:122:PHE:CD2	2.54	0.55
32:mI:123:PRO:HD2	32:mI:123:PRO:O	2.06	0.55
32:mI:145:PRO:HD2	32:mI:145:PRO:O	2.07	0.55
33:cJ:202:CYC:CGA	33:cJ:202:CYC:CMA	2.85	0.55
32:kJ:120:LEU:HB2	32:kJ:122:THR:HG23	1.89	0.55
31:lJ:44:LEU:HD12	31:lJ:99:LEU:HD12	1.88	0.55
31:lJ:64:PRO:CD	31:lJ:65:TYR:N	2.70	0.55
3:bK:20:PRO:HA	3:bK:23:LEU:HB2	1.89	0.55
3:bK:30:VAL:HG11	4:cK:34:GLY:HA3	1.89	0.55
3:fK:105:GLU:HA	3:fK:109:VAL:HG12	1.88	0.55
1:BA:212:GLN:CG	1:BA:213:PRO:HD2	2.35	0.54
2:BB:322:ASN:HD21	4:SL:115:THR:HG21	1.71	0.54
2:CB:641:PHE:HD2	33:YK:201:CYC:O2A	1.90	0.54
1:BC:220:ASN:OD1	3:u4:56:ASN:HA	2.07	0.54
6:AD:298:ASN:ND2	8:CD:389:GLY:O	2.39	0.54
8:CE:10:LEU:HD23	8:CE:10:LEU:O	2.06	0.54
8:CE:313:ALA:HB2	23:UE:126:LEU:HD23	1.87	0.54
3:JF:64:ASP:N	3:JF:64:ASP:OD1	2.40	0.54
4:KF:1:MET:C	2:C4:551:PHE:HD2	2.15	0.54
4:MF:17:LYS:NZ	4:7L:15:GLN:CD	2.65	0.54
4:YF:76:ARG:HD2	2:C4:489:LYS:NZ	2.15	0.54
1:BH:237:ARG:CZ	1:BH:237:ARG:CB	2.85	0.54
1:BJ:226:LYS:HB2	3:4G:66:VAL:CG1	2.36	0.54
28:BL:110:LYS:O	28:BL:111:THR:CB	2.54	0.54
28:BL:118:ALA:CB	4:ML:33:THR:HG21	2.33	0.54
4:JL:75:THR:OG1	3:KL:115:MET:SD	2.65	0.54
4:LL:78:TYR:CD1	4:LL:78:TYR:C	2.85	0.54

Continued on next page...

Continued from previous page...

Atom-1	Atom-2	Interatomic distance (Å)	Clash overlap (Å)
4:OL:73:TYR:OH	3:PL:90:ARG:NH2	2.39	0.54
4:WL:63:SER:OG	4:WL:64:ASP:N	2.40	0.54
9:D1:111:TRP:O	9:D1:112:ALA:C	2.47	0.54
6:a1:43:THR:OG1	6:a1:118:HIS:ND1	2.39	0.54
6:a1:84:PRO:HG3	6:a1:172:LEU:HB3	1.88	0.54
9:d1:90:LEU:HD23	9:d1:112:ALA:HB2	1.89	0.54
18:o1:107:ASP:N	18:o1:107:ASP:OD1	2.40	0.54
18:o1:242:ILE:HG22	18:o1:264:VAL:H	1.72	0.54
31:h2:28:PHE:O	31:h2:32:ARG:HG3	2.07	0.54
32:i2:117:TYR:HA	32:i2:122:THR:OG1	2.07	0.54
31:d3:44:LEU:CD1	31:d3:99:LEU:HD11	2.37	0.54
31:h3:118:ILE:HG23	31:h3:122:PHE:CD2	2.41	0.54
31:j3:130:ILE:HG22	31:j3:134:LYS:HE3	1.87	0.54
32:k3:27:LEU:O	32:k3:31:VAL:HG23	2.06	0.54
32:k3:120:LEU:HB2	32:k3:122:THR:HG23	1.89	0.54
31:l3:118:ILE:O	31:l3:122:PHE:CD2	2.54	0.54
4:T4:161:SER:CB	4:aB:113:LYS:HZ3	2.19	0.54
3:q4:83:ARG:O	3:q4:83:ARG:HD2	2.07	0.54
2:B4:287:SER:OG	2:B4:288:GLU:OE1	2.26	0.54
32:c5:139:LEU:HD21	32:c5:160:ILE:HB	1.88	0.54
32:i5:151:GLY:CA	33:i5:201:CYC:HMD1	2.24	0.54
31:j5:108:ASP:OD1	31:j5:112:ILE:CD1	2.48	0.54
31:d6:64:PRO:CD	31:d6:65:TYR:N	2.70	0.54
1:B6:210:GLU:OE2	4:zB:128:GLN:NE2	2.39	0.54
31:h7:64:PRO:CD	31:h7:65:TYR:N	2.69	0.54
31:l7:44:LEU:HD12	31:l7:99:LEU:HD12	1.88	0.54
32:m7:117:TYR:HA	32:m7:122:THR:OG1	2.07	0.54
1:B7:203:VAL:O	3:wB:77:MET:CE	2.51	0.54
1:B7:230:ARG:NH2	32:c9:10:SER:C	2.65	0.54
31:b8:64:PRO:CD	31:b8:65:TYR:N	2.70	0.54
31:h8:106:PRO:CD	31:h8:107:MET:H	2.08	0.54
32:i8:64:PRO:HD2	32:i8:65:GLN:N	2.21	0.54
31:l8:73:ASN:CG	31:l8:122:PHE:O	2.50	0.54
32:m8:64:PRO:HD2	32:m8:65:GLN:N	2.21	0.54
32:m8:139:LEU:HD21	32:m8:160:ILE:HB	1.88	0.54
31:d9:64:PRO:CD	31:d9:65:TYR:N	2.70	0.54
32:eA:59:LEU:CD1	32:eA:130:GLY:HA3	2.35	0.54
4:aB:59:SER:OG	4:aB:129:ALA:HA	2.07	0.54
3:qB:71:ASN:N	3:qB:71:ASN:OD1	2.39	0.54
31:bC:44:LEU:CD1	31:bC:99:LEU:HD11	2.37	0.54
31:dC:64:PRO:CD	31:dC:65:TYR:N	2.70	0.54

Continued on next page...

Continued from previous page...

Atom-1	Atom-2	Interatomic distance (Å)	Clash overlap (Å)
31:fC:2:LYS:CB	31:fC:7:GLU:OE2	2.55	0.54
31:hC:118:ILE:HG23	31:hC:122:PHE:CD2	2.41	0.54
6:aD:84:PRO:HG3	6:aD:172:LEU:HB3	1.88	0.54
6:aD:84:PRO:HD3	6:aD:172:LEU:HD13	1.88	0.54
27:zD:32:ASN:N	27:zD:32:ASN:OD1	2.40	0.54
6:aE:189:GLU:OE1	6:aE:190:HIS:ND1	2.40	0.54
7:bE:492:TRP:CE3	7:bE:492:TRP:N	2.75	0.54
8:cE:254:SER:C	8:cE:256:GLU:H	2.14	0.54
9:dE:147:THR:HA	9:dE:150:ILE:HG22	1.89	0.54
11:fE:29:THR:C	11:fE:33:LEU:HD23	2.25	0.54
31:dH:64:PRO:CD	31:dH:65:TYR:N	2.70	0.54
33:gH:201:CYC:CGA	33:gH:201:CYC:CMA	2.85	0.54
31:hH:73:ASN:CG	31:hH:122:PHE:O	2.50	0.54
32:cI:114:ARG:NH2	32:cI:169:ALA:O	2.39	0.54
32:mI:114:ARG:NH2	32:mI:169:ALA:O	2.39	0.54
31:bJ:118:ILE:HG23	31:bJ:122:PHE:CD2	2.41	0.54
31:fJ:2:LYS:CB	31:fJ:7:GLU:OE2	2.55	0.54
32:gJ:123:PRO:HD2	32:gJ:123:PRO:O	2.06	0.54
32:kJ:59:LEU:CD1	32:kJ:130:GLY:HA3	2.35	0.54
32:mJ:27:LEU:O	32:mJ:31:VAL:HG23	2.06	0.54
1:BA:199:TRP:HE3	1:BA:199:TRP:H	1.54	0.54
1:BA:220:ASN:OD1	3:uB:56:ASN:HA	2.07	0.54
2:CB:160:MET:HG2	2:CB:163:SER:OG	2.07	0.54
2:CB:733:LYS:O	2:CB:737:GLN:NE2	2.39	0.54
1:BC:236:THR:HG23	1:BC:237:ARG:HG3	1.89	0.54
8:CD:133:PHE:HD2	2:B4:132:PHE:HE1	1.55	0.54
8:CD:192:ASN:CA	40:CD:521:LMT:H11	2.38	0.54
9:DD:95:PRO:HG3	12:HD:52:SER:CA	2.33	0.54
14:JD:10:TRP:CH2	14:JD:11:LEU:CD1	2.91	0.54
19:QD:74:PHE:HA	19:QD:78:PRO:HD2	1.89	0.54
24:VD:159:LYS:CE	24:VD:159:LYS:CA	2.85	0.54
3:PG:20:PRO:HB3	30:VG:151:PRO:HB2	1.88	0.54
4:WG:63:SER:OG	4:WG:64:ASP:N	2.40	0.54
3:IL:58:LEU:HD21	3:IL:129:GLY:HA2	1.88	0.54
30:VL:10:LYS:HD2	30:VL:10:LYS:O	2.07	0.54
9:D1:55:VAL:HG21	9:D1:105:CYS:CB	2.25	0.54
15:K1:11:PRO:CB	15:K1:14:TYR:HB2	2.37	0.54
8:c1:59:VAL:HG12	15:k1:10:LEU:HB3	1.89	0.54
9:d1:113:PHE:C	9:d1:113:PHE:CD1	2.85	0.54
15:k1:44:PHE:CD1	15:k1:44:PHE:C	2.85	0.54
18:o1:59:PRO:HG2	18:o1:164:ILE:HD13	1.88	0.54

Continued on next page...

Continued from previous page...

Atom-1	Atom-2	Interatomic distance (Å)	Clash overlap (Å)
26:y1:72:LEU:HD12	26:y1:72:LEU:C	2.27	0.54
31:f2:2:LYS:CB	31:f2:7:GLU:OE2	2.55	0.54
31:f2:44:LEU:CD1	31:f2:99:LEU:HD11	2.38	0.54
31:l2:118:ILE:HG23	31:l2:122:PHE:CD2	2.41	0.54
31:d3:106:PRO:CD	31:d3:107:MET:N	2.66	0.54
31:f3:44:LEU:CD1	31:f3:99:LEU:HD11	2.38	0.54
32:g3:114:ARG:NH2	32:g3:169:ALA:O	2.38	0.54
32:i3:146:ALA:O	32:i3:147:GLY:C	2.51	0.54
32:k3:59:LEU:CD1	32:k3:130:GLY:HA3	2.35	0.54
32:k3:64:PRO:HD2	32:k3:65:GLN:N	2.21	0.54
3:s4:85:LEU:HG	33:s4:201:CYC:HBC1	1.89	0.54
3:q4:71:ASN:N	3:q4:71:ASN:OD1	2.39	0.54
2:C4:460:ILE:HD13	2:C4:483:ARG:HH22	1.68	0.54
2:C4:472:ILE:HD13	4:cF:115:THR:CB	2.36	0.54
31:b5:52:ILE:HG13	31:b5:92:LEU:HD12	1.83	0.54
32:c6:139:LEU:HD21	32:c6:160:ILE:HB	1.88	0.54
31:d6:44:LEU:HD12	31:d6:99:LEU:HD12	1.88	0.54
31:h6:106:PRO:CD	31:h6:107:MET:H	2.08	0.54
32:i6:123:PRO:HD2	32:i6:123:PRO:O	2.06	0.54
32:k6:59:LEU:CD1	32:k6:130:GLY:HA3	2.36	0.54
32:k6:120:LEU:HB2	32:k6:122:THR:HG23	1.89	0.54
32:c7:27:LEU:O	32:c7:31:VAL:HG23	2.06	0.54
32:g7:59:LEU:CD1	32:g7:130:GLY:HA3	2.35	0.54
31:h7:44:LEU:CD1	31:h7:99:LEU:HD11	2.37	0.54
32:i7:117:TYR:HA	32:i7:122:THR:OG1	2.07	0.54
33:j7:202:CYC:HMD3	32:k7:151:GLY:CA	2.25	0.54
33:j7:202:CYC:CMD	32:k7:151:GLY:N	2.70	0.54
32:k7:117:TYR:HA	32:k7:122:THR:OG1	2.07	0.54
32:c8:64:PRO:HD2	32:c8:65:GLN:N	2.21	0.54
31:f8:44:LEU:CD1	31:f8:99:LEU:HD11	2.38	0.54
32:g8:64:PRO:HD2	32:g8:65:GLN:N	2.21	0.54
32:i8:117:TYR:HA	32:i8:122:THR:OG1	2.07	0.54
31:d9:72:PRO:CD	31:d9:73:ASN:N	2.64	0.54
31:f9:2:LYS:CB	31:f9:7:GLU:OE2	2.55	0.54
31:f9:44:LEU:CD1	31:f9:99:LEU:HD11	2.38	0.54
32:i9:117:TYR:HA	32:i9:122:THR:OG1	2.07	0.54
32:i9:123:PRO:O	32:i9:123:PRO:HD2	2.06	0.54
32:k9:27:LEU:O	32:k9:31:VAL:HG23	2.06	0.54
31:l9:64:PRO:CD	31:l9:65:TYR:N	2.70	0.54
31:l9:73:ASN:CG	31:l9:122:PHE:O	2.50	0.54
31:hA:44:LEU:CD1	31:hA:99:LEU:HD11	2.36	0.54

Continued on next page...

Continued from previous page...

Atom-1	Atom-2	Interatomic distance (Å)	Clash overlap (Å)
32:mA:64:PRO:HD2	32:mA:65:GLN:N	2.21	0.54
32:mA:145:PRO:HD2	32:mA:145:PRO:O	2.07	0.54
4:rB:109:LEU:HD13	4:rB:159:GLY:HA3	1.89	0.54
31:dC:44:LEU:CD1	31:dC:99:LEU:HD11	2.37	0.54
31:hC:73:ASN:CG	31:hC:122:PHE:O	2.50	0.54
32:iC:75:THR:OG1	32:iC:78:ARG:HG3	2.07	0.54
32:kC:120:LEU:HB2	32:kC:122:THR:HG23	1.89	0.54
31:lC:118:ILE:O	31:lC:122:PHE:CD2	2.54	0.54
43:bD:616:BCR:H313	39:bD:619:LMG:H112	1.88	0.54
36:aE:406:CLA:NB	13:iE:12:VAL:HG23	2.21	0.54
8:cE:226:TRP:CH2	40:cE:501:LMT:C10	2.90	0.54
18:oE:107:ASP:N	18:oE:107:ASP:OD1	2.40	0.54
31:fH:44:LEU:HD12	31:fH:99:LEU:HD12	1.88	0.54
31:hH:28:PHE:O	31:hH:32:ARG:HG3	2.07	0.54
32:iH:146:ALA:O	32:iH:147:GLY:C	2.51	0.54
31:hI:73:ASN:CG	31:hI:122:PHE:O	2.50	0.54
32:iI:117:TYR:HA	32:iI:122:THR:OG1	2.07	0.54
31:jI:44:LEU:HD12	31:jI:99:LEU:HD12	1.88	0.54
33:gJ:201:CYC:CGA	33:gJ:201:CYC:CMA	2.85	0.54
4:5L:83:ARG:NH2	33:5L:201:CYC:O2A	2.39	0.54
2:BB:123:GLY:HA2	12:HD:19:GLY:C	2.30	0.54
6:AD:233:GLN:O	9:DD:265:ARG:NH1	2.40	0.54
8:CD:10:LEU:HD23	8:CD:10:LEU:O	2.06	0.54
14:JE:10:TRP:CH2	14:JE:11:LEU:CD1	2.91	0.54
17:ME:32:ARG:HH22	17:mE:36:GLU:CG	2.05	0.54
4:YF:77:ARG:C	4:YF:79:ALA:N	2.64	0.54
3:TG:109:VAL:O	3:TG:109:VAL:CG1	2.55	0.54
1:BI:23:VAL:HB	31:fI:108:ASP:O	2.08	0.54
1:BI:196:GLN:HG3	32:gI:121:GLY:CA	2.33	0.54
1:BJ:23:VAL:HG23	31:fJ:113:ALA:CA	2.38	0.54
28:EK:135:PRO:HB2	29:gK:65:GLU:HG3	1.89	0.54
3:JK:80:THR:CB	33:JK:201:CYC:C3D	2.84	0.54
3:AL:21:GLY:CA	3:IL:100:ASP:OD1	2.55	0.54
3:NL:62:ARG:NH1	3:NL:64:ASP:OD2	2.40	0.54
18:O1:168:THR:HB	18:oD:166:THR:CB	2.38	0.54
8:c1:141:LYS:HB3	8:c1:253:TRP:CZ3	2.41	0.54
15:k1:17:PHE:CE2	27:z1:9:LEU:HD23	2.38	0.54
31:b2:47:LYS:O	31:b2:51:LEU:HG	2.08	0.54
33:c2:202:CYC:CGA	33:c2:202:CYC:CMA	2.85	0.54
31:f2:108:ASP:O	1:B2:23:VAL:HB	2.08	0.54
31:j2:44:LEU:HD12	31:j2:99:LEU:HD12	1.88	0.54

Continued on next page...

Continued from previous page...

Atom-1	Atom-2	Interatomic distance (Å)	Clash overlap (Å)
1:B2:119:VAL:HG21	1:B2:125:LYS:HE2	1.90	0.54
31:l3:44:LEU:HD12	31:l3:99:LEU:HD12	1.88	0.54
32:m3:145:PRO:HD2	32:m3:145:PRO:O	2.07	0.54
3:S4:90:ARG:NH1	4:R4:73:TYR:OH	2.40	0.54
3:y4:20:PRO:HA	3:y4:23:LEU:HB2	1.89	0.54
2:C4:148:ARG:NH1	8:cE:13:ARG:CG	2.67	0.54
2:C4:154:ARG:HB3	8:cE:10:LEU:HD23	1.89	0.54
31:j5:64:PRO:CD	31:j5:65:TYR:N	2.70	0.54
31:l5:44:LEU:CD1	31:l5:99:LEU:HD11	2.37	0.54
31:l5:73:ASN:CG	31:l5:122:PHE:O	2.50	0.54
31:f6:44:LEU:HD12	31:f6:99:LEU:HD12	1.88	0.54
31:b7:73:ASN:CG	31:b7:122:PHE:O	2.50	0.54
31:h7:126:PRO:CD	31:h7:127:SER:N	2.66	0.54
31:j7:44:LEU:HD12	31:j7:99:LEU:HD12	1.88	0.54
31:j7:64:PRO:CD	31:j7:65:TYR:N	2.70	0.54
31:b8:70:GLN:HE21	31:l9:57:GLN:HB3	1.73	0.54
31:h9:44:LEU:CD1	31:h9:99:LEU:HD11	2.37	0.54
31:h9:64:PRO:CD	31:h9:65:TYR:N	2.69	0.54
31:dA:44:LEU:HD12	31:dA:99:LEU:HD12	1.88	0.54
31:dA:47:LYS:O	31:dA:51:LEU:HG	2.08	0.54
31:dA:148:VAL:HG11	33:mA:201:CYC:HMB3	1.84	0.54
32:gA:59:LEU:CD1	32:gA:130:GLY:HA3	2.35	0.54
31:jA:108:ASP:OD1	31:jA:112:ILE:CD1	2.48	0.54
3:sB:85:LEU:HG	33:sB:201:CYC:HBC1	1.89	0.54
31:bC:73:ASN:CG	31:bC:122:PHE:O	2.50	0.54
33:cC:202:CYC:CGA	33:cC:202:CYC:CMA	2.85	0.54
32:eC:64:PRO:HD2	32:eC:65:GLN:N	2.21	0.54
33:mC:201:CYC:CGA	33:mC:201:CYC:CMA	2.85	0.54
6:aD:189:GLU:OE1	6:aD:190:HIS:ND1	2.40	0.54
8:cD:251:PHE:CZ	43:cD:515:BCR:H313	2.41	0.54
6:aE:84:PRO:HG3	6:aE:172:LEU:HB3	1.88	0.54
7:bE:80:LEU:HD13	7:bE:80:LEU:N	2.22	0.54
15:kE:39:GLN:HA	15:kE:39:GLN:NE2	2.17	0.54
4:hF:77:ARG:O	33:hF:201:CYC:HMD3	2.08	0.54
31:bH:44:LEU:CD1	31:bH:99:LEU:HD11	2.37	0.54
32:mH:120:LEU:HB2	32:mH:122:THR:HG23	1.90	0.54
31:lI:78:GLN:HE22	31:jJ:61:ASN:CB	2.20	0.54
31:lJ:106:PRO:O	31:lJ:110:TYR:CD2	2.54	0.54
5:8L:3:SER:HA	5:8L:32:PRO:HA	1.88	0.54
2:BB:160:MET:HG2	2:BB:163:SER:OG	2.07	0.54
2:BB:255:GLN:N	2:BB:396:GLU:OE2	2.41	0.54

Continued on next page...

Continued from previous page...

Atom-1	Atom-2	Interatomic distance (Å)	Clash overlap (Å)
2:BB:492:ARG:NH2	4:LL:91:TYR:OH	2.40	0.54
3:ZB:142:SER:HB3	4:5L:39:ARG:HG2	1.89	0.54
1:BC:200:GLN:NE2	1:BC:202:SER:H	1.60	0.54
8:CD:122:ARG:NE	27:ZD:33:TRP:CH2	2.75	0.54
7:BE:66:MET:O	7:BE:71:VAL:HG12	2.07	0.54
7:BE:271:THR:HG23	7:BE:274:GLN:HE22	1.72	0.54
28:EF:128:ALA:CB	4:YF:58:LYS:CG	2.82	0.54
3:GG:14:GLU:OE1	3:GG:16:ARG:NH1	2.40	0.54
4:HG:115:THR:CG2	2:B4:472:ILE:HD12	2.37	0.54
3:XK:4:VAL:HG12	3:XK:26:ILE:HD12	1.90	0.54
3:IL:84:ASP:HB3	3:IL:88:TYR:HE2	1.71	0.54
8:C1:72:GLY:HA3	44:C1:518:DGD:HE2	1.88	0.54
7:b1:289:GLN:HA	7:b1:292:ILE:CD1	2.35	0.54
27:z1:32:ASN:N	27:z1:32:ASN:OD1	2.40	0.54
31:h2:47:LYS:O	31:h2:51:LEU:HG	2.08	0.54
33:j2:202:CYC:CMD	32:k2:150:PRO:C	2.81	0.54
31:l2:47:LYS:O	31:l2:51:LEU:HG	2.08	0.54
1:B2:203:VAL:O	3:o4:77:MET:CE	2.55	0.54
1:B2:205:ARG:NE	1:B2:207:VAL:HG11	2.22	0.54
31:b3:73:ASN:CG	31:b3:122:PHE:O	2.50	0.54
31:f3:44:LEU:HD12	31:f3:99:LEU:HD12	1.88	0.54
31:f3:64:PRO:CD	31:f3:65:TYR:N	2.69	0.54
32:i3:27:LEU:O	32:i3:31:VAL:HG23	2.06	0.54
33:j3:202:CYC:CGA	33:j3:202:CYC:CMA	2.85	0.54
31:l3:2:LYS:CB	31:l3:7:GLU:OE2	2.56	0.54
3:Q4:64:ASP:N	3:Q4:64:ASP:OD1	2.40	0.54
31:b5:106:PRO:O	31:b5:110:TYR:CD2	2.55	0.54
31:d5:47:LYS:O	31:d5:51:LEU:HG	2.08	0.54
31:f5:126:PRO:CD	31:f5:127:SER:N	2.66	0.54
32:k5:117:TYR:HA	32:k5:122:THR:OG1	2.07	0.54
31:l5:64:PRO:CD	31:l5:65:TYR:H	2.19	0.54
31:l5:106:PRO:O	31:l5:110:TYR:CD2	2.54	0.54
31:h6:47:LYS:O	31:h6:51:LEU:HG	2.08	0.54
31:h6:73:ASN:CG	31:h6:122:PHE:O	2.50	0.54
32:i6:117:TYR:HA	32:i6:122:THR:OG1	2.07	0.54
1:B6:205:ARG:NE	1:B6:207:VAL:HG11	2.22	0.54
31:b7:47:LYS:O	31:b7:51:LEU:HG	2.08	0.54
31:d7:47:LYS:O	31:d7:51:LEU:HG	2.08	0.54
33:g7:201:CYC:CGA	33:g7:201:CYC:CMA	2.85	0.54
32:i7:146:ALA:O	32:i7:147:GLY:C	2.51	0.54
1:B7:214:LYS:H	1:B7:214:LYS:CD	2.13	0.54

Continued on next page...

Continued from previous page...

Atom-1	Atom-2	Interatomic distance (Å)	Clash overlap (Å)
31:d8:64:PRO:CD	31:d8:65:TYR:N	2.70	0.54
32:k8:139:LEU:HD21	32:k8:160:ILE:HB	1.88	0.54
31:b9:47:LYS:O	31:b9:51:LEU:HG	2.08	0.54
32:k9:120:LEU:HB2	32:k9:122:THR:HG23	1.89	0.54
31:l9:2:LYS:CB	31:l9:7:GLU:OE2	2.56	0.54
32:m9:117:TYR:HA	32:m9:122:THR:OG1	2.07	0.54
32:m9:139:LEU:HD21	32:m9:160:ILE:HB	1.88	0.54
33:m9:201:CYC:CGA	33:m9:201:CYC:CMA	2.85	0.54
32:iA:146:ALA:O	32:iA:147:GLY:C	2.51	0.54
32:cC:139:LEU:HD21	32:cC:160:ILE:HB	1.88	0.54
32:eC:123:PRO:HD2	32:eC:123:PRO:O	2.06	0.54
31:lC:44:LEU:CD1	31:lC:99:LEU:HD11	2.37	0.54
32:mC:117:TYR:HA	32:mC:122:THR:OG1	2.07	0.54
8:cE:183:VAL:O	19:qE:106:ARG:NH2	2.41	0.54
31:lH:72:PRO:CD	31:lH:73:ASN:H	2.07	0.54
31:fI:44:LEU:CD1	31:fI:99:LEU:HD11	2.38	0.54
31:bJ:44:LEU:HD12	31:bJ:99:LEU:HD12	1.88	0.54
31:dJ:64:PRO:CD	31:dJ:65:TYR:N	2.70	0.54
32:gJ:59:LEU:CD1	32:gJ:130:GLY:HA3	2.35	0.54
3:fK:12:ASP:OD2	29:gK:108:ARG:NH1	2.40	0.54
30:mK:52:ASP:HA	30:mK:55:SER:HB3	1.90	0.54
2:CB:148:ARG:CZ	8:cD:13:ARG:HG2	2.36	0.54
3:SB:114:GLU:HA	3:SB:117:LYS:HB3	1.89	0.54
4:TB:62:TYR:O	1:B9:240:LEU:HD11	2.01	0.54
8:CE:337:ILE:HG21	8:CE:346:TRP:HB2	1.88	0.54
28:EF:130:ARG:CG	4:YF:57:ALA:HB1	2.37	0.54
4:IF:71:ASN:OD1	4:IF:77:ARG:NH1	2.40	0.54
3:XF:83:ARG:CZ	3:XF:87:TYR:CZ	2.90	0.54
28:BG:110:LYS:HD2	2:B4:48:SER:HB3	1.88	0.54
3:IG:83:ARG:CZ	33:IG:201:CYC:C3A	2.85	0.54
4:JG:131:GLN:NE2	4:JG:157:CYS:SG	2.80	0.54
33:LG:201:CYC:HAA1	2:B4:496:ILE:HG23	1.89	0.54
4:MG:110:ASN:OD1	2:B4:430:ASN:ND2	2.41	0.54
3:TG:3:ILE:HG22	3:TG:100:ASP:HB3	1.88	0.54
1:BI:200:GLN:HE21	1:BI:200:GLN:CA	2.19	0.54
7:B1:246:PHE:CD1	7:B1:246:PHE:C	2.85	0.54
7:B1:314:TYR:HB3	7:B1:317:ASN:HD22	1.72	0.54
13:I1:31:ASN:O	13:I1:33:LYS:N	2.40	0.54
31:d2:47:LYS:O	31:d2:51:LEU:HG	2.08	0.54
32:g2:121:GLY:HA3	1:B2:189:ARG:HD2	1.88	0.54
32:i2:59:LEU:CD1	32:i2:130:GLY:HA3	2.36	0.54

Continued on next page...

Continued from previous page...

Atom-1	Atom-2	Interatomic distance (Å)	Clash overlap (Å)
31:l2:64:PRO:CD	31:l2:65:TYR:H	2.19	0.54
32:m2:114:ARG:NH2	32:m2:169:ALA:O	2.39	0.54
31:b3:2:LYS:CB	31:b3:7:GLU:OE2	2.56	0.54
31:b3:44:LEU:HD12	31:b3:99:LEU:HD12	1.88	0.54
31:f3:64:PRO:CD	31:f3:65:TYR:H	2.18	0.54
32:i3:59:LEU:CD1	32:i3:130:GLY:HA3	2.35	0.54
32:k3:117:TYR:HA	32:k3:122:THR:OG1	2.07	0.54
1:B3:220:ASN:CG	3:o4:56:ASN:OD1	2.49	0.54
3:q4:4:VAL:HG12	3:q4:4:VAL:O	2.06	0.54
2:C4:79:GLY:O	2:C4:81:PRO:CG	2.53	0.54
1:B5:23:VAL:HB	31:f5:108:ASP:O	2.08	0.54
32:c5:64:PRO:HD2	32:c5:65:GLN:N	2.21	0.54
31:h5:47:LYS:O	31:h5:51:LEU:HG	2.08	0.54
31:l5:2:LYS:CB	31:l5:7:GLU:OE2	2.56	0.54
32:m5:117:TYR:HA	32:m5:122:THR:OG1	2.07	0.54
31:f6:47:LYS:O	31:f6:51:LEU:HG	2.08	0.54
32:g6:84:ARG:NH2	1:B6:61:LEU:HA	2.22	0.54
32:m6:120:LEU:HB2	32:m6:122:THR:HG23	1.90	0.54
32:c7:14:THR:CB	1:B7:195:PRO:HD3	2.30	0.54
31:d7:44:LEU:CD1	31:d7:99:LEU:HD11	2.37	0.54
33:j7:202:CYC:CMD	32:k7:150:PRO:C	2.81	0.54
32:m7:44:ILE:HG13	32:m7:142:VAL:CG2	2.24	0.54
1:B8:205:ARG:HH22	3:dK:83:ARG:HG3	1.69	0.54
1:B8:218:PRO:HB2	1:B8:219:ALA:HB2	1.89	0.54
32:k8:120:LEU:HB2	32:k8:122:THR:HG23	1.89	0.54
33:m8:201:CYC:CGA	33:m8:201:CYC:CMA	2.85	0.54
32:c9:27:LEU:O	32:c9:31:VAL:HG23	2.06	0.54
32:e9:123:PRO:HD2	32:e9:123:PRO:O	2.06	0.54
31:h9:118:ILE:O	31:h9:122:PHE:CD2	2.54	0.54
32:m9:27:LEU:O	32:m9:31:VAL:HG23	2.06	0.54
31:bA:106:PRO:O	31:bA:110:TYR:CD2	2.55	0.54
31:bA:118:ILE:O	31:bA:122:PHE:CD2	2.54	0.54
32:eA:123:PRO:O	32:eA:123:PRO:HD2	2.06	0.54
32:gA:114:ARG:NH2	32:gA:169:ALA:O	2.38	0.54
31:hA:28:PHE:O	31:hA:32:ARG:HG3	2.07	0.54
31:jA:47:LYS:O	31:jA:51:LEU:HG	2.08	0.54
31:fC:44:LEU:CD1	31:fC:99:LEU:HD11	2.38	0.54
33:gC:302:CYC:CMB	31:jC:148:VAL:CG1	2.82	0.54
33:jC:202:CYC:CMD	32:kC:150:PRO:C	2.81	0.54
32:mC:64:PRO:HD2	32:mC:65:GLN:N	2.21	0.54
8:cD:59:VAL:HG12	15:kD:10:LEU:HB3	1.90	0.54

Continued on next page...

Continued from previous page...

Atom-1	Atom-2	Interatomic distance (Å)	Clash overlap (Å)
8:cD:256:GLU:HB3	8:cD:259:LEU:HD23	1.90	0.54
26:yD:72:LEU:HD12	26:yD:72:LEU:C	2.28	0.54
8:cE:141:LYS:CD	8:cE:253:TRP:NE1	2.59	0.54
18:oE:61:ASP:H	18:oE:164:ILE:HD12	1.73	0.54
26:yE:72:LEU:HD12	26:yE:72:LEU:C	2.28	0.54
30:mF:52:ASP:HA	30:mF:55:SER:HB3	1.90	0.54
31:lH:73:ASN:CG	31:lH:122:PHE:O	2.50	0.54
31:bI:2:LYS:CB	31:bI:7:GLU:OE2	2.56	0.54
31:dI:44:LEU:CD1	31:dI:99:LEU:HD11	2.37	0.54
31:hI:47:LYS:O	31:hI:51:LEU:HG	2.08	0.54
32:iI:27:LEU:O	32:iI:31:VAL:HG23	2.06	0.54
31:jI:106:PRO:CD	31:jI:107:MET:N	2.66	0.54
31:lI:64:PRO:CD	31:lI:65:TYR:N	2.70	0.54
31:lI:130:ILE:HG22	31:lI:134:LYS:HE3	1.87	0.54
33:mI:201:CYC:CGA	33:mI:201:CYC:CMA	2.85	0.54
31:bJ:106:PRO:O	31:bJ:110:TYR:CD2	2.55	0.54
31:hJ:47:LYS:O	31:hJ:51:LEU:HG	2.08	0.54
31:lJ:2:LYS:CB	31:lJ:7:GLU:OE2	2.56	0.54
31:lJ:44:LEU:CD1	31:lJ:99:LEU:HD11	2.37	0.54
31:lJ:64:PRO:CD	31:lJ:65:TYR:H	2.19	0.54
4:hK:125:ALA:HA	4:hK:128:GLN:HE21	1.72	0.54
1:BA:58:HIS:HB2	33:gA:301:CYC:CGA	2.36	0.54
1:BA:206:PHE:CZ	1:B6:214:LYS:HE3	2.43	0.54
2:BB:287:SER:OG	2:BB:288:GLU:OE1	2.26	0.54
4:WB:67:ARG:CZ	4:WB:67:ARG:CB	2.85	0.54
8:CD:311:LEU:O	23:UD:75:LYS:CG	2.47	0.54
6:AE:339:PHE:N	35:AE:403:CL:CL	2.78	0.54
28:EF:110:LYS:CG	2:C4:44:ALA:O	2.56	0.54
3:XF:80:THR:HG22	1:BH:210:GLU:OE2	2.08	0.54
3:IG:63:PRO:CD	3:4G:69:GLY:HA3	2.37	0.54
1:BI:186:GLU:HG3	1:BI:190:THR:HG22	1.80	0.54
28:EK:140:PHE:CE2	3:ZK:83:ARG:HD2	2.43	0.54
4:JL:131:GLN:NE2	4:JL:157:CYS:SG	2.80	0.54
8:C1:10:LEU:HD23	8:C1:10:LEU:O	2.06	0.54
9:D1:95:PRO:HG3	12:H1:52:SER:CA	2.33	0.54
8:c1:133:PHE:CD1	8:c1:133:PHE:C	2.85	0.54
31:b2:73:ASN:CG	31:b2:122:PHE:O	2.50	0.54
31:b2:118:ILE:HG23	31:b2:122:PHE:CD2	2.41	0.54
31:f2:18:PHE:CE1	32:g2:91:ARG:CG	2.84	0.54
31:f2:44:LEU:HD12	31:f2:99:LEU:HD12	1.88	0.54
31:l2:44:LEU:HD12	31:l2:99:LEU:HD12	1.88	0.54

Continued on next page...

Continued from previous page...

Atom-1	Atom-2	Interatomic distance (Å)	Clash overlap (Å)
32:m2:120:LEU:HB2	32:m2:122:THR:HG23	1.90	0.54
1:B2:192:LEU:CB	1:B2:194:PHE:CD2	2.67	0.54
1:B2:231:PRO:CA	3:O4:52:LYS:HZ1	2.20	0.54
31:b3:47:LYS:O	31:b3:51:LEU:HG	2.08	0.54
32:e3:123:PRO:HD2	32:e3:123:PRO:O	2.06	0.54
32:k3:47:ASN:O	32:k3:51:ILE:HG13	2.08	0.54
32:m3:64:PRO:HD2	32:m3:65:GLN:N	2.21	0.54
32:m3:123:PRO:HD2	32:m3:123:PRO:O	2.06	0.54
1:B3:207:VAL:N	1:B3:208:PRO:CD	2.65	0.54
3:u4:77:MET:CE	33:u4:201:CYC:O2D	2.56	0.54
3:q4:4:VAL:HG11	4:r4:97:LEU:O	2.07	0.54
31:b5:2:LYS:CB	31:b5:7:GLU:OE2	2.56	0.54
31:b5:44:LEU:CD1	31:b5:99:LEU:HD11	2.37	0.54
32:g5:123:PRO:HD2	32:g5:123:PRO:O	2.06	0.54
31:b6:2:LYS:CB	31:b6:7:GLU:OE2	2.56	0.54
32:c6:27:LEU:O	32:c6:31:VAL:HG23	2.06	0.54
31:d6:47:LYS:O	31:d6:51:LEU:HG	2.08	0.54
31:f6:44:LEU:CD1	31:f6:99:LEU:HD11	2.38	0.54
31:h6:44:LEU:CD1	31:h6:99:LEU:HD11	2.36	0.54
32:m6:117:TYR:HA	32:m6:122:THR:OG1	2.07	0.54
33:m6:201:CYC:CGA	33:m6:201:CYC:CMA	2.85	0.54
31:d7:44:LEU:HD12	31:d7:99:LEU:HD12	1.88	0.54
31:l7:126:PRO:CD	31:l7:127:SER:N	2.66	0.54
1:B8:237:ARG:CZ	1:B8:237:ARG:CB	2.85	0.54
31:l8:47:LYS:O	31:l8:51:LEU:HG	2.08	0.54
31:f9:113:ALA:CA	1:B9:23:VAL:HG23	2.38	0.54
31:bA:126:PRO:CD	31:bA:127:SER:H	2.13	0.54
32:iA:117:TYR:HA	32:iA:122:THR:OG1	2.07	0.54
32:kA:59:LEU:CD1	32:kA:130:GLY:HA3	2.36	0.54
32:mA:123:PRO:HD2	32:mA:123:PRO:O	2.06	0.54
3:uB:29:PHE:O	3:uB:36:ARG:NH2	2.41	0.54
3:qB:4:VAL:HG11	4:rB:97:LEU:O	2.07	0.54
31:bC:2:LYS:CB	31:bC:7:GLU:OE2	2.56	0.54
31:hC:64:PRO:CD	31:hC:65:TYR:H	2.19	0.54
26:yE:72:LEU:HD22	39:yE:101:LMG:C14	2.37	0.54
4:aF:83:ARG:HH11	4:aF:87:TYR:HE2	1.55	0.54
29:gF:137:LEU:C	29:gF:139:THR:H	2.12	0.54
4:jF:56:VAL:HG22	4:jF:60:LEU:HD12	1.88	0.54
31:jH:47:LYS:O	31:jH:51:LEU:HG	2.08	0.54
33:jH:202:CYC:CMD	32:kH:150:PRO:C	2.81	0.54
31:lH:64:PRO:CD	31:lH:65:TYR:N	2.70	0.54

Continued on next page...

Continued from previous page...

Atom-1	Atom-2	Interatomic distance (Å)	Clash overlap (Å)
32:cI:154:SER:O	32:cI:157:ALA:N	2.40	0.54
31:jI:106:PRO:O	31:jI:110:TYR:CD2	2.55	0.54
33:jI:202:CYC:CGA	33:jI:202:CYC:CMA	2.85	0.54
31:lI:64:PRO:CD	31:lI:65:TYR:H	2.19	0.54
32:mI:139:LEU:HD21	32:mI:160:ILE:HB	1.88	0.54
31:dJ:47:LYS:O	31:dJ:51:LEU:HG	2.08	0.54
32:kJ:117:TYR:HA	32:kJ:122:THR:OG1	2.07	0.54
32:mJ:117:TYR:HA	32:mJ:122:THR:OG1	2.07	0.54
1:BA:126:ILE:HG23	33:cA:201:CYC:CMA	2.37	0.54
2:BB:48:SER:HB3	28:BL:110:LYS:HD2	1.89	0.54
2:CB:504:ASN:ND2	33:aK:201:CYC:O1A	2.35	0.54
1:BC:119:VAL:HG21	1:BC:125:LYS:HE2	1.90	0.54
7:BD:246:PHE:CD1	7:BD:246:PHE:C	2.85	0.54
13:ID:30:ARG:O	13:ID:30:ARG:HG3	2.07	0.54
18:OD:167:SER:C	18:oE:168:THR:HG23	2.21	0.54
8:CE:140:ASP:N	8:CE:140:ASP:OD1	2.40	0.54
4:HG:73:TYR:HH	3:IG:87:TYR:HD1	1.44	0.54
3:XK:64:ASP:OD1	3:XK:64:ASP:N	2.41	0.54
3:ZK:126:VAL:HG21	33:ZK:201:CYC:C4C	2.37	0.54
3:IL:20:PRO:HD2	3:IL:21:GLY:N	2.16	0.54
3:IL:107:ILE:HD13	4:JL:13:ASP:OD2	2.08	0.54
6:A1:322:ASN:ND2	8:C1:399:THR:HA	2.20	0.54
6:a1:21:VAL:HG22	6:a1:31:GLY:HA2	1.90	0.54
43:c1:515:BCR:C33	13:i1:20:ILE:HD11	2.36	0.54
32:g2:84:ARG:NH2	1:B2:61:LEU:HA	2.22	0.54
32:c3:123:PRO:HD2	32:c3:123:PRO:O	2.06	0.54
31:h3:47:LYS:O	31:h3:51:LEU:HG	2.08	0.54
2:C4:264:LEU:HB2	2:C4:416:ALA:HB2	1.89	0.54
2:C4:775:LYS:HB2	2:C4:775:LYS:HZ3	1.72	0.54
1:B5:23:VAL:HG23	31:f5:113:ALA:CA	2.38	0.54
32:e5:59:LEU:CD1	32:e5:130:GLY:HA3	2.35	0.54
31:f5:2:LYS:CB	31:f5:7:GLU:OE2	2.55	0.54
31:h5:52:ILE:HG12	31:h5:92:LEU:CD1	2.28	0.54
31:h5:118:ILE:O	31:h5:122:PHE:CD2	2.54	0.54
32:i5:117:TYR:HA	32:i5:122:THR:OG1	2.07	0.54
32:k5:123:PRO:HD2	32:k5:123:PRO:O	2.06	0.54
31:b6:47:LYS:O	31:b6:51:LEU:HG	2.08	0.54
32:i6:109:CYS:SG	33:i6:202:CYC:CAB	2.93	0.54
31:l6:2:LYS:CB	31:l6:7:GLU:OE2	2.56	0.54
31:l6:130:ILE:HG22	31:l6:134:LYS:HE3	1.88	0.54
32:m6:59:LEU:CD1	32:m6:130:GLY:HA3	2.35	0.54

Continued on next page...

Continued from previous page...

Atom-1	Atom-2	Interatomic distance (Å)	Clash overlap (Å)
32:g7:64:PRO:HD2	32:g7:65:GLN:N	2.21	0.54
31:l7:2:LYS:CB	31:l7:7:GLU:OE2	2.56	0.54
31:l7:47:LYS:O	31:l7:51:LEU:HG	2.08	0.54
31:l7:73:ASN:CG	31:l7:122:PHE:O	2.50	0.54
1:B7:227:GLN:HE22	32:c9:15:ARG:HA	1.73	0.54
1:B7:234:THR:HB	32:c9:166:ARG:HH21	1.71	0.54
32:i8:75:THR:OG1	32:i8:78:ARG:HG3	2.07	0.54
31:f9:64:PRO:CD	31:f9:65:TYR:H	2.19	0.54
32:g9:114:ARG:NH2	32:g9:169:ALA:O	2.38	0.54
32:g9:123:PRO:HD2	32:g9:123:PRO:O	2.06	0.54
32:iA:139:LEU:HD11	32:iA:161:ALA:HB2	1.90	0.54
31:jA:44:LEU:CD1	31:jA:99:LEU:HD11	2.37	0.54
32:kA:123:PRO:HD2	32:kA:123:PRO:O	2.06	0.54
31:lA:2:LYS:CB	31:lA:7:GLU:OE2	2.56	0.54
31:lA:64:PRO:CD	31:lA:65:TYR:H	2.19	0.54
32:gC:123:PRO:O	32:gC:123:PRO:HD2	2.06	0.54
32:iC:145:PRO:HD2	32:iC:145:PRO:O	2.08	0.54
31:jC:44:LEU:CD1	31:jC:99:LEU:HD11	2.37	0.54
31:jC:47:LYS:O	31:jC:51:LEU:HG	2.08	0.54
31:lC:2:LYS:CB	31:lC:7:GLU:OE2	2.56	0.54
7:bD:74:SER:HB3	7:bD:78:TRP:CZ2	2.42	0.54
8:cD:183:VAL:O	19:qD:106:ARG:NH2	2.41	0.54
9:dD:90:LEU:HD23	9:dD:112:ALA:HB2	1.89	0.54
6:aE:29:TYR:O	6:aE:129:ARG:NH1	2.41	0.54
7:bE:74:SER:HB3	7:bE:78:TRP:CZ2	2.42	0.54
31:bH:118:ILE:O	31:bH:122:PHE:CD2	2.54	0.54
32:kH:117:TYR:HA	32:kH:122:THR:OG1	2.07	0.54
32:mH:59:LEU:CD1	32:mH:130:GLY:HA3	2.35	0.54
32:mH:145:PRO:O	32:mH:145:PRO:HD2	2.07	0.54
33:jI:202:CYC:CMD	32:kI:151:GLY:N	2.69	0.54
31:bJ:44:LEU:CD1	31:bJ:99:LEU:HD11	2.37	0.54
31:bJ:108:ASP:OD1	31:bJ:112:ILE:CD1	2.49	0.54
32:cJ:154:SER:O	32:cJ:157:ALA:N	2.40	0.54
31:dJ:44:LEU:CD1	31:dJ:99:LEU:HD11	2.37	0.54
31:hJ:28:PHE:O	31:hJ:32:ARG:HG3	2.07	0.54
32:iJ:139:LEU:HD11	32:iJ:161:ALA:HB2	1.90	0.54
32:mJ:145:PRO:HD2	32:mJ:145:PRO:O	2.07	0.54
3:dK:47:ARG:NH1	3:dK:86:ASP:OD1	2.41	0.54
4:lK:144:ASP:OD1	4:lK:144:ASP:N	2.40	0.54
2:BB:114:ILE:HD12	2:BB:114:ILE:O	2.08	0.54
2:BB:171:LEU:HD13	2:BB:235:PHE:HZ	1.72	0.54

Continued on next page...

Continued from previous page...

Atom-1	Atom-2	Interatomic distance (Å)	Clash overlap (Å)
2:BB:264:LEU:HB2	2:BB:416:ALA:HB2	1.89	0.54
2:CB:615:VAL:HB	33:YK:201:CYC:HBB2	1.89	0.54
3:XB:102:THR:HA	3:XB:105:GLU:HB2	1.90	0.54
8:CD:140:ASP:OD1	8:CD:140:ASP:N	2.40	0.54
24:VD:160:TYR:N	24:VD:160:TYR:CD1	2.76	0.54
40:BE:623:LMT:C2	13:iE:1:MET:SD	2.90	0.54
8:CE:313:ALA:HB2	23:UE:126:LEU:CG	2.38	0.54
12:HE:17:GLU:CB	2:B4:80:SER:H	2.21	0.54
18:OE:61:ASP:H	18:OE:164:ILE:HD12	1.73	0.54
28:EF:131:ARG:CB	4:YF:62:TYR:HB2	2.22	0.54
28:BG:122:LEU:H	28:BG:122:LEU:CD1	2.14	0.54
4:MG:119:LEU:HD13	33:MG:201:CYC:HBD1	1.90	0.54
30:VG:16:ARG:HH11	30:VG:16:ARG:HG3	1.73	0.54
1:BI:237:ARG:NE	1:BI:237:ARG:O	2.40	0.54
4:YK:75:THR:HG23	3:ZK:111:GLY:CA	2.37	0.54
3:IL:155:TYR:CD1	3:IL:155:TYR:C	2.85	0.54
4:ML:119:LEU:HD13	33:ML:201:CYC:HBD1	1.90	0.54
7:B1:433:ASP:N	7:B1:433:ASP:OD1	2.41	0.54
8:C1:122:ARG:HG2	27:Z1:33:TRP:HZ3	0.65	0.54
16:L1:12:VAL:HG22	17:M1:28:GLN:HE21	1.72	0.54
7:b1:288:VAL:O	7:b1:292:ILE:CB	2.56	0.54
8:c1:281:ASN:ND2	8:c1:295:GLU:OE1	2.41	0.54
36:c1:504:CLA:H172	36:c1:511:CLA:HBB2	1.89	0.54
32:e2:59:LEU:CD1	32:e2:130:GLY:HA3	2.36	0.54
31:h2:118:ILE:O	31:h2:122:PHE:CD2	2.54	0.54
32:i2:145:PRO:HD2	32:i2:145:PRO:O	2.08	0.54
32:k2:117:TYR:HA	32:k2:122:THR:OG1	2.07	0.54
31:l2:73:ASN:CG	31:l2:122:PHE:O	2.50	0.54
32:m2:44:ILE:HG13	32:m2:142:VAL:CG2	2.24	0.54
2:B4:255:GLN:N	2:B4:396:GLU:OE2	2.41	0.54
2:B4:264:LEU:HB2	2:B4:416:ALA:HB2	1.88	0.54
31:d5:106:PRO:CD	31:d5:107:MET:H	2.08	0.54
31:b6:73:ASN:CG	31:b6:122:PHE:O	2.50	0.54
32:c6:154:SER:O	32:c6:157:ALA:N	2.40	0.54
31:l6:44:LEU:HD12	31:l6:99:LEU:HD12	1.88	0.54
1:B6:119:VAL:HG21	1:B6:125:LYS:HE2	1.90	0.54
31:b7:44:LEU:CD1	31:b7:99:LEU:HD11	2.37	0.54
31:b7:106:PRO:O	31:b7:110:TYR:CD2	2.55	0.54
32:c7:139:LEU:HD21	32:c7:160:ILE:HB	1.88	0.54
32:c7:154:SER:O	32:c7:157:ALA:N	2.40	0.54
32:g7:139:LEU:HD21	32:g7:160:ILE:HB	1.88	0.54

Continued on next page...

Continued from previous page...

Atom-1	Atom-2	Interatomic distance (Å)	Clash overlap (Å)
1:B8:23:VAL:HG23	31:f8:113:ALA:CA	2.38	0.54
1:B8:222:LEU:H	1:B8:222:LEU:CD1	2.17	0.54
33:c8:202:CYC:CGA	33:c8:202:CYC:CMA	2.85	0.54
31:h8:28:PHE:O	31:h8:32:ARG:HG3	2.07	0.54
31:j8:47:LYS:O	31:j8:51:LEU:HG	2.08	0.54
32:k8:139:LEU:HD11	32:k8:161:ALA:HB2	1.90	0.54
31:l8:2:LYS:CB	31:l8:7:GLU:OE2	2.56	0.54
31:b9:2:LYS:CB	31:b9:7:GLU:OE2	2.56	0.54
31:d9:44:LEU:CD1	31:d9:99:LEU:HD11	2.37	0.54
33:g9:202:CYC:O2A	1:B9:58:HIS:CG	2.60	0.54
31:h9:52:ILE:HG13	31:h9:92:LEU:HD12	1.83	0.54
32:m9:114:ARG:NH2	32:m9:169:ALA:O	2.39	0.54
1:B9:119:VAL:HG21	1:B9:125:LYS:HE2	1.90	0.54
31:bA:44:LEU:CD1	31:bA:99:LEU:HD11	2.37	0.54
32:cA:123:PRO:HD2	32:cA:123:PRO:O	2.06	0.54
32:eA:64:PRO:HD2	32:eA:65:GLN:N	2.21	0.54
33:gA:302:CYC:CGA	33:gA:302:CYC:CMA	2.85	0.54
3:yB:20:PRO:HA	3:yB:23:LEU:HB2	1.89	0.54
32:gC:139:LEU:HD21	32:gC:160:ILE:HB	1.88	0.54
32:iC:27:LEU:O	32:iC:31:VAL:HG23	2.06	0.54
32:kC:117:TYR:HA	32:kC:122:THR:OG1	2.07	0.54
32:mC:114:ARG:NH2	32:mC:169:ALA:O	2.39	0.54
11:fD:10:ILE:HD12	11:fD:10:ILE:N	2.23	0.54
6:aE:32:TRP:CH2	13:iE:22:GLY:HA3	2.43	0.54
6:aE:43:THR:OG1	6:aE:118:HIS:ND1	2.39	0.54
8:cE:13:ARG:HD3	36:cE:512:CLA:HED2	1.89	0.54
8:cE:18:THR:HG23	8:cE:20:PHE:H	1.72	0.54
4:lF:144:ASP:N	4:lF:144:ASP:OD1	2.40	0.54
32:kH:64:PRO:HD2	32:kH:65:GLN:N	2.21	0.54
31:lH:47:LYS:O	31:lH:51:LEU:HG	2.08	0.54
31:bI:106:PRO:O	31:bI:110:TYR:CD2	2.55	0.54
32:cI:139:LEU:HD21	32:cI:160:ILE:HB	1.88	0.54
32:kI:139:LEU:HD11	32:kI:161:ALA:HB2	1.90	0.54
31:lI:2:LYS:CB	31:lI:7:GLU:OE2	2.56	0.54
32:mI:47:ASN:O	32:mI:51:ILE:HG13	2.08	0.54
2:BB:30:GLN:O	2:BB:298:ARG:NH1	2.41	0.54
2:CB:424:PRO:HG3	2:CB:444:LEU:HD21	1.90	0.54
12:HE:21:VAL:HG12	2:B4:122:GLY:C	2.32	0.54
14:JE:6:LYS:H	14:JE:6:LYS:CD	2.19	0.54
33:IF:201:CYC:HBA1	2:C4:583:ILE:HG23	1.90	0.54
28:BG:140:PHE:HE1	3:KG:86:ASP:CB	2.21	0.54

Continued on next page...

Continued from previous page...

Atom-1	Atom-2	Interatomic distance (Å)	Clash overlap (Å)
3:NG:62:ARG:NH1	3:NG:64:ASP:OD2	2.40	0.54
1:BH:23:VAL:HB	31:fH:108:ASP:O	2.08	0.54
3:IL:63:PRO:CD	3:4L:69:GLY:HA3	2.37	0.54
8:C1:281:ASN:ND2	8:C1:295:GLU:OE1	2.40	0.54
32:k2:139:LEU:HD11	32:k2:161:ALA:HB2	1.90	0.54
1:B2:237:ARG:NE	1:B2:237:ARG:O	2.40	0.54
31:h3:44:LEU:HD12	31:h3:99:LEU:HD12	1.88	0.54
31:h3:73:ASN:CG	31:h3:122:PHE:O	2.50	0.54
3:y4:64:ASP:HB2	3:bF:60:GLN:HE22	1.73	0.54
3:O4:87:TYR:HB3	33:O4:201:CYC:HBB2	1.90	0.54
31:h5:28:PHE:O	31:h5:32:ARG:HG3	2.07	0.54
31:j5:44:LEU:CD1	31:j5:99:LEU:HD11	2.37	0.54
32:m5:145:PRO:HD2	32:m5:145:PRO:O	2.07	0.54
32:c6:112:GLY:CA	1:B6:104:TYR:HE2	2.12	0.54
32:k6:47:ASN:O	32:k6:51:ILE:HG13	2.08	0.54
32:m6:27:LEU:O	32:m6:31:VAL:HG23	2.06	0.54
31:h7:44:LEU:HD12	31:h7:99:LEU:HD12	1.88	0.54
32:k7:120:LEU:HB2	32:k7:122:THR:HG23	1.89	0.54
31:b8:47:LYS:O	31:b8:51:LEU:HG	2.08	0.54
31:h8:64:PRO:CD	31:h8:65:TYR:H	2.19	0.54
32:i8:146:ALA:O	32:i8:147:GLY:C	2.51	0.54
31:j8:64:PRO:CD	31:j8:65:TYR:H	2.19	0.54
31:l8:91:TYR:HE2	31:l8:129:TYR:CE1	2.03	0.54
32:m8:145:PRO:HD2	32:m8:145:PRO:O	2.07	0.54
31:b9:44:LEU:CD1	31:b9:99:LEU:HD11	2.37	0.54
31:f9:47:LYS:O	31:f9:51:LEU:HG	2.08	0.54
31:f9:108:ASP:O	1:B9:23:VAL:HB	2.08	0.54
32:k9:47:ASN:O	32:k9:51:ILE:HG13	2.08	0.54
31:l9:47:LYS:O	31:l9:51:LEU:HG	2.08	0.54
1:B9:237:ARG:O	1:B9:237:ARG:NE	2.40	0.54
32:cA:154:SER:O	32:cA:157:ALA:N	2.40	0.54
31:hA:73:ASN:CG	31:hA:122:PHE:O	2.50	0.54
32:iA:75:THR:OG1	32:iA:78:ARG:HG3	2.07	0.54
32:iA:145:PRO:HD2	32:iA:145:PRO:O	2.08	0.54
32:kA:47:ASN:O	32:kA:51:ILE:HG13	2.08	0.54
32:kA:139:LEU:HD11	32:kA:161:ALA:HB2	1.90	0.54
3:yB:30:VAL:HG11	4:zB:34:GLY:HA3	1.90	0.54
32:cC:154:SER:O	32:cC:157:ALA:N	2.40	0.54
31:dC:47:LYS:O	31:dC:51:LEU:HG	2.08	0.54
31:fC:47:LYS:O	31:fC:51:LEU:HG	2.08	0.54
31:fC:106:PRO:CD	31:fC:107:MET:H	2.08	0.54

Continued on next page...

Continued from previous page...

Atom-1	Atom-2	Interatomic distance (Å)	Clash overlap (Å)
32:gC:139:LEU:HD11	32:gC:161:ALA:HB2	1.90	0.54
31:hC:28:PHE:O	31:hC:32:ARG:HG3	2.07	0.54
32:kC:47:ASN:O	32:kC:51:ILE:HG13	2.08	0.54
8:cE:59:VAL:HG12	15:kE:10:LEU:HB3	1.89	0.54
36:cE:505:CLA:H172	36:cE:511:CLA:HBB2	1.89	0.54
33:eH:202:CYC:CGA	33:eH:202:CYC:CMA	2.85	0.54
32:iH:123:PRO:HD2	32:iH:123:PRO:O	2.06	0.54
32:mH:47:ASN:O	32:mH:51:ILE:HG13	2.08	0.54
31:dI:47:LYS:O	31:dI:51:LEU:HG	2.08	0.54
32:eI:47:ASN:O	32:eI:51:ILE:HG13	2.08	0.54
33:gI:302:CYC:CGA	33:gI:302:CYC:CMA	2.85	0.54
31:hI:52:ILE:HG13	31:hI:92:LEU:HD12	1.83	0.54
32:iJ:145:PRO:HD2	32:iJ:145:PRO:O	2.08	0.54
33:iJ:201:CYC:CGA	33:iJ:201:CYC:CMA	2.85	0.54
4:aK:73:TYR:OH	3:bK:90:ARG:NH1	2.41	0.54
3:6L:82:LEU:N	3:6L:82:LEU:HD23	2.23	0.54
5:8L:21:GLU:OE2	5:8L:24:ASN:ND2	2.40	0.54
2:BB:731:VAL:CG1	2:BB:735:ARG:HD2	2.37	0.54
3:QB:69:GLY:HA3	3:uB:63:PRO:HD2	1.90	0.54
8:CD:74:ILE:HG13	8:CD:75:LEU:HD22	1.90	0.54
6:AE:269:ARG:HB2	9:DE:232:PHE:HB3	1.89	0.54
7:BE:495:PHE:CB	7:BE:503:THR:CB	2.70	0.54
36:BE:601:CLA:HHD	43:XE:102:BCR:H332	1.90	0.54
8:CE:122:ARG:NE	27:ZE:33:TRP:CH2	2.75	0.54
13:IE:30:ARG:O	13:IE:30:ARG:HG3	2.07	0.54
28:EF:131:ARG:CG	28:EF:131:ARG:NH2	2.71	0.54
4:IF:115:THR:HG21	2:C4:587:ASN:HD21	1.71	0.54
3:XF:64:ASP:N	3:XF:64:ASP:OD1	2.41	0.54
28:BG:110:LYS:CD	2:B4:48:SER:HB3	2.37	0.54
1:BH:22:GLU:CA	31:fH:113:ALA:HB1	2.36	0.54
1:BH:230:ARG:HE	1:BH:233:ASN:HB3	1.63	0.54
1:BJ:23:VAL:HG21	31:fJ:112:ILE:CB	2.29	0.54
3:TL:3:ILE:HG22	3:TL:100:ASP:HB3	1.88	0.54
30:VL:52:ASP:HA	30:VL:55:SER:HB3	1.90	0.54
6:A1:233:GLN:OE1	7:B1:7:ARG:NH2	2.41	0.54
7:B1:242:ILE:CD1	7:B1:465:GLY:C	2.80	0.54
7:b1:73:GLN:N	7:b1:73:GLN:OE1	2.41	0.54
8:c1:13:ARG:HD3	36:c1:512:CLA:HED2	1.89	0.54
8:c1:183:VAL:O	19:q1:106:ARG:NH2	2.41	0.54
31:b2:44:LEU:HD12	31:b2:99:LEU:HD12	1.88	0.54
33:g2:201:CYC:CMB	31:j2:148:VAL:CG1	2.82	0.54

Continued on next page...

Continued from previous page...

Atom-1	Atom-2	Interatomic distance (Å)	Clash overlap (Å)
1:B2:240:LEU:HB2	4:T4:67:ARG:CZ	2.28	0.54
32:i3:139:LEU:HD11	32:i3:161:ALA:HB2	1.90	0.54
33:i3:201:CYC:CGA	33:i3:201:CYC:CMA	2.85	0.54
3:X4:102:THR:HA	3:X4:105:GLU:HB2	1.90	0.54
3:y4:30:VAL:HG11	4:z4:34:GLY:HA3	1.90	0.54
3:y4:44:THR:HG22	4:z4:18:TYR:HD2	1.73	0.54
1:B5:237:ARG:CZ	1:B5:237:ARG:CB	2.85	0.54
31:h5:73:ASN:CG	31:h5:122:PHE:O	2.50	0.54
32:i5:146:ALA:O	32:i5:147:GLY:C	2.51	0.54
33:j5:202:CYC:CMD	32:k5:150:PRO:C	2.81	0.54
33:j6:202:CYC:CMD	32:k6:150:PRO:C	2.81	0.54
31:l6:47:LYS:O	31:l6:51:LEU:HG	2.08	0.54
31:h7:28:PHE:O	31:h7:32:ARG:HG3	2.07	0.54
32:i7:139:LEU:HD11	32:i7:161:ALA:HB2	1.90	0.54
1:B7:224:MET:CE	1:B7:225:ALA:N	2.58	0.54
31:b8:2:LYS:CB	31:b8:7:GLU:OE2	2.56	0.54
32:m8:47:ASN:O	32:m8:51:ILE:HG13	2.08	0.54
32:c9:154:SER:O	32:c9:157:ALA:N	2.40	0.54
31:l9:106:PRO:O	31:l9:110:TYR:CD2	2.54	0.54
32:m9:37:ARG:O	32:m9:41:VAL:HG23	2.09	0.54
32:m9:139:LEU:HD11	32:m9:161:ALA:HB2	1.90	0.54
31:dA:159:ASN:ND2	32:mA:46:SER:O	2.32	0.54
31:fA:47:LYS:O	31:fA:51:LEU:HG	2.08	0.54
32:iA:59:LEU:CD1	32:iA:130:GLY:HA3	2.36	0.54
33:jA:202:CYC:CMD	32:kA:150:PRO:C	2.81	0.54
31:lA:73:ASN:CG	31:lA:122:PHE:O	2.50	0.54
32:mA:47:ASN:O	32:mA:51:ILE:HG13	2.08	0.54
33:mA:201:CYC:CGA	33:mA:201:CYC:CMA	2.85	0.54
32:mC:27:LEU:O	32:mC:31:VAL:HG23	2.06	0.54
32:mC:47:ASN:O	32:mC:51:ILE:HG13	2.08	0.54
6:aD:21:VAL:HG22	6:aD:31:GLY:HA2	1.90	0.54
6:aD:32:TRP:CH2	13:iD:22:GLY:HA3	2.43	0.54
8:cD:13:ARG:HD3	36:cD:512:CLA:HED2	1.89	0.54
18:oD:61:ASP:H	18:oD:164:ILE:HD12	1.73	0.54
9:dE:93:TRP:CB	9:dE:99:TRP:NE1	2.71	0.54
9:dE:111:TRP:C	9:dE:111:TRP:CE3	2.85	0.54
29:gF:55:ALA:HB2	29:gF:134:LEU:CD2	2.38	0.54
32:kH:123:PRO:HD2	32:kH:123:PRO:O	2.06	0.54
32:kH:139:LEU:HD11	32:kH:161:ALA:HB2	1.90	0.54
31:hI:28:PHE:O	31:hI:32:ARG:HG3	2.07	0.54
31:bJ:73:ASN:CG	31:bJ:122:PHE:O	2.50	0.54

Continued on next page...

Continued from previous page...

Atom-1	Atom-2	Interatomic distance (Å)	Clash overlap (Å)
31:hJ:64:PRO:CD	31:hJ:65:TYR:H	2.19	0.54
31:hJ:118:ILE:O	31:hJ:122:PHE:CD2	2.54	0.54
32:kJ:139:LEU:HD11	32:kJ:161:ALA:HB2	1.90	0.54
31:lJ:47:LYS:O	31:lJ:51:LEU:HG	2.08	0.54
31:lJ:118:ILE:O	31:lJ:122:PHE:CD2	2.54	0.54
4:aK:127:VAL:HG11	4:eK:69:GLY:HA3	1.90	0.54
4:hK:113:LYS:NZ	4:hK:160:LEU:O	2.39	0.54
7:BD:433:ASP:N	7:BD:433:ASP:OD1	2.41	0.53
36:BD:601:CLA:HHD	43:XD:102:BCR:H332	1.90	0.53
16:LD:12:VAL:HG22	17:MD:28:GLN:HE21	1.72	0.53
6:AE:233:GLN:O	9:DE:265:ARG:NH1	2.40	0.53
7:BE:246:PHE:CD1	7:BE:246:PHE:C	2.85	0.53
8:CE:74:ILE:HG13	8:CE:75:LEU:HD22	1.90	0.53
8:CE:409:PRO:HA	8:CE:412:TRP:HB3	1.89	0.53
18:OE:57:SER:O	18:OE:231:GLN:NE2	2.41	0.53
1:BH:23:VAL:HG23	31:fH:113:ALA:CA	2.38	0.53
1:BJ:196:GLN:C	1:BJ:198:ILE:N	2.63	0.53
3:JK:64:ASP:N	3:JK:64:ASP:OD1	2.40	0.53
7:B1:234:ILE:CG1	36:B1:611:CLA:HAC1	2.25	0.53
9:D1:147:THR:HA	9:D1:150:ILE:HG22	1.89	0.53
18:O1:142:GLU:OE1	7:b1:76:GLY:HA3	2.05	0.53
19:Q1:74:PHE:HA	19:Q1:78:PRO:HD2	1.89	0.53
6:a1:189:GLU:OE1	6:a1:190:HIS:ND1	2.40	0.53
9:d1:68:LEU:HD22	10:e1:49:THR:HG21	1.90	0.53
32:g2:139:LEU:HD11	32:g2:161:ALA:HB2	1.90	0.53
32:i2:139:LEU:HD11	32:i2:161:ALA:HB2	1.90	0.53
32:i2:155:ALA:C	32:i2:158:SER:HG	2.11	0.53
32:m2:139:LEU:HD11	32:m2:161:ALA:HB2	1.91	0.53
1:B2:192:LEU:HD13	1:B2:194:PHE:CE2	2.44	0.53
31:d3:47:LYS:O	31:d3:51:LEU:HG	2.08	0.53
1:B3:119:VAL:HG21	1:B3:125:LYS:HE2	1.90	0.53
3:S4:114:GLU:HA	3:S4:117:LYS:HB3	1.89	0.53
3:u4:29:PHE:O	3:u4:36:ARG:NH2	2.41	0.53
2:B4:171:LEU:HD13	2:B4:235:PHE:HZ	1.72	0.53
2:B4:424:PRO:HG3	2:B4:444:LEU:HD21	1.90	0.53
2:B4:762:GLN:C	2:B4:765:GLU:HG3	2.33	0.53
2:C4:30:GLN:O	2:C4:298:ARG:NH1	2.41	0.53
2:C4:154:ARG:NH2	8:cE:32:LEU:HD22	2.23	0.53
1:B5:236:THR:HG21	3:4L:83:ARG:HE	1.70	0.53
33:i5:201:CYC:CGA	33:i5:201:CYC:CMA	2.85	0.53
31:l5:24:ILE:CG2	33:m5:201:CYC:HBB2	2.36	0.53

Continued on next page...

Continued from previous page...

Atom-1	Atom-2	Interatomic distance (Å)	Clash overlap (Å)
33:m5:201:CYC:CGA	33:m5:201:CYC:CMA	2.85	0.53
31:f6:113:ALA:CA	1:B6:23:VAL:HG23	2.38	0.53
32:g6:139:LEU:HD11	32:g6:161:ALA:HB2	1.90	0.53
33:i6:201:CYC:CGA	33:i6:201:CYC:CMA	2.85	0.53
33:e7:202:CYC:CGA	33:e7:202:CYC:CMA	2.85	0.53
32:i7:75:THR:OG1	32:i7:78:ARG:HG3	2.07	0.53
31:j7:47:LYS:O	31:j7:51:LEU:HG	2.08	0.53
32:m7:47:ASN:O	32:m7:51:ILE:HG13	2.08	0.53
1:B8:199:TRP:CZ2	3:dK:59:PHE:CD2	2.96	0.53
32:g8:123:PRO:O	32:g8:123:PRO:HD2	2.06	0.53
32:i8:47:ASN:O	32:i8:51:ILE:HG13	2.08	0.53
32:m8:117:TYR:HA	32:m8:122:THR:OG1	2.07	0.53
32:g9:84:ARG:NH2	1:B9:61:LEU:HA	2.22	0.53
32:i9:145:PRO:O	32:i9:145:PRO:HD2	2.08	0.53
33:j9:202:CYC:CMD	32:k9:150:PRO:C	2.81	0.53
31:l9:44:LEU:HD12	31:l9:99:LEU:HD12	1.88	0.53
1:B9:205:ARG:NE	1:B9:207:VAL:HG11	2.22	0.53
31:fA:2:LYS:CB	31:fA:7:GLU:OE2	2.55	0.53
32:kA:117:TYR:HA	32:kA:122:THR:OG1	2.07	0.53
3:yB:44:THR:HG22	4:zB:18:TYR:HD2	1.73	0.53
31:hC:47:LYS:O	31:hC:51:LEU:HG	2.08	0.53
32:kC:139:LEU:HD11	32:kC:161:ALA:HB2	1.90	0.53
6:aD:29:TYR:O	6:aD:129:ARG:NH1	2.41	0.53
36:aD:406:CLA:NB	13:iD:12:VAL:HG23	2.21	0.53
8:cD:226:TRP:HZ3	40:cD:501:LMT:H121	1.72	0.53
8:cD:259:LEU:CD1	36:cD:510:CLA:CHD	2.74	0.53
36:bE:604:CLA:H152	44:hE:104:DGD:HA72	1.89	0.53
18:oE:57:SER:O	18:oE:231:GLN:NE2	2.41	0.53
3:fF:12:ASP:OD2	29:gF:108:ARG:NH1	2.40	0.53
32:cH:139:LEU:HD21	32:cH:160:ILE:HB	1.88	0.53
31:fH:2:LYS:CB	31:fH:7:GLU:OE2	2.55	0.53
31:fH:44:LEU:CD1	31:fH:99:LEU:HD11	2.38	0.53
31:fH:64:PRO:CD	31:fH:65:TYR:H	2.18	0.53
32:gH:139:LEU:HD11	32:gH:161:ALA:HB2	1.90	0.53
32:iH:47:ASN:O	32:iH:51:ILE:HG13	2.08	0.53
31:bI:44:LEU:CD1	31:bI:99:LEU:HD11	2.37	0.53
31:bI:118:ILE:O	31:bI:122:PHE:CD2	2.54	0.53
31:fI:2:LYS:CB	31:fI:7:GLU:OE2	2.55	0.53
31:fI:47:LYS:O	31:fI:51:LEU:HG	2.08	0.53
33:gI:302:CYC:CMB	31:jI:148:VAL:CG1	2.83	0.53
31:lI:47:LYS:O	31:lI:51:LEU:HG	2.08	0.53

Continued on next page...

Continued from previous page...

Atom-1	Atom-2	Interatomic distance (Å)	Clash overlap (Å)
32:mI:117:TYR:HA	32:mI:122:THR:OG1	2.07	0.53
31:fJ:64:PRO:CD	31:fJ:65:TYR:N	2.69	0.53
32:iJ:59:LEU:CD1	32:iJ:130:GLY:HA3	2.36	0.53
32:iJ:75:THR:OG1	32:iJ:78:ARG:HG3	2.07	0.53
31:jJ:47:LYS:O	31:jJ:51:LEU:HG	2.08	0.53
3:6L:23:LEU:HD13	4:7L:42:THR:HG22	1.90	0.53
2:CB:30:GLN:O	2:CB:298:ARG:NH1	2.41	0.53
2:CB:79:GLY:O	2:CB:81:PRO:CG	2.53	0.53
2:CB:583:ILE:HG23	33:IK:201:CYC:HBA1	1.90	0.53
1:BC:212:GLN:CG	1:BC:213:PRO:HD2	2.35	0.53
18:OD:57:SER:O	18:OD:231:GLN:NE2	2.41	0.53
7:BE:40:TYR:HD1	39:tE:101:LMG:H292	1.73	0.53
9:DE:17:VAL:HG21	25:XE:32:GLN:HG2	1.90	0.53
16:LE:12:VAL:HG22	17:ME:28:GLN:HE21	1.72	0.53
4:MF:112:LEU:HD11	33:MF:201:CYC:CMB	2.39	0.53
3:KG:114:GLU:CG	2:B4:646:LYS:HZ3	2.19	0.53
1:BI:23:VAL:HG23	31:fI:113:ALA:CA	2.38	0.53
1:BJ:23:VAL:HB	31:fJ:108:ASP:O	2.08	0.53
3:LK:44:THR:HG22	3:LK:47:ARG:HH12	1.73	0.53
8:C1:440:ALA:CB	13:I1:31:ASN:ND2	2.70	0.53
18:O1:57:SER:O	18:O1:231:GLN:NE2	2.41	0.53
18:O1:168:THR:CG2	18:oD:166:THR:O	2.53	0.53
27:Z1:12:LEU:HD11	27:Z1:51:VAL:HG23	1.90	0.53
6:a1:32:TRP:CH2	13:i1:22:GLY:HA3	2.43	0.53
6:a1:84:PRO:HD3	6:a1:172:LEU:HD13	1.88	0.53
6:a1:167:SER:OG	6:a1:168:PHE:N	2.41	0.53
7:b1:433:ASP:N	7:b1:433:ASP:OD1	2.41	0.53
32:c2:139:LEU:HD11	32:c2:161:ALA:HB2	1.91	0.53
32:i2:146:ALA:O	32:i2:147:GLY:C	2.51	0.53
32:k2:47:ASN:O	32:k2:51:ILE:HG13	2.08	0.53
31:d3:148:VAL:HG11	33:m3:201:CYC:HMB3	1.84	0.53
32:g3:139:LEU:HD11	32:g3:161:ALA:HB2	1.91	0.53
33:j3:202:CYC:HMD3	32:k3:151:GLY:CA	2.25	0.53
32:k3:139:LEU:HD11	32:k3:161:ALA:HB2	1.90	0.53
31:l3:47:LYS:O	31:l3:51:LEU:HG	2.08	0.53
31:l3:73:ASN:CG	31:l3:122:PHE:O	2.50	0.53
32:m3:44:ILE:HG13	32:m3:142:VAL:CG2	2.24	0.53
1:B3:218:PRO:CG	3:o4:75:GLU:OE2	2.45	0.53
4:r4:109:LEU:HD13	4:r4:159:GLY:HA3	1.90	0.53
32:i5:139:LEU:HD11	32:i5:161:ALA:HB2	1.90	0.53
31:b7:2:LYS:CB	31:b7:7:GLU:OE2	2.56	0.53

Continued on next page...

Continued from previous page...

Atom-1	Atom-2	Interatomic distance (Å)	Clash overlap (Å)
31:h7:118:ILE:O	31:h7:122:PHE:CD2	2.54	0.53
32:i7:155:ALA:C	32:i7:158:SER:HG	2.10	0.53
31:j8:130:ILE:HD11	31:j8:162:SER:OG	2.09	0.53
32:c9:114:ARG:NH2	32:c9:169:ALA:O	2.39	0.53
31:d9:47:LYS:O	31:d9:51:LEU:HG	2.08	0.53
31:f9:113:ALA:HB1	1:B9:22:GLU:CA	2.36	0.53
31:h9:47:LYS:O	31:h9:51:LEU:HG	2.08	0.53
31:j9:47:LYS:O	31:j9:51:LEU:HG	2.08	0.53
32:k9:139:LEU:HD11	32:k9:161:ALA:HB2	1.90	0.53
31:l9:24:ILE:CG2	33:m9:201:CYC:HBB2	2.36	0.53
31:bA:2:LYS:CB	31:bA:7:GLU:OE2	2.56	0.53
31:bC:64:PRO:CD	31:bC:65:TYR:N	2.70	0.53
32:mC:120:LEU:HB2	32:mC:122:THR:HG23	1.90	0.53
7:bD:73:GLN:N	7:bD:73:GLN:OE1	2.41	0.53
9:dD:93:TRP:CB	9:dD:99:TRP:NE1	2.71	0.53
9:dD:246:MET:HG2	9:dD:264:LYS:HE3	1.91	0.53
11:fD:11:THR:O	11:fD:11:THR:OG1	2.25	0.53
8:cE:60:SER:CA	15:kE:10:LEU:CB	2.73	0.53
31:bH:47:LYS:O	31:bH:51:LEU:HG	2.08	0.53
31:lH:2:LYS:CB	31:lH:7:GLU:OE2	2.56	0.53
32:cI:139:LEU:HD11	32:cI:161:ALA:HB2	1.90	0.53
31:hI:64:PRO:CD	31:hI:65:TYR:H	2.19	0.53
32:iI:75:THR:OG1	32:iI:78:ARG:HG3	2.07	0.53
32:iI:139:LEU:HD11	32:iI:161:ALA:HB2	1.90	0.53
31:jI:108:ASP:OD1	31:jI:112:ILE:CD1	2.48	0.53
31:bJ:2:LYS:CB	31:bJ:7:GLU:OE2	2.56	0.53
31:fJ:44:LEU:CD1	31:fJ:99:LEU:HD11	2.38	0.53
32:kJ:47:ASN:O	32:kJ:51:ILE:HG13	2.08	0.53
2:CB:77:THR:O	27:zD:33:TRP:CZ3	2.60	0.53
2:CB:489:LYS:CE	4:YK:76:ARG:NH2	2.71	0.53
4:WB:64:ASP:N	4:WB:64:ASP:OD1	2.41	0.53
6:AD:269:ARG:HB2	9:DD:232:PHE:HB3	1.89	0.53
8:CD:409:PRO:HA	8:CD:412:TRP:HB3	1.89	0.53
9:DD:17:VAL:HG21	25:XD:32:GLN:HG2	1.90	0.53
27:ZD:12:LEU:HD11	27:ZD:51:VAL:HG23	1.90	0.53
7:BE:193:PHE:O	12:HE:64:ASN:ND2	2.42	0.53
7:BE:242:ILE:CD1	7:BE:465:GLY:C	2.80	0.53
3:JF:52:LYS:O	3:JF:56:ASN:ND2	2.42	0.53
4:YF:76:ARG:NH2	2:C4:489:LYS:NZ	2.48	0.53
3:AG:21:GLY:CA	3:IG:100:ASP:OD1	2.55	0.53
3:TG:14:GLU:OE2	3:TG:16:ARG:NH1	2.41	0.53

Continued on next page...

Continued from previous page...

Atom-1	Atom-2	Interatomic distance (Å)	Clash overlap (Å)
1:BJ:222:LEU:H	1:BJ:222:LEU:CD2	2.06	0.53
36:B1:601:CLA:HHD	43:X1:102:BCR:H332	1.90	0.53
7:b1:498:VAL:CG1	9:d1:135:LEU:HB3	2.38	0.53
8:c1:316:GLY:O	8:c1:318:ALA:N	2.41	0.53
26:y1:72:LEU:O	26:y1:76:VAL:HG12	2.07	0.53
31:b2:2:LYS:CB	31:b2:7:GLU:OE2	2.56	0.53
32:m2:145:PRO:O	32:m2:145:PRO:HD2	2.07	0.53
32:c3:139:LEU:HD11	32:c3:161:ALA:HB2	1.91	0.53
1:B3:220:ASN:ND2	1:B3:220:ASN:H	2.06	0.53
3:s4:126:VAL:HG22	33:s4:201:CYC:H3C	1.90	0.53
32:c5:38:LEU:HA	32:c5:41:VAL:HG23	1.91	0.53
32:c5:139:LEU:HD11	32:c5:161:ALA:HB2	1.91	0.53
31:f6:108:ASP:O	1:B6:23:VAL:HB	2.08	0.53
32:m6:47:ASN:O	32:m6:51:ILE:HG13	2.08	0.53
32:c7:37:ARG:O	32:c7:41:VAL:HG23	2.09	0.53
31:f7:2:LYS:CB	31:f7:7:GLU:OE2	2.55	0.53
31:f7:47:LYS:O	31:f7:51:LEU:HG	2.08	0.53
31:l7:91:TYR:CE2	31:l7:129:TYR:HD1	2.25	0.53
1:B7:119:VAL:HG21	1:B7:125:LYS:HE2	1.90	0.53
1:B8:23:VAL:HB	31:f8:108:ASP:O	2.08	0.53
32:c8:26:ALA:O	32:c8:30:MET:HG2	2.09	0.53
32:i8:26:ALA:O	32:i8:30:MET:HG2	2.09	0.53
31:f9:130:ILE:HD11	31:f9:162:SER:OG	2.09	0.53
32:k9:59:LEU:CD1	32:k9:130:GLY:HA3	2.35	0.53
32:cA:139:LEU:HD11	32:cA:161:ALA:HB2	1.91	0.53
32:mA:37:ARG:O	32:mA:41:VAL:HG23	2.09	0.53
31:bC:47:LYS:O	31:bC:51:LEU:HG	2.08	0.53
32:iC:139:LEU:HD11	32:iC:161:ALA:HB2	1.90	0.53
31:lC:24:ILE:CG2	33:mC:201:CYC:HBB2	2.36	0.53
31:lC:44:LEU:HD12	31:lC:99:LEU:HD12	1.88	0.53
31:lC:130:ILE:HD11	31:lC:162:SER:OG	2.09	0.53
6:aD:32:TRP:CZ2	13:iD:22:GLY:CA	2.92	0.53
6:aD:257:ARG:NH1	7:bD:498:VAL:CG2	2.70	0.53
7:bD:433:ASP:OD1	7:bD:433:ASP:N	2.41	0.53
7:bD:498:VAL:CG1	9:dD:135:LEU:HB3	2.38	0.53
8:cD:193:PRO:O	8:cD:196:ILE:N	2.35	0.53
8:cD:316:GLY:O	8:cD:318:ALA:N	2.41	0.53
26:yD:72:LEU:O	26:yD:76:VAL:HG12	2.07	0.53
6:aE:167:SER:OG	6:aE:168:PHE:N	2.41	0.53
7:bE:73:GLN:N	7:bE:73:GLN:OE1	2.41	0.53
7:bE:498:VAL:CG1	9:dE:135:LEU:HB3	2.38	0.53

Continued on next page...

Continued from previous page...

Atom-1	Atom-2	Interatomic distance (Å)	Clash overlap (Å)
26:yE:72:LEU:O	26:yE:76:VAL:HG12	2.07	0.53
3:6G:82:LEU:N	3:6G:82:LEU:HD23	2.23	0.53
31:bH:44:LEU:HD12	31:bH:99:LEU:HD12	1.88	0.53
32:cH:47:ASN:O	32:cH:51:ILE:HG13	2.08	0.53
31:bI:108:ASP:OD1	31:bI:112:ILE:CD1	2.49	0.53
33:jI:202:CYC:CMD	32:kI:150:PRO:C	2.81	0.53
32:gJ:139:LEU:HD11	32:gJ:161:ALA:HB2	1.90	0.53
32:iJ:109:CYS:SG	33:iJ:202:CYC:CAB	2.93	0.53
33:jJ:202:CYC:CMD	32:kJ:150:PRO:C	2.81	0.53
32:kJ:123:PRO:HD2	32:kJ:123:PRO:O	2.06	0.53
3:bK:44:THR:HG22	4:cK:18:TYR:HD2	1.74	0.53
1:BA:119:VAL:HG21	1:BA:125:LYS:HE2	1.90	0.53
2:BB:214:ARG:NH1	2:BB:236:ASN:OD1	2.42	0.53
2:BB:762:GLN:C	2:BB:765:GLU:HG3	2.33	0.53
6:AD:233:GLN:OE1	7:BD:7:ARG:NH2	2.41	0.53
6:AD:322:ASN:ND2	8:CD:399:THR:HA	2.20	0.53
7:BD:40:TYR:HD1	39:tD:101:LMG:H292	1.73	0.53
7:BD:73:GLN:OE1	7:BD:84:VAL:CG2	2.49	0.53
40:BD:623:LMT:C2	13:iD:1:MET:SD	2.91	0.53
8:CD:313:ALA:HB2	23:UD:126:LEU:CG	2.38	0.53
9:DD:104:TRP:CD1	9:DD:104:TRP:C	2.85	0.53
18:OD:168:THR:HG23	18:oE:168:THR:HG23	1.10	0.53
28:EF:135:PRO:HB2	29:gF:65:GLU:HG3	1.89	0.53
4:MF:15:GLN:CG	4:7L:17:LYS:HZ1	2.21	0.53
33:YF:201:CYC:O2A	2:C4:641:PHE:HD2	1.91	0.53
3:IG:107:ILE:HD13	4:JG:13:ASP:OD2	2.08	0.53
3:KL:91:LEU:HB3	3:KL:104:ILE:HD13	1.91	0.53
3:TL:23:LEU:HD12	4:UL:38:VAL:HG23	1.89	0.53
7:B1:40:TYR:HD1	39:t1:101:LMG:H292	1.73	0.53
8:C1:74:ILE:HG13	8:C1:75:LEU:HD22	1.90	0.53
8:C1:313:ALA:HB2	23:U1:126:LEU:CG	2.38	0.53
7:b1:74:SER:CB	7:b1:78:TRP:CZ2	2.92	0.53
8:c1:259:LEU:CB	36:c1:510:CLA:HMD3	2.39	0.53
9:d1:246:MET:HG2	9:d1:264:LYS:HE3	1.91	0.53
32:i2:75:THR:OG1	32:i2:78:ARG:HG3	2.07	0.53
31:l2:2:LYS:CB	31:l2:7:GLU:OE2	2.56	0.53
31:b3:44:LEU:CD1	31:b3:99:LEU:HD11	2.37	0.53
32:i3:155:ALA:C	32:i3:158:SER:HG	2.13	0.53
1:B3:201:THR:C	3:w4:73:TYR:OH	2.51	0.53
4:a4:62:TYR:HE1	33:V4:201:CYC:CHA	2.11	0.53
4:T4:161:SER:CA	4:aB:161:SER:O	2.48	0.53

Continued on next page...

Continued from previous page...

Atom-1	Atom-2	Interatomic distance (Å)	Clash overlap (Å)
2:C4:74:ARG:C	27:zE:30:PRO:CB	2.82	0.53
3:Q4:48:GLU:CG	32:cI:114:ARG:NH1	2.66	0.53
33:e5:202:CYC:CGA	33:e5:202:CYC:CMA	2.85	0.53
32:g5:139:LEU:HD11	32:g5:161:ALA:HB2	1.91	0.53
33:g5:201:CYC:CMB	31:j5:148:VAL:CG1	2.82	0.53
32:i5:145:PRO:HD2	32:i5:145:PRO:O	2.08	0.53
31:b6:130:ILE:HD11	31:b6:162:SER:OG	2.09	0.53
32:g6:114:ARG:NH2	32:g6:169:ALA:O	2.38	0.53
31:j6:126:PRO:CD	31:j6:127:SER:H	2.13	0.53
32:k6:139:LEU:HD11	32:k6:161:ALA:HB2	1.90	0.53
31:b7:108:ASP:OD1	31:b7:112:ILE:CD1	2.49	0.53
32:c7:26:ALA:O	32:c7:30:MET:HG2	2.09	0.53
32:i7:47:ASN:O	32:i7:51:ILE:HG13	2.09	0.53
32:k7:139:LEU:HD11	32:k7:161:ALA:HB2	1.90	0.53
32:m7:139:LEU:HD11	32:m7:161:ALA:HB2	1.90	0.53
31:f8:47:LYS:O	31:f8:51:LEU:HG	2.08	0.53
31:h8:52:ILE:HG12	31:h8:92:LEU:CD1	2.28	0.53
33:i8:201:CYC:CGA	33:i8:201:CYC:CMA	2.85	0.53
31:b9:130:ILE:HD11	31:b9:162:SER:OG	2.09	0.53
32:e9:59:LEU:CD1	32:e9:130:GLY:HA3	2.36	0.53
32:k9:1:MET:HG3	1:B9:42:GLU:OE1	2.09	0.53
32:m9:26:ALA:O	32:m9:30:MET:HG2	2.09	0.53
1:B9:203:VAL:HG12	3:oB:77:MET:HE2	1.72	0.53
31:bA:47:LYS:O	31:bA:51:LEU:HG	2.08	0.53
31:bA:130:ILE:HD11	31:bA:162:SER:OG	2.09	0.53
32:eA:26:ALA:O	32:eA:30:MET:HG2	2.09	0.53
31:jA:64:PRO:CD	31:jA:65:TYR:H	2.19	0.53
31:lA:24:ILE:CG2	33:mA:201:CYC:HBB2	2.36	0.53
31:lA:44:LEU:HD12	31:lA:99:LEU:HD12	1.88	0.53
31:lA:130:ILE:HD11	31:lA:162:SER:OG	2.09	0.53
3:qB:71:ASN:HD22	3:qB:121:THR:HG22	1.74	0.53
31:bC:130:ILE:HD11	31:bC:162:SER:OG	2.09	0.53
31:fC:130:ILE:HD11	31:fC:162:SER:OG	2.09	0.53
32:iC:26:ALA:O	32:iC:30:MET:HG2	2.09	0.53
32:iC:151:GLY:CA	33:iC:201:CYC:HMD1	2.24	0.53
31:jC:130:ILE:HD11	31:jC:162:SER:OG	2.09	0.53
31:lC:47:LYS:O	31:lC:51:LEU:HG	2.08	0.53
26:yD:72:LEU:HD22	39:yD:101:LMG:C14	2.37	0.53
36:aE:406:CLA:HBB2	13:iE:15:PHE:CD2	2.43	0.53
10:eE:35:TRP:HA	11:fE:38:ALA:HB2	1.90	0.53
10:eE:67:THR:OG1	10:eE:75:GLN:CD	2.51	0.53

Continued on next page...

Continued from previous page...

Atom-1	Atom-2	Interatomic distance (Å)	Clash overlap (Å)
32:cH:37:ARG:O	32:cH:41:VAL:HG23	2.09	0.53
31:dH:52:ILE:HG12	31:dH:92:LEU:CD1	2.28	0.53
32:iH:26:ALA:O	32:iH:30:MET:HG2	2.09	0.53
32:iH:145:PRO:HD2	32:iH:145:PRO:O	2.08	0.53
33:cI:202:CYC:CGA	33:cI:202:CYC:CMA	2.85	0.53
31:jI:130:ILE:HD11	31:jI:162:SER:OG	2.09	0.53
32:cJ:114:ARG:NH2	32:cJ:169:ALA:O	2.39	0.53
32:cJ:139:LEU:HD11	32:cJ:161:ALA:HB2	1.91	0.53
31:dJ:130:ILE:HD11	31:dJ:162:SER:OG	2.09	0.53
32:mJ:120:LEU:HB2	32:mJ:122:THR:HG23	1.90	0.53
4:lK:71:ASN:ND2	4:lK:120:GLY:O	2.42	0.53
5:8L:7:THR:HG23	5:8L:51:VAL:HB	1.90	0.53
2:BB:70:ARG:N	2:BB:126:ASP:CB	2.72	0.53
2:BB:424:PRO:HG3	2:BB:444:LEU:HD21	1.90	0.53
2:BB:715:ASP:OD1	4:rB:134:LYS:NZ	2.41	0.53
8:CE:404:PHE:CD1	8:CE:404:PHE:C	2.85	0.53
18:OE:110:ARG:HB3	18:OE:129:ILE:HA	1.91	0.53
3:JF:52:LYS:HZ3	1:BH:229:SER:N	2.06	0.53
3:XF:4:VAL:HG12	3:XF:26:ILE:HD12	1.90	0.53
4:YF:81:CYS:O	33:YF:201:CYC:HAC1	2.08	0.53
28:BG:117:PHE:C	4:MG:148:GLU:OE2	2.52	0.53
3:IG:63:PRO:HD2	3:4G:69:GLY:HA3	1.91	0.53
1:BJ:222:LEU:H	1:BJ:222:LEU:CD1	2.17	0.53
1:BJ:230:ARG:HD2	1:BJ:230:ARG:N	2.24	0.53
4:KK:144:ASP:O	4:KK:147:LYS:NZ	2.40	0.53
4:MK:112:LEU:HD11	33:MK:201:CYC:CMB	2.39	0.53
3:AL:35:ARG:HH21	3:AL:144:GLU:HG3	1.74	0.53
3:IL:71:ASN:ND2	3:IL:121:THR:HG22	2.24	0.53
8:C1:404:PHE:CD1	8:C1:404:PHE:C	2.85	0.53
24:V1:77:VAL:HG11	47:V1:201:HEM:HAD2	1.91	0.53
24:V1:151:ARG:CG	24:V1:154:GLN:CB	2.33	0.53
7:b1:169:SER:OG	7:b1:170:ASP:N	2.41	0.53
11:f1:29:THR:HG22	11:f1:33:LEU:CD2	2.25	0.53
22:t1:1:MET:HE3	39:t1:101:LMG:HC61	1.90	0.53
31:b2:64:PRO:CD	31:b2:65:TYR:H	2.19	0.53
32:c2:26:ALA:O	32:c2:30:MET:HG2	2.09	0.53
33:g2:201:CYC:CGA	33:g2:201:CYC:CMA	2.85	0.53
32:k2:120:LEU:HB2	32:k2:122:THR:HG23	1.89	0.53
33:m2:201:CYC:CGA	33:m2:201:CYC:CMA	2.85	0.53
31:b3:106:PRO:O	31:b3:110:TYR:CD2	2.55	0.53
32:c3:47:ASN:O	32:c3:51:ILE:HG13	2.08	0.53

Continued on next page...

Continued from previous page...

Atom-1	Atom-2	Interatomic distance (Å)	Clash overlap (Å)
32:e3:47:ASN:O	32:e3:51:ILE:HG13	2.08	0.53
32:e3:151:GLY:CA	33:e3:202:CYC:CMD	2.85	0.53
31:f3:130:ILE:HD11	31:f3:162:SER:OG	2.09	0.53
32:i3:145:PRO:HD2	32:i3:145:PRO:O	2.08	0.53
31:j3:130:ILE:HD11	31:j3:162:SER:OG	2.09	0.53
32:m3:26:ALA:O	32:m3:30:MET:HG2	2.09	0.53
1:B3:212:GLN:CB	4:t4:67:ARG:CD	2.87	0.53
1:B3:212:GLN:CG	1:B3:213:PRO:HD2	2.35	0.53
4:a4:65:ILE:O	4:a4:65:ILE:HG12	2.09	0.53
3:q4:71:ASN:HD22	3:q4:121:THR:HG22	1.74	0.53
3:y4:87:TYR:HB3	33:y4:201:CYC:HBB3	1.90	0.53
2:B4:30:GLN:O	2:B4:298:ARG:NH1	2.41	0.53
2:B4:579:THR:OG1	4:1G:87:TYR:OH	2.26	0.53
4:P4:64:ASP:OD1	4:P4:64:ASP:N	2.41	0.53
1:B5:230:ARG:HD2	1:B5:230:ARG:N	2.24	0.53
31:b5:130:ILE:HD11	31:b5:162:SER:OG	2.09	0.53
31:f5:44:LEU:CD1	31:f5:99:LEU:HD11	2.38	0.53
31:f5:47:LYS:O	31:f5:51:LEU:HG	2.08	0.53
31:h5:64:PRO:CD	31:h5:65:TYR:H	2.19	0.53
32:m5:120:LEU:HB2	32:m5:122:THR:HG23	1.90	0.53
31:f6:130:ILE:HD11	31:f6:162:SER:OG	2.09	0.53
33:g6:201:CYC:CMB	31:j6:148:VAL:CG1	2.82	0.53
32:i6:139:LEU:HD11	32:i6:161:ALA:HB2	1.90	0.53
32:i6:145:PRO:HD2	32:i6:145:PRO:O	2.08	0.53
32:m6:26:ALA:O	32:m6:30:MET:HG2	2.09	0.53
32:c7:14:THR:O	1:B7:195:PRO:CG	2.36	0.53
32:c7:47:ASN:O	32:c7:51:ILE:HG13	2.08	0.53
31:h7:130:ILE:HD11	31:h7:162:SER:OG	2.09	0.53
32:i7:26:ALA:O	32:i7:30:MET:HG2	2.09	0.53
32:m7:145:PRO:HD2	32:m7:145:PRO:O	2.07	0.53
33:m7:201:CYC:CGA	33:m7:201:CYC:CMA	2.85	0.53
1:B7:219:ALA:CB	3:oB:52:LYS:HD2	2.39	0.53
1:B8:230:ARG:HE	1:B8:233:ASN:HB3	1.63	0.53
32:c8:47:ASN:O	32:c8:51:ILE:HG13	2.08	0.53
33:j8:202:CYC:CMD	32:k8:150:PRO:C	2.81	0.53
32:m8:44:ILE:HG12	32:m8:142:VAL:HG22	1.80	0.53
32:c9:37:ARG:O	32:c9:41:VAL:HG23	2.09	0.53
32:c9:38:LEU:HA	32:c9:41:VAL:HG23	1.91	0.53
31:d9:130:ILE:HD11	31:d9:162:SER:OG	2.09	0.53
32:i9:47:ASN:O	32:i9:51:ILE:HG13	2.08	0.53
32:gA:26:ALA:O	32:gA:30:MET:HG2	2.09	0.53

Continued on next page...

Continued from previous page...

Atom-1	Atom-2	Interatomic distance (Å)	Clash overlap (Å)
32:gA:139:LEU:HD11	32:gA:161:ALA:HB2	1.91	0.53
31:hA:47:LYS:O	31:hA:51:LEU:HG	2.08	0.53
5:bB:27:PHE:HB3	5:bB:29:LYS:HG3	1.90	0.53
33:iC:201:CYC:CGA	33:iC:201:CYC:CMA	2.85	0.53
6:aD:257:ARG:HB3	9:dD:132:ILE:HG21	1.90	0.53
36:bD:604:CLA:H152	44:hD:104:DGD:HA72	1.89	0.53
8:cD:252:ILE:HD11	8:cD:436:ARG:CD	2.29	0.53
9:dD:29:PHE:O	9:dD:128:ARG:NH1	2.41	0.53
9:dD:68:LEU:HD22	10:eD:49:THR:HG21	1.90	0.53
9:dD:111:TRP:C	9:dD:111:TRP:CE3	2.86	0.53
6:aE:21:VAL:HG22	6:aE:31:GLY:HA2	1.90	0.53
6:aE:32:TRP:CZ2	13:iE:22:GLY:CA	2.92	0.53
7:bE:74:SER:CB	7:bE:78:TRP:CZ2	2.92	0.53
9:dE:29:PHE:O	9:dE:128:ARG:NH1	2.41	0.53
9:dE:246:MET:HG2	9:dE:264:LYS:HE3	1.91	0.53
24:vE:61:ALA:HB1	24:vE:129:MET:HE1	1.90	0.53
3:dF:47:ARG:NH1	3:dF:86:ASP:OD1	2.41	0.53
31:bH:2:LYS:CB	31:bH:7:GLU:OE2	2.56	0.53
33:cH:202:CYC:CGA	33:cH:202:CYC:CMA	2.85	0.53
31:dH:47:LYS:O	31:dH:51:LEU:HG	2.08	0.53
31:jH:130:ILE:HD11	31:jH:162:SER:OG	2.09	0.53
32:kH:120:LEU:HB2	32:kH:122:THR:HG23	1.89	0.53
31:bI:148:VAL:HG11	33:iI:201:CYC:CMB	2.39	0.53
32:gI:139:LEU:HD11	32:gI:161:ALA:HB2	1.90	0.53
32:eJ:26:ALA:O	32:eJ:30:MET:HG2	2.09	0.53
32:mJ:26:ALA:O	32:mJ:30:MET:HG2	2.09	0.53
1:BA:220:ASN:ND2	1:BA:220:ASN:H	2.06	0.53
1:BC:230:ARG:HH21	32:cI:14:THR:HG21	1.64	0.53
7:BD:193:PHE:O	12:HD:64:ASN:ND2	2.42	0.53
8:CD:281:ASN:ND2	8:CD:295:GLU:OE1	2.40	0.53
15:KD:9:LYS:HB2	15:KD:9:LYS:NZ	2.20	0.53
17:MD:32:ARG:HH22	17:mD:36:GLU:CG	2.05	0.53
8:CE:310:LYS:HB3	8:CE:310:LYS:NZ	2.21	0.53
9:DE:104:TRP:CD1	9:DE:104:TRP:C	2.85	0.53
4:MF:15:GLN:HG3	4:7L:17:LYS:HZ3	1.71	0.53
3:XF:83:ARG:NH1	3:XF:87:TYR:OH	2.41	0.53
4:YF:75:THR:HG23	3:ZF:111:GLY:CA	2.37	0.53
4:LG:77:ARG:NH1	2:B4:695:LYS:O	2.41	0.53
1:BJ:218:PRO:HB2	1:BJ:219:ALA:HB2	1.89	0.53
4:YK:73:TYR:OH	3:ZK:90:ARG:NH2	2.41	0.53
3:GL:14:GLU:OE1	3:GL:16:ARG:NH1	2.40	0.53

Continued on next page...

Continued from previous page...

Atom-1	Atom-2	Interatomic distance (Å)	Clash overlap (Å)
3:PL:25:ARG:NH2	30:VL:100:ASP:OD2	2.42	0.53
6:A1:167:SER:OG	6:A1:168:PHE:N	2.41	0.53
8:C1:440:ALA:CB	13:I1:31:ASN:CG	2.81	0.53
9:D1:17:VAL:HG21	25:X1:32:GLN:HG2	1.90	0.53
19:Q1:41:ILE:HG21	19:Q1:93:LEU:HD21	1.91	0.53
24:V1:160:TYR:N	24:V1:160:TYR:CD1	2.76	0.53
6:a1:32:TRP:CZ2	13:i1:22:GLY:CA	2.92	0.53
7:b1:80:LEU:HD22	7:b1:93:PHE:CZ	2.41	0.53
7:b1:80:LEU:HD13	7:b1:80:LEU:N	2.22	0.53
8:c1:74:ILE:HG13	8:c1:75:LEU:HD22	1.91	0.53
8:c1:259:LEU:HD12	36:c1:510:CLA:C4C	2.39	0.53
8:c1:259:LEU:HG	8:c1:259:LEU:O	2.08	0.53
13:i1:30:ARG:HH21	13:i1:30:ARG:HB3	1.72	0.53
31:d2:130:ILE:HD11	31:d2:162:SER:OG	2.09	0.53
31:j2:64:PRO:CD	31:j2:65:TYR:H	2.19	0.53
1:B2:211:LYS:O	1:B2:212:GLN:CB	2.55	0.53
31:b3:130:ILE:HD11	31:b3:162:SER:OG	2.09	0.53
32:i3:26:ALA:O	32:i3:30:MET:HG2	2.09	0.53
32:m3:37:ARG:O	32:m3:41:VAL:HG23	2.09	0.53
32:m3:47:ASN:O	32:m3:51:ILE:HG13	2.08	0.53
3:o4:23:LEU:HD11	4:p4:38:VAL:HG23	0.54	0.53
2:C4:148:ARG:HH12	8:cE:13:ARG:HG2	1.68	0.53
32:e5:26:ALA:O	32:e5:30:MET:HG2	2.09	0.53
32:i5:47:ASN:O	32:i5:51:ILE:HG13	2.09	0.53
32:k5:47:ASN:O	32:k5:51:ILE:HG13	2.08	0.53
32:k5:120:LEU:HB2	32:k5:122:THR:HG23	1.89	0.53
31:l5:47:LYS:O	31:l5:51:LEU:HG	2.08	0.53
31:b6:106:PRO:O	31:b6:110:TYR:CD2	2.55	0.53
31:j6:47:LYS:O	31:j6:51:LEU:HG	2.08	0.53
31:l6:118:ILE:O	31:l6:122:PHE:CD2	2.54	0.53
31:b8:52:ILE:HG13	31:b8:92:LEU:HD12	1.83	0.53
32:c8:154:SER:O	32:c8:157:ALA:N	2.40	0.53
33:e8:202:CYC:CGA	33:e8:202:CYC:CMA	2.85	0.53
31:h8:130:ILE:HD11	31:h8:162:SER:OG	2.09	0.53
32:m8:120:LEU:HB2	32:m8:122:THR:HG23	1.90	0.53
32:g9:121:GLY:HA3	1:B9:189:ARG:HD2	1.89	0.53
33:g9:201:CYC:CGA	33:g9:201:CYC:CMA	2.85	0.53
32:i9:146:ALA:O	32:i9:147:GLY:C	2.51	0.53
33:i9:201:CYC:CGA	33:i9:201:CYC:CMA	2.85	0.53
33:j9:202:CYC:CGA	33:j9:202:CYC:CMA	2.85	0.53
32:m9:47:ASN:O	32:m9:51:ILE:HG13	2.08	0.53

Continued on next page...

Continued from previous page...

Atom-1	Atom-2	Interatomic distance (Å)	Clash overlap (Å)
3:wB:130:VAL:HG11	3:wB:156:LEU:HB3	1.90	0.53
32:cC:47:ASN:O	32:cC:51:ILE:HG13	2.08	0.53
32:gC:26:ALA:O	32:gC:30:MET:HG2	2.09	0.53
32:gC:114:ARG:NH2	32:gC:169:ALA:O	2.38	0.53
33:jC:202:CYC:CBC	32:kC:153:CYS:CB	2.83	0.53
8:cD:290:GLY:O	8:cD:410:ARG:NH1	2.42	0.53
10:eD:35:TRP:HA	11:fD:38:ALA:HB2	1.90	0.53
7:bE:433:ASP:OD1	7:bE:433:ASP:N	2.41	0.53
8:cE:169:LEU:HD13	36:cE:504:CLA:H191	1.91	0.53
9:dE:90:LEU:HD23	9:dE:112:ALA:HB2	1.89	0.53
3:bF:30:VAL:HG11	4:cF:34:GLY:HA3	1.89	0.53
3:kF:24:ASP:HA	3:kF:27:LYS:HB3	1.89	0.53
3:kF:50:ILE:HG23	3:kF:133:MET:HE1	1.91	0.53
4:lF:71:ASN:ND2	4:lF:120:GLY:O	2.42	0.53
4:1G:84:ASP:OD1	4:1G:116:TYR:OH	2.27	0.53
5:8G:7:THR:HG23	5:8G:51:VAL:HB	1.90	0.53
32:cH:26:ALA:O	32:cH:30:MET:HG2	2.09	0.53
32:cI:47:ASN:O	32:cI:51:ILE:HG13	2.08	0.53
32:iI:146:ALA:O	32:iI:147:GLY:C	2.51	0.53
32:kI:82:CYS:HG	33:kI:201:CYC:CAC	2.20	0.53
32:mI:37:ARG:O	32:mI:41:VAL:HG23	2.09	0.53
32:mI:59:LEU:CD1	32:mI:130:GLY:HA3	2.35	0.53
32:cJ:26:ALA:O	32:cJ:30:MET:HG2	2.09	0.53
32:cJ:37:ARG:O	32:cJ:41:VAL:HG23	2.09	0.53
32:cJ:47:ASN:O	32:cJ:51:ILE:HG13	2.08	0.53
31:dJ:44:LEU:HD12	31:dJ:99:LEU:HD12	1.88	0.53
31:fJ:47:LYS:O	31:fJ:51:LEU:HG	2.08	0.53
32:iJ:151:GLY:CA	33:iJ:201:CYC:HMD1	2.24	0.53
3:fK:29:PHE:O	3:fK:36:ARG:NH2	2.41	0.53
4:hK:77:ARG:O	33:hK:201:CYC:HMD3	2.08	0.53
4:7L:113:LYS:O	4:7L:117:ASN:ND2	2.41	0.53
2:BB:84:PHE:CZ	2:BB:161:THR:HA	2.44	0.53
2:BB:828:ARG:NH1	2:BB:829:ALA:O	2.42	0.53
2:CB:828:ARG:NH1	2:CB:829:ALA:O	2.42	0.53
1:BC:206:PHE:HZ	1:BI:214:LYS:HE3	1.73	0.53
6:AD:167:SER:OG	6:AD:168:PHE:N	2.41	0.53
18:OD:61:ASP:H	18:OD:164:ILE:HD12	1.73	0.53
6:AE:322:ASN:HA	6:AE:325:ASN:HB2	1.90	0.53
6:AE:322:ASN:ND2	8:CE:399:THR:HA	2.20	0.53
8:CE:59:VAL:CB	15:KE:10:LEU:CD2	2.84	0.53
9:DE:246:MET:HG2	9:DE:264:LYS:HE3	1.91	0.53

Continued on next page...

Continued from previous page...

Atom-1	Atom-2	Interatomic distance (Å)	Clash overlap (Å)
28:EF:130:ARG:NH2	28:EF:130:ARG:CG	2.72	0.53
3:AG:35:ARG:HH21	3:AG:144:GLU:HG3	1.74	0.53
3:TG:23:LEU:HD12	4:UG:38:VAL:HG23	1.89	0.53
1:BH:42:GLU:OE1	32:kH:1:MET:HG3	2.09	0.53
1:BJ:119:VAL:HG21	1:BJ:125:LYS:HE2	1.90	0.53
3:TL:14:GLU:OE2	3:TL:16:ARG:NH1	2.41	0.53
7:B1:169:SER:OG	7:B1:170:ASP:N	2.41	0.53
8:C1:122:ARG:CZ	27:Z1:33:TRP:CH2	2.85	0.53
8:C1:392:ASN:OD1	8:C1:394:VAL:CG2	2.44	0.53
18:O1:61:ASP:H	18:O1:164:ILE:HD12	1.73	0.53
24:V1:61:ALA:HB1	24:V1:129:MET:HE1	1.90	0.53
6:a1:175:GLY:H	45:d1:402:PHO:H18	1.74	0.53
7:b1:73:GLN:O	7:b1:92:SER:CB	2.56	0.53
9:d1:29:PHE:O	9:d1:128:ARG:NH1	2.41	0.53
9:d1:93:TRP:CB	9:d1:99:TRP:NE1	2.71	0.53
10:e1:67:THR:OG1	10:e1:75:GLN:CD	2.51	0.53
21:S1:40:UNK:CB	22:t1:30:GLY:C	2.82	0.53
24:v1:61:ALA:HB1	24:v1:129:MET:HE1	1.90	0.53
32:i2:26:ALA:O	32:i2:30:MET:HG2	2.09	0.53
32:e3:26:ALA:O	32:e3:30:MET:HG2	2.09	0.53
31:h3:28:PHE:O	31:h3:32:ARG:HG3	2.07	0.53
31:j3:47:LYS:O	31:j3:51:LEU:HG	2.08	0.53
31:l3:64:PRO:CD	31:l3:65:TYR:N	2.70	0.53
32:m3:120:LEU:HB2	32:m3:122:THR:HG23	1.90	0.53
3:u4:63:PRO:HD2	3:Q4:69:GLY:HA3	1.90	0.53
4:R4:83:ARG:NH1	33:R4:201:CYC:O1A	2.40	0.53
32:k5:139:LEU:HD11	32:k5:161:ALA:HB2	1.90	0.53
31:b7:130:ILE:HD11	31:b7:162:SER:OG	2.09	0.53
32:m7:114:ARG:NH2	32:m7:169:ALA:O	2.39	0.53
31:b8:130:ILE:HD11	31:b8:162:SER:OG	2.09	0.53
32:c8:139:LEU:HD11	32:c8:161:ALA:HB2	1.91	0.53
33:g8:201:CYC:CMB	31:j8:148:VAL:CG1	2.82	0.53
32:i8:145:PRO:HD2	32:i8:145:PRO:O	2.08	0.53
33:j8:202:CYC:CGA	33:j8:202:CYC:CMA	2.85	0.53
32:m8:37:ARG:O	32:m8:41:VAL:HG23	2.09	0.53
32:m8:139:LEU:HD11	32:m8:161:ALA:HB2	1.91	0.53
32:g9:139:LEU:HD11	32:g9:161:ALA:HB2	1.90	0.53
31:j9:64:PRO:CD	31:j9:65:TYR:N	2.70	0.53
31:fA:130:ILE:HD11	31:fA:162:SER:OG	2.09	0.53
32:iA:47:ASN:O	32:iA:51:ILE:HG13	2.08	0.53
33:iA:201:CYC:CGA	33:iA:201:CYC:CMA	2.86	0.53

Continued on next page...

Continued from previous page...

Atom-1	Atom-2	Interatomic distance (Å)	Clash overlap (Å)
31:jA:130:ILE:HD11	31:jA:162:SER:OG	2.09	0.53
32:mA:139:LEU:HD11	32:mA:161:ALA:HB2	1.90	0.53
5:bB:7:THR:HG23	5:bB:51:VAL:HG23	1.90	0.53
32:mC:26:ALA:O	32:mC:30:MET:HG2	2.09	0.53
32:mC:139:LEU:HD11	32:mC:161:ALA:HB2	1.90	0.53
6:aD:136:ARG:O	13:iD:32:PRO:CG	2.28	0.53
8:cD:18:THR:HG23	8:cD:20:PHE:H	1.72	0.53
8:cD:169:LEU:HD13	36:cD:504:CLA:H191	1.91	0.53
36:cD:505:CLA:H172	36:cD:511:CLA:HBB2	1.89	0.53
10:eD:67:THR:OG1	10:eD:75:GLN:CD	2.51	0.53
17:mD:11:SER:O	17:mD:11:SER:OG	2.26	0.53
18:oD:57:SER:O	18:oD:231:GLN:NE2	2.41	0.53
7:bE:74:SER:O	7:bE:74:SER:OG	2.18	0.53
8:cE:316:GLY:O	8:cE:318:ALA:N	2.41	0.53
24:vE:124:ASP:N	24:vE:124:ASP:OD1	2.42	0.53
4:aF:73:TYR:OH	3:bF:90:ARG:NH1	2.41	0.53
4:7G:113:LYS:O	4:7G:117:ASN:ND2	2.41	0.53
31:dH:130:ILE:HD11	31:dH:162:SER:OG	2.09	0.53
32:iH:151:GLY:CA	33:iH:201:CYC:HMD1	2.24	0.53
32:mH:26:ALA:O	32:mH:30:MET:HG2	2.09	0.53
32:mH:139:LEU:HD11	32:mH:161:ALA:HB2	1.90	0.53
32:iI:145:PRO:HD2	32:iI:145:PRO:O	2.08	0.53
32:kI:26:ALA:O	32:kI:30:MET:HG2	2.09	0.53
31:bJ:47:LYS:O	31:bJ:51:LEU:HG	2.08	0.53
32:iJ:47:ASN:O	32:iJ:51:ILE:HG13	2.09	0.53
33:jJ:202:CYC:CGA	33:jJ:202:CYC:CMA	2.85	0.53
4:cK:33:THR:OG1	4:cK:37:ARG:NH1	2.42	0.53
2:CB:214:ARG:NH1	2:CB:236:ASN:OD1	2.42	0.53
2:CB:461:GLY:O	2:CB:617:LYS:NZ	2.42	0.53
2:CB:736:GLU:OE1	4:rB:76:ARG:NH1	2.42	0.53
21:SD:40:UNK:CB	22:tD:30:GLY:C	2.82	0.53
7:BE:433:ASP:N	7:BE:433:ASP:OD1	2.41	0.53
27:ZE:12:LEU:HD11	27:ZE:51:VAL:HG23	1.90	0.53
3:JF:65:VAL:HG11	33:JF:201:CYC:C1C	2.39	0.53
3:LF:44:THR:HG22	3:LF:47:ARG:HH12	1.73	0.53
4:MF:77:ARG:NH1	5:NF:63:ASN:OD1	2.39	0.53
3:ZF:126:VAL:HG21	33:ZF:201:CYC:C4C	2.37	0.53
28:BG:131:ARG:CG	28:BG:131:ARG:NH2	2.71	0.53
1:BJ:42:GLU:OE1	32:kJ:1:MET:HG3	2.09	0.53
6:A1:27:ARG:NH2	9:D1:258:GLY:O	2.40	0.53
6:a1:29:TYR:O	6:a1:129:ARG:NH1	2.41	0.53

Continued on next page...

Continued from previous page...

Atom-1	Atom-2	Interatomic distance (Å)	Clash overlap (Å)
8:c1:18:THR:HG23	8:c1:20:PHE:H	1.72	0.53
36:d1:403:CLA:H151	36:x1:101:CLA:H3A	1.91	0.53
13:i1:24:LEU:N	13:i1:24:LEU:HD23	2.24	0.53
18:o1:57:SER:O	18:o1:231:GLN:NE2	2.41	0.53
31:f2:47:LYS:O	31:f2:51:LEU:HG	2.08	0.53
31:f2:113:ALA:CA	1:B2:23:VAL:HG23	2.38	0.53
31:j2:47:LYS:O	31:j2:51:LEU:HG	2.08	0.53
32:m2:37:ARG:O	32:m2:41:VAL:HG23	2.09	0.53
31:b3:148:VAL:HG11	33:i3:201:CYC:CMB	2.39	0.53
31:f3:47:LYS:O	31:f3:51:LEU:HG	2.08	0.53
32:g3:26:ALA:O	32:g3:30:MET:HG2	2.09	0.53
33:j3:202:CYC:CMD	32:k3:150:PRO:C	2.81	0.53
4:a4:60:LEU:CD2	4:a4:60:LEU:C	2.81	0.53
2:C4:148:ARG:HB2	8:cE:13:ARG:NH2	2.21	0.53
2:C4:214:ARG:NH1	2:C4:236:ASN:OD1	2.42	0.53
31:b5:47:LYS:O	31:b5:51:LEU:HG	2.08	0.53
32:c5:47:ASN:O	32:c5:51:ILE:HG13	2.08	0.53
31:j5:47:LYS:O	31:j5:51:LEU:HG	2.08	0.53
31:j5:130:ILE:HD11	31:j5:162:SER:OG	2.09	0.53
32:m5:114:ARG:NH2	32:m5:169:ALA:O	2.39	0.53
31:b6:118:ILE:O	31:b6:122:PHE:CD2	2.54	0.53
32:c6:26:ALA:O	32:c6:30:MET:HG2	2.09	0.53
32:c6:37:ARG:O	32:c6:41:VAL:HG23	2.09	0.53
31:d6:130:ILE:HD11	31:d6:162:SER:OG	2.09	0.53
31:d6:159:ASN:ND2	32:m6:46:SER:O	2.32	0.53
32:i6:26:ALA:O	32:i6:30:MET:HG2	2.09	0.53
32:i6:47:ASN:O	32:i6:51:ILE:HG13	2.08	0.53
32:i6:146:ALA:O	32:i6:147:GLY:C	2.51	0.53
31:j6:64:PRO:CD	31:j6:65:TYR:H	2.19	0.53
31:j6:130:ILE:HD11	31:j6:162:SER:OG	2.09	0.53
32:m6:139:LEU:HD11	32:m6:161:ALA:HB2	1.91	0.53
31:b7:2:LYS:HZ1	31:h7:15:GLN:CB	2.22	0.53
31:b7:44:LEU:HD12	31:b7:99:LEU:HD12	1.88	0.53
32:e7:26:ALA:O	32:e7:30:MET:HG2	2.09	0.53
31:h7:47:LYS:O	31:h7:51:LEU:HG	2.08	0.53
31:l7:64:PRO:CD	31:l7:65:TYR:H	2.19	0.53
32:m7:26:ALA:O	32:m7:30:MET:HG2	2.09	0.53
31:f8:130:ILE:HD11	31:f8:162:SER:OG	2.09	0.53
33:g8:201:CYC:CGA	33:g8:201:CYC:CMA	2.85	0.53
32:i8:139:LEU:HD11	32:i8:161:ALA:HB2	1.90	0.53
32:c9:47:ASN:O	32:c9:51:ILE:HG13	2.08	0.53

Continued on next page...

Continued from previous page...

Atom-1	Atom-2	Interatomic distance (Å)	Clash overlap (Å)
32:iA:26:ALA:O	32:iA:30:MET:HG2	2.09	0.53
31:jA:106:PRO:O	31:jA:110:TYR:CD2	2.55	0.53
31:lA:47:LYS:O	31:lA:51:LEU:HG	2.08	0.53
3:sB:126:VAL:HG22	33:sB:201:CYC:H3C	1.90	0.53
4:vB:105:ASP:HA	4:vB:109:LEU:HB2	1.91	0.53
8:cE:290:GLY:O	8:cE:410:ARG:NH1	2.42	0.53
3:fF:29:PHE:O	3:fF:36:ARG:NH2	2.41	0.53
4:hF:125:ALA:HA	4:hF:128:GLN:HE21	1.72	0.53
4:1G:75:THR:HG23	3:4G:111:GLY:H	1.74	0.53
32:cH:38:LEU:HA	32:cH:41:VAL:HG23	1.91	0.53
31:dH:64:PRO:CD	31:dH:65:TYR:H	2.19	0.53
31:hH:47:LYS:O	31:hH:51:LEU:HG	2.08	0.53
31:hH:130:ILE:HD11	31:hH:162:SER:OG	2.09	0.53
33:iI:201:CYC:CGA	33:iI:201:CYC:CMA	2.86	0.53
31:jI:47:LYS:O	31:jI:51:LEU:HG	2.08	0.53
31:lI:106:PRO:O	31:lI:110:TYR:CD2	2.54	0.53
31:bJ:130:ILE:HD11	31:bJ:162:SER:OG	2.09	0.53
31:bJ:148:VAL:HG11	33:iJ:201:CYC:CMB	2.39	0.53
31:lJ:91:TYR:CE2	31:lJ:129:TYR:HD1	2.25	0.53
4:7L:70:GLY:N	4:7L:73:TYR:OH	2.38	0.53
3:OB:87:TYR:HB3	33:OB:201:CYC:HBB2	1.90	0.53
1:BC:238:VAL:HG12	3:Q4:79:ALA:CB	2.39	0.53
17:MD:3:VAL:HG13	17:MD:5:ASP:H	1.74	0.53
6:AE:233:GLN:OE1	7:BE:7:ARG:NH2	2.41	0.53
7:BE:298:PRO:HA	7:BE:301:ALA:HB3	1.90	0.53
8:CE:134:PHE:CE2	36:CE:515:CLA:C3A	2.84	0.53
9:DE:147:THR:HA	9:DE:150:ILE:HG22	1.89	0.53
4:YF:73:TYR:OH	3:ZF:90:ARG:NH2	2.41	0.53
3:KG:91:LEU:HB3	3:KG:104:ILE:HD13	1.91	0.53
4:OG:91:TYR:OH	4:OG:107:ARG:NH2	2.42	0.53
3:PG:25:ARG:NH2	30:VG:100:ASP:OD2	2.42	0.53
30:VG:52:ASP:HA	30:VG:55:SER:HB3	1.90	0.53
1:BH:230:ARG:HD3	1:BH:233:ASN:OD1	2.08	0.53
28:EK:111:THR:O	4:hK:35:GLU:OE1	2.25	0.53
3:LK:28:SER:HB2	3:ZK:25:ARG:HH22	1.74	0.53
3:AL:25:ARG:HH12	3:IL:25:ARG:HG3	1.73	0.53
3:NL:90:ARG:NH2	3:NL:94:TYR:OH	2.42	0.53
11:F1:44:ARG:HB3	14:J1:35:VAL:HG23	1.91	0.53
7:b1:80:LEU:N	7:b1:80:LEU:CD1	2.72	0.53
36:b1:604:CLA:H152	44:h1:104:DGD:HA72	1.89	0.53
9:d1:111:TRP:C	9:d1:111:TRP:CE3	2.86	0.53

Continued on next page...

Continued from previous page...

Atom-1	Atom-2	Interatomic distance (Å)	Clash overlap (Å)
18:o1:61:ASP:H	18:o1:164:ILE:HD12	1.73	0.53
32:c3:37:ARG:O	32:c3:41:VAL:HG23	2.09	0.53
31:d3:130:ILE:HD11	31:d3:162:SER:OG	2.09	0.53
31:l3:106:PRO:O	31:l3:110:TYR:CD2	2.54	0.53
32:e6:47:ASN:O	32:e6:51:ILE:HG13	2.08	0.53
31:h6:118:ILE:O	31:h6:122:PHE:CD2	2.54	0.53
32:m6:145:PRO:HD2	32:m6:145:PRO:O	2.07	0.53
32:c7:38:LEU:HA	32:c7:41:VAL:HG23	1.91	0.53
32:c7:139:LEU:HD11	32:c7:161:ALA:HB2	1.91	0.53
32:e7:47:ASN:O	32:e7:51:ILE:HG13	2.08	0.53
31:f7:44:LEU:CD1	31:f7:99:LEU:HD11	2.38	0.53
32:k7:1:MET:HG3	1:B7:42:GLU:OE1	2.09	0.53
1:B8:199:TRP:HZ2	3:dK:59:PHE:CD2	2.27	0.53
31:d8:148:VAL:CG1	33:m8:201:CYC:CMB	2.83	0.53
32:g8:139:LEU:HD11	32:g8:161:ALA:HB2	1.91	0.53
31:h8:47:LYS:O	31:h8:51:LEU:HG	2.08	0.53
32:mA:120:LEU:HB2	32:mA:122:THR:HG23	1.90	0.53
4:aB:74:THR:OG1	4:aB:75:THR:N	2.41	0.53
4:vB:154:ASP:OD1	4:vB:154:ASP:N	2.40	0.53
32:iC:47:ASN:O	32:iC:51:ILE:HG13	2.09	0.53
31:lC:64:PRO:CD	31:lC:65:TYR:H	2.19	0.53
32:mC:37:ARG:O	32:mC:41:VAL:HG23	2.09	0.53
8:cD:63:VAL:HG23	8:cD:71:GLN:HE21	1.74	0.53
8:cD:74:ILE:HG13	8:cD:75:LEU:HD22	1.91	0.53
10:eD:56:PHE:O	24:vD:26:LEU:N	2.42	0.53
8:cE:63:VAL:HG23	8:cE:71:GLN:HE21	1.74	0.53
10:eE:56:PHE:O	24:vE:26:LEU:N	2.42	0.53
24:vE:77:VAL:HG11	47:vE:201:HEM:HAD2	1.91	0.53
3:6G:142:SER:OG	3:6G:143:GLY:N	2.42	0.53
31:bI:47:LYS:O	31:bI:51:LEU:HG	2.08	0.53
31:dI:106:PRO:CD	31:dI:107:MET:H	2.08	0.53
32:iI:47:ASN:O	32:iI:51:ILE:HG13	2.09	0.53
32:kJ:26:ALA:O	32:kJ:30:MET:HG2	2.09	0.53
4:aK:83:ARG:HH11	4:aK:87:TYR:HE2	1.55	0.53
29:gK:55:ALA:HB2	29:gK:134:LEU:CD2	2.38	0.53
2:CB:44:ALA:O	28:EK:110:LYS:CG	2.57	0.53
4:TB:64:ASP:CB	4:TB:67:ARG:CD	2.87	0.53
7:BD:242:ILE:CD1	7:BD:465:GLY:C	2.80	0.53
9:DD:147:THR:HA	9:DD:150:ILE:HG22	1.89	0.53
18:OD:110:ARG:HB3	18:OD:129:ILE:HA	1.91	0.53
24:VD:77:VAL:HG11	47:VD:201:HEM:HAD2	1.91	0.53

Continued on next page...

Continued from previous page...

Atom-1	Atom-2	Interatomic distance (Å)	Clash overlap (Å)
42:BE:620:LHG:H101	42:BE:620:LHG:H241	1.91	0.53
44:CE:518:DGD:HAF1	44:JE:101:DGD:HA72	1.91	0.53
28:EF:111:THR:O	4:hF:35:GLU:OE1	2.25	0.53
28:EF:140:PHE:CD1	3:ZF:83:ARG:CB	2.92	0.53
1:BH:119:VAL:HG21	1:BH:125:LYS:HE2	1.90	0.53
1:BH:237:ARG:NH2	1:BH:237:ARG:CA	2.72	0.53
1:BI:42:GLU:OE1	32:kI:1:MET:HG3	2.09	0.53
28:EK:140:PHE:CD1	3:ZK:83:ARG:CB	2.92	0.53
3:JK:65:VAL:HG11	33:JK:201:CYC:C1C	2.39	0.53
4:MK:77:ARG:NH1	5:NK:63:ASN:OD1	2.39	0.53
28:BL:139:MET:C	28:BL:141:ARG:N	2.66	0.53
7:B1:93:PHE:N	7:B1:93:PHE:CD1	2.72	0.53
8:C1:133:PHE:CD1	8:C1:133:PHE:C	2.86	0.53
23:U1:128:THR:OG1	23:U1:129:GLY:N	2.42	0.53
8:c1:169:LEU:HD13	36:c1:503:CLA:H191	1.91	0.53
9:d1:92:LEU:HB2	9:d1:104:TRP:CZ3	2.44	0.53
10:e1:35:TRP:HA	11:f1:38:ALA:HB2	1.90	0.53
16:l1:12:VAL:HG23	17:m1:28:GLN:HE21	1.73	0.53
27:z1:12:LEU:HD11	27:z1:51:VAL:HG23	1.91	0.53
31:b2:130:ILE:HD11	31:b2:162:SER:OG	2.09	0.53
32:e2:151:GLY:CA	33:e2:202:CYC:CMD	2.85	0.53
32:m3:139:LEU:HD11	32:m3:161:ALA:HB2	1.90	0.53
4:t4:41:ALA:HB2	4:t4:97:LEU:HD21	1.91	0.53
4:v4:105:ASP:HA	4:v4:109:LEU:HB2	1.91	0.53
2:B4:366:LEU:O	2:B4:421:ASN:ND2	2.42	0.53
2:C4:255:GLN:CG	2:C4:395:THR:HG21	2.37	0.53
1:B5:230:ARG:HD3	1:B5:233:ASN:OD1	2.08	0.53
31:b5:108:ASP:OD1	31:b5:112:ILE:CD1	2.49	0.53
32:c5:26:ALA:O	32:c5:30:MET:HG2	2.09	0.53
31:d5:130:ILE:HD11	31:d5:162:SER:OG	2.09	0.53
32:i5:26:ALA:O	32:i5:30:MET:HG2	2.09	0.53
31:h6:130:ILE:HD11	31:h6:162:SER:OG	2.09	0.53
31:l6:130:ILE:HD11	31:l6:162:SER:OG	2.09	0.53
33:c7:202:CYC:CGA	33:c7:202:CYC:CMA	2.85	0.53
31:d7:130:ILE:HD11	31:d7:162:SER:OG	2.09	0.53
32:g7:139:LEU:HD11	32:g7:161:ALA:HB2	1.90	0.53
32:k7:47:ASN:O	32:k7:51:ILE:HG13	2.08	0.53
1:B8:22:GLU:CA	31:f8:113:ALA:HB1	2.36	0.53
31:b8:72:PRO:CD	31:b8:73:ASN:H	2.07	0.53
31:d8:130:ILE:HD11	31:d8:162:SER:OG	2.09	0.53
33:i8:201:CYC:NB	33:i8:201:CYC:CMA	2.72	0.53

Continued on next page...

Continued from previous page...

Atom-1	Atom-2	Interatomic distance (Å)	Clash overlap (Å)
31:l8:130:ILE:HD11	31:l8:162:SER:OG	2.09	0.53
33:m8:201:CYC:NB	33:m8:201:CYC:CMA	2.72	0.53
32:e9:47:ASN:O	32:e9:51:ILE:HG13	2.08	0.53
31:j9:106:PRO:O	31:j9:110:TYR:CD2	2.55	0.53
32:m9:145:PRO:HD2	32:m9:145:PRO:O	2.07	0.53
32:cA:37:ARG:O	32:cA:41:VAL:HG23	2.09	0.53
32:cA:47:ASN:O	32:cA:51:ILE:HG13	2.08	0.53
32:eA:47:ASN:O	32:eA:51:ILE:HG13	2.09	0.53
33:mA:201:CYC:NB	33:mA:201:CYC:CMA	2.72	0.53
4:tB:41:ALA:HB2	4:tB:97:LEU:HD21	1.91	0.53
4:vB:91:TYR:HB3	4:vB:104:LEU:HD23	1.91	0.53
7:bD:80:LEU:HD22	7:bD:93:PHE:CZ	2.41	0.53
7:bD:169:SER:OG	7:bD:170:ASP:N	2.41	0.53
13:iD:24:LEU:N	13:iD:24:LEU:HD23	2.24	0.53
18:oE:110:ARG:HB3	18:oE:129:ILE:HA	1.91	0.53
31:dH:44:LEU:CD1	31:dH:99:LEU:HD11	2.37	0.53
32:eH:47:ASN:O	32:eH:51:ILE:HG13	2.08	0.53
31:fH:47:LYS:O	31:fH:51:LEU:HG	2.08	0.53
31:hH:118:ILE:O	31:hH:122:PHE:CD2	2.54	0.53
32:kH:82:CYS:HG	33:kH:201:CYC:CAC	2.22	0.53
31:lH:130:ILE:HD11	31:lH:162:SER:OG	2.09	0.53
31:bI:130:ILE:HD11	31:bI:162:SER:OG	2.09	0.53
32:kI:47:ASN:O	32:kI:51:ILE:HG13	2.08	0.53
33:iJ:201:CYC:NB	33:iJ:201:CYC:CMA	2.72	0.53
32:mJ:47:ASN:O	32:mJ:51:ILE:HG13	2.08	0.53
3:kK:24:ASP:HA	3:kK:27:LYS:HB3	1.89	0.53
1:BC:42:GLU:OE1	32:kC:1:MET:HG3	2.09	0.52
1:BC:214:LYS:H	1:BC:214:LYS:CD	2.13	0.52
8:CD:404:PHE:CD1	8:CD:404:PHE:C	2.85	0.52
44:CD:518:DGD:HAF1	44:JD:101:DGD:HA72	1.91	0.52
18:OD:166:THR:C	18:oE:168:THR:HG22	2.34	0.52
19:QD:41:ILE:HG21	19:QD:93:LEU:HD21	1.91	0.52
23:UD:128:THR:OG1	23:UD:129:GLY:N	2.42	0.52
8:CE:60:SER:H	15:KE:10:LEU:HB3	1.74	0.52
3:JF:80:THR:CB	33:JF:201:CYC:HAD2	2.40	0.52
1:BI:22:GLU:CA	31:fI:113:ALA:HB1	2.36	0.52
1:BI:119:VAL:HG21	1:BI:125:LYS:HE2	1.90	0.52
1:BJ:226:LYS:HD2	3:4G:66:VAL:HG11	1.92	0.52
3:JK:52:LYS:O	3:JK:56:ASN:ND2	2.42	0.52
3:IL:24:ASP:O	3:IL:28:SER:CB	2.56	0.52
3:IL:149:ALA:O	3:IL:153:PHE:HD2	1.92	0.52

Continued on next page...

Continued from previous page...

Atom-1	Atom-2	Interatomic distance (Å)	Clash overlap (Å)
33:ML:201:CYC:HMD1	33:ML:201:CYC:HC	1.74	0.52
6:A1:269:ARG:HB2	9:D1:232:PHE:HB3	1.90	0.52
17:M1:3:VAL:HG13	17:M1:5:ASP:H	1.74	0.52
6:a1:341:LEU:HD11	24:v1:72:LYS:HD2	1.91	0.52
8:c1:63:VAL:HG23	8:c1:71:GLN:HE21	1.74	0.52
21:S1:11:UNK:O	21:S1:12:UNK:C	2.57	0.52
31:b2:106:PRO:O	31:b2:110:TYR:CD2	2.55	0.52
33:c2:202:CYC:CMD	33:c2:202:CYC:NC	2.73	0.52
32:e2:47:ASN:O	32:e2:51:ILE:HG13	2.08	0.52
33:e2:202:CYC:CMD	33:e2:202:CYC:NC	2.73	0.52
32:g2:72:ASN:ND2	1:B2:195:PRO:HG3	2.13	0.52
33:i3:201:CYC:CMA	33:i3:201:CYC:CBA	2.88	0.52
33:j3:202:CYC:CBC	32:k3:153:CYS:CB	2.83	0.52
33:m3:201:CYC:CGA	33:m3:201:CYC:CMA	2.85	0.52
33:m3:201:CYC:NB	33:m3:201:CYC:CMA	2.73	0.52
3:w4:130:VAL:HG11	3:w4:156:LEU:HB3	1.90	0.52
4:P4:63:SER:OG	4:P4:64:ASP:N	2.42	0.52
32:i5:82:CYS:HG	33:i5:202:CYC:HAC1	1.63	0.52
32:c6:139:LEU:HD11	32:c6:161:ALA:HB2	1.91	0.52
32:e6:26:ALA:O	32:e6:30:MET:HG2	2.09	0.52
32:k6:26:ALA:O	32:k6:30:MET:HG2	2.09	0.52
31:l6:24:ILE:CG2	33:m6:201:CYC:HBB2	2.36	0.52
1:B8:119:VAL:HG21	1:B8:125:LYS:HE2	1.90	0.52
1:B8:230:ARG:HD2	1:B8:230:ARG:N	2.24	0.52
31:d8:47:LYS:O	31:d8:51:LEU:HG	2.08	0.52
33:e8:202:CYC:CMD	33:e8:202:CYC:NC	2.73	0.52
32:c9:26:ALA:O	32:c9:30:MET:HG2	2.09	0.52
33:eA:202:CYC:CGA	33:eA:202:CYC:CMA	2.85	0.52
31:hA:130:ILE:HD11	31:hA:162:SER:OG	2.09	0.52
33:jA:202:CYC:HMD3	32:kA:151:GLY:CA	2.25	0.52
32:mA:114:ARG:NH2	32:mA:169:ALA:O	2.39	0.52
4:aB:52:VAL:HA	4:aB:55:ALA:HB3	1.91	0.52
32:cC:139:LEU:HD11	32:cC:161:ALA:HB2	1.91	0.52
36:aD:406:CLA:HBB2	13:iD:15:PHE:CD2	2.43	0.52
8:cD:259:LEU:CD2	36:cD:510:CLA:HBC3	2.39	0.52
45:dD:402:PHO:H72	36:dD:405:CLA:H203	1.90	0.52
36:dD:403:CLA:H151	36:xD:101:CLA:H3A	1.91	0.52
16:lD:12:VAL:HG23	17:mD:28:GLN:HE21	1.73	0.52
27:zD:36:SER:HA	27:zD:39:LEU:CD1	2.32	0.52
13:iE:14:PHE:CD1	13:iE:14:PHE:C	2.87	0.52
17:mE:3:VAL:HG13	17:mE:5:ASP:H	1.75	0.52

Continued on next page...

Continued from previous page...

Atom-1	Atom-2	Interatomic distance (Å)	Clash overlap (Å)
27:zE:12:LEU:HD11	27:zE:51:VAL:HG23	1.90	0.52
4:lF:56:VAL:HG22	4:lF:60:LEU:HD12	1.91	0.52
33:eH:202:CYC:CMA	33:eH:202:CYC:CBA	2.88	0.52
31:hH:64:PRO:CD	31:hH:65:TYR:H	2.19	0.52
33:iH:201:CYC:CGA	33:iH:201:CYC:CMA	2.85	0.52
32:cI:26:ALA:O	32:cI:30:MET:HG2	2.09	0.52
33:eI:202:CYC:NB	33:eI:202:CYC:CMA	2.73	0.52
31:fI:130:ILE:HD11	31:fI:162:SER:OG	2.09	0.52
32:mI:26:ALA:O	32:mI:30:MET:HG2	2.09	0.52
32:mI:120:LEU:HB2	32:mI:122:THR:HG23	1.90	0.52
32:cJ:38:LEU:HA	32:cJ:41:VAL:HG23	1.91	0.52
32:gJ:26:ALA:O	32:gJ:30:MET:HG2	2.09	0.52
31:jJ:130:ILE:HD11	31:jJ:162:SER:OG	2.09	0.52
3:bK:23:LEU:HD22	4:cK:38:VAL:HG13	1.91	0.52
4:lK:60:LEU:HD13	4:lK:72:MET:HE1	1.91	0.52
1:BA:218:PRO:CA	3:uB:75:GLU:OE1	2.56	0.52
2:BB:123:GLY:CA	12:HD:19:GLY:C	2.79	0.52
2:BB:461:GLY:O	2:BB:617:LYS:NZ	2.42	0.52
2:CB:148:ARG:HD2	8:cD:11:GLY:O	2.09	0.52
4:PB:63:SER:OG	4:PB:64:ASP:N	2.42	0.52
1:BC:199:TRP:NE1	3:V4:60:GLN:HE22	2.06	0.52
7:BD:161:LEU:CD1	8:C1:193:PRO:HG2	2.39	0.52
42:BD:620:LHG:H241	42:BD:620:LHG:H101	1.91	0.52
8:CD:192:ASN:CA	40:CD:521:LMT:H21	2.39	0.52
8:CD:385:HIS:CA	8:CD:406:TYR:CZ	2.92	0.52
9:DD:279:LEU:CD1	45:DD:401:PHO:HBC3	2.39	0.52
17:ME:3:VAL:HG13	17:ME:5:ASP:H	1.74	0.52
4:LG:119:LEU:HD11	2:B4:496:ILE:HG12	1.91	0.52
3:NG:90:ARG:NH2	3:NG:94:TYR:OH	2.42	0.52
29:QG:74:TYR:OH	2:B4:172:ARG:NH2	2.40	0.52
1:BH:222:LEU:H	1:BH:222:LEU:CD1	2.17	0.52
1:BH:230:ARG:HD3	1:BH:233:ASN:CB	2.35	0.52
1:BI:188:HIS:O	1:BI:191:GLN:HG3	2.09	0.52
1:BJ:230:ARG:HD3	1:BJ:233:ASN:OD1	2.08	0.52
28:EK:123:LEU:HD22	28:EK:124:PRO:HD2	1.90	0.52
28:BL:140:PHE:HE1	3:KL:86:ASP:CB	2.21	0.52
4:OL:121:VAL:HG13	4:OL:122:PRO:HD2	1.91	0.52
8:c1:133:PHE:CD1	8:c1:134:PHE:CZ	2.98	0.52
13:i1:14:PHE:CD1	13:i1:14:PHE:C	2.87	0.52
32:c2:47:ASN:O	32:c2:51:ILE:HG13	2.08	0.52
32:c2:114:ARG:NH2	32:c2:169:ALA:O	2.39	0.52

Continued on next page...

Continued from previous page...

Atom-1	Atom-2	Interatomic distance (Å)	Clash overlap (Å)
32:c2:154:SER:O	32:c2:157:ALA:N	2.40	0.52
32:e2:26:ALA:O	32:e2:30:MET:HG2	2.09	0.52
31:f2:64:PRO:CD	31:f2:65:TYR:H	2.18	0.52
33:g2:201:CYC:CMD	33:g2:201:CYC:NC	2.73	0.52
32:k2:26:ALA:O	32:k2:30:MET:HG2	2.09	0.52
32:m2:26:ALA:O	32:m2:30:MET:HG2	2.09	0.52
33:m2:201:CYC:CMA	33:m2:201:CYC:CBA	2.88	0.52
33:c3:202:CYC:CMD	33:c3:202:CYC:NC	2.73	0.52
4:t4:37:ARG:NH1	4:t4:148:GLU:OE2	2.42	0.52
32:e5:47:ASN:O	32:e5:51:ILE:HG13	2.08	0.52
33:e5:202:CYC:CMA	33:e5:202:CYC:CBA	2.88	0.52
32:k5:59:LEU:CD1	32:k5:130:GLY:HA3	2.35	0.52
31:l5:130:ILE:HD11	31:l5:162:SER:OG	2.09	0.52
32:c6:38:LEU:HA	32:c6:41:VAL:HG23	1.91	0.52
33:c6:202:CYC:CGA	33:c6:202:CYC:CMA	2.85	0.52
33:c6:202:CYC:CMA	33:c6:202:CYC:CBA	2.88	0.52
31:f6:113:ALA:HB1	1:B6:22:GLU:CA	2.36	0.52
33:j6:202:CYC:CMD	33:j6:202:CYC:NC	2.73	0.52
33:m6:201:CYC:CMA	33:m6:201:CYC:CBA	2.88	0.52
33:i7:201:CYC:CMA	33:i7:201:CYC:CBA	2.88	0.52
31:b8:2:LYS:HZ1	31:h8:15:GLN:CB	2.21	0.52
31:b8:44:LEU:HD12	31:b8:99:LEU:HD12	1.88	0.52
33:c8:202:CYC:CMA	33:c8:202:CYC:CBA	2.88	0.52
32:e8:47:ASN:O	32:e8:51:ILE:HG13	2.09	0.52
33:e9:202:CYC:CGA	33:e9:202:CYC:CMA	2.86	0.52
32:i9:90:LEU:O	32:i9:94:THR:HG23	2.10	0.52
31:j9:130:ILE:HD11	31:j9:162:SER:OG	2.09	0.52
33:j9:202:CYC:CMD	33:j9:202:CYC:NC	2.73	0.52
32:k9:26:ALA:O	32:k9:30:MET:HG2	2.09	0.52
33:m9:201:CYC:NB	33:m9:201:CYC:CMA	2.73	0.52
1:B9:222:LEU:N	1:B9:222:LEU:CD2	2.72	0.52
31:bA:148:VAL:HG11	33:iA:201:CYC:CMB	2.39	0.52
32:cA:114:ARG:NH2	32:cA:169:ALA:O	2.39	0.52
31:dA:130:ILE:HD11	31:dA:162:SER:OG	2.09	0.52
32:gA:151:GLY:HA3	33:gA:302:CYC:HMD3	1.76	0.52
3:oB:23:LEU:HD11	4:pB:38:VAL:HG23	0.54	0.52
32:cC:26:ALA:O	32:cC:30:MET:HG2	2.09	0.52
33:eC:202:CYC:CMD	33:eC:202:CYC:NC	2.73	0.52
31:hC:130:ILE:HD11	31:hC:162:SER:OG	2.09	0.52
7:bD:74:SER:CB	7:bD:78:TRP:CZ2	2.92	0.52
7:bD:80:LEU:HD13	7:bD:80:LEU:N	2.22	0.52

Continued on next page...

Continued from previous page...

Atom-1	Atom-2	Interatomic distance (Å)	Clash overlap (Å)
10:eE:38:VAL:CG2	11:fE:38:ALA:HB1	2.34	0.52
16:lE:12:VAL:HG23	17:mE:28:GLN:HE21	1.73	0.52
17:mE:24:ILE:O	17:mE:27:ILE:HG12	2.08	0.52
33:3F:101:CYC:HBB3	4:lF:87:TYR:HB3	1.91	0.52
4:hF:80:ALA:HB3	33:hF:201:CYC:C2D	2.40	0.52
3:iF:15:ALA:O	4:jF:90:ARG:NH1	2.42	0.52
33:gH:201:CYC:CMD	33:gH:201:CYC:NC	2.73	0.52
32:mH:37:ARG:O	32:mH:41:VAL:HG23	2.09	0.52
33:cI:202:CYC:NB	33:cI:202:CYC:CMA	2.73	0.52
31:dI:108:ASP:OD1	31:dI:112:ILE:CD1	2.49	0.52
33:jI:202:CYC:NB	33:jI:202:CYC:CMA	2.72	0.52
31:lI:24:ILE:CG2	33:mI:201:CYC:HBB2	2.36	0.52
33:3K:101:CYC:HBB3	4:lK:87:TYR:HB3	1.91	0.52
1:BA:42:GLU:OE1	32:kA:1:MET:HG3	2.09	0.52
1:BA:230:ARG:HD2	1:B6:193:GLY:HA3	1.85	0.52
6:AD:301:ASN:OD1	8:CD:394:VAL:CB	2.57	0.52
6:AD:322:ASN:HA	6:AD:325:ASN:HB2	1.91	0.52
7:BD:161:LEU:HD11	8:C1:193:PRO:CG	2.39	0.52
21:SD:11:UNK:O	21:SD:12:UNK:C	2.57	0.52
6:AE:301:ASN:OD1	8:CE:394:VAL:CB	2.57	0.52
29:QG:34:GLY:HA2	29:QG:37:ARG:HD2	1.92	0.52
28:EK:131:ARG:CB	4:YK:62:TYR:HB2	2.22	0.52
28:BL:113:GLU:CG	4:ML:36:LEU:CB	2.63	0.52
3:IL:63:PRO:HD2	3:4L:69:GLY:HA3	1.91	0.52
3:PL:151:ALA:HB1	30:VL:20:THR:HG22	1.90	0.52
4:WL:119:LEU:HB3	4:WL:121:VAL:HG23	1.92	0.52
7:B1:193:PHE:O	12:H1:64:ASN:ND2	2.42	0.52
7:B1:298:PRO:HA	7:B1:301:ALA:HB3	1.90	0.52
8:C1:311:LEU:N	8:C1:311:LEU:CD2	2.73	0.52
9:D1:55:VAL:CB	9:D1:105:CYS:SG	2.93	0.52
36:a1:407:CLA:HBB2	13:i1:15:PHE:CD2	2.43	0.52
8:c1:128:GLU:HB2	8:c1:135:GLY:C	2.34	0.52
10:e1:56:PHE:O	24:v1:26:LEU:N	2.42	0.52
31:b2:148:VAL:HG11	33:i2:201:CYC:CMB	2.39	0.52
31:f2:106:PRO:CD	31:f2:107:MET:H	2.08	0.52
31:f2:130:ILE:HD11	31:f2:162:SER:OG	2.09	0.52
32:g2:90:LEU:O	32:g2:94:THR:HG23	2.10	0.52
31:j2:106:PRO:O	31:j2:110:TYR:CD2	2.55	0.52
32:k2:1:MET:HG3	1:B2:42:GLU:OE1	2.09	0.52
33:c3:202:CYC:CGA	33:c3:202:CYC:CMA	2.85	0.52
33:i3:201:CYC:NB	33:i3:201:CYC:CMA	2.72	0.52

Continued on next page...

Continued from previous page...

Atom-1	Atom-2	Interatomic distance (Å)	Clash overlap (Å)
31:l3:130:ILE:HD11	31:l3:162:SER:OG	2.09	0.52
32:m3:114:ARG:NH2	32:m3:169:ALA:O	2.39	0.52
33:m3:201:CYC:CMD	33:m3:201:CYC:NC	2.73	0.52
4:R4:64:ASP:CB	4:aB:22:SER:HA	2.39	0.52
1:B5:42:GLU:OE1	32:k5:1:MET:HG3	2.09	0.52
1:B5:238:VAL:HG13	4:1L:67:ARG:HG3	1.92	0.52
32:c5:90:LEU:O	32:c5:94:THR:HG23	2.10	0.52
32:i5:155:ALA:C	32:i5:158:SER:OG	2.53	0.52
32:m5:47:ASN:O	32:m5:51:ILE:HG13	2.08	0.52
32:c6:47:ASN:O	32:c6:51:ILE:HG13	2.08	0.52
33:i6:201:CYC:CMD	33:i6:201:CYC:NC	2.73	0.52
33:j6:202:CYC:HMD3	32:k6:151:GLY:CA	2.25	0.52
31:l6:64:PRO:CD	31:l6:65:TYR:H	2.19	0.52
33:e7:202:CYC:NB	33:e7:202:CYC:CMA	2.72	0.52
33:g7:201:CYC:CMB	31:j7:148:VAL:CG1	2.83	0.52
33:g7:201:CYC:NB	33:g7:201:CYC:CMA	2.73	0.52
33:i7:201:CYC:CGA	33:i7:201:CYC:CMA	2.86	0.52
33:j7:202:CYC:CMD	33:j7:202:CYC:NC	2.73	0.52
33:j7:202:CYC:NB	33:j7:202:CYC:CMA	2.72	0.52
32:k7:26:ALA:O	32:k7:30:MET:HG2	2.09	0.52
31:l7:93:ARG:NH1	32:m7:16:GLY:O	2.43	0.52
32:m7:37:ARG:O	32:m7:41:VAL:HG23	2.09	0.52
1:B8:230:ARG:HD3	1:B8:233:ASN:OD1	2.08	0.52
33:c8:202:CYC:CMD	33:c8:202:CYC:NC	2.72	0.52
32:k8:47:ASN:O	32:k8:51:ILE:HG13	2.08	0.52
31:b9:148:VAL:HG11	33:i9:201:CYC:CMB	2.39	0.52
32:c9:139:LEU:HD11	32:c9:161:ALA:HB2	1.91	0.52
32:e9:26:ALA:O	32:e9:30:MET:HG2	2.09	0.52
32:i9:139:LEU:HD11	32:i9:161:ALA:HB2	1.90	0.52
33:i9:201:CYC:NB	33:i9:201:CYC:CMA	2.72	0.52
32:m9:120:LEU:HB2	32:m9:122:THR:HG23	1.90	0.52
33:gA:302:CYC:CMD	33:gA:302:CYC:NC	2.73	0.52
33:gA:302:CYC:CMA	33:gA:302:CYC:CBA	2.88	0.52
31:hA:4:PRO:CD	31:hA:5:LEU:H	2.04	0.52
33:iA:201:CYC:NB	33:iA:201:CYC:CMA	2.72	0.52
33:iA:201:CYC:CMA	33:iA:201:CYC:CBA	2.88	0.52
33:mA:201:CYC:CMD	33:mA:201:CYC:NC	2.73	0.52
32:cC:37:ARG:O	32:cC:41:VAL:HG23	2.09	0.52
32:eC:47:ASN:O	32:eC:51:ILE:HG13	2.08	0.52
33:eC:202:CYC:CGA	33:eC:202:CYC:CMA	2.85	0.52
32:gC:90:LEU:O	32:gC:94:THR:HG23	2.10	0.52

Continued on next page...

Continued from previous page...

Atom-1	Atom-2	Interatomic distance (Å)	Clash overlap (Å)
32:iC:90:LEU:O	32:iC:94:THR:HG23	2.10	0.52
7:bD:413:ASP:OD1	7:bD:413:ASP:N	2.43	0.52
8:cD:262:SER:OG	36:cD:508:CLA:CAA	2.56	0.52
43:cD:515:BCR:C33	13:iD:20:ILE:HD11	2.36	0.52
13:iD:30:ARG:HH21	13:iD:30:ARG:HB3	1.72	0.52
15:kD:38:TRP:O	15:kD:41:ALA:HB3	2.09	0.52
7:bE:80:LEU:HD22	7:bE:93:PHE:CZ	2.41	0.52
7:bE:413:ASP:OD1	7:bE:413:ASP:N	2.43	0.52
13:iE:1:MET:HE2	13:iE:1:MET:H1	1.75	0.52
42:lE:101:LHG:H101	42:lE:101:LHG:H241	1.91	0.52
22:tE:1:MET:HE3	39:tE:101:LMG:HC61	1.90	0.52
3:bF:44:THR:HG22	4:cF:18:TYR:HD2	1.74	0.52
29:gF:142:VAL:HG11	29:gF:149:VAL:HG22	1.92	0.52
30:mF:97:LEU:CD1	4:nF:19:LEU:CD1	2.82	0.52
3:6G:126:VAL:HG22	33:6G:201:CYC:HBC3	1.92	0.52
32:cH:90:LEU:O	32:cH:94:THR:HG23	2.10	0.52
32:cH:154:SER:O	32:cH:157:ALA:N	2.40	0.52
31:fH:130:ILE:HD11	31:fH:162:SER:OG	2.09	0.52
32:gH:26:ALA:O	32:gH:30:MET:HG2	2.09	0.52
33:iH:201:CYC:CMD	33:iH:201:CYC:NC	2.73	0.52
33:mH:201:CYC:CMA	33:mH:201:CYC:CBA	2.88	0.52
33:cI:202:CYC:CMD	33:cI:202:CYC:NC	2.73	0.52
33:eI:202:CYC:CGA	33:eI:202:CYC:CMA	2.85	0.52
32:mI:139:LEU:HD11	32:mI:161:ALA:HB2	1.91	0.52
32:eJ:47:ASN:O	32:eJ:51:ILE:HG13	2.08	0.52
31:fJ:44:LEU:HD12	31:fJ:99:LEU:HD12	1.88	0.52
33:iJ:201:CYC:CMD	33:iJ:201:CYC:NC	2.73	0.52
33:jJ:202:CYC:NB	33:jJ:202:CYC:CMA	2.72	0.52
2:BB:44:ALA:CB	28:BL:109:SER:OG	2.57	0.52
2:BB:646:LYS:HZ3	3:KL:114:GLU:CG	2.13	0.52
2:CB:587:ASN:HD21	4:IK:115:THR:HG21	1.74	0.52
3:QB:14:GLU:HB2	3:QB:16:ARG:HD2	1.91	0.52
4:TB:91:TYR:OH	5:UB:41:GLN:NE2	2.43	0.52
1:BC:220:ASN:H	1:BC:220:ASN:ND2	2.06	0.52
6:AD:27:ARG:NH2	9:DD:258:GLY:O	2.40	0.52
7:BD:169:SER:OG	7:BD:170:ASP:N	2.41	0.52
7:BD:298:PRO:HA	7:BD:301:ALA:HB3	1.90	0.52
40:BD:623:LMT:H42	13:iD:4:LEU:CD1	2.40	0.52
8:CD:310:LYS:HB3	8:CD:310:LYS:NZ	2.21	0.52
9:DD:246:MET:HG2	9:DD:264:LYS:HE3	1.91	0.52
24:VD:61:ALA:HB1	24:VD:129:MET:HE1	1.90	0.52

Continued on next page...

Continued from previous page...

Atom-1	Atom-2	Interatomic distance (Å)	Clash overlap (Å)
6:AE:167:SER:OG	6:AE:168:PHE:N	2.41	0.52
7:BE:169:SER:OG	7:BE:170:ASP:N	2.41	0.52
21:SE:40:UNK:CB	22:tE:30:GLY:C	2.82	0.52
4:MF:121:VAL:HG13	33:MF:201:CYC:NC	2.24	0.52
3:IG:71:ASN:ND2	3:IG:121:THR:HG22	2.24	0.52
1:BH:230:ARG:HD2	1:BH:230:ARG:N	2.24	0.52
1:BJ:237:ARG:CB	1:BJ:237:ARG:CZ	2.85	0.52
1:BJ:237:ARG:CG	1:BJ:237:ARG:HH21	2.23	0.52
28:EK:128:ALA:CB	4:YK:58:LYS:CG	2.82	0.52
28:BL:110:LYS:CD	28:BL:110:LYS:N	2.72	0.52
8:C1:60:SER:H	15:K1:10:LEU:HB3	1.74	0.52
9:D1:335:PRO:HB2	10:E1:65:ILE:HD12	1.91	0.52
9:d1:111:TRP:CZ2	9:d1:170:ALA:HB3	2.44	0.52
15:k1:38:TRP:O	15:k1:41:ALA:HB3	2.09	0.52
17:m1:11:SER:O	17:m1:11:SER:OG	2.26	0.52
26:y1:72:LEU:HD22	39:y1:101:LMG:C14	2.37	0.52
32:e2:90:LEU:O	32:e2:94:THR:HG23	2.10	0.52
33:e2:202:CYC:CMA	33:e2:202:CYC:CBA	2.88	0.52
32:g2:26:ALA:O	32:g2:30:MET:HG2	2.09	0.52
31:j2:130:ILE:HD11	31:j2:162:SER:OG	2.09	0.52
33:j2:202:CYC:CMD	33:j2:202:CYC:NC	2.73	0.52
32:m2:47:ASN:O	32:m2:51:ILE:HG13	2.08	0.52
32:c3:26:ALA:O	32:c3:30:MET:HG2	2.09	0.52
32:i3:90:LEU:O	32:i3:94:THR:HG23	2.10	0.52
32:i3:155:ALA:C	32:i3:158:SER:OG	2.53	0.52
33:j3:202:CYC:CMA	33:j3:202:CYC:CBA	2.88	0.52
2:B4:214:ARG:NH1	2:B4:236:ASN:OD1	2.42	0.52
33:g5:201:CYC:NB	33:g5:201:CYC:CMA	2.73	0.52
33:j5:202:CYC:CGA	33:j5:202:CYC:CMA	2.85	0.52
32:m5:26:ALA:O	32:m5:30:MET:HG2	2.09	0.52
33:m5:201:CYC:CMA	33:m5:201:CYC:CBA	2.88	0.52
33:c6:202:CYC:CMD	33:c6:202:CYC:NC	2.73	0.52
33:c6:202:CYC:NB	33:c6:202:CYC:CMA	2.73	0.52
33:e6:202:CYC:CMA	33:e6:202:CYC:CBA	2.88	0.52
32:g6:90:LEU:O	32:g6:94:THR:HG23	2.10	0.52
32:g6:121:GLY:HA3	1:B6:189:ARG:HD2	1.89	0.52
33:g6:201:CYC:CGA	33:g6:201:CYC:CMA	2.85	0.52
31:j6:44:LEU:HD12	31:j6:99:LEU:HD12	1.88	0.52
33:c7:202:CYC:CMD	33:c7:202:CYC:NC	2.73	0.52
32:g7:90:LEU:O	32:g7:94:THR:HG23	2.10	0.52
33:i7:201:CYC:CMD	33:i7:201:CYC:NC	2.73	0.52

Continued on next page...

Continued from previous page...

Atom-1	Atom-2	Interatomic distance (Å)	Clash overlap (Å)
32:k7:90:LEU:O	32:k7:94:THR:HG23	2.10	0.52
1:B8:42:GLU:OE1	32:k8:1:MET:HG3	2.09	0.52
32:k8:80:ALA:O	32:k8:84:ARG:HG3	2.10	0.52
33:m8:201:CYC:CMD	33:m8:201:CYC:NC	2.73	0.52
31:d9:84:CYS:HA	33:d9:201:CYC:HAC1	1.92	0.52
33:e9:202:CYC:CMD	33:e9:202:CYC:NC	2.73	0.52
33:j9:202:CYC:NB	33:j9:202:CYC:CMA	2.72	0.52
32:k9:80:ALA:O	32:k9:84:ARG:HG3	2.10	0.52
33:m9:201:CYC:CMD	33:m9:201:CYC:NC	2.73	0.52
1:B9:203:VAL:HG13	3:oB:77:MET:CE	2.37	0.52
32:cA:38:LEU:HA	32:cA:41:VAL:HG23	1.91	0.52
31:lA:93:ARG:NH1	32:mA:16:GLY:O	2.43	0.52
3:yB:87:TYR:HB3	33:yB:201:CYC:HBB3	1.90	0.52
32:cC:90:LEU:O	32:cC:94:THR:HG23	2.10	0.52
33:cC:202:CYC:CMA	33:cC:202:CYC:CBA	2.88	0.52
31:dC:130:ILE:HD11	31:dC:162:SER:OG	2.09	0.52
32:iC:155:ALA:C	32:iC:158:SER:OG	2.53	0.52
33:iC:201:CYC:CMD	33:iC:201:CYC:NC	2.73	0.52
33:iC:201:CYC:NB	33:iC:201:CYC:CMA	2.72	0.52
32:kC:26:ALA:O	32:kC:30:MET:HG2	2.09	0.52
32:kC:90:LEU:O	32:kC:94:THR:HG23	2.10	0.52
7:bD:73:GLN:O	7:bD:92:SER:CB	2.56	0.52
7:bD:185:TRP:NE1	8:cE:191:LEU:HD11	2.21	0.52
8:cD:262:SER:OG	36:cD:508:CLA:H3A	2.06	0.52
17:mD:3:VAL:HG13	17:mD:5:ASP:H	1.75	0.52
22:tD:1:MET:HE3	39:tD:101:LMG:HC61	1.90	0.52
24:vD:124:ASP:N	24:vD:124:ASP:OD1	2.42	0.52
8:cE:74:ILE:HG13	8:cE:75:LEU:HD22	1.91	0.52
9:dE:68:LEU:HD22	10:eE:49:THR:HG21	1.90	0.52
9:dE:111:TRP:CZ2	9:dE:170:ALA:HB3	2.44	0.52
13:iE:24:LEU:N	13:iE:24:LEU:HD23	2.24	0.52
15:kE:38:TRP:O	15:kE:41:ALA:HB3	2.09	0.52
4:cF:33:THR:OG1	4:cF:37:ARG:NH1	2.42	0.52
4:hF:77:ARG:HG2	33:hF:201:CYC:HAD1	1.91	0.52
4:lF:60:LEU:HD13	4:lF:72:MET:HE1	1.91	0.52
33:gH:201:CYC:CMB	31:jH:148:VAL:CG1	2.82	0.52
31:hH:84:CYS:HA	33:hH:201:CYC:HAC1	1.92	0.52
32:iH:90:LEU:O	32:iH:94:THR:HG23	2.10	0.52
32:kH:47:ASN:O	32:kH:51:ILE:HG13	2.08	0.52
32:cI:38:LEU:HA	32:cI:41:VAL:HG23	1.91	0.52
32:gI:90:LEU:O	32:gI:94:THR:HG23	2.10	0.52

Continued on next page...

Continued from previous page...

Atom-1	Atom-2	Interatomic distance (Å)	Clash overlap (Å)
33:gI:302:CYC:CMD	33:gI:302:CYC:NC	2.73	0.52
33:gI:302:CYC:CMA	33:gI:302:CYC:CBA	2.88	0.52
31:hI:130:ILE:HD11	31:hI:162:SER:OG	2.09	0.52
33:cJ:202:CYC:CMD	33:cJ:202:CYC:NC	2.73	0.52
31:hJ:130:ILE:HD11	31:hJ:162:SER:OG	2.09	0.52
31:lJ:93:ARG:NH1	32:mJ:16:GLY:O	2.43	0.52
32:mJ:139:LEU:HD11	32:mJ:161:ALA:HB2	1.90	0.52
33:mJ:201:CYC:CMD	33:mJ:201:CYC:NC	2.73	0.52
3:dK:80:THR:HB	3:dK:83:ARG:HH21	1.74	0.52
33:eK:201:CYC:HB	33:eK:201:CYC:HMA1	1.75	0.52
29:gK:142:VAL:HG11	29:gK:149:VAL:HG22	1.92	0.52
4:hK:77:ARG:HB3	33:hK:201:CYC:CMD	2.40	0.52
4:nK:134:LYS:HD2	4:nK:150:GLY:HA2	1.92	0.52
1:BA:23:VAL:CG1	31:fA:108:ASP:CB	2.88	0.52
3:VB:83:ARG:NH1	1:B6:238:VAL:CG2	2.60	0.52
1:BC:189:ARG:CD	32:gC:121:GLY:N	2.73	0.52
7:BD:79:SER:CB	7:BD:84:VAL:CB	2.29	0.52
36:BD:602:CLA:H161	44:HD:102:DGD:HAW2	1.92	0.52
8:CD:310:LYS:NZ	8:CD:310:LYS:CB	2.73	0.52
8:CD:311:LEU:N	8:CD:311:LEU:CD2	2.73	0.52
40:BE:623:LMT:H42	13:iE:4:LEU:CD1	2.40	0.52
8:CE:310:LYS:NZ	8:CE:310:LYS:CB	2.73	0.52
4:KF:63:SER:OG	4:KF:64:ASP:N	2.43	0.52
3:XF:83:ARG:NH2	3:XF:87:TYR:OH	2.43	0.52
3:ZF:142:SER:OG	3:ZF:143:GLY:N	2.43	0.52
3:IG:105:GLU:OE2	3:IG:155:TYR:CZ	2.62	0.52
33:MG:201:CYC:HC	33:MG:201:CYC:HMD1	1.75	0.52
33:TG:201:CYC:HMD1	33:TG:201:CYC:HC	1.75	0.52
1:BI:183:ARG:NH2	33:gI:301:CYC:O1D	2.43	0.52
4:MK:121:VAL:HG11	33:MK:201:CYC:CHD	2.40	0.52
4:YK:63:SER:OG	4:YK:64:ASP:N	2.43	0.52
4:HL:75:THR:OG1	3:IL:115:MET:HG3	2.10	0.52
3:IL:26:ILE:CD1	4:JL:97:LEU:HD13	2.39	0.52
3:IL:82:LEU:HD22	3:IL:85:LEU:HD12	1.91	0.52
4:OL:91:TYR:OH	4:OL:107:ARG:NH2	2.42	0.52
3:PL:41:GLU:OE1	29:QL:24:ILE:HD13	1.99	0.52
6:A1:301:ASN:OD1	8:C1:394:VAL:CB	2.57	0.52
6:A1:339:PHE:N	35:A1:403:CL:CL	2.78	0.52
36:B1:602:CLA:H161	44:H1:102:DGD:HAW2	1.92	0.52
42:B1:621:LHG:H101	42:B1:621:LHG:H241	1.91	0.52
44:C1:518:DGD:HAF1	44:J1:101:DGD:HA72	1.91	0.52

Continued on next page...

Continued from previous page...

Atom-1	Atom-2	Interatomic distance (Å)	Clash overlap (Å)
7:b1:177:SER:OG	7:b1:178:ILE:N	2.43	0.52
32:k2:80:ALA:O	32:k2:84:ARG:HG3	2.10	0.52
31:l2:64:PRO:CD	31:l2:65:TYR:N	2.69	0.52
1:B2:222:LEU:N	1:B2:222:LEU:CD2	2.72	0.52
32:c3:90:LEU:O	32:c3:94:THR:HG23	2.10	0.52
32:c3:114:ARG:NH2	32:c3:169:ALA:O	2.39	0.52
33:c3:202:CYC:CMA	33:c3:202:CYC:CBA	2.88	0.52
4:T4:91:TYR:OH	5:U4:41:GLN:NE2	2.43	0.52
2:C4:366:LEU:O	2:C4:421:ASN:ND2	2.43	0.52
2:C4:424:PRO:HG3	2:C4:444:LEU:HD21	1.90	0.52
1:B5:119:VAL:HG21	1:B5:125:LYS:HE2	1.90	0.52
1:B5:237:ARG:HH21	1:B5:237:ARG:CG	2.23	0.52
33:c5:202:CYC:CMD	33:c5:202:CYC:NC	2.73	0.52
33:c5:202:CYC:CGA	33:c5:202:CYC:CMA	2.85	0.52
33:c5:202:CYC:CMA	33:c5:202:CYC:CBA	2.88	0.52
32:m5:37:ARG:O	32:m5:41:VAL:HG23	2.09	0.52
31:b6:148:VAL:HG11	33:i6:201:CYC:CMB	2.39	0.52
32:e6:90:LEU:O	32:e6:94:THR:HG23	2.10	0.52
33:g6:202:CYC:O1D	1:B6:183:ARG:NH2	2.43	0.52
32:i6:90:LEU:O	32:i6:94:THR:HG23	2.10	0.52
33:e7:202:CYC:CMD	33:e7:202:CYC:NC	2.73	0.52
32:g7:26:ALA:O	32:g7:30:MET:HG2	2.09	0.52
31:l7:130:ILE:HD11	31:l7:162:SER:OG	2.09	0.52
1:B7:212:GLN:CG	1:B7:213:PRO:HD2	2.35	0.52
32:c8:37:ARG:O	32:c8:41:VAL:HG23	2.09	0.52
32:g8:26:ALA:O	32:g8:30:MET:HG2	2.09	0.52
32:g8:59:LEU:CD2	32:g8:133:LYS:HD2	2.40	0.52
31:h8:84:CYS:HA	33:h8:201:CYC:HAC1	1.92	0.52
33:j8:202:CYC:CMD	33:j8:202:CYC:NC	2.73	0.52
32:k8:26:ALA:O	32:k8:30:MET:HG2	2.09	0.52
32:k9:90:LEU:O	32:k9:94:THR:HG23	2.10	0.52
31:l9:93:ARG:NH1	32:m9:16:GLY:O	2.43	0.52
33:cA:202:CYC:CMD	33:cA:202:CYC:NC	2.73	0.52
31:fA:44:LEU:CD1	31:fA:99:LEU:HD11	2.38	0.52
32:kA:26:ALA:O	32:kA:30:MET:HG2	2.09	0.52
31:dC:108:ASP:OD1	31:dC:112:ILE:CD1	2.49	0.52
6:aD:167:SER:OG	6:aD:168:PHE:N	2.41	0.52
6:aD:341:LEU:HD11	24:vD:72:LYS:HD2	1.91	0.52
7:bD:80:LEU:N	7:bD:80:LEU:CD1	2.72	0.52
9:dD:92:LEU:HB2	9:dD:104:TRP:CZ3	2.44	0.52
13:iD:14:PHE:CD1	13:iD:14:PHE:C	2.87	0.52

Continued on next page...

Continued from previous page...

Atom-1	Atom-2	Interatomic distance (Å)	Clash overlap (Å)
13:iD:30:ARG:NH2	13:iD:30:ARG:CG	2.73	0.52
24:vD:61:ALA:HB1	24:vD:129:MET:HE1	1.90	0.52
6:aE:257:ARG:HB3	9:dE:132:ILE:HG21	1.91	0.52
7:bE:73:GLN:O	7:bE:92:SER:CB	2.56	0.52
7:bE:80:LEU:N	7:bE:80:LEU:CD1	2.72	0.52
17:mE:11:SER:O	17:mE:11:SER:OG	2.26	0.52
3:dF:20:PRO:HG3	3:iF:155:TYR:HB2	1.91	0.52
32:cH:139:LEU:HD11	32:cH:161:ALA:HB2	1.91	0.52
32:gH:59:LEU:CD2	32:gH:133:LYS:HD2	2.40	0.52
33:mH:201:CYC:CMD	33:mH:201:CYC:NC	2.73	0.52
31:lI:130:ILE:HD11	31:lI:162:SER:OG	2.09	0.52
32:cJ:90:LEU:O	32:cJ:94:THR:HG23	2.10	0.52
33:eJ:202:CYC:NB	33:eJ:202:CYC:CMA	2.73	0.52
33:eJ:202:CYC:CMA	33:eJ:202:CYC:CBA	2.87	0.52
33:jJ:202:CYC:CMD	33:jJ:202:CYC:NC	2.73	0.52
33:jJ:202:CYC:CBC	32:kJ:153:CYS:CB	2.83	0.52
1:BA:238:VAL:HG12	3:QB:79:ALA:CB	2.39	0.52
2:CB:460:ILE:HD13	2:CB:483:ARG:HH22	1.68	0.52
3:OB:90:ARG:HH21	4:PB:19:LEU:H	1.57	0.52
4:RB:83:ARG:NH1	33:RB:201:CYC:O1A	2.40	0.52
1:BC:206:PHE:CZ	1:BI:214:LYS:HE3	2.44	0.52
9:DD:55:VAL:HG21	9:DD:105:CYS:CB	2.25	0.52
36:BE:602:CLA:H161	44:HE:102:DGD:HAW2	1.92	0.52
8:CE:14:ASP:CG	8:CE:17:SER:H	2.12	0.52
9:DE:55:VAL:HG21	9:DE:105:CYS:CB	2.25	0.52
23:UE:128:THR:OG1	23:UE:129:GLY:N	2.42	0.52
28:EF:123:LEU:HD22	28:EF:124:PRO:HD2	1.90	0.52
4:YF:76:ARG:NH2	2:C4:489:LYS:CE	2.72	0.52
3:PG:151:ALA:HB1	30:VG:20:THR:HG22	1.90	0.52
4:SG:109:LEU:HD23	4:SG:112:LEU:HD21	1.91	0.52
1:BJ:211:LYS:NZ	1:BJ:211:LYS:CB	2.72	0.52
28:EK:117:PHE:CE1	28:EK:120:ASP:N	2.78	0.52
4:MK:9:ILE:O	4:MK:13:ASP:N	2.43	0.52
28:BL:130:ARG:NH2	28:BL:130:ARG:CG	2.72	0.52
29:QL:34:GLY:HA2	29:QL:37:ARG:HD2	1.92	0.52
40:B1:623:LMT:H42	13:i1:4:LEU:CD1	2.40	0.52
8:C1:310:LYS:NZ	8:C1:310:LYS:CB	2.73	0.52
9:D1:88:SER:HB2	10:E1:69:ARG:NH2	2.17	0.52
12:h1:23:PRO:CD	21:S1:16:UNK:HA	2.40	0.52
17:m1:24:ILE:O	17:m1:27:ILE:HG12	2.08	0.52
18:o1:110:ARG:HB3	18:o1:129:ILE:HA	1.91	0.52

Continued on next page...

Continued from previous page...

Atom-1	Atom-2	Interatomic distance (Å)	Clash overlap (Å)
31:h2:130:ILE:HD11	31:h2:162:SER:OG	2.09	0.52
33:g3:201:CYC:CMD	33:g3:201:CYC:NC	2.73	0.52
33:g3:201:CYC:CMA	33:g3:201:CYC:CBA	2.88	0.52
32:i3:47:ASN:O	32:i3:51:ILE:HG13	2.08	0.52
33:i3:201:CYC:CMD	33:i3:201:CYC:NC	2.73	0.52
33:j3:202:CYC:CMD	33:j3:202:CYC:NC	2.73	0.52
2:B4:84:PHE:CZ	2:B4:161:THR:HA	2.44	0.52
2:B4:114:ILE:HD12	2:B4:114:ILE:O	2.08	0.52
2:C4:828:ARG:NH1	2:C4:829:ALA:O	2.42	0.52
33:e5:202:CYC:NB	33:e5:202:CYC:CMA	2.72	0.52
31:f5:64:PRO:CD	31:f5:65:TYR:H	2.19	0.52
31:f5:130:ILE:HD11	31:f5:162:SER:OG	2.09	0.52
32:g5:90:LEU:O	32:g5:94:THR:HG23	2.10	0.52
31:h5:130:ILE:HD11	31:h5:162:SER:OG	2.09	0.52
32:i5:90:LEU:O	32:i5:94:THR:HG23	2.10	0.52
31:l5:93:ARG:NH1	32:m5:16:GLY:O	2.43	0.52
33:g6:201:CYC:NB	33:g6:201:CYC:CMA	2.73	0.52
1:B7:220:ASN:CB	3:oB:56:ASN:OD1	2.58	0.52
1:B7:220:ASN:ND2	1:B7:220:ASN:H	2.06	0.52
1:B8:237:ARG:NH2	1:B8:237:ARG:CA	2.72	0.52
33:e8:202:CYC:CMA	33:e8:202:CYC:CBA	2.88	0.52
33:g8:201:CYC:NB	33:g8:201:CYC:CMA	2.73	0.52
32:m8:90:LEU:O	32:m8:94:THR:HG23	2.10	0.52
33:m8:201:CYC:CMA	33:m8:201:CYC:CBA	2.88	0.52
32:e9:90:LEU:O	32:e9:94:THR:HG23	2.10	0.52
33:j9:202:CYC:CMA	33:j9:202:CYC:CBA	2.88	0.52
32:m9:90:LEU:O	32:m9:94:THR:HG23	2.10	0.52
33:cA:202:CYC:CMA	33:cA:202:CYC:CBA	2.88	0.52
32:eA:90:LEU:O	32:eA:94:THR:HG23	2.10	0.52
33:eA:202:CYC:CMD	33:eA:202:CYC:NC	2.73	0.52
31:fA:44:LEU:HD12	31:fA:99:LEU:HD12	1.88	0.52
32:iA:155:ALA:C	32:iA:158:SER:OG	2.53	0.52
32:eC:26:ALA:O	32:eC:30:MET:HG2	2.09	0.52
7:bD:177:SER:OG	7:bD:178:ILE:N	2.43	0.52
8:cD:134:PHE:HD2	36:cD:513:CLA:HBC2	1.74	0.52
42:lD:101:LHG:H241	42:lD:101:LHG:H101	1.91	0.52
18:oD:110:ARG:HB3	18:oD:129:ILE:HA	1.91	0.52
24:vD:77:VAL:HG11	47:vD:201:HEM:HAD2	1.91	0.52
8:cE:316:GLY:C	8:cE:318:ALA:H	2.18	0.52
10:eE:33:ALA:HB2	20:rE:11:PRO:HB2	1.91	0.52
19:qE:41:ILE:HG21	19:qE:93:LEU:HD21	1.91	0.52

Continued on next page...

Continued from previous page...

Atom-1	Atom-2	Interatomic distance (Å)	Clash overlap (Å)
27:zE:33:TRP:HD1	27:zE:33:TRP:O	1.93	0.52
4:aF:127:VAL:HG11	4:eF:69:GLY:HA3	1.90	0.52
3:6G:23:LEU:HD13	4:7G:42:THR:HG22	1.90	0.52
31:bH:130:ILE:HD11	31:bH:162:SER:OG	2.09	0.52
32:cI:90:LEU:O	32:cI:94:THR:HG23	2.10	0.52
33:cI:202:CYC:CMA	33:cI:202:CYC:CBA	2.88	0.52
33:eI:202:CYC:CMD	33:eI:202:CYC:NC	2.73	0.52
32:iI:26:ALA:O	32:iI:30:MET:HG2	2.09	0.52
33:jI:202:CYC:CMD	33:jI:202:CYC:NC	2.73	0.52
32:mI:153:CYS:SG	33:mI:201:CYC:C4C	2.98	0.52
32:iJ:90:LEU:O	32:iJ:94:THR:HG23	2.10	0.52
32:iJ:155:ALA:C	32:iJ:158:SER:OG	2.53	0.52
1:BC:203:VAL:CG2	3:q4:77:MET:HE3	2.40	0.52
11:FD:44:ARG:HB3	14:JD:35:VAL:HG23	1.91	0.52
18:OD:107:ASP:N	18:OD:107:ASP:OD1	2.41	0.52
18:OD:167:SER:CA	18:oE:168:THR:HG22	2.38	0.52
8:CE:281:ASN:ND2	8:CE:295:GLU:OE1	2.40	0.52
21:SE:11:UNK:O	21:SE:12:UNK:C	2.57	0.52
28:EF:117:PHE:CE1	28:EF:120:ASP:N	2.78	0.52
3:IG:62:ARG:HD3	3:IG:128:GLU:CD	2.34	0.52
4:WG:119:LEU:HB3	4:WG:121:VAL:HG23	1.92	0.52
3:JK:83:ARG:NH2	33:JK:201:CYC:O2A	2.43	0.52
28:BL:110:LYS:O	28:BL:111:THR:OG1	2.26	0.52
6:A1:135:TYR:CZ	13:I1:31:ASN:CG	2.72	0.52
15:K1:9:LYS:NZ	15:K1:9:LYS:CB	2.73	0.52
8:c1:128:GLU:HB2	8:c1:135:GLY:CA	2.39	0.52
10:e1:60:ARG:HD3	10:e1:64:PRO:HG3	1.92	0.52
18:o1:118:ASP:OD1	18:o1:118:ASP:N	2.43	0.52
31:b2:84:CYS:HA	33:b2:201:CYC:HAC1	1.92	0.52
31:h2:84:CYS:HA	33:h2:201:CYC:HAC1	1.92	0.52
32:i2:47:ASN:O	32:i2:51:ILE:HG13	2.09	0.52
33:e3:202:CYC:CMD	33:e3:202:CYC:NC	2.73	0.52
32:g3:90:LEU:O	32:g3:94:THR:HG23	2.10	0.52
31:l3:93:ARG:NH1	32:m3:16:GLY:O	2.43	0.52
33:m3:201:CYC:CMA	33:m3:201:CYC:CBA	2.88	0.52
5:b4:27:PHE:HB3	5:b4:29:LYS:HG3	1.90	0.52
1:B5:211:LYS:HG2	1:B5:211:LYS:O	2.09	0.52
32:g5:26:ALA:O	32:g5:30:MET:HG2	2.09	0.52
33:j5:202:CYC:CMA	33:j5:202:CYC:CBA	2.88	0.52
32:k5:26:ALA:O	32:k5:30:MET:HG2	2.09	0.52
32:m6:37:ARG:O	32:m6:41:VAL:HG23	2.09	0.52

Continued on next page...

Continued from previous page...

Atom-1	Atom-2	Interatomic distance (Å)	Clash overlap (Å)
33:c7:202:CYC:NB	33:c7:202:CYC:CMA	2.73	0.52
32:g7:59:LEU:CD2	32:g7:133:LYS:HD2	2.40	0.52
32:g7:80:ALA:O	32:g7:84:ARG:HG3	2.10	0.52
33:g7:201:CYC:CMD	33:g7:201:CYC:NC	2.73	0.52
32:i7:155:ALA:C	32:i7:158:SER:OG	2.53	0.52
32:k7:80:ALA:O	32:k7:84:ARG:HG3	2.10	0.52
32:m7:120:LEU:HB2	32:m7:122:THR:HG23	1.90	0.52
32:m7:153:CYS:SG	33:m7:201:CYC:C4C	2.98	0.52
33:c8:202:CYC:NB	33:c8:202:CYC:CMA	2.73	0.52
32:e8:59:LEU:CD2	32:e8:133:LYS:HD2	2.40	0.52
32:e8:151:GLY:CA	33:e8:202:CYC:CMD	2.85	0.52
33:g8:201:CYC:CMA	33:g8:201:CYC:CBA	2.88	0.52
32:i8:80:ALA:O	32:i8:84:ARG:HG3	2.10	0.52
32:i8:90:LEU:O	32:i8:94:THR:HG23	2.10	0.52
33:i8:201:CYC:CMA	33:i8:201:CYC:CBA	2.88	0.52
31:l8:84:CYS:HA	33:l8:201:CYC:HAC1	1.92	0.52
32:m8:26:ALA:O	32:m8:30:MET:HG2	2.09	0.52
32:m8:153:CYS:SG	33:m8:201:CYC:C4C	2.98	0.52
31:b9:64:PRO:CD	31:b9:65:TYR:H	2.19	0.52
31:b9:84:CYS:HA	33:b9:201:CYC:HAC1	1.92	0.52
32:g9:26:ALA:O	32:g9:30:MET:HG2	2.09	0.52
31:bA:84:CYS:HA	33:bA:201:CYC:HAC1	1.92	0.52
33:eA:202:CYC:CMA	33:eA:202:CYC:CBA	2.88	0.52
32:gA:90:LEU:O	32:gA:94:THR:HG23	2.10	0.52
31:bC:148:VAL:HG11	33:iC:201:CYC:CMB	2.39	0.52
32:gC:80:ALA:O	32:gC:84:ARG:HG3	2.10	0.52
33:gC:302:CYC:CMD	33:gC:302:CYC:NC	2.73	0.52
33:mC:201:CYC:CMD	33:mC:201:CYC:NC	2.73	0.52
33:mC:201:CYC:NB	33:mC:201:CYC:CMA	2.73	0.52
33:mC:201:CYC:CMA	33:mC:201:CYC:CBA	2.88	0.52
8:cD:316:GLY:C	8:cD:318:ALA:H	2.18	0.52
9:dD:111:TRP:CZ2	9:dD:170:ALA:HB3	2.44	0.52
17:mD:32:ARG:NH1	17:mD:32:ARG:CB	2.73	0.52
18:oD:118:ASP:N	18:oD:118:ASP:OD1	2.43	0.52
36:dE:403:CLA:H151	36:xE:101:CLA:H3A	1.91	0.52
4:hF:113:LYS:NZ	4:hF:160:LEU:O	2.39	0.52
4:nF:3:ASP:O	4:nF:7:SER:N	2.40	0.52
33:cH:202:CYC:CMD	33:cH:202:CYC:NC	2.73	0.52
31:lH:64:PRO:CD	31:lH:65:TYR:H	2.19	0.52
31:lH:93:ARG:NH1	32:mH:16:GLY:O	2.43	0.52
32:cI:37:ARG:O	32:cI:41:VAL:HG23	2.09	0.52

Continued on next page...

Continued from previous page...

Atom-1	Atom-2	Interatomic distance (Å)	Clash overlap (Å)
32:eI:90:LEU:O	32:eI:94:THR:HG23	2.10	0.52
32:gI:80:ALA:O	32:gI:84:ARG:HG3	2.10	0.52
33:iI:201:CYC:CMA	33:iI:201:CYC:CBA	2.88	0.52
32:kI:80:ALA:O	32:kI:84:ARG:HG3	2.10	0.52
31:lI:93:ARG:NH1	32:mI:16:GLY:O	2.43	0.52
32:eJ:59:LEU:CD2	32:eJ:133:LYS:HD2	2.40	0.52
31:fJ:130:ILE:HD11	31:fJ:162:SER:OG	2.09	0.52
33:gJ:201:CYC:CMB	31:jJ:148:VAL:CG1	2.83	0.52
32:iJ:26:ALA:O	32:iJ:30:MET:HG2	2.09	0.52
32:iJ:80:ALA:O	32:iJ:84:ARG:HG3	2.10	0.52
32:mJ:37:ARG:O	32:mJ:41:VAL:HG23	2.09	0.52
4:1L:75:THR:HG23	3:4L:111:GLY:H	1.74	0.52
4:TB:90:ARG:NH1	4:TB:94:TYR:OH	2.43	0.52
8:CD:59:VAL:CB	15:KD:10:LEU:CD2	2.84	0.52
6:AE:136:ARG:NH2	13:IE:30:ARG:HD3	2.25	0.52
8:CE:385:HIS:CA	8:CE:406:TYR:CZ	2.92	0.52
18:OE:107:ASP:N	18:OE:107:ASP:OD1	2.41	0.52
19:QE:41:ILE:HG21	19:QE:93:LEU:HD21	1.91	0.52
24:VE:61:ALA:HB1	24:VE:129:MET:HE1	1.90	0.52
24:VE:77:VAL:HG11	47:VE:201:HEM:HAD2	1.91	0.52
4:MF:9:ILE:O	4:MF:13:ASP:N	2.43	0.52
28:BG:125:LYS:HE3	4:MG:26:LYS:CE	2.40	0.52
3:IG:131:ARG:HE	3:IG:157:ILE:HG21	1.75	0.52
4:LG:65:ILE:HG22	4:LG:72:MET:HG2	1.92	0.52
1:BI:222:LEU:N	1:BI:222:LEU:CD2	2.72	0.52
7:B1:385:ARG:HG3	18:O1:195:GLY:HA2	1.91	0.52
18:O1:110:ARG:HB3	18:O1:129:ILE:HA	1.91	0.52
7:b1:232:GLY:CA	21:S1:25:UNK:CB	2.88	0.52
9:d1:103:ARG:CD	10:e1:76:ILE:HG22	2.13	0.52
32:c2:37:ARG:O	32:c2:41:VAL:HG23	2.09	0.52
32:g2:59:LEU:CD2	32:g2:133:LYS:HD2	2.40	0.52
31:h2:52:ILE:HG12	31:h2:92:LEU:CD1	2.28	0.52
33:i2:201:CYC:NB	33:i2:201:CYC:CMA	2.73	0.52
31:l2:84:CYS:HA	33:l2:201:CYC:HAC1	1.92	0.52
31:l2:93:ARG:NH1	32:m2:16:GLY:O	2.43	0.52
32:m2:44:ILE:HG12	32:m2:142:VAL:HG22	1.80	0.52
1:B2:238:VAL:CG1	3:O4:79:ALA:CB	2.61	0.52
31:b3:84:CYS:HA	33:b3:201:CYC:HAC1	1.92	0.52
32:i3:59:LEU:CD2	32:i3:133:LYS:HD2	2.40	0.52
31:j3:64:PRO:CD	31:j3:65:TYR:H	2.19	0.52
32:k3:26:ALA:O	32:k3:30:MET:HG2	2.09	0.52

Continued on next page...

Continued from previous page...

Atom-1	Atom-2	Interatomic distance (Å)	Clash overlap (Å)
33:i5:201:CYC:NB	33:i5:201:CYC:CMA	2.72	0.52
33:j5:202:CYC:CMD	33:j5:202:CYC:NC	2.73	0.52
33:j5:202:CYC:NB	33:j5:202:CYC:CMA	2.72	0.52
32:m5:153:CYS:SG	33:m5:201:CYC:C4C	2.98	0.52
33:m5:201:CYC:NB	33:m5:201:CYC:CMA	2.73	0.52
33:e6:202:CYC:CMD	33:e6:202:CYC:NC	2.73	0.52
33:e6:202:CYC:NB	33:e6:202:CYC:CMA	2.72	0.52
31:j6:106:PRO:O	31:j6:110:TYR:CD2	2.55	0.52
1:B6:206:PHE:CE1	3:uB:76:GLU:CG	2.92	0.52
31:b7:84:CYS:HA	33:b7:201:CYC:HAC1	1.92	0.52
31:b7:148:VAL:HG11	33:i7:201:CYC:CMB	2.39	0.52
32:c7:14:THR:CB	1:B7:194:PHE:HA	2.39	0.52
33:c7:202:CYC:CMA	33:c7:202:CYC:CBA	2.88	0.52
33:e7:202:CYC:CMA	33:e7:202:CYC:CBA	2.87	0.52
32:i7:90:LEU:O	32:i7:94:THR:HG23	2.10	0.52
32:i7:145:PRO:HD2	32:i7:145:PRO:O	2.08	0.52
32:m7:90:LEU:O	32:m7:94:THR:HG23	2.10	0.52
32:c8:90:LEU:O	32:c8:94:THR:HG23	2.10	0.52
32:i8:59:LEU:CD2	32:i8:133:LYS:HD2	2.40	0.52
33:j8:202:CYC:NB	33:j8:202:CYC:CMA	2.72	0.52
32:k8:90:LEU:O	32:k8:94:THR:HG23	2.10	0.52
33:c9:202:CYC:CMA	33:c9:202:CYC:CBA	2.88	0.52
32:i9:59:LEU:CD2	32:i9:133:LYS:HD2	2.40	0.52
31:l9:130:ILE:HD11	31:l9:162:SER:OG	2.09	0.52
32:cA:90:LEU:O	32:cA:94:THR:HG23	2.10	0.52
33:cA:202:CYC:NB	33:cA:202:CYC:CMA	2.73	0.52
32:iA:59:LEU:CD2	32:iA:133:LYS:HD2	2.40	0.52
32:mA:26:ALA:O	32:mA:30:MET:HG2	2.09	0.52
33:cC:202:CYC:CMD	33:cC:202:CYC:NC	2.73	0.52
32:gC:59:LEU:CD2	32:gC:133:LYS:HD2	2.40	0.52
32:mC:153:CYS:SG	33:mC:201:CYC:C4C	2.98	0.52
8:cD:251:PHE:CZ	36:cD:507:CLA:O1A	2.62	0.52
11:fD:29:THR:HG22	11:fD:33:LEU:CD2	2.25	0.52
27:zD:12:LEU:HD11	27:zD:51:VAL:HG23	1.90	0.52
27:zD:33:TRP:HD1	27:zD:33:TRP:O	1.93	0.52
7:bE:169:SER:OG	7:bE:170:ASP:N	2.41	0.52
8:cE:134:PHE:HD2	36:cE:513:CLA:HBC2	1.74	0.52
3:kF:12:ASP:OD2	4:lF:107:ARG:NH2	2.43	0.52
33:eH:202:CYC:CMD	33:eH:202:CYC:NC	2.73	0.52
32:iH:59:LEU:CD2	32:iH:133:LYS:HD2	2.40	0.52
32:iH:139:LEU:HD11	32:iH:161:ALA:HB2	1.90	0.52

Continued on next page...

Continued from previous page...

Atom-1	Atom-2	Interatomic distance (Å)	Clash overlap (Å)
32:mH:90:LEU:O	32:mH:94:THR:HG23	2.10	0.52
32:mH:153:CYS:SG	33:mH:201:CYC:C4C	2.98	0.52
33:mH:201:CYC:CGA	33:mH:201:CYC:CMA	2.85	0.52
33:mH:201:CYC:NB	33:mH:201:CYC:CMA	2.73	0.52
32:iI:90:LEU:O	32:iI:94:THR:HG23	2.10	0.52
33:cJ:202:CYC:NB	33:cJ:202:CYC:CMA	2.73	0.52
32:gJ:59:LEU:CD2	32:gJ:133:LYS:HD2	2.40	0.52
33:gJ:201:CYC:CMD	33:gJ:201:CYC:NC	2.73	0.52
33:jJ:202:CYC:CMA	33:jJ:202:CYC:CBA	2.88	0.52
3:bK:109:VAL:O	3:bK:109:VAL:CG1	2.52	0.52
3:dK:20:PRO:HG3	3:iK:155:TYR:HB2	1.91	0.52
2:BB:157:PRO:HB3	7:BD:126:PRO:O	2.10	0.52
2:CB:775:LYS:HB2	2:CB:775:LYS:HZ3	1.75	0.52
3:SB:66:VAL:HG11	3:LK:68:PRO:HG2	1.91	0.52
7:BD:243:ALA:CB	7:BD:466:HIS:CE1	2.93	0.52
8:CD:60:SER:H	15:KD:10:LEU:HB3	1.74	0.52
8:CE:311:LEU:O	23:UE:75:LYS:CG	2.46	0.52
17:ME:26:TYR:OH	17:ME:30:GLN:NE2	2.43	0.52
21:SE:16:UNK:HA	12:hE:23:PRO:CD	2.40	0.52
4:YF:63:SER:OG	4:YF:64:ASP:N	2.42	0.52
6:A1:322:ASN:HA	6:A1:325:ASN:HB2	1.91	0.52
24:V1:124:ASP:N	24:V1:124:ASP:OD1	2.42	0.52
32:i2:59:LEU:CD2	32:i2:133:LYS:HD2	2.40	0.52
32:i2:80:ALA:O	32:i2:84:ARG:HG3	2.10	0.52
33:i2:201:CYC:CMA	33:i2:201:CYC:CBA	2.88	0.52
32:m2:153:CYS:SG	33:m2:201:CYC:C4C	2.98	0.52
1:B2:203:VAL:O	3:o4:77:MET:HE3	2.10	0.52
1:B2:205:ARG:HG3	1:B2:205:ARG:NH2	2.21	0.52
31:b3:118:ILE:O	31:b3:122:PHE:CD2	2.54	0.52
33:e3:202:CYC:CMA	33:e3:202:CYC:CBA	2.88	0.52
31:l3:84:CYS:HA	33:l3:201:CYC:HAC1	1.92	0.52
3:Z4:12:ASP:OD2	4:a4:107:ARG:NH1	2.43	0.52
3:S4:2:SER:OG	3:S4:3:ILE:N	2.38	0.52
3:Q4:14:GLU:HB2	3:Q4:16:ARG:HD2	1.91	0.52
1:B5:237:ARG:NH2	1:B5:237:ARG:CA	2.72	0.52
33:i5:201:CYC:CMA	33:i5:201:CYC:CBA	2.88	0.52
32:m5:139:LEU:HD11	32:m5:161:ALA:HB2	1.91	0.52
32:g6:59:LEU:CD2	32:g6:133:LYS:HD2	2.40	0.52
32:c7:90:LEU:O	32:c7:94:THR:HG23	2.10	0.52
32:g7:121:GLY:N	1:B7:189:ARG:CD	2.73	0.52
32:i7:59:LEU:CD2	32:i7:133:LYS:HD2	2.40	0.52

Continued on next page...

Continued from previous page...

Atom-1	Atom-2	Interatomic distance (Å)	Clash overlap (Å)
31:b8:148:VAL:HG11	33:i8:201:CYC:CMB	2.39	0.52
32:c8:38:LEU:HA	32:c8:41:VAL:HG23	1.91	0.52
32:c8:114:ARG:NH2	32:c8:169:ALA:O	2.39	0.52
32:e8:26:ALA:O	32:e8:30:MET:HG2	2.09	0.52
31:h8:126:PRO:CD	31:h8:127:SER:H	2.13	0.52
31:l8:93:ARG:NH1	32:m8:16:GLY:O	2.43	0.52
33:e9:202:CYC:NB	33:e9:202:CYC:CMA	2.72	0.52
32:g9:80:ALA:O	32:g9:84:ARG:HG3	2.10	0.52
32:cA:26:ALA:O	32:cA:30:MET:HG2	2.09	0.52
9:dD:120:PHE:CZ	36:dD:403:CLA:H171	2.45	0.52
17:mD:24:ILE:O	17:mD:27:ILE:HG12	2.08	0.52
19:qD:41:ILE:HG21	19:qD:93:LEU:HD21	1.91	0.52
6:aE:341:LEU:HD11	24:vE:72:LYS:HD2	1.91	0.52
9:dE:120:PHE:CZ	36:dE:403:CLA:H171	2.45	0.52
12:hE:3:GLN:NE2	16:lE:2:ASP:O	2.43	0.52
13:iE:30:ARG:NH2	13:iE:30:ARG:CG	2.73	0.52
31:jH:64:PRO:CD	31:jH:65:TYR:H	2.19	0.52
32:kH:26:ALA:O	32:kH:30:MET:HG2	2.09	0.52
32:kH:80:ALA:O	32:kH:84:ARG:HG3	2.10	0.52
32:eI:26:ALA:O	32:eI:30:MET:HG2	2.09	0.52
33:eI:202:CYC:CMA	33:eI:202:CYC:CBA	2.88	0.52
32:mI:90:LEU:O	32:mI:94:THR:HG23	2.10	0.52
33:cJ:202:CYC:CMA	33:cJ:202:CYC:CBA	2.88	0.52
31:dJ:84:CYS:HA	33:dJ:201:CYC:HAC1	1.92	0.52
32:eJ:153:CYS:HG	33:eJ:202:CYC:HAC2	1.66	0.52
32:iJ:59:LEU:CD2	32:iJ:133:LYS:HD2	2.40	0.52
32:iJ:146:ALA:O	32:iJ:147:GLY:C	2.51	0.52
1:BA:203:VAL:CG2	3:qB:77:MET:HE3	2.39	0.52
2:BB:366:LEU:O	2:BB:421:ASN:ND2	2.42	0.52
2:CB:495:LEU:HD13	2:CB:630:PRO:HD2	1.92	0.52
4:RB:37:ARG:NH1	4:RB:96:MET:O	2.43	0.52
4:RB:68:PRO:HG2	4:TB:16:GLY:HA3	1.92	0.52
3:ZB:12:ASP:OD2	4:aB:107:ARG:NH1	2.43	0.52
7:BD:385:ARG:HG3	18:OD:195:GLY:HA2	1.91	0.52
8:CD:133:PHE:CD1	8:CD:133:PHE:C	2.86	0.52
21:SD:16:UNK:HA	12:hD:23:PRO:CD	2.40	0.52
21:SD:25:UNK:CB	7:bD:232:GLY:CA	2.88	0.52
7:BE:243:ALA:HB2	7:BE:466:HIS:NE2	2.25	0.52
8:CE:311:LEU:N	8:CE:311:LEU:CD2	2.73	0.52
4:MF:121:VAL:HG11	33:MF:201:CYC:CHD	2.40	0.52
28:BG:110:LYS:CD	28:BG:110:LYS:N	2.73	0.52

Continued on next page...

Continued from previous page...

Atom-1	Atom-2	Interatomic distance (Å)	Clash overlap (Å)
3:IG:58:LEU:HD21	3:IG:132:ALA:CB	2.34	0.52
4:WG:1:MET:N	4:WG:106:GLU:OE1	2.41	0.52
28:EK:118:ALA:CB	4:hK:37:ARG:NH1	2.73	0.52
28:EK:129:ASN:ND2	28:EK:129:ASN:H	2.07	0.52
4:MK:121:VAL:HG13	33:MK:201:CYC:NC	2.24	0.52
4:YK:81:CYS:O	33:YK:201:CYC:HAC1	2.08	0.52
28:BL:125:LYS:HE3	4:ML:26:LYS:CE	2.40	0.52
3:IL:113:ARG:O	3:IL:117:LYS:HD2	2.10	0.52
33:TL:201:CYC:HMD1	33:TL:201:CYC:HC	1.75	0.52
8:C1:190:THR:OG1	8:C1:190:THR:O	2.22	0.52
18:O1:107:ASP:N	18:O1:107:ASP:OD1	2.41	0.52
7:b1:298:PRO:O	7:b1:302:TRP:HD1	1.93	0.52
20:r1:11:PRO:HA	20:r1:14:VAL:HG12	1.92	0.52
23:u1:128:THR:OG1	23:u1:129:GLY:N	2.42	0.52
32:c2:38:LEU:HA	32:c2:41:VAL:HG23	1.91	0.52
32:e2:59:LEU:CD2	32:e2:133:LYS:HD2	2.40	0.52
33:e2:202:CYC:CGA	33:e2:202:CYC:CMA	2.85	0.52
33:i2:201:CYC:CMD	33:i2:201:CYC:NC	2.73	0.52
32:c3:38:LEU:HA	32:c3:41:VAL:HG23	1.91	0.52
32:e3:90:LEU:O	32:e3:94:THR:HG23	2.10	0.52
32:g3:59:LEU:CD2	32:g3:133:LYS:HD2	2.40	0.52
32:k3:59:LEU:CD2	32:k3:133:LYS:HD2	2.40	0.52
1:B3:240:LEU:HA	4:W4:67:ARG:NH2	2.25	0.52
5:b4:7:THR:HG23	5:b4:51:VAL:HG23	1.90	0.52
4:R4:37:ARG:NH1	4:R4:96:MET:O	2.43	0.52
1:B5:211:LYS:NZ	1:B5:211:LYS:CB	2.72	0.52
31:b5:148:VAL:HG11	33:i5:201:CYC:CMB	2.39	0.52
32:c5:37:ARG:O	32:c5:41:VAL:HG23	2.09	0.52
32:i5:59:LEU:CD2	32:i5:133:LYS:HD2	2.40	0.52
33:i5:201:CYC:CMD	33:i5:201:CYC:NC	2.73	0.52
31:b6:84:CYS:HA	33:b6:201:CYC:HAC1	1.92	0.52
31:d6:84:CYS:HA	33:d6:201:CYC:HAC1	1.92	0.52
33:g6:201:CYC:CMD	33:g6:201:CYC:NC	2.73	0.52
32:k6:1:MET:HG3	1:B6:42:GLU:OE1	2.09	0.52
33:m6:201:CYC:CMD	33:m6:201:CYC:NC	2.73	0.52
32:e7:90:LEU:O	32:e7:94:THR:HG23	2.10	0.52
31:f7:130:ILE:HD11	31:f7:162:SER:OG	2.09	0.52
32:g7:121:GLY:N	1:B7:189:ARG:HD2	2.25	0.52
31:h7:84:CYS:CB	33:h7:201:CYC:CAC	2.56	0.52
33:j7:202:CYC:CGA	33:j7:202:CYC:CMA	2.85	0.52
31:l7:84:CYS:HA	33:l7:201:CYC:HAC1	1.92	0.52

Continued on next page...

Continued from previous page...

Atom-1	Atom-2	Interatomic distance (Å)	Clash overlap (Å)
31:b8:84:CYS:HA	33:b8:201:CYC:HAC1	1.92	0.52
31:j8:106:PRO:O	31:j8:110:TYR:CD2	2.55	0.52
31:l8:44:LEU:HD12	31:l8:99:LEU:HD12	1.88	0.52
31:d9:52:ILE:HG12	31:d9:92:LEU:CD1	2.28	0.52
33:g9:201:CYC:CMD	33:g9:201:CYC:NC	2.73	0.52
32:i9:26:ALA:O	32:i9:30:MET:HG2	2.09	0.52
33:m9:201:CYC:CMA	33:m9:201:CYC:CBA	2.88	0.52
33:iA:201:CYC:CMD	33:iA:201:CYC:NC	2.73	0.52
31:lA:84:CYS:HA	33:lA:201:CYC:HAC1	1.92	0.52
32:mA:153:CYS:SG	33:mA:201:CYC:C4C	2.98	0.52
33:eC:202:CYC:CMA	33:eC:202:CYC:CBA	2.88	0.52
33:gC:302:CYC:CMA	33:gC:302:CYC:CBA	2.88	0.52
32:iC:146:ALA:O	32:iC:147:GLY:C	2.51	0.52
33:jC:202:CYC:CMA	33:jC:202:CYC:CBA	2.88	0.52
10:eD:33:ALA:HB2	20:rD:11:PRO:HB2	1.91	0.52
12:hD:3:GLN:NE2	16:lD:2:ASP:O	2.43	0.52
9:dE:92:LEU:HB2	9:dE:104:TRP:CZ3	2.44	0.52
17:mE:32:ARG:NH1	17:mE:32:ARG:CG	2.73	0.52
18:oE:226:GLY:HA2	18:oE:242:ILE:HA	1.92	0.52
27:zE:37:LYS:O	27:zE:40:ILE:CG1	2.57	0.52
33:jH:202:CYC:CMD	33:jH:202:CYC:NC	2.73	0.52
32:kH:59:LEU:CD2	32:kH:133:LYS:HD2	2.40	0.52
32:kH:92:TYR:HA	32:kH:95:TYR:HD2	1.75	0.52
32:gI:26:ALA:O	32:gI:30:MET:HG2	2.09	0.52
32:gI:59:LEU:CD2	32:gI:133:LYS:HD2	2.40	0.52
33:gI:302:CYC:NB	33:gI:302:CYC:CMA	2.73	0.52
33:iI:201:CYC:CMD	33:iI:201:CYC:NC	2.73	0.52
33:iI:201:CYC:NB	33:iI:201:CYC:CMA	2.72	0.52
33:jI:202:CYC:CMA	33:jI:202:CYC:CBA	2.88	0.52
32:kJ:80:ALA:O	32:kJ:84:ARG:HG3	2.10	0.52
32:mJ:153:CYS:SG	33:mJ:201:CYC:C4C	2.98	0.52
33:mJ:201:CYC:NB	33:mJ:201:CYC:CMA	2.73	0.52
4:aK:2:GLN:HE21	29:gK:167:THR:HG22	1.75	0.52
29:gK:34:GLY:HA2	29:gK:37:ARG:HD2	1.92	0.52
4:hK:80:ALA:HB3	33:hK:201:CYC:C2D	2.40	0.52
3:iK:15:ALA:O	4:jK:90:ARG:NH1	2.42	0.52
4:1L:84:ASP:OD1	4:1L:116:TYR:OH	2.27	0.52
4:TB:62:TYR:CB	1:B9:240:LEU:HD13	2.40	0.51
7:BD:243:ALA:HB2	7:BD:466:HIS:NE2	2.25	0.51
8:CD:134:PHE:CE2	36:CD:515:CLA:C3A	2.84	0.51
9:DD:335:PRO:HB2	10:ED:65:ILE:HD12	1.91	0.51

Continued on next page...

Continued from previous page...

Atom-1	Atom-2	Interatomic distance (Å)	Clash overlap (Å)
14:JD:6:LYS:H	14:JD:6:LYS:CD	2.20	0.51
17:MD:26:TYR:OH	17:MD:30:GLN:NE2	2.43	0.51
18:OD:168:THR:CG2	18:oE:166:THR:C	2.82	0.51
8:CE:133:PHE:CD1	8:CE:133:PHE:C	2.86	0.51
8:CE:310:LYS:O	23:UE:75:LYS:HD3	2.10	0.51
18:OE:237:GLY:HA2	18:OE:269:ALA:HA	1.93	0.51
3:IG:26:ILE:CD1	4:JG:97:LEU:HD13	2.39	0.51
1:BH:211:LYS:NZ	1:BH:211:LYS:CB	2.72	0.51
1:BJ:239:ALA:O	4:1G:64:ASP:N	2.44	0.51
3:JK:80:THR:CB	33:JK:201:CYC:HAD2	2.40	0.51
28:BL:117:PHE:C	4:ML:148:GLU:OE2	2.52	0.51
28:BL:130:ARG:HA	4:JL:57:ALA:O	2.10	0.51
3:IL:131:ARG:HE	3:IL:157:ILE:HG21	1.74	0.51
4:LL:65:ILE:HG22	4:LL:72:MET:HG2	1.92	0.51
4:WL:65:ILE:HG22	4:WL:72:MET:HB2	1.92	0.51
8:C1:310:LYS:NZ	8:C1:310:LYS:HB3	2.21	0.51
14:J1:10:TRP:CH2	14:J1:11:LEU:CD1	2.91	0.51
6:a1:234:ASN:HD21	9:d1:266:TRP:HB2	1.74	0.51
8:c1:316:GLY:C	8:c1:318:ALA:H	2.18	0.51
27:z1:33:TRP:HD1	27:z1:33:TRP:O	1.93	0.51
31:d2:108:ASP:OD1	31:d2:112:ILE:CD1	2.49	0.51
33:g2:201:CYC:NB	33:g2:201:CYC:CMA	2.73	0.51
33:g2:201:CYC:CMA	33:g2:201:CYC:CBA	2.88	0.51
32:k2:90:LEU:O	32:k2:94:THR:HG23	2.10	0.51
33:m2:201:CYC:CMD	33:m2:201:CYC:NC	2.73	0.51
32:g3:121:GLY:N	1:B3:189:ARG:CD	2.73	0.51
32:k3:90:LEU:O	32:k3:94:THR:HG23	2.10	0.51
4:T4:16:GLY:HA3	4:R4:68:PRO:HG2	1.92	0.51
4:T4:76:ARG:NH2	5:U4:63:ASN:O	2.44	0.51
4:W4:58:LYS:HD3	4:W4:132:ALA:HB1	1.92	0.51
4:r4:76:ARG:NH1	2:C4:736:GLU:OE1	2.42	0.51
2:B4:461:GLY:O	2:B4:617:LYS:NZ	2.42	0.51
2:C4:495:LEU:HD13	2:C4:630:PRO:HD2	1.92	0.51
1:B5:226:LYS:CB	3:4L:66:VAL:CG1	2.88	0.51
31:d5:64:PRO:CD	31:d5:65:TYR:H	2.19	0.51
33:e5:202:CYC:CMD	33:e5:202:CYC:NC	2.73	0.51
32:g5:151:GLY:HA3	33:g5:201:CYC:HMD3	1.76	0.51
33:g5:201:CYC:CMA	33:g5:201:CYC:CBA	2.88	0.51
32:k5:90:LEU:O	32:k5:94:THR:HG23	2.10	0.51
32:g6:80:ALA:O	32:g6:84:ARG:HG3	2.10	0.51
33:i6:201:CYC:NB	33:i6:201:CYC:CMA	2.72	0.51

Continued on next page...

Continued from previous page...

Atom-1	Atom-2	Interatomic distance (Å)	Clash overlap (Å)
33:m6:201:CYC:NB	33:m6:201:CYC:CMA	2.73	0.51
1:B6:222:LEU:N	1:B6:222:LEU:CD2	2.72	0.51
1:B8:211:LYS:O	1:B8:211:LYS:HG2	2.10	0.51
32:e8:90:LEU:O	32:e8:94:THR:HG23	2.10	0.51
31:h8:118:ILE:O	31:h8:122:PHE:CD2	2.54	0.51
33:c9:202:CYC:CMD	33:c9:202:CYC:NC	2.73	0.51
32:g9:59:LEU:CD2	32:g9:133:LYS:HD2	2.40	0.51
31:l9:84:CYS:HA	33:l9:201:CYC:HAC1	1.92	0.51
32:iA:90:LEU:O	32:iA:94:THR:HG23	2.10	0.51
32:mA:90:LEU:O	32:mA:94:THR:HG23	2.10	0.51
33:mA:201:CYC:CMA	33:mA:201:CYC:CBA	2.88	0.51
4:rB:63:SER:OG	4:rB:64:ASP:N	2.42	0.51
3:yB:32:SER:OG	3:yB:35:ARG:NH1	2.44	0.51
32:cC:38:LEU:HA	32:cC:41:VAL:HG23	1.91	0.51
6:aD:234:ASN:HD21	9:dD:266:TRP:HB2	1.74	0.51
11:fD:29:THR:C	11:fD:33:LEU:HD23	2.25	0.51
18:oD:237:GLY:HA2	18:oD:269:ALA:HA	1.93	0.51
7:bE:177:SER:OG	7:bE:178:ILE:N	2.43	0.51
9:dE:312:GLU:HA	18:oE:188:LYS:HD2	1.92	0.51
13:iE:30:ARG:HH21	13:iE:30:ARG:HB3	1.72	0.51
17:mE:32:ARG:NH1	17:mE:32:ARG:CB	2.73	0.51
18:oE:237:GLY:HA2	18:oE:269:ALA:HA	1.93	0.51
27:zE:36:SER:HA	27:zE:39:LEU:CD1	2.32	0.51
3:bF:23:LEU:HD22	4:cF:38:VAL:HG13	1.91	0.51
3:dF:80:THR:HB	3:dF:83:ARG:HH21	1.74	0.51
31:bH:148:VAL:HG11	33:iH:201:CYC:CMB	2.39	0.51
32:eH:26:ALA:O	32:eH:30:MET:HG2	2.09	0.51
32:eH:90:LEU:O	32:eH:94:THR:HG23	2.10	0.51
31:dI:130:ILE:HD11	31:dI:162:SER:OG	2.09	0.51
31:dI:148:VAL:CG1	33:mI:201:CYC:CMB	2.83	0.51
32:kI:92:TYR:HA	32:kI:95:TYR:HD2	1.76	0.51
33:mJ:201:CYC:CMA	33:mJ:201:CYC:CBA	2.88	0.51
3:kK:50:ILE:HG23	3:kK:133:MET:HE1	1.91	0.51
1:BA:189:ARG:CD	32:gA:121:GLY:N	2.73	0.51
2:BB:548:SER:OG	4:5L:10:ASN:HA	2.09	0.51
7:BD:93:PHE:N	7:BD:93:PHE:CD1	2.72	0.51
37:DD:408:PL9:H362	16:LD:32:LEU:HD13	1.92	0.51
15:KD:9:LYS:NZ	15:KD:9:LYS:CB	2.73	0.51
18:OD:237:GLY:HA2	18:OD:269:ALA:HA	1.92	0.51
7:BE:239:SER:HB2	7:BE:469:HIS:HB3	1.91	0.51
37:DE:408:PL9:H362	16:LE:32:LEU:HD13	1.92	0.51

Continued on next page...

Continued from previous page...

Atom-1	Atom-2	Interatomic distance (Å)	Clash overlap (Å)
33:YF:201:CYC:HB	33:YF:201:CYC:HMA1	1.75	0.51
28:BG:109:SER:OG	2:B4:44:ALA:CB	2.59	0.51
4:OG:127:VAL:HG13	4:OG:157:CYS:HB3	1.92	0.51
30:VG:90:ARG:NH1	4:WG:13:ASP:OD1	2.43	0.51
1:BH:237:ARG:HH21	1:BH:237:ARG:CG	2.23	0.51
3:IL:77:MET:HA	3:IL:80:THR:OG1	2.10	0.51
4:SL:109:LEU:HD23	4:SL:112:LEU:HD21	1.91	0.51
15:K1:10:LEU:CD1	15:K1:11:PRO:CG	2.88	0.51
9:d1:98:GLN:CG	10:e1:73:LYS:CE	2.87	0.51
12:h1:3:GLN:NE2	16:l1:2:ASP:O	2.43	0.51
42:l1:101:LHG:H101	42:l1:101:LHG:H241	1.91	0.51
17:m1:3:VAL:HG13	17:m1:5:ASP:H	1.75	0.51
17:m1:27:ILE:CD1	17:m1:27:ILE:H	2.04	0.51
32:c2:90:LEU:O	32:c2:94:THR:HG23	2.10	0.51
33:g2:202:CYC:O1D	1:B2:183:ARG:NH2	2.43	0.51
32:k2:92:TYR:HA	32:k2:95:TYR:HD2	1.75	0.51
31:l2:130:ILE:HD11	31:l2:162:SER:OG	2.09	0.51
1:B2:192:LEU:HB2	1:B2:194:PHE:HD2	1.70	0.51
33:e3:202:CYC:NB	33:e3:202:CYC:CMA	2.72	0.51
32:k3:80:ALA:O	32:k3:84:ARG:HG3	2.10	0.51
31:l3:24:ILE:CG2	33:m3:201:CYC:HBB2	2.36	0.51
5:U4:23:GLN:HE22	2:B4:744:THR:HG22	1.76	0.51
4:Y4:22:SER:O	4:Y4:26:LYS:NZ	2.41	0.51
2:C4:13:ARG:CG	2:C4:13:ARG:HH11	2.23	0.51
2:C4:461:GLY:O	2:C4:617:LYS:NZ	2.42	0.51
33:g5:201:CYC:CMD	33:g5:201:CYC:NC	2.73	0.51
32:k5:92:TYR:HA	32:k5:95:TYR:HD2	1.75	0.51
33:m5:201:CYC:CMD	33:m5:201:CYC:NC	2.73	0.51
32:e6:59:LEU:CD2	32:e6:133:LYS:HD2	2.40	0.51
33:e6:202:CYC:CGA	33:e6:202:CYC:CMA	2.85	0.51
32:g6:26:ALA:O	32:g6:30:MET:HG2	2.09	0.51
33:i6:201:CYC:CMA	33:i6:201:CYC:CBA	2.88	0.51
32:k6:80:ALA:O	32:k6:84:ARG:HG3	2.10	0.51
32:m6:90:LEU:O	32:m6:94:THR:HG23	2.10	0.51
31:f7:126:PRO:CD	31:f7:127:SER:H	2.13	0.51
33:g7:201:CYC:CMA	33:g7:201:CYC:CBA	2.88	0.51
33:e8:202:CYC:NB	33:e8:202:CYC:CMA	2.72	0.51
33:j8:202:CYC:CMA	33:j8:202:CYC:CBA	2.88	0.51
32:k8:92:TYR:HA	32:k8:95:TYR:HD2	1.76	0.51
31:l8:106:PRO:O	31:l8:110:TYR:CD2	2.54	0.51
31:f9:126:PRO:CD	31:f9:127:SER:H	2.13	0.51

Continued on next page...

Continued from previous page...

Atom-1	Atom-2	Interatomic distance (Å)	Clash overlap (Å)
32:kA:59:LEU:CD2	32:kA:133:LYS:HD2	2.40	0.51
32:kA:80:ALA:O	32:kA:84:ARG:HG3	2.10	0.51
4:tB:37:ARG:NH1	4:tB:148:GLU:OE2	2.42	0.51
4:tB:64:ASP:HA	4:tB:67:ARG:CG	2.27	0.51
32:iC:155:ALA:C	32:iC:158:SER:HG	2.14	0.51
33:iC:201:CYC:CMA	33:iC:201:CYC:CBA	2.88	0.51
33:jC:202:CYC:CMD	33:jC:202:CYC:NC	2.73	0.51
7:bD:298:PRO:O	7:bD:302:TRP:HD1	1.93	0.51
8:cD:248:ARG:HA	8:cD:253:TRP:CE2	2.46	0.51
8:cD:444:LYS:HE2	9:dD:229:SER:HA	1.93	0.51
9:dD:312:GLU:HA	18:oD:188:LYS:HD2	1.92	0.51
10:eD:60:ARG:HD3	10:eD:64:PRO:HG3	1.92	0.51
20:rD:11:PRO:HA	20:rD:14:VAL:HG12	1.93	0.51
15:kE:44:PHE:CD1	15:kE:44:PHE:C	2.85	0.51
32:eH:59:LEU:CD2	32:eH:133:LYS:HD2	2.40	0.51
32:gH:80:ALA:O	32:gH:84:ARG:HG3	2.10	0.51
33:iH:201:CYC:CMA	33:iH:201:CYC:CBA	2.88	0.51
32:kH:90:LEU:O	32:kH:94:THR:HG23	2.10	0.51
31:lH:84:CYS:HA	33:lH:201:CYC:HAC1	1.92	0.51
32:kI:59:LEU:CD2	32:kI:133:LYS:HD2	2.40	0.51
33:mI:201:CYC:CMA	33:mI:201:CYC:CBA	2.88	0.51
32:gJ:90:LEU:O	32:gJ:94:THR:HG23	2.10	0.51
33:gJ:201:CYC:CMA	33:gJ:201:CYC:CBA	2.88	0.51
33:iJ:201:CYC:CMA	33:iJ:201:CYC:CBA	2.88	0.51
32:kJ:92:TYR:HA	32:kJ:95:TYR:HD2	1.75	0.51
3:kK:12:ASP:OD2	4:lK:107:ARG:NH2	2.43	0.51
3:6L:126:VAL:HG22	33:6L:201:CYC:HBC3	1.92	0.51
2:BB:496:ILE:HG23	33:LL:201:CYC:HAA1	1.92	0.51
2:CB:13:ARG:NH1	2:CB:13:ARG:CB	2.73	0.51
33:YB:201:CYC:HMA3	33:YB:201:CYC:HB	1.75	0.51
1:BC:23:VAL:HG23	31:fC:113:ALA:CA	2.41	0.51
6:AD:136:ARG:NH2	13:ID:30:ARG:HD3	2.25	0.51
6:AD:339:PHE:N	35:AD:403:CL:CL	2.78	0.51
6:AE:27:ARG:NH2	9:DE:258:GLY:O	2.40	0.51
14:JE:7:LEU:N	14:JE:7:LEU:CD2	2.73	0.51
28:EF:118:ALA:CB	4:hF:37:ARG:NH1	2.73	0.51
28:EF:147:MET:C	28:EF:147:MET:SD	2.94	0.51
3:JF:80:THR:OG1	33:JF:201:CYC:C2D	2.58	0.51
3:LF:28:SER:HB2	3:ZF:25:ARG:HH22	1.74	0.51
3:IG:62:ARG:CD	3:IG:128:GLU:CD	2.83	0.51
3:IG:113:ARG:O	3:IG:117:LYS:HD2	2.10	0.51

Continued on next page...

Continued from previous page...

Atom-1	Atom-2	Interatomic distance (Å)	Clash overlap (Å)
1:BI:205:ARG:CG	1:BI:205:ARG:NH2	2.73	0.51
28:EK:125:LYS:NZ	4:YK:135:GLU:CD	2.63	0.51
28:BL:125:LYS:HE3	4:ML:26:LYS:HE2	1.92	0.51
8:C1:13:ARG:CD	8:C1:13:ARG:N	2.73	0.51
8:c1:163:VAL:HG12	8:c1:221:ILE:HG23	1.92	0.51
8:c1:252:ILE:HG21	8:c1:257:ALA:HB1	1.92	0.51
9:d1:104:TRP:C	9:d1:104:TRP:CD1	2.86	0.51
9:d1:120:PHE:CZ	36:d1:403:CLA:H171	2.45	0.51
9:d1:312:GLU:HA	18:o1:188:LYS:HD2	1.92	0.51
10:e1:33:ALA:HB2	20:r1:11:PRO:HB2	1.91	0.51
19:q1:41:ILE:HG21	19:q1:93:LEU:HD21	1.91	0.51
24:v1:124:ASP:N	24:v1:124:ASP:OD1	2.42	0.51
32:g2:86:MET:SD	33:g2:202:CYC:HBC1	2.51	0.51
32:i2:150:PRO:O	32:i2:150:PRO:CD	2.59	0.51
32:e3:59:LEU:CD2	32:e3:133:LYS:HD2	2.40	0.51
31:f3:108:ASP:CB	1:B3:23:VAL:CG1	2.88	0.51
32:g3:80:ALA:O	32:g3:84:ARG:HG3	2.10	0.51
1:B3:224:MET:C	1:B3:224:MET:SD	2.94	0.51
4:z4:110:ASN:OD1	4:z4:110:ASN:N	2.42	0.51
32:k5:59:LEU:CD2	32:k5:133:LYS:HD2	2.40	0.51
32:k5:80:ALA:O	32:k5:84:ARG:HG3	2.10	0.51
33:g6:201:CYC:CMA	33:g6:201:CYC:CBA	2.88	0.51
32:i6:155:ALA:C	32:i6:158:SER:OG	2.53	0.51
32:k6:90:LEU:O	32:k6:94:THR:HG23	2.10	0.51
32:m6:153:CYS:SG	33:m6:201:CYC:C4C	2.98	0.51
31:j7:130:ILE:HD11	31:j7:162:SER:OG	2.09	0.51
1:B8:237:ARG:CG	1:B8:237:ARG:HH21	2.23	0.51
31:f8:64:PRO:CD	31:f8:65:TYR:H	2.19	0.51
32:k8:59:LEU:CD2	32:k8:133:LYS:HD2	2.40	0.51
32:c9:90:LEU:O	32:c9:94:THR:HG23	2.10	0.51
32:e9:59:LEU:CD2	32:e9:133:LYS:HD2	2.40	0.51
33:g9:201:CYC:CMA	33:g9:201:CYC:CBA	2.88	0.51
32:k9:92:TYR:HA	32:k9:95:TYR:HD2	1.75	0.51
32:gA:80:ALA:O	32:gA:84:ARG:HG3	2.10	0.51
32:iA:80:ALA:O	32:iA:84:ARG:HG3	2.10	0.51
33:jA:202:CYC:CMD	33:jA:202:CYC:NC	2.73	0.51
33:jA:202:CYC:CMA	33:jA:202:CYC:CBA	2.88	0.51
32:kA:92:TYR:HA	32:kA:95:TYR:HD2	1.75	0.51
33:gC:302:CYC:CGA	33:gC:302:CYC:CMA	2.85	0.51
31:hC:84:CYS:HA	33:hC:201:CYC:HAC1	1.92	0.51
32:kC:59:LEU:CD2	32:kC:133:LYS:HD2	2.40	0.51

Continued on next page...

Continued from previous page...

Atom-1	Atom-2	Interatomic distance (Å)	Clash overlap (Å)
32:kC:92:TYR:HA	32:kC:95:TYR:HD2	1.75	0.51
7:bD:74:SER:O	7:bD:74:SER:OG	2.18	0.51
27:zD:37:LYS:O	27:zD:40:ILE:CG1	2.57	0.51
6:aE:234:ASN:HD21	9:dE:266:TRP:HB2	1.74	0.51
7:bE:271:THR:O	7:bE:271:THR:OG1	2.24	0.51
8:cE:444:LYS:HE2	9:dE:229:SER:HA	1.93	0.51
3:dF:91:LEU:HB3	3:dF:104:ILE:HG23	1.92	0.51
4:hF:77:ARG:HB3	33:hF:201:CYC:CMD	2.40	0.51
33:cH:202:CYC:CMA	33:cH:202:CYC:CBA	2.88	0.51
32:mH:44:ILE:HG13	32:mH:142:VAL:CG2	2.24	0.51
31:dI:84:CYS:HA	33:dI:201:CYC:HAC1	1.92	0.51
32:iI:150:PRO:O	32:iI:150:PRO:CD	2.59	0.51
33:mI:201:CYC:CMD	33:mI:201:CYC:NC	2.73	0.51
33:eJ:202:CYC:CMD	33:eJ:202:CYC:NC	2.73	0.51
32:kJ:59:LEU:CD2	32:kJ:133:LYS:HD2	2.41	0.51
32:kJ:90:LEU:O	32:kJ:94:THR:HG23	2.10	0.51
3:fK:130:VAL:HG11	3:fK:156:LEU:HD22	1.93	0.51
4:hK:81:CYS:HA	33:hK:201:CYC:C4C	2.25	0.51
1:BA:58:HIS:CG	33:gA:301:CYC:O2A	2.64	0.51
2:CB:466:GLU:O	4:cK:110:ASN:ND2	2.43	0.51
1:BC:224:MET:C	1:BC:224:MET:SD	2.94	0.51
8:CD:14:ASP:CG	8:CD:17:SER:H	2.12	0.51
9:DD:91:PHE:CD1	9:DD:93:TRP:CH2	2.98	0.51
24:VD:124:ASP:N	24:VD:124:ASP:OD1	2.42	0.51
6:AE:79:THR:HA	6:AE:177:SER:HB3	1.91	0.51
6:AE:210:LEU:HD11	45:DE:401:PHO:C3D	2.41	0.51
8:CE:13:ARG:CG	8:CE:13:ARG:NH1	2.73	0.51
12:HE:16:SER:HB3	2:B4:78:GLY:HA3	1.93	0.51
12:HE:18:TYR:CE2	2:B4:117:VAL:HG21	2.46	0.51
18:OE:226:GLY:HA2	18:OE:242:ILE:HA	1.92	0.51
28:EF:140:PHE:CE2	3:ZF:83:ARG:HD2	2.42	0.51
4:KF:144:ASP:O	4:KF:147:LYS:NZ	2.40	0.51
28:BG:125:LYS:HE3	4:MG:26:LYS:HE2	1.92	0.51
28:BG:139:MET:C	28:BG:141:ARG:N	2.66	0.51
3:AL:35:ARG:NH1	3:AL:148:GLU:OE2	2.44	0.51
4:LL:83:ARG:NH1	4:LL:87:TYR:OH	2.43	0.51
4:OL:127:VAL:HG13	4:OL:157:CYS:HB3	1.92	0.51
7:B1:243:ALA:HB2	7:B1:466:HIS:NE2	2.25	0.51
36:B1:608:CLA:HAB	9:D1:123:ILE:HD13	1.91	0.51
8:C1:310:LYS:O	23:U1:75:LYS:HD3	2.11	0.51
9:D1:246:MET:HG2	9:D1:264:LYS:HE3	1.91	0.51

Continued on next page...

Continued from previous page...

Atom-1	Atom-2	Interatomic distance (Å)	Clash overlap (Å)
17:M1:26:TYR:OH	17:M1:30:GLN:NE2	2.43	0.51
8:c1:43:HIS:HD2	36:c1:510:CLA:H3A	1.75	0.51
8:c1:263:LEU:CD1	8:c1:427:GLY:C	2.66	0.51
8:c1:265:ALA:N	36:c1:506:CLA:HAC1	2.26	0.51
18:o1:237:GLY:HA2	18:o1:269:ALA:HA	1.92	0.51
27:z1:33:TRP:CD1	27:z1:33:TRP:C	2.86	0.51
32:i2:90:LEU:O	32:i2:94:THR:HG23	2.10	0.51
31:f3:113:ALA:CA	1:B3:23:VAL:HG23	2.41	0.51
33:g3:202:CYC:O2A	1:B3:58:HIS:CG	2.64	0.51
32:i3:80:ALA:O	32:i3:84:ARG:HG3	2.10	0.51
32:k3:1:MET:HG3	1:B3:42:GLU:OE1	2.09	0.51
1:B3:229:SER:HB2	3:X4:66:VAL:CG2	2.40	0.51
4:a4:58:LYS:HD2	4:a4:58:LYS:N	2.25	0.51
2:B4:736:GLU:O	2:B4:736:GLU:HG3	2.11	0.51
2:C4:629:ARG:NH2	2:C4:661:GLU:OE1	2.43	0.51
2:C4:775:LYS:NZ	2:C4:775:LYS:CB	2.73	0.51
32:i5:86:MET:SD	33:i5:202:CYC:HBC1	2.51	0.51
32:k6:59:LEU:CD2	32:k6:133:LYS:HD2	2.40	0.51
31:l6:93:ARG:NH1	32:m6:16:GLY:O	2.43	0.51
32:k7:59:LEU:CD2	32:k7:133:LYS:HD2	2.40	0.51
33:m7:201:CYC:CMA	33:m7:201:CYC:CBA	2.88	0.51
33:g8:201:CYC:CMD	33:g8:201:CYC:NC	2.73	0.51
33:g9:202:CYC:O1A	1:B9:58:HIS:CB	2.54	0.51
32:i9:80:ALA:O	32:i9:84:ARG:HG3	2.10	0.51
33:i9:201:CYC:CMA	33:i9:201:CYC:CBA	2.88	0.51
32:k9:59:LEU:CD2	32:k9:133:LYS:HD2	2.40	0.51
32:eA:59:LEU:CD2	32:eA:133:LYS:HD2	2.40	0.51
32:gA:59:LEU:CD2	32:gA:133:LYS:HD2	2.40	0.51
33:gA:302:CYC:NB	33:gA:302:CYC:CMA	2.73	0.51
32:iA:151:GLY:CA	33:iA:201:CYC:HMD1	2.24	0.51
32:kA:90:LEU:O	32:kA:94:THR:HG23	2.10	0.51
4:pB:144:ASP:N	4:pB:144:ASP:OD1	2.44	0.51
33:gC:302:CYC:NB	33:gC:302:CYC:CMA	2.73	0.51
32:mC:90:LEU:O	32:mC:94:THR:HG23	2.10	0.51
8:cD:192:ASN:HB3	40:cD:501:LMT:C4'	2.40	0.51
4:aF:2:GLN:HE21	29:gF:167:THR:HG22	1.75	0.51
33:gH:201:CYC:CMA	33:gH:201:CYC:CBA	2.88	0.51
31:jH:106:PRO:O	31:jH:110:TYR:CD2	2.55	0.51
31:bI:44:LEU:HD12	31:bI:99:LEU:HD12	1.88	0.51
31:bI:64:PRO:CD	31:bI:65:TYR:H	2.19	0.51
32:kI:86:MET:SD	33:kI:201:CYC:HBC1	2.51	0.51

Continued on next page...

Continued from previous page...

Atom-1	Atom-2	Interatomic distance (Å)	Clash overlap (Å)
31:lJ:130:ILE:HD11	31:lJ:162:SER:OG	2.09	0.51
3:4L:90:ARG:HH21	4:5L:13:ASP:HA	1.75	0.51
2:BB:695:LYS:O	4:LL:77:ARG:NH1	2.42	0.51
2:BB:744:THR:HG22	5:UB:23:GLN:HE22	1.76	0.51
2:CB:13:ARG:HH11	2:CB:13:ARG:CG	2.23	0.51
2:CB:255:GLN:CG	2:CB:395:THR:HG21	2.37	0.51
3:QB:134:LYS:HE3	3:QB:150:GLY:HA2	1.93	0.51
6:AD:210:LEU:CD1	45:DD:401:PHO:C4C	2.85	0.51
36:BD:608:CLA:HAB	9:DD:123:ILE:HD13	1.91	0.51
8:CD:310:LYS:O	23:UD:75:LYS:HD3	2.10	0.51
15:KE:9:LYS:NZ	15:KE:9:LYS:CB	2.73	0.51
3:AG:35:ARG:NH1	3:AG:148:GLU:OE2	2.44	0.51
3:IG:63:PRO:CB	1:BJ:220:ASN:HD22	2.24	0.51
3:IG:86:ASP:CB	1:BJ:211:LYS:CE	2.88	0.51
3:IG:105:GLU:HG3	3:IG:155:TYR:HE2	1.75	0.51
28:EK:117:PHE:CE2	28:EK:121:TYR:CG	2.90	0.51
3:JK:65:VAL:CB	33:JK:201:CYC:OC	2.58	0.51
33:YK:201:CYC:HB	33:YK:201:CYC:HMA1	1.75	0.51
3:IL:68:PRO:O	3:IL:73:TYR:OH	2.24	0.51
4:UL:87:TYR:HB3	33:2L:201:CYC:HBB3	1.93	0.51
7:B1:243:ALA:CB	7:B1:466:HIS:CE1	2.93	0.51
8:C1:13:ARG:CG	8:C1:13:ARG:NH1	2.73	0.51
9:D1:91:PHE:CD1	9:D1:93:TRP:CH2	2.98	0.51
15:K1:10:LEU:HD12	15:K1:11:PRO:HG3	1.92	0.51
17:M1:32:ARG:HH22	17:m1:36:GLU:CG	2.05	0.51
18:O1:118:ASP:N	18:O1:118:ASP:OD1	2.43	0.51
8:c1:444:LYS:HE2	9:d1:229:SER:HA	1.93	0.51
40:d1:404:LMT:H81	38:h1:103:SQD:H262	1.92	0.51
31:h3:130:ILE:HD11	31:h3:162:SER:OG	2.09	0.51
32:k3:86:MET:SD	33:k3:201:CYC:HBC1	2.51	0.51
3:Z4:27:LYS:HZ2	4:a4:35:GLU:HG2	1.75	0.51
3:q4:24:ASP:OD1	3:q4:24:ASP:N	2.44	0.51
2:B4:84:PHE:HD1	2:B4:164:LEU:CD2	2.18	0.51
2:B4:493:ARG:NH2	2:B4:678:THR:HG22	2.26	0.51
3:Q4:134:LYS:HE3	3:Q4:150:GLY:HA2	1.93	0.51
31:d5:108:ASP:OD1	31:d5:112:ILE:CD1	2.49	0.51
31:f6:31:PHE:CE2	32:g6:38:LEU:HD11	2.46	0.51
32:i6:59:LEU:CD2	32:i6:133:LYS:HD2	2.40	0.51
32:i6:80:ALA:O	32:i6:84:ARG:HG3	2.10	0.51
33:j6:202:CYC:CBC	32:k6:153:CYS:CB	2.83	0.51
32:m6:114:ARG:NH2	32:m6:169:ALA:O	2.39	0.51

Continued on next page...

Continued from previous page...

Atom-1	Atom-2	Interatomic distance (Å)	Clash overlap (Å)
32:g7:86:MET:SD	33:g7:202:CYC:HBC1	2.51	0.51
32:i7:86:MET:SD	33:i7:202:CYC:HBC1	2.51	0.51
33:j7:202:CYC:CMA	33:j7:202:CYC:CBA	2.88	0.51
32:k7:86:MET:SD	33:k7:201:CYC:HBC1	2.51	0.51
33:m7:201:CYC:CMD	33:m7:201:CYC:NC	2.73	0.51
1:B7:220:ASN:CG	3:oB:56:ASN:OD1	2.53	0.51
1:B8:48:TRP:CZ2	31:f8:16:GLY:HA3	2.46	0.51
31:b8:70:GLN:NE2	31:l9:57:GLN:CA	2.74	0.51
33:e8:202:CYC:CMD	33:e8:202:CYC:HC	2.24	0.51
32:g8:80:ALA:O	32:g8:84:ARG:HG3	2.10	0.51
33:i8:201:CYC:CMD	33:i8:201:CYC:NC	2.73	0.51
32:c9:39:ASP:O	32:c9:40:SER:C	2.54	0.51
33:e9:202:CYC:CMA	33:e9:202:CYC:CBA	2.88	0.51
31:j9:84:CYS:HA	33:j9:201:CYC:HAC1	1.92	0.51
32:m9:153:CYS:SG	33:m9:201:CYC:C4C	2.98	0.51
4:aB:61:LEU:HD22	4:aB:62:TYR:HD1	1.76	0.51
32:cC:39:ASP:O	32:cC:40:SER:C	2.54	0.51
31:dC:84:CYS:HA	33:dC:201:CYC:HAC1	1.92	0.51
31:jC:84:CYS:HA	33:jC:201:CYC:HAC1	1.92	0.51
32:kC:80:ALA:O	32:kC:84:ARG:HG3	2.10	0.51
31:lC:93:ARG:NH1	32:mC:16:GLY:O	2.43	0.51
9:dD:98:GLN:CG	10:eD:73:LYS:CE	2.87	0.51
6:aE:140:ARG:O	9:dE:220:ASN:ND2	2.39	0.51
7:bE:95:GLY:H	7:bE:98:ALA:H	1.59	0.51
8:cE:281:ASN:ND2	8:cE:295:GLU:OE1	2.41	0.51
3:fF:77:MET:HA	3:fF:80:THR:HG22	1.92	0.51
3:fF:130:VAL:HG11	3:fF:156:LEU:HD22	1.93	0.51
29:gF:155:GLN:NE2	29:gF:155:GLN:CA	2.73	0.51
4:jF:15:GLN:HB3	4:jF:17:LYS:HE3	1.93	0.51
33:eH:202:CYC:CBD	33:eH:202:CYC:CHA	2.86	0.51
32:gH:86:MET:SD	33:gH:202:CYC:HBC1	2.51	0.51
32:gH:90:LEU:O	32:gH:94:THR:HG23	2.10	0.51
32:iH:86:MET:SD	33:iH:202:CYC:HBC1	2.51	0.51
31:fJ:31:PHE:CE2	32:gJ:38:LEU:HD11	2.46	0.51
32:iJ:150:PRO:O	32:iJ:150:PRO:CD	2.59	0.51
32:mJ:90:LEU:O	32:mJ:94:THR:HG23	2.10	0.51
4:aK:47:ASN:N	4:aK:47:ASN:OD1	2.42	0.51
29:gK:152:TYR:H	29:gK:152:TYR:HD1	1.56	0.51
2:CB:492:ARG:NH2	4:aK:91:TYR:OH	2.41	0.51
2:CB:493:ARG:NH2	2:CB:678:THR:HG22	2.26	0.51
4:WB:83:ARG:NH2	33:WB:201:CYC:O2A	2.43	0.51

Continued on next page...

Continued from previous page...

Atom-1	Atom-2	Interatomic distance (Å)	Clash overlap (Å)
1:BC:23:VAL:CG1	31:fC:108:ASP:CB	2.88	0.51
6:AE:190:HIS:HA	8:CE:398:ILE:HD12	0.62	0.51
36:BE:608:CLA:HAB	9:DE:123:ILE:HD13	1.91	0.51
8:CE:173:TYR:HA	8:CE:183:VAL:HA	1.92	0.51
8:CE:407:VAL:HG22	8:CE:407:VAL:O	2.11	0.51
9:DE:110:LEU:C	9:DE:110:LEU:CD1	2.84	0.51
19:QE:58:GLU:O	19:QE:62:TYR:N	2.44	0.51
21:SE:25:UNK:CB	7:bE:232:GLY:CA	2.88	0.51
28:EF:140:PHE:CD2	3:ZF:83:ARG:CD	2.92	0.51
4:IF:54:GLU:HG3	4:IF:136:VAL:HG21	1.93	0.51
28:BG:131:ARG:HB3	4:JG:62:TYR:CB	2.38	0.51
28:BG:146:GLN:CD	3:KG:52:LYS:HD3	2.35	0.51
4:HG:75:THR:OG1	3:IG:115:MET:HG3	2.10	0.51
4:OG:121:VAL:HG13	4:OG:122:PRO:HD2	1.91	0.51
1:BH:48:TRP:CZ2	31:fH:16:GLY:HA3	2.46	0.51
1:BI:58:HIS:CB	33:gI:301:CYC:O1A	2.54	0.51
1:BI:240:LEU:N	1:BI:240:LEU:CD1	2.73	0.51
1:BJ:239:ALA:CA	4:1G:63:SER:HA	2.41	0.51
4:IK:62:TYR:N	4:IK:62:TYR:CD1	2.77	0.51
3:XK:90:ARG:NH2	4:cK:73:TYR:OH	2.43	0.51
3:AL:25:ARG:HG3	3:IL:25:ARG:HG2	1.93	0.51
28:BL:146:GLN:CD	3:KL:52:LYS:HD3	2.35	0.51
6:A1:190:HIS:HA	8:C1:398:ILE:HD12	0.63	0.51
7:B1:239:SER:HB2	7:B1:469:HIS:CB	2.41	0.51
7:b1:256:MET:O	7:b1:448:ARG:NH1	2.43	0.51
33:c2:202:CYC:CMA	33:c2:202:CYC:CBA	2.88	0.51
31:d2:64:PRO:CD	31:d2:65:TYR:N	2.70	0.51
33:e2:202:CYC:CMD	33:e2:202:CYC:HC	2.24	0.51
33:e2:202:CYC:NB	33:e2:202:CYC:CMA	2.72	0.51
33:e3:202:CYC:CGA	33:e3:202:CYC:CMA	2.85	0.51
32:e5:90:LEU:O	32:e5:94:THR:HG23	2.10	0.51
33:g5:201:CYC:CGA	33:g5:201:CYC:CMA	2.86	0.51
31:h5:84:CYS:HA	33:h5:201:CYC:HAC1	1.92	0.51
32:m5:90:LEU:O	32:m5:94:THR:HG23	2.10	0.51
32:c6:90:LEU:O	32:c6:94:THR:HG23	2.10	0.51
31:f6:16:GLY:HA3	1:B6:48:TRP:CZ2	2.46	0.51
31:j6:84:CYS:HA	33:j6:201:CYC:HAC1	1.92	0.51
32:i7:80:ALA:O	32:i7:84:ARG:HG3	2.10	0.51
32:i8:86:MET:SD	33:i8:202:CYC:HBC1	2.51	0.51
32:g9:90:LEU:O	32:g9:94:THR:HG23	2.10	0.51
31:h9:130:ILE:HD11	31:h9:162:SER:OG	2.09	0.51

Continued on next page...

Continued from previous page...

Atom-1	Atom-2	Interatomic distance (Å)	Clash overlap (Å)
33:i9:201:CYC:CMD	33:i9:201:CYC:NC	2.73	0.51
33:cA:202:CYC:CGA	33:cA:202:CYC:CMA	2.85	0.51
33:jA:202:CYC:CMD	33:jA:202:CYC:HC	2.24	0.51
33:jA:202:CYC:CGA	33:jA:202:CYC:CMA	2.85	0.51
31:lA:106:PRO:O	31:lA:110:TYR:CD2	2.54	0.51
4:aB:113:LYS:O	4:aB:117:ASN:ND2	2.44	0.51
3:oB:91:LEU:HA	3:oB:94:TYR:HB2	1.91	0.51
31:bC:84:CYS:HA	33:bC:201:CYC:HAC1	1.92	0.51
32:eC:59:LEU:CD2	32:eC:133:LYS:HD2	2.40	0.51
9:dD:217:THR:HG21	9:dD:253:TRP:HE1	1.76	0.51
18:oD:226:GLY:HA2	18:oD:242:ILE:HA	1.93	0.51
7:bE:298:PRO:O	7:bE:302:TRP:HD1	1.93	0.51
9:dE:80:THR:CG2	9:dE:111:TRP:NE1	2.67	0.51
19:qE:57:THR:OG1	19:qE:58:GLU:N	2.38	0.51
4:eF:73:TYR:OH	3:fF:90:ARG:NH2	2.44	0.51
3:iF:65:VAL:HG11	33:nF:202:CYC:HMC2	1.93	0.51
4:nF:134:LYS:HD2	4:nF:150:GLY:HA2	1.92	0.51
31:dH:148:VAL:CG1	33:mH:201:CYC:CMB	2.83	0.51
33:eH:202:CYC:NB	33:eH:202:CYC:CMA	2.73	0.51
32:iH:80:ALA:O	32:iH:84:ARG:HG3	2.10	0.51
32:iI:59:LEU:CD2	32:iI:133:LYS:HD2	2.40	0.51
32:iI:80:ALA:O	32:iI:84:ARG:HG3	2.10	0.51
32:kI:90:LEU:O	32:kI:94:THR:HG23	2.10	0.51
31:lI:84:CYS:HA	33:lI:201:CYC:HAC1	1.92	0.51
32:kJ:86:MET:SD	33:kJ:201:CYC:HBC1	2.51	0.51
3:iK:65:VAL:HG11	33:nK:202:CYC:HMC2	1.93	0.51
1:BA:23:VAL:HG23	31:fA:113:ALA:CA	2.41	0.51
2:BB:256:SER:OG	2:BB:259:GLN:HB3	2.10	0.51
2:BB:493:ARG:NH2	2:BB:678:THR:HG22	2.26	0.51
2:BB:629:ARG:NH2	2:BB:661:GLU:OE1	2.43	0.51
3:VB:83:ARG:HH12	1:B6:238:VAL:HG21	1.70	0.51
6:AD:190:HIS:HA	8:CD:398:ILE:HD12	0.63	0.51
7:BD:256:MET:O	7:BD:448:ARG:NH1	2.43	0.51
8:CD:13:ARG:CG	8:CD:13:ARG:NH1	2.73	0.51
8:CD:313:ALA:HB2	23:UD:126:LEU:CD2	2.41	0.51
18:OD:168:THR:HG21	18:oE:168:THR:CA	2.23	0.51
6:AE:58:VAL:HG21	6:AE:83:VAL:HB	1.93	0.51
8:CE:133:PHE:CZ	8:CE:150:TYR:CE2	2.99	0.51
11:FE:44:ARG:HB3	14:JE:35:VAL:HG23	1.91	0.51
28:EF:140:PHE:HE1	3:ZF:86:ASP:HB2	1.76	0.51
3:XF:90:ARG:NH2	4:cF:73:TYR:OH	2.44	0.51

Continued on next page...

Continued from previous page...

Atom-1	Atom-2	Interatomic distance (Å)	Clash overlap (Å)
4:YF:75:THR:CG2	3:ZF:111:GLY:H	2.23	0.51
3:AG:25:ARG:HG3	3:IG:25:ARG:HG2	1.93	0.51
3:IG:2:SER:OG	4:JG:3:ASP:OD2	2.29	0.51
3:IG:82:LEU:HD22	3:IG:85:LEU:HD12	1.90	0.51
3:PG:87:TYR:HB3	33:PG:201:CYC:HBB3	1.92	0.51
1:BH:211:LYS:HG2	1:BH:211:LYS:O	2.09	0.51
1:BI:240:LEU:HB2	4:a4:64:ASP:H	1.76	0.51
3:ZK:142:SER:OG	3:ZK:143:GLY:N	2.43	0.51
3:PL:12:ASP:OD2	29:QL:108:ARG:NH1	2.44	0.51
6:A1:79:THR:HA	6:A1:177:SER:HB3	1.91	0.51
37:D1:407:PL9:H362	16:L1:32:LEU:HD13	1.92	0.51
9:d1:217:THR:HG21	9:d1:253:TRP:HE1	1.76	0.51
13:i1:1:MET:HE2	13:i1:1:MET:H1	1.76	0.51
32:i2:155:ALA:C	32:i2:158:SER:OG	2.53	0.51
4:a4:74:THR:OG1	4:a4:75:THR:N	2.41	0.51
4:Y4:121:VAL:HG22	33:Y4:201:CYC:HMC3	1.92	0.51
4:p4:33:THR:OG1	4:p4:37:ARG:NH1	2.44	0.51
4:r4:63:SER:OG	4:r4:64:ASP:N	2.42	0.51
3:y4:83:ARG:NH1	2:B4:710:LEU:O	2.42	0.51
4:z4:113:LYS:NZ	4:z4:160:LEU:O	2.44	0.51
1:B5:48:TRP:CZ2	31:f5:16:GLY:HA3	2.46	0.51
31:d5:84:CYS:HA	33:d5:201:CYC:HAC1	1.92	0.51
32:e5:59:LEU:CD2	32:e5:133:LYS:HD2	2.40	0.51
32:g5:59:LEU:CD2	32:g5:133:LYS:HD2	2.40	0.51
32:i5:80:ALA:O	32:i5:84:ARG:HG3	2.10	0.51
33:j6:202:CYC:CGA	33:j6:202:CYC:CMA	2.85	0.51
33:c7:201:CYC:CMA	1:B7:126:ILE:HG23	2.37	0.51
32:e7:59:LEU:CD2	32:e7:133:LYS:HD2	2.40	0.51
32:k7:92:TYR:HA	32:k7:95:TYR:HD2	1.75	0.51
1:B8:13:SER:CB	32:e8:116:THR:HG21	2.41	0.51
32:g8:90:LEU:O	32:g8:94:THR:HG23	2.10	0.51
32:cA:39:ASP:O	32:cA:40:SER:C	2.54	0.51
4:pB:123:ILE:HG23	4:pB:160:LEU:HD12	1.92	0.51
31:fC:31:PHE:CE2	32:gC:38:LEU:HD11	2.46	0.51
31:jC:106:PRO:O	31:jC:110:TYR:CD2	2.55	0.51
8:cD:43:HIS:HD2	36:cD:510:CLA:H3A	1.75	0.51
8:cD:192:ASN:ND2	40:cD:501:LMT:H4'	2.26	0.51
13:iD:31:ASN:HD21	13:iD:34:ARG:C	2.19	0.51
15:kD:10:LEU:HD23	15:kD:10:LEU:C	2.36	0.51
9:dE:217:THR:HG21	9:dE:253:TRP:HE1	1.76	0.51
11:fE:29:THR:HG22	11:fE:33:LEU:CD2	2.25	0.51

Continued on next page...

Continued from previous page...

Atom-1	Atom-2	Interatomic distance (Å)	Clash overlap (Å)
13:iE:31:ASN:HD21	13:iE:34:ARG:C	2.19	0.51
20:rE:11:PRO:HA	20:rE:14:VAL:HG12	1.92	0.51
33:jH:202:CYC:CMD	33:jH:202:CYC:HC	2.24	0.51
33:jH:202:CYC:CMA	33:jH:202:CYC:CBA	2.88	0.51
32:eI:151:GLY:CA	33:eI:202:CYC:CMD	2.85	0.51
31:fI:31:PHE:CE2	32:gI:38:LEU:HD11	2.46	0.51
32:gI:86:MET:SD	33:gI:301:CYC:HBC1	2.51	0.51
32:iI:86:MET:SD	33:iI:202:CYC:HBC1	2.51	0.51
32:gJ:80:ALA:O	32:gJ:84:ARG:HG3	2.10	0.51
4:eK:73:TYR:OH	3:fK:90:ARG:NH2	2.44	0.51
2:BB:172:ARG:NH2	29:QL:74:TYR:OH	2.39	0.51
2:BB:472:ILE:HD12	4:HL:115:THR:CG2	2.41	0.51
2:CB:84:PHE:HD1	2:CB:84:PHE:O	1.94	0.51
2:CB:366:LEU:O	2:CB:421:ASN:ND2	2.43	0.51
3:OB:84:ASP:OD2	33:OB:201:CYC:ND	2.44	0.51
4:YB:106:GLU:OE2	4:YB:107:ARG:NH1	2.44	0.51
6:AD:79:THR:HA	6:AD:177:SER:HB3	1.91	0.51
7:BD:239:SER:HB2	7:BD:469:HIS:HB3	1.92	0.51
9:DD:110:LEU:C	9:DD:110:LEU:CD1	2.84	0.51
7:BE:208:VAL:HA	7:BE:211:ILE:HG22	1.93	0.51
7:BE:385:ARG:HG3	18:OE:195:GLY:HA2	1.91	0.51
7:BE:461:LEU:HD12	36:BE:612:CLA:H102	1.93	0.51
9:DE:55:VAL:HG21	9:DE:105:CYS:HG	1.55	0.51
28:EF:125:LYS:NZ	4:YF:135:GLU:CD	2.63	0.51
4:OG:104:LEU:HD22	4:OG:156:ILE:HD11	1.93	0.51
1:BJ:236:THR:O	4:1G:62:TYR:CE1	2.62	0.51
28:BL:131:ARG:HB3	4:JL:62:TYR:CB	2.38	0.51
4:SL:76:ARG:NH1	3:TL:106:GLU:O	2.44	0.51
6:A1:136:ARG:NH2	13:I1:30:ARG:HD3	2.25	0.51
18:O1:237:GLY:HA2	18:O1:269:ALA:HA	1.93	0.51
6:a1:43:THR:HB	43:i1:101:BCR:H362	1.91	0.51
8:c1:300:GLN:HG3	8:c1:383:MET:HE3	1.92	0.51
27:z1:37:LYS:O	27:z1:40:ILE:CG1	2.57	0.51
31:f2:31:PHE:CE2	32:g2:38:LEU:HD11	2.46	0.51
33:j2:202:CYC:CMD	33:j2:202:CYC:HC	2.24	0.51
1:B2:205:ARG:HB2	3:o4:76:GLU:CB	2.41	0.51
32:i3:86:MET:SD	33:i3:202:CYC:HBC1	2.51	0.51
4:T4:90:ARG:NH1	4:T4:94:TYR:OH	2.43	0.51
4:Y4:106:GLU:OE2	4:Y4:107:ARG:NH1	2.44	0.51
3:y4:32:SER:OG	3:y4:35:ARG:NH1	2.43	0.51
2:B4:256:SER:OG	2:B4:259:GLN:HB3	2.10	0.51

Continued on next page...

Continued from previous page...

Atom-1	Atom-2	Interatomic distance (Å)	Clash overlap (Å)
2:B4:912:ASP:N	2:B4:912:ASP:OD1	2.43	0.51
2:C4:368:SER:OG	2:C4:371:GLU:HB2	2.11	0.51
1:B5:13:SER:CB	32:e5:116:THR:HG21	2.41	0.51
32:i5:150:PRO:O	32:i5:150:PRO:CD	2.59	0.51
33:j5:202:CYC:CBC	32:k5:153:CYS:CB	2.83	0.51
32:c6:112:GLY:CA	1:B6:104:TYR:CE2	2.83	0.51
32:e6:116:THR:HG21	1:B6:13:SER:CB	2.41	0.51
31:f7:113:ALA:CA	1:B7:23:VAL:HG23	2.41	0.51
31:f9:31:PHE:CE2	32:g9:38:LEU:HD11	2.46	0.51
32:kA:86:MET:SD	33:kA:201:CYC:HBC1	2.51	0.51
32:eC:90:LEU:O	32:eC:94:THR:HG23	2.10	0.51
32:iC:80:ALA:O	32:iC:84:ARG:HG3	2.10	0.51
31:lC:84:CYS:HA	33:lC:201:CYC:HAC1	1.92	0.51
6:aD:43:THR:HB	43:iD:102:BCR:H362	1.91	0.51
7:bD:95:GLY:H	7:bD:98:ALA:H	1.59	0.51
7:bD:391:SER:HB3	7:bD:394:GLN:HE21	1.76	0.51
8:cD:281:ASN:ND2	8:cD:295:GLU:OE1	2.41	0.51
40:dD:404:LMT:H81	38:hD:103:SQD:H262	1.92	0.51
19:qD:58:GLU:O	19:qD:62:TYR:N	2.44	0.51
43:cE:515:BCR:C33	13:iE:20:ILE:HD11	2.36	0.51
33:cH:202:CYC:NB	33:cH:202:CYC:CMA	2.73	0.51
31:jH:84:CYS:HA	33:jH:201:CYC:HAC1	1.92	0.51
33:cI:202:CYC:CMD	33:cI:202:CYC:HC	2.24	0.51
31:hI:84:CYS:HA	33:hI:201:CYC:HAC1	1.92	0.51
32:eJ:90:LEU:O	32:eJ:94:THR:HG23	2.10	0.51
33:eJ:202:CYC:CGA	33:eJ:202:CYC:CMA	2.85	0.51
31:jJ:84:CYS:HA	33:jJ:201:CYC:HAC1	1.92	0.51
4:hK:77:ARG:HG2	33:hK:201:CYC:HAD1	1.91	0.51
1:BA:224:MET:C	1:BA:224:MET:SD	2.94	0.51
2:BB:174:THR:HA	2:BB:186:ILE:HD11	1.93	0.51
6:AD:58:VAL:HG21	6:AD:83:VAL:HB	1.93	0.51
7:BD:461:LEU:HD12	36:BD:612:CLA:H102	1.93	0.51
8:CD:133:PHE:CZ	8:CD:150:TYR:CE2	2.99	0.51
8:CD:173:TYR:HA	8:CD:183:VAL:HA	1.92	0.51
8:CD:183:VAL:O	19:QD:106:ARG:NH2	2.44	0.51
18:OD:226:GLY:HA2	18:OD:242:ILE:HA	1.92	0.51
19:QD:58:GLU:O	19:QD:62:TYR:N	2.44	0.51
8:CE:183:VAL:O	19:QE:106:ARG:NH2	2.44	0.51
9:DE:91:PHE:CD1	9:DE:93:TRP:CH2	2.98	0.51
3:JF:65:VAL:CB	33:JF:201:CYC:OC	2.58	0.51
3:IG:149:ALA:O	3:IG:153:PHE:HD2	1.92	0.51

Continued on next page...

Continued from previous page...

Atom-1	Atom-2	Interatomic distance (Å)	Clash overlap (Å)
4:SG:76:ARG:NH1	3:TG:106:GLU:O	2.44	0.51
4:UG:87:TYR:HB3	33:2G:201:CYC:HBB3	1.93	0.51
1:BH:13:SER:CB	32:eH:116:THR:HG21	2.41	0.51
1:BJ:13:SER:CB	32:eJ:116:THR:HG21	2.41	0.51
1:BJ:211:LYS:HG2	1:BJ:211:LYS:O	2.09	0.51
3:XK:90:ARG:NH1	4:YK:16:GLY:O	2.44	0.51
3:AL:115:MET:HE3	4:7L:75:THR:HG23	1.93	0.51
28:BL:131:ARG:CG	28:BL:131:ARG:NH2	2.71	0.51
7:B1:174:LEU:HD23	7:B1:308:LYS:HD2	1.93	0.51
6:a1:261:GLN:CD	7:b1:492:TRP:HE1	2.17	0.51
7:b1:385:ARG:HG3	18:o1:195:GLY:HA2	1.93	0.51
7:b1:391:SER:HB3	7:b1:394:GLN:HE21	1.76	0.51
36:c1:512:CLA:H93	43:c1:519:BCR:H272	1.93	0.51
15:k1:10:LEU:HD23	15:k1:10:LEU:C	2.36	0.51
24:v1:77:VAL:HG11	47:v1:201:HEM:HAD2	1.91	0.51
32:i2:86:MET:SD	33:i2:202:CYC:HBC1	2.51	0.51
32:c3:116:THR:CG2	1:B3:104:TYR:CE1	2.94	0.51
32:g3:87:GLU:O	32:g3:91:ARG:HG3	2.11	0.51
33:g3:201:CYC:CGA	33:g3:201:CYC:CMA	2.85	0.51
5:b4:62:THR:OG1	4:W4:10:ASN:ND2	2.43	0.51
4:Y4:108:VAL:HG23	33:Y4:201:CYC:HAB1	1.93	0.51
33:Y4:201:CYC:HB	33:Y4:201:CYC:HMA3	1.76	0.51
32:g5:80:ALA:O	32:g5:84:ARG:HG3	2.10	0.51
32:g5:86:MET:SD	33:g5:202:CYC:HBC1	2.51	0.51
31:l5:91:TYR:CE2	31:l5:129:TYR:HD1	2.25	0.51
31:b6:95:VAL:HG21	31:b6:154:LEU:HD21	1.93	0.51
32:c6:151:GLY:HA3	33:c6:202:CYC:HMD1	1.87	0.51
32:k6:86:MET:SD	33:k6:201:CYC:HBC1	2.51	0.51
1:B6:234:THR:HG23	1:B6:234:THR:O	2.11	0.51
33:e7:202:CYC:CMD	33:e7:202:CYC:HC	2.24	0.51
33:i7:201:CYC:CMD	33:i7:201:CYC:HC	2.24	0.51
1:B7:209:GLN:NE2	1:B7:209:GLN:N	2.59	0.51
1:B8:211:LYS:NZ	1:B8:211:LYS:CB	2.72	0.51
32:c8:39:ASP:O	32:c8:40:SER:C	2.54	0.51
31:b9:95:VAL:HG21	31:b9:154:LEU:HD21	1.93	0.51
33:c9:202:CYC:CMD	33:c9:202:CYC:HC	2.24	0.51
31:f9:16:GLY:HA3	1:B9:48:TRP:CZ2	2.46	0.51
32:k9:86:MET:SD	33:k9:201:CYC:HBC1	2.51	0.51
31:bA:95:VAL:HG21	31:bA:154:LEU:HD21	1.93	0.51
31:fA:31:PHE:CE2	32:gA:38:LEU:HD11	2.46	0.51
4:aB:54:GLU:HA	4:aB:57:ALA:CB	2.40	0.51

Continued on next page...

Continued from previous page...

Atom-1	Atom-2	Interatomic distance (Å)	Clash overlap (Å)
3:oB:128:GLU:HG2	3:oB:131:ARG:HH21	1.76	0.51
32:gC:86:MET:SD	33:gC:301:CYC:HBC1	2.51	0.51
32:iC:59:LEU:CD2	32:iC:133:LYS:HD2	2.40	0.51
32:iC:86:MET:SD	33:iC:202:CYC:HBC1	2.51	0.51
36:cD:512:CLA:H93	43:cD:519:BCR:H272	1.93	0.51
9:dD:105:CYS:SG	9:dD:106:GLN:N	2.84	0.51
11:fD:10:ILE:HD12	11:fD:10:ILE:H	1.74	0.51
11:fD:36:ILE:CG2	14:jD:27:PHE:CZ	2.84	0.51
23:uD:128:THR:OG1	23:uD:129:GLY:N	2.42	0.51
7:bE:208:VAL:HA	7:bE:211:ILE:HG22	1.93	0.51
10:eE:60:ARG:HD3	10:eE:64:PRO:HG3	1.92	0.51
15:kE:10:LEU:HD23	15:kE:10:LEU:C	2.36	0.51
4:7G:104:LEU:HD22	4:7G:156:ILE:HD11	1.93	0.51
31:lH:106:PRO:O	31:lH:110:TYR:CD2	2.54	0.51
32:gI:87:GLU:O	32:gI:91:ARG:HG3	2.11	0.51
32:iI:40:SER:HB2	32:iI:142:VAL:HG11	1.93	0.51
2:BB:299:GLN:NE2	2:BB:360:HIS:O	2.44	0.51
1:BC:104:TYR:CE1	32:cC:116:THR:CG2	2.94	0.51
7:BD:239:SER:HB2	7:BD:469:HIS:CB	2.41	0.51
9:DD:55:VAL:HG21	9:DD:105:CYS:HG	1.55	0.51
9:DE:90:LEU:HD12	9:DE:96:GLU:HB2	1.93	0.51
20:RE:11:PRO:HA	20:RE:14:VAL:HG12	1.92	0.51
24:VE:160:TYR:N	24:VE:160:TYR:CD1	2.76	0.51
28:EF:129:ASN:ND2	28:EF:129:ASN:H	2.07	0.51
3:JF:65:VAL:HG21	33:JF:201:CYC:H2C	1.92	0.51
3:AG:19:SER:CB	3:IG:101:VAL:CG2	2.75	0.51
3:AG:115:MET:HE3	4:7G:75:THR:HG23	1.93	0.51
4:MG:127:VAL:HG13	4:MG:157:CYS:HB2	1.93	0.51
4:WG:65:ILE:HG22	4:WG:72:MET:HB2	1.92	0.51
3:JK:65:VAL:HG21	33:JK:201:CYC:H2C	1.92	0.51
6:A1:63:ILE:HD11	6:A1:336:VAL:HG23	1.92	0.51
7:B1:73:GLN:OE1	7:B1:84:VAL:HG12	2.03	0.51
7:B1:239:SER:HB2	7:B1:469:HIS:HB3	1.92	0.51
8:C1:313:ALA:HB2	23:U1:126:LEU:CD2	2.41	0.51
7:b1:193:PHE:O	12:h1:64:ASN:ND2	2.44	0.51
13:i1:31:ASN:HD21	13:i1:34:ARG:C	2.19	0.51
19:q1:58:GLU:O	19:q1:62:TYR:N	2.44	0.51
31:b2:95:VAL:HG21	31:b2:154:LEU:HD21	1.93	0.51
31:f2:16:GLY:HA3	1:B2:48:TRP:CZ2	2.46	0.51
32:g2:80:ALA:O	32:g2:84:ARG:HG3	2.10	0.51
33:i2:201:CYC:CGA	33:i2:201:CYC:CMA	2.85	0.51

Continued on next page...

Continued from previous page...

Atom-1	Atom-2	Interatomic distance (Å)	Clash overlap (Å)
33:j2:202:CYC:CMA	33:j2:202:CYC:CBA	2.88	0.51
31:l2:78:GLN:HE21	31:jH:62:LYS:HG2	1.75	0.51
31:b3:95:VAL:HG21	31:b3:154:LEU:HD21	1.93	0.51
32:c3:39:ASP:O	32:c3:40:SER:C	2.54	0.51
33:c3:202:CYC:NB	33:c3:202:CYC:CMA	2.73	0.51
33:e3:202:CYC:CMD	33:e3:202:CYC:HC	2.24	0.51
33:g3:202:CYC:CGD	1:B3:183:ARG:HH21	2.14	0.51
33:i3:201:CYC:CBD	33:i3:201:CYC:CHA	2.86	0.51
31:j3:56:ALA:HB2	31:j3:88:ILE:CD1	2.41	0.51
31:j3:84:CYS:HA	33:j3:201:CYC:HAC1	1.92	0.51
32:m3:153:CYS:SG	33:m3:201:CYC:C4C	2.98	0.51
4:a4:62:TYR:CE1	33:V4:201:CYC:CBA	2.74	0.51
2:C4:13:ARG:NH1	2:C4:13:ARG:CB	2.73	0.51
2:C4:171:LEU:HD22	2:C4:235:PHE:HZ	1.75	0.51
2:C4:287:SER:OG	3:kF:106:GLU:HG2	2.11	0.51
31:h5:95:VAL:HG21	31:h5:154:LEU:HD21	1.93	0.51
32:k5:86:MET:SD	33:k5:201:CYC:HBC1	2.51	0.51
32:g6:151:GLY:HA3	33:g6:201:CYC:HMD3	1.76	0.51
33:i6:201:CYC:CMD	33:i6:201:CYC:HC	2.24	0.51
33:j6:202:CYC:CMA	33:j6:202:CYC:CBA	2.88	0.51
33:m6:201:CYC:CMD	33:m6:201:CYC:HC	2.24	0.51
33:c7:202:CYC:CMD	33:c7:202:CYC:HC	2.24	0.51
32:g8:86:MET:SD	33:g8:202:CYC:HBC1	2.51	0.51
33:g9:202:CYC:O1D	1:B9:183:ARG:NH2	2.43	0.51
33:mA:201:CYC:CMD	33:mA:201:CYC:HC	2.24	0.51
4:aB:3:ASP:HA	4:aB:98:ALA:HB1	1.93	0.51
4:zB:113:LYS:NZ	4:zB:160:LEU:O	2.44	0.51
7:bD:193:PHE:O	12:hD:64:ASN:ND2	2.44	0.51
8:cD:163:VAL:HG12	8:cD:221:ILE:HG23	1.92	0.51
17:mD:32:ARG:NH1	17:mD:32:ARG:CG	2.73	0.51
8:cE:436:ARG:NH1	13:iE:27:ASP:O	2.44	0.51
9:dE:105:CYS:SG	9:dE:106:GLN:N	2.84	0.51
19:qE:58:GLU:O	19:qE:62:TYR:N	2.44	0.51
33:gH:201:CYC:CMD	33:gH:201:CYC:HC	2.24	0.51
31:lH:24:ILE:CG2	33:mH:201:CYC:HBB2	2.36	0.51
4:5L:154:ASP:N	4:5L:154:ASP:OD1	2.44	0.51
1:BA:13:SER:CB	32:eA:116:THR:HG21	2.41	0.50
1:BA:220:ASN:HB2	1:BA:222:LEU:HD23	1.92	0.50
2:BB:194:ARG:NH1	2:BB:243:GLU:O	2.44	0.50
2:BB:549:VAL:HG21	3:4L:107:ILE:CD1	2.24	0.50
4:YB:121:VAL:HG22	33:YB:201:CYC:HMC3	1.92	0.50

Continued on next page...

Continued from previous page...

Atom-1	Atom-2	Interatomic distance (Å)	Clash overlap (Å)
6:AD:63:ILE:HD11	6:AD:336:VAL:HG23	1.92	0.50
8:CD:407:VAL:HG22	8:CD:407:VAL:O	2.11	0.50
18:OD:118:ASP:N	18:OD:118:ASP:OD1	2.43	0.50
18:OD:168:THR:CB	18:oE:166:THR:O	2.59	0.50
9:DE:80:THR:O	9:DE:108:GLY:HA2	2.11	0.50
9:DE:217:THR:HG21	9:DE:253:TRP:HE1	1.76	0.50
9:DE:335:PRO:HB2	10:EE:65:ILE:HD12	1.91	0.50
3:XF:90:ARG:NH1	4:YF:16:GLY:O	2.44	0.50
3:AG:71:ASN:ND2	3:AG:119:LEU:O	2.43	0.50
28:BG:120:ASP:N	28:BG:120:ASP:OD1	2.44	0.50
4:LG:127:VAL:HG13	4:LG:157:CYS:HB2	1.93	0.50
29:QG:64:PRO:C	29:QG:66:LEU:N	2.69	0.50
4:WG:106:GLU:O	4:WG:110:ASN:ND2	2.44	0.50
28:EK:147:MET:C	28:EK:147:MET:SD	2.94	0.50
28:BL:147:MET:C	28:BL:147:MET:SD	2.94	0.50
3:PL:87:TYR:HB3	33:PL:201:CYC:HBB3	1.92	0.50
8:C1:183:VAL:O	19:Q1:106:ARG:NH2	2.44	0.50
33:g2:201:CYC:CMD	33:g2:201:CYC:HC	2.24	0.50
33:j2:202:CYC:NB	33:j2:202:CYC:CMA	2.72	0.50
32:k2:86:MET:SD	33:k2:201:CYC:HBC1	2.51	0.50
32:k2:89:ILE:O	32:k2:93:VAL:HG23	2.11	0.50
31:l2:106:PRO:O	31:l2:110:TYR:CD2	2.54	0.50
31:d3:148:VAL:CG1	33:m3:201:CYC:CMB	2.83	0.50
32:g3:121:GLY:N	1:B3:189:ARG:HD2	2.25	0.50
33:j3:202:CYC:CMD	33:j3:202:CYC:HC	2.24	0.50
33:j3:202:CYC:HMD1	32:k3:151:GLY:CA	2.41	0.50
31:l3:95:VAL:HG21	31:l3:154:LEU:HD21	1.93	0.50
1:B3:220:ASN:HB2	1:B3:222:LEU:HD23	1.92	0.50
3:u4:113:ARG:NH2	3:u4:159:ALA:O	2.44	0.50
3:o4:91:LEU:HA	3:o4:94:TYR:HB2	1.91	0.50
2:B4:125:PHE:O	2:B4:126:ASP:CB	2.59	0.50
2:B4:194:ARG:NH1	2:B4:243:GLU:O	2.44	0.50
2:C4:620:GLU:OE2	2:C4:624:ARG:NH2	2.43	0.50
3:O4:90:ARG:HH21	4:P4:19:LEU:H	1.57	0.50
1:B5:230:ARG:HD3	1:B5:233:ASN:CB	2.35	0.50
31:b5:64:PRO:CD	31:b5:65:TYR:H	2.19	0.50
31:f5:126:PRO:CD	31:f5:127:SER:H	2.13	0.50
32:i5:40:SER:HB2	32:i5:142:VAL:HG11	1.94	0.50
33:g6:201:CYC:CMD	33:g6:201:CYC:HC	2.24	0.50
33:g7:202:CYC:O2A	1:B7:58:HIS:CG	2.64	0.50
31:h7:84:CYS:HA	33:h7:201:CYC:HAC1	1.92	0.50

Continued on next page...

Continued from previous page...

Atom-1	Atom-2	Interatomic distance (Å)	Clash overlap (Å)
32:i7:89:ILE:O	32:i7:93:VAL:HG23	2.12	0.50
33:i7:201:CYC:NB	33:i7:201:CYC:CMA	2.72	0.50
31:j7:56:ALA:HB2	31:j7:88:ILE:CD1	2.41	0.50
1:B7:205:ARG:O	1:B7:207:VAL:N	2.44	0.50
1:B8:2:VAL:HG23	31:d8:116:ASP:CB	2.42	0.50
31:b8:52:ILE:HG12	31:b8:92:LEU:CD1	2.27	0.50
33:c9:202:CYC:CGA	33:c9:202:CYC:CMA	2.85	0.50
31:d9:95:VAL:HG21	31:d9:154:LEU:HD21	1.93	0.50
32:i9:150:PRO:O	32:i9:150:PRO:CD	2.59	0.50
1:B9:232:ALA:O	1:B9:233:ASN:C	2.54	0.50
31:jA:84:CYS:HA	33:jA:201:CYC:HAC1	1.92	0.50
33:jA:202:CYC:NB	33:jA:202:CYC:CMA	2.72	0.50
32:gC:87:GLU:O	32:gC:91:ARG:HG3	2.11	0.50
33:jC:202:CYC:NB	33:jC:202:CYC:CMA	2.72	0.50
31:lC:56:ALA:HB2	31:lC:88:ILE:CD1	2.41	0.50
7:bE:391:SER:HB3	7:bE:394:GLN:HE21	1.76	0.50
8:cE:43:HIS:HD2	36:cE:510:CLA:H3A	1.76	0.50
8:cE:251:PHE:C	8:cE:252:ILE:O	2.54	0.50
36:cE:512:CLA:H93	43:cE:519:BCR:H272	1.93	0.50
9:dE:98:GLN:CG	10:eE:73:LYS:CE	2.87	0.50
3:fF:24:ASP:N	3:fF:24:ASP:OD1	2.42	0.50
32:gH:87:GLU:O	32:gH:91:ARG:HG3	2.11	0.50
32:iH:40:SER:HB2	32:iH:142:VAL:HG11	1.94	0.50
32:eI:59:LEU:CD2	32:eI:133:LYS:HD2	2.40	0.50
33:eJ:202:CYC:CMD	33:eJ:202:CYC:HC	2.24	0.50
31:hJ:56:ALA:HB2	31:hJ:88:ILE:CD1	2.41	0.50
31:jJ:56:ALA:HB2	31:jJ:88:ILE:CD1	2.41	0.50
31:lJ:56:ALA:HB2	31:lJ:88:ILE:CD1	2.42	0.50
2:BB:84:PHE:HD1	2:BB:164:LEU:CD2	2.18	0.50
2:BB:368:SER:OG	2:BB:371:GLU:HB2	2.11	0.50
2:CB:620:GLU:OE2	2:CB:624:ARG:NH2	2.43	0.50
2:CB:629:ARG:NH2	2:CB:661:GLU:OE1	2.43	0.50
1:BC:236:THR:CG2	32:cI:166:ARG:HG2	2.40	0.50
7:BD:174:LEU:HD23	7:BD:308:LYS:HD2	1.93	0.50
9:DD:217:THR:HG21	9:DD:253:TRP:HE1	1.76	0.50
15:KD:10:LEU:HD12	15:KD:11:PRO:HG3	1.92	0.50
6:AE:63:ILE:HD11	6:AE:336:VAL:HG23	1.92	0.50
8:CE:313:ALA:HB2	23:UE:126:LEU:CD2	2.41	0.50
9:DE:65:SER:O	9:DE:65:SER:OG	2.30	0.50
24:VE:124:ASP:N	24:VE:124:ASP:OD1	2.42	0.50
27:ZE:37:LYS:HB3	27:ZE:38:PRO:HD3	1.93	0.50

Continued on next page...

Continued from previous page...

Atom-1	Atom-2	Interatomic distance (Å)	Clash overlap (Å)
28:BG:130:ARG:HA	4:JG:57:ALA:O	2.10	0.50
3:IG:27:LYS:HG2	4:JG:38:VAL:HG11	1.93	0.50
28:EK:137:MET:CE	3:ZK:83:ARG:NH1	2.73	0.50
3:AL:2:SER:N	3:AL:102:THR:OG1	2.40	0.50
3:IL:50:ILE:CG2	3:IL:133:MET:CE	2.89	0.50
4:OL:104:LEU:HD22	4:OL:156:ILE:HD11	1.93	0.50
7:B1:461:LEU:HD12	36:B1:612:CLA:H102	1.93	0.50
8:C1:14:ASP:CG	8:C1:17:SER:H	2.12	0.50
8:C1:59:VAL:CB	15:K1:10:LEU:CD2	2.84	0.50
9:D1:110:LEU:C	9:D1:110:LEU:CD1	2.84	0.50
6:a1:136:ARG:O	13:i1:32:PRO:CG	2.28	0.50
9:d1:105:CYS:SG	9:d1:106:GLN:N	2.84	0.50
33:c2:202:CYC:CMD	33:c2:202:CYC:HC	2.24	0.50
31:l2:56:ALA:HB2	31:l2:88:ILE:CD1	2.42	0.50
31:l2:95:VAL:HG21	31:l2:154:LEU:HD21	1.93	0.50
32:m2:90:LEU:O	32:m2:94:THR:HG23	2.10	0.50
31:d3:84:CYS:HA	33:d3:201:CYC:HAC1	1.92	0.50
31:f3:31:PHE:CE2	32:g3:38:LEU:HD11	2.46	0.50
33:i3:201:CYC:CMD	33:i3:201:CYC:HC	2.24	0.50
32:m3:90:LEU:O	32:m3:94:THR:HG23	2.10	0.50
4:a4:3:ASP:HA	4:a4:98:ALA:HB1	1.93	0.50
5:b4:64:THR:O	4:W4:10:ASN:ND2	2.44	0.50
4:W4:83:ARG:NH2	33:W4:201:CYC:O2A	2.43	0.50
3:X4:64:ASP:N	3:X4:64:ASP:OD1	2.42	0.50
3:s4:83:ARG:NH1	33:s4:201:CYC:O2A	2.43	0.50
4:v4:91:TYR:CB	4:v4:104:LEU:HD21	2.39	0.50
3:w4:54:ALA:O	3:w4:58:LEU:N	2.44	0.50
2:B4:828:ARG:NH1	2:B4:829:ALA:O	2.42	0.50
2:C4:70:ARG:NH1	27:zE:35:GLN:HE21	2.06	0.50
33:c5:202:CYC:CMD	33:c5:202:CYC:HC	2.24	0.50
33:g5:201:CYC:CMD	33:g5:201:CYC:HC	2.24	0.50
32:k5:89:ILE:O	32:k5:93:VAL:HG23	2.12	0.50
31:d6:95:VAL:HG21	31:d6:154:LEU:HD21	1.93	0.50
32:i6:86:MET:SD	33:i6:202:CYC:HBC1	2.51	0.50
31:b7:56:ALA:HB2	31:b7:88:ILE:CD1	2.42	0.50
31:b7:95:VAL:HG21	31:b7:154:LEU:HD21	1.93	0.50
32:k7:89:ILE:O	32:k7:93:VAL:HG23	2.12	0.50
31:d8:64:PRO:CD	31:d8:65:TYR:H	2.19	0.50
32:i8:155:ALA:C	32:i8:158:SER:OG	2.53	0.50
33:m8:201:CYC:CMD	33:m8:201:CYC:HC	2.24	0.50
32:i9:155:ALA:C	32:i9:158:SER:OG	2.53	0.50

Continued on next page...

Continued from previous page...

Atom-1	Atom-2	Interatomic distance (Å)	Clash overlap (Å)
33:i9:201:CYC:CMD	33:i9:201:CYC:HC	2.24	0.50
31:j9:56:ALA:HB2	31:j9:88:ILE:CD1	2.41	0.50
31:j9:95:VAL:HG21	31:j9:154:LEU:HD21	1.94	0.50
32:iA:86:MET:SD	33:iA:202:CYC:HBC1	2.51	0.50
33:iA:201:CYC:CMD	33:iA:201:CYC:HC	2.24	0.50
32:kA:89:ILE:O	32:kA:93:VAL:HG23	2.12	0.50
3:uB:64:ASP:N	3:uB:64:ASP:OD1	2.44	0.50
33:cC:202:CYC:NB	33:cC:202:CYC:CMA	2.73	0.50
31:hC:56:ALA:HB2	31:hC:88:ILE:CD1	2.42	0.50
6:aD:32:TRP:CZ2	13:iD:22:GLY:HA3	2.47	0.50
27:zD:33:TRP:CD1	27:zD:33:TRP:C	2.86	0.50
6:aE:43:THR:HB	43:iE:102:BCR:H362	1.91	0.50
8:cE:266:LEU:HA	8:cE:269:MET:HB2	1.93	0.50
29:gF:152:TYR:H	29:gF:152:TYR:HD1	1.56	0.50
3:4G:90:ARG:HH21	4:5G:13:ASP:HA	1.75	0.50
3:6G:82:LEU:O	3:6G:85:LEU:N	2.44	0.50
33:cH:202:CYC:CMD	33:cH:202:CYC:HC	2.24	0.50
33:eH:202:CYC:CMD	33:eH:202:CYC:HC	2.24	0.50
31:hH:56:ALA:HB2	31:hH:88:ILE:CD1	2.42	0.50
31:bI:84:CYS:HA	33:bI:201:CYC:HAC1	1.92	0.50
33:eI:202:CYC:CMD	33:eI:202:CYC:HC	2.24	0.50
32:cJ:89:ILE:O	32:cJ:93:VAL:HG23	2.12	0.50
32:iJ:86:MET:SD	33:iJ:202:CYC:HBC1	2.51	0.50
33:mJ:201:CYC:CGA	33:mJ:201:CYC:CMA	2.85	0.50
3:fK:77:MET:HA	3:fK:80:THR:HG22	1.92	0.50
4:nK:11:SER:O	4:nK:15:GLN:NE2	2.44	0.50
1:BA:104:TYR:CE1	32:cA:116:THR:CG2	2.94	0.50
4:TB:76:ARG:NH2	5:UB:63:ASN:O	2.44	0.50
4:WB:71:ASN:OD1	4:WB:77:ARG:NH2	2.45	0.50
1:BC:13:SER:CB	32:eC:116:THR:HG21	2.41	0.50
1:BC:189:ARG:HD2	32:gC:121:GLY:N	2.25	0.50
8:CD:60:SER:HA	15:KD:9:LYS:N	2.27	0.50
9:DD:65:SER:O	9:DD:65:SER:OG	2.30	0.50
9:DD:80:THR:O	9:DD:108:GLY:HA2	2.11	0.50
21:SD:43:UNK:CB	8:cD:454:LEU:CD1	2.89	0.50
27:ZD:35:GLN:O	27:ZD:39:LEU:CD1	2.59	0.50
27:ZD:37:LYS:HB3	27:ZD:38:PRO:HD3	1.93	0.50
7:BE:73:GLN:OE1	7:BE:84:VAL:HG12	2.03	0.50
7:BE:174:LEU:HD23	7:BE:308:LYS:HD2	1.93	0.50
12:HE:50:ASN:ND2	44:HE:102:DGD:O1B	2.45	0.50
3:JF:107:ILE:HG12	2:C4:549:VAL:HG22	1.92	0.50

Continued on next page...

Continued from previous page...

Atom-1	Atom-2	Interatomic distance (Å)	Clash overlap (Å)
4:MF:131:GLN:NE2	4:MF:157:CYS:SG	2.83	0.50
3:IG:63:PRO:HB2	1:BJ:220:ASN:HD22	1.74	0.50
3:NG:90:ARG:HH22	4:OG:13:ASP:HA	1.77	0.50
1:BJ:2:VAL:HG23	31:dJ:116:ASP:CB	2.42	0.50
28:EK:140:PHE:HE1	3:ZK:86:ASP:HB2	1.76	0.50
3:IL:2:SER:OG	4:JL:3:ASP:OD2	2.29	0.50
4:WL:1:MET:N	4:WL:106:GLU:OE1	2.41	0.50
6:A1:58:VAL:HG21	6:A1:83:VAL:HB	1.93	0.50
27:Z1:35:GLN:O	27:Z1:39:LEU:CD1	2.59	0.50
6:a1:32:TRP:CZ2	13:i1:22:GLY:HA3	2.47	0.50
9:d1:110:LEU:N	9:d1:110:LEU:CD2	2.73	0.50
18:o1:226:GLY:HA2	18:o1:242:ILE:HA	1.92	0.50
23:u1:81:ALA:HB2	23:u1:92:ILE:HD13	1.93	0.50
31:h2:56:ALA:HB2	31:h2:88:ILE:CD1	2.42	0.50
1:B3:220:ASN:ND2	1:B3:220:ASN:N	2.60	0.50
4:T4:64:ASP:HA	4:T4:67:ARG:HB2	1.91	0.50
4:W4:109:LEU:HD21	4:W4:156:ILE:HG23	1.94	0.50
2:B4:84:PHE:CD1	2:B4:164:LEU:CD2	2.94	0.50
2:C4:299:GLN:NE2	2:C4:360:HIS:O	2.44	0.50
3:Q4:90:ARG:HH21	4:R4:13:ASP:HA	1.75	0.50
31:b5:106:PRO:CD	31:b5:107:MET:H	2.08	0.50
31:f5:31:PHE:CE2	32:g5:38:LEU:HD11	2.46	0.50
33:j5:202:CYC:CMD	33:j5:202:CYC:HC	2.24	0.50
32:i6:40:SER:HB2	32:i6:142:VAL:HG11	1.94	0.50
31:l6:95:VAL:HG21	31:l6:154:LEU:HD21	1.93	0.50
33:j7:202:CYC:CMD	33:j7:202:CYC:HC	2.24	0.50
31:l7:24:ILE:CG2	33:m7:201:CYC:HBB2	2.36	0.50
1:B7:224:MET:C	1:B7:224:MET:SD	2.94	0.50
31:b8:56:ALA:HB2	31:b8:88:ILE:CD1	2.42	0.50
31:h8:95:VAL:HG21	31:h8:154:LEU:HD21	1.93	0.50
33:e9:202:CYC:CMD	33:e9:202:CYC:HC	2.24	0.50
33:m9:201:CYC:CMD	33:m9:201:CYC:HC	2.24	0.50
33:cA:202:CYC:CMD	33:cA:202:CYC:HC	2.24	0.50
32:gA:86:MET:SD	33:gA:301:CYC:HBC1	2.51	0.50
33:gA:302:CYC:CMD	33:gA:302:CYC:HC	2.24	0.50
31:lA:95:VAL:HG21	31:lA:154:LEU:HD21	1.93	0.50
31:fC:56:ALA:HB2	31:fC:88:ILE:CD1	2.41	0.50
40:dE:404:LMT:H81	38:hE:103:SQD:H262	1.92	0.50
10:eE:67:THR:OG1	10:eE:75:GLN:OE1	2.28	0.50
4:eF:63:SER:OG	4:eF:64:ASP:N	2.44	0.50
5:2G:39:GLU:OE2	5:2G:42:ARG:NH2	2.44	0.50

Continued on next page...

Continued from previous page...

Atom-1	Atom-2	Interatomic distance (Å)	Clash overlap (Å)
31:fH:95:VAL:HG21	31:fH:154:LEU:HD21	1.94	0.50
32:iH:151:GLY:CA	33:iH:201:CYC:HMD2	2.40	0.50
33:iH:201:CYC:CMD	33:iH:201:CYC:HC	2.24	0.50
31:fI:56:ALA:HB2	31:fI:88:ILE:CD1	2.42	0.50
31:hJ:52:ILE:HG12	31:hJ:92:LEU:CD1	2.28	0.50
31:jJ:64:PRO:CD	31:jJ:65:TYR:H	2.19	0.50
4:aK:63:SER:OG	4:aK:64:ASP:N	2.42	0.50
3:fK:151:ALA:CB	30:mK:20:THR:HG21	2.42	0.50
4:lK:56:VAL:HG22	4:lK:60:LEU:HD12	1.91	0.50
5:2L:39:GLU:OE2	5:2L:42:ARG:NH2	2.44	0.50
4:5L:113:LYS:O	4:5L:117:ASN:ND2	2.45	0.50
2:BB:114:ILE:O	2:BB:114:ILE:HG23	2.12	0.50
2:BB:117:VAL:CG2	12:HD:18:TYR:CE2	2.88	0.50
2:BB:735:ARG:HG2	2:BB:735:ARG:O	2.11	0.50
2:CB:287:SER:OG	3:kK:106:GLU:HG2	2.11	0.50
2:CB:551:PHE:HD2	4:KK:1:MET:C	2.16	0.50
2:CB:775:LYS:NZ	2:CB:775:LYS:CB	2.73	0.50
2:CB:911:ASN:ND2	4:pB:73:TYR:OH	2.45	0.50
4:PB:34:GLY:HA2	4:PB:37:ARG:HD2	1.93	0.50
5:UB:41:GLN:O	5:UB:45:LYS:NZ	2.45	0.50
3:VB:43:MET:O	3:VB:90:ARG:NH2	2.42	0.50
4:WB:58:LYS:HD3	4:WB:132:ALA:HB1	1.92	0.50
7:BD:208:VAL:HA	7:BD:211:ILE:HG22	1.93	0.50
45:DD:401:PHO:CHB	36:DD:406:CLA:H101	2.41	0.50
20:RD:11:PRO:HA	20:RD:14:VAL:HG12	1.93	0.50
7:BE:239:SER:HB2	7:BE:469:HIS:CB	2.41	0.50
8:CE:60:SER:HA	15:KE:9:LYS:N	2.27	0.50
21:SE:43:UNK:CB	8:cE:454:LEU:CD1	2.89	0.50
28:BG:144:ALA:C	3:KG:75:GLU:OE1	2.50	0.50
4:HG:115:THR:CG2	2:B4:472:ILE:CD1	2.89	0.50
3:PG:12:ASP:OD2	29:QG:108:ARG:NH1	2.44	0.50
1:BH:2:VAL:HG23	31:dH:116:ASP:CB	2.42	0.50
1:BI:234:THR:HG23	1:BI:234:THR:O	2.11	0.50
3:IL:70:GLY:C	3:IL:73:TYR:CD2	2.84	0.50
8:C1:79:LEU:HD11	8:C1:101:VAL:HG21	1.92	0.50
8:C1:133:PHE:CZ	8:C1:150:TYR:CE2	2.99	0.50
8:C1:173:TYR:HA	8:C1:183:VAL:HA	1.92	0.50
12:H1:50:ASN:ND2	44:H1:102:DGD:O1B	2.45	0.50
7:b1:95:GLY:H	7:b1:98:ALA:H	1.59	0.50
8:c1:454:LEU:CD1	21:S1:43:UNK:CB	2.89	0.50
9:d1:96:GLU:C	9:d1:96:GLU:CD	2.80	0.50

Continued on next page...

Continued from previous page...

Atom-1	Atom-2	Interatomic distance (Å)	Clash overlap (Å)
32:g3:86:MET:SD	33:g3:202:CYC:HBC1	2.51	0.50
31:h3:52:ILE:HG13	31:h3:92:LEU:HD12	1.83	0.50
32:k3:92:TYR:HA	32:k3:95:TYR:HD2	1.75	0.50
4:a4:52:VAL:HA	4:a4:55:ALA:HB3	1.94	0.50
4:a4:60:LEU:HA	4:a4:63:SER:HB2	1.94	0.50
4:a4:61:LEU:HG	4:a4:62:TYR:HD1	1.77	0.50
2:C4:174:THR:HA	2:C4:186:ILE:HD11	1.93	0.50
3:O4:52:LYS:O	3:O4:56:ASN:ND2	2.44	0.50
32:e5:89:ILE:O	32:e5:93:VAL:HG23	2.12	0.50
32:g5:89:ILE:O	32:g5:93:VAL:HG23	2.12	0.50
32:i5:97:VAL:O	32:i5:97:VAL:HG12	2.12	0.50
32:k5:34:SER:O	32:k5:38:LEU:HG	2.12	0.50
33:c6:202:CYC:CMD	33:c6:202:CYC:HC	2.24	0.50
32:g6:86:MET:SD	33:g6:202:CYC:HBC1	2.51	0.50
33:c7:202:CYC:HAB2	31:h7:149:GLU:CD	2.37	0.50
31:f7:31:PHE:CE2	32:g7:38:LEU:HD11	2.46	0.50
32:k7:34:SER:O	32:k7:38:LEU:HG	2.12	0.50
31:j8:95:VAL:HG21	31:j8:154:LEU:HD21	1.94	0.50
32:k8:89:ILE:O	32:k8:93:VAL:HG23	2.12	0.50
31:l8:56:ALA:HB2	31:l8:88:ILE:CD1	2.42	0.50
31:d9:116:ASP:CB	1:B9:2:VAL:HG23	2.42	0.50
31:f9:56:ALA:HB2	31:f9:88:ILE:CD1	2.41	0.50
32:g9:89:ILE:O	32:g9:93:VAL:HG23	2.12	0.50
33:g9:201:CYC:NB	33:g9:201:CYC:CMA	2.73	0.50
31:h9:52:ILE:HG12	31:h9:92:LEU:CD1	2.28	0.50
32:i9:86:MET:SD	33:i9:202:CYC:HBC1	2.51	0.50
1:B9:205:ARG:CD	1:B9:205:ARG:N	2.72	0.50
1:B9:205:ARG:C	4:tB:62:TYR:HE2	2.19	0.50
31:fA:56:ALA:HB2	31:fA:88:ILE:CD1	2.42	0.50
32:gA:89:ILE:O	32:gA:93:VAL:HG23	2.12	0.50
32:iA:89:ILE:O	32:iA:93:VAL:HG23	2.12	0.50
32:kA:34:SER:O	32:kA:38:LEU:HG	2.12	0.50
33:gC:302:CYC:CMD	33:gC:302:CYC:HC	2.24	0.50
32:kC:86:MET:SD	33:kC:201:CYC:HBC1	2.51	0.50
32:kC:97:VAL:O	32:kC:97:VAL:HG12	2.12	0.50
7:bD:385:ARG:HG3	18:oD:195:GLY:HA2	1.93	0.50
8:cD:300:GLN:HG3	8:cD:383:MET:HE3	1.92	0.50
8:cE:18:THR:HG21	8:cE:28:ARG:HG3	1.93	0.50
4:aF:63:SER:OG	4:aF:64:ASP:N	2.42	0.50
4:7G:144:ASP:OD1	4:7G:144:ASP:N	2.43	0.50
32:cH:39:ASP:O	32:cH:40:SER:C	2.54	0.50

Continued on next page...

Continued from previous page...

Atom-1	Atom-2	Interatomic distance (Å)	Clash overlap (Å)
31:fH:31:PHE:CE2	32:gH:38:LEU:HD11	2.46	0.50
32:gH:89:ILE:O	32:gH:93:VAL:HG23	2.12	0.50
31:bI:95:VAL:HG21	31:bI:154:LEU:HD21	1.93	0.50
31:fI:95:VAL:HG21	31:fI:154:LEU:HD21	1.94	0.50
33:iI:201:CYC:CMD	33:iI:201:CYC:HC	2.24	0.50
31:jI:84:CYS:HA	33:jI:201:CYC:HAC1	1.92	0.50
33:jI:202:CYC:CMD	33:jI:202:CYC:HC	2.24	0.50
32:mI:97:VAL:O	32:mI:97:VAL:HG12	2.12	0.50
31:dJ:56:ALA:HB2	31:dJ:88:ILE:CD1	2.42	0.50
31:hJ:95:VAL:HG21	31:hJ:154:LEU:HD21	1.94	0.50
33:jJ:202:CYC:HMD1	32:kJ:151:GLY:CA	2.41	0.50
33:mJ:201:CYC:CMD	33:mJ:201:CYC:HC	2.24	0.50
3:fK:16:ARG:NH2	3:fK:22:GLU:OE2	2.45	0.50
4:7L:112:LEU:HG	4:7L:160:LEU:HD21	1.93	0.50
2:BB:70:ARG:CZ	2:BB:127:GLY:O	2.59	0.50
2:BB:912:ASP:N	2:BB:912:ASP:OD1	2.43	0.50
2:CB:299:GLN:NE2	2:CB:360:HIS:O	2.45	0.50
2:CB:460:ILE:HD12	2:CB:483:ARG:CZ	2.31	0.50
4:WB:109:LEU:HD21	4:WB:156:ILE:HG23	1.94	0.50
3:XB:52:LYS:HD2	1:B7:231:PRO:O	2.11	0.50
3:ZB:32:SER:O	3:ZB:36:ARG:NH1	2.45	0.50
1:BC:220:ASN:HB2	1:BC:222:LEU:HD23	1.92	0.50
12:HD:50:ASN:ND2	44:HD:102:DGD:O1B	2.45	0.50
8:CE:13:ARG:HB3	36:CE:513:CLA:OBD	2.11	0.50
25:XE:6:MET:HA	25:XE:9:PHE:HB2	1.94	0.50
3:JF:82:LEU:HB3	1:BH:231:PRO:HB3	1.93	0.50
3:AG:92:ILE:O	3:AG:96:ILE:N	2.43	0.50
28:BG:147:MET:C	28:BG:147:MET:SD	2.94	0.50
29:QG:47:ASN:N	29:QG:47:ASN:OD1	2.43	0.50
4:WG:77:ARG:NH2	5:2G:63:ASN:OD1	2.45	0.50
1:BI:2:VAL:HG23	31:dI:116:ASP:CB	2.42	0.50
1:BI:13:SER:CB	32:eI:116:THR:HG21	2.41	0.50
28:EK:137:MET:CE	3:ZK:83:ARG:CG	2.84	0.50
4:IK:53:LYS:NZ	3:JK:119:LEU:O	2.43	0.50
4:IK:60:LEU:C	4:IK:63:SER:OG	2.54	0.50
4:MK:121:VAL:HG21	33:MK:201:CYC:C1D	2.40	0.50
30:VL:90:ARG:NH1	4:WL:13:ASP:OD1	2.43	0.50
4:WL:106:GLU:O	4:WL:110:ASN:ND2	2.44	0.50
8:C1:134:PHE:CE2	36:C1:515:CLA:C3A	2.84	0.50
36:C1:513:CLA:H2	43:C1:519:BCR:H281	1.93	0.50
9:D1:65:SER:O	9:D1:65:SER:OG	2.30	0.50

Continued on next page...

Continued from previous page...

Atom-1	Atom-2	Interatomic distance (Å)	Clash overlap (Å)
8:c1:284:TYR:O	8:c1:410:ARG:NH2	2.41	0.50
8:c1:436:ARG:NH1	13:i1:27:ASP:O	2.44	0.50
32:c2:39:ASP:O	32:c2:40:SER:C	2.54	0.50
32:i2:97:VAL:O	32:i2:97:VAL:HG12	2.12	0.50
33:m2:201:CYC:NB	33:m2:201:CYC:CMA	2.72	0.50
32:i3:89:ILE:O	32:i3:93:VAL:HG23	2.12	0.50
32:k3:89:ILE:O	32:k3:93:VAL:HG23	2.12	0.50
1:B3:209:GLN:NE2	1:B3:209:GLN:N	2.59	0.50
1:B3:214:LYS:H	1:B3:214:LYS:CD	2.13	0.50
3:u4:89:LEU:HA	3:u4:92:ILE:HG12	1.93	0.50
4:p4:144:ASP:N	4:p4:144:ASP:OD1	2.44	0.50
2:B4:495:LEU:HD13	2:B4:630:PRO:HD2	1.93	0.50
32:c5:89:ILE:O	32:c5:93:VAL:HG23	2.12	0.50
33:e5:202:CYC:CMD	33:e5:202:CYC:HC	2.24	0.50
31:f5:56:ALA:HB2	31:f5:88:ILE:CD1	2.41	0.50
31:h5:149:GLU:C	31:h5:152:SER:HG	2.13	0.50
32:i5:89:ILE:O	32:i5:93:VAL:HG23	2.12	0.50
32:i5:149:THR:O	33:i5:201:CYC:NC	2.45	0.50
31:d6:56:ALA:HB2	31:d6:88:ILE:CD1	2.42	0.50
31:j6:56:ALA:HB2	31:j6:88:ILE:CD1	2.41	0.50
32:k6:92:TYR:HA	32:k6:95:TYR:HD2	1.75	0.50
1:B6:214:LYS:HB2	1:B6:214:LYS:HZ3	1.75	0.50
32:c7:39:ASP:O	32:c7:40:SER:C	2.54	0.50
32:c7:116:THR:CG2	1:B7:104:TYR:CE1	2.94	0.50
31:d7:84:CYS:HA	33:d7:201:CYC:HAC1	1.92	0.50
33:g7:201:CYC:CMD	33:g7:201:CYC:HC	2.24	0.50
31:b8:95:VAL:HG21	31:b8:154:LEU:HD21	1.93	0.50
32:e8:89:ILE:O	32:e8:93:VAL:HG23	2.12	0.50
31:f8:31:PHE:CE2	32:g8:38:LEU:HD11	2.46	0.50
32:g8:87:GLU:O	32:g8:91:ARG:HG3	2.11	0.50
31:l8:24:ILE:CG2	33:m8:201:CYC:HBB2	2.36	0.50
32:g9:86:MET:SD	33:g9:202:CYC:HBC1	2.51	0.50
31:l9:95:VAL:HG21	31:l9:154:LEU:HD21	1.93	0.50
33:eA:202:CYC:CMD	33:eA:202:CYC:HC	2.24	0.50
31:hA:56:ALA:HB2	31:hA:88:ILE:CD1	2.41	0.50
3:uB:89:LEU:HA	3:uB:92:ILE:HG12	1.93	0.50
32:eC:89:ILE:O	32:eC:93:VAL:HG23	2.12	0.50
33:eC:202:CYC:NB	33:eC:202:CYC:CMA	2.73	0.50
33:iC:201:CYC:CMD	33:iC:201:CYC:HC	2.24	0.50
32:kC:89:ILE:O	32:kC:93:VAL:HG23	2.12	0.50
7:bD:208:VAL:HA	7:bD:211:ILE:HG22	1.93	0.50

Continued on next page...

Continued from previous page...

Atom-1	Atom-2	Interatomic distance (Å)	Clash overlap (Å)
23:uD:81:ALA:HB2	23:uD:92:ILE:HD13	1.93	0.50
7:bE:193:PHE:O	12:hE:64:ASN:ND2	2.44	0.50
8:cE:141:LYS:CG	8:cE:253:TRP:CD1	2.94	0.50
8:cE:300:GLN:HG3	8:cE:383:MET:HE3	1.92	0.50
9:dE:110:LEU:CD2	9:dE:110:LEU:N	2.73	0.50
13:iE:1:MET:HE2	13:iE:1:MET:N	2.27	0.50
29:gF:47:ASN:N	29:gF:47:ASN:OD1	2.43	0.50
31:dH:84:CYS:HA	33:dH:201:CYC:HAC1	1.92	0.50
33:jH:202:CYC:CGA	33:jH:202:CYC:CMA	2.85	0.50
31:lH:56:ALA:HB2	31:lH:88:ILE:CD1	2.41	0.50
31:jI:95:VAL:HG21	31:jI:154:LEU:HD21	1.94	0.50
31:lI:61:ASN:HD21	31:bJ:70:GLN:HE21	1.57	0.50
32:iJ:40:SER:HB2	32:iJ:142:VAL:HG11	1.94	0.50
33:iJ:201:CYC:CMD	33:iJ:201:CYC:HC	2.24	0.50
31:jJ:95:VAL:HG21	31:jJ:154:LEU:HD21	1.94	0.50
4:hK:83:ARG:NH2	33:hK:201:CYC:O2A	2.44	0.50
1:BA:189:ARG:HD2	32:gA:121:GLY:N	2.25	0.50
1:BA:205:ARG:HE	1:BA:205:ARG:HA	1.76	0.50
2:BB:735:ARG:HB2	2:BB:875:PHE:CZ	2.47	0.50
2:CB:171:LEU:HD22	2:CB:235:PHE:CZ	2.46	0.50
3:OB:52:LYS:O	3:OB:56:ASN:ND2	2.44	0.50
4:WB:10:ASN:ND2	5:bB:64:THR:O	2.44	0.50
38:AD:407:SQD:H223	45:DD:403:PHO:H62	1.94	0.50
8:CD:79:LEU:HD11	8:CD:101:VAL:HG21	1.92	0.50
36:CD:513:CLA:H2	43:CD:519:BCR:H281	1.93	0.50
9:DD:55:VAL:CB	9:DD:105:CYS:SG	2.93	0.50
9:DD:90:LEU:HD12	9:DD:96:GLU:HB2	1.93	0.50
11:FD:10:ILE:HD12	11:FD:11:THR:HG22	1.93	0.50
8:CE:79:LEU:HD11	8:CE:101:VAL:HG21	1.93	0.50
36:CE:513:CLA:H2	43:CE:519:BCR:H281	1.93	0.50
9:DE:103:ARG:NH1	10:EE:77:GLN:HE22	2.09	0.50
4:KF:83:ARG:NH2	33:KF:201:CYC:O1A	2.37	0.50
28:BG:136:ASN:HD21	29:QG:65:GLU:CB	2.16	0.50
3:TG:6:LYS:HZ1	3:TG:102:THR:H	1.58	0.50
28:BL:123:LEU:CD2	4:JL:134:LYS:CE	2.90	0.50
4:ML:83:ARG:NH2	33:ML:201:CYC:O2A	2.45	0.50
3:NL:20:PRO:HA	3:NL:23:LEU:HB2	1.93	0.50
3:NL:90:ARG:HH22	4:OL:13:ASP:HA	1.76	0.50
8:C1:60:SER:HA	15:K1:9:LYS:N	2.27	0.50
9:D1:80:THR:O	9:D1:108:GLY:HA2	2.11	0.50
10:E1:33:ALA:HB2	20:R1:11:PRO:HB2	1.93	0.50

Continued on next page...

Continued from previous page...

Atom-1	Atom-2	Interatomic distance (Å)	Clash overlap (Å)
27:Z1:37:LYS:HB3	27:Z1:38:PRO:HD3	1.93	0.50
7:b1:174:LEU:HD23	7:b1:308:LYS:HD2	1.93	0.50
8:c1:18:THR:HG21	8:c1:28:ARG:HG3	1.93	0.50
32:i2:89:ILE:O	32:i2:93:VAL:HG23	2.12	0.50
32:k2:59:LEU:CD2	32:k2:133:LYS:HD2	2.40	0.50
33:g3:201:CYC:NB	33:g3:201:CYC:CMA	2.73	0.50
32:i3:150:PRO:O	32:i3:150:PRO:CD	2.59	0.50
4:a4:113:LYS:O	4:a4:117:ASN:ND2	2.44	0.50
4:W4:71:ASN:OD1	4:W4:77:ARG:NH2	2.45	0.50
2:B4:369:PRO:HB3	2:B4:445:PHE:HB3	1.94	0.50
2:B4:735:ARG:O	2:B4:735:ARG:HG2	2.11	0.50
2:C4:84:PHE:HD1	2:C4:84:PHE:O	1.94	0.50
2:C4:148:ARG:HH12	8:cE:13:ARG:CG	2.22	0.50
2:C4:493:ARG:NH2	2:C4:678:THR:HG22	2.26	0.50
4:P4:34:GLY:HA2	4:P4:37:ARG:HD2	1.93	0.50
31:d5:52:ILE:HG13	31:d5:92:LEU:HD12	1.83	0.50
31:h5:56:ALA:HB2	31:h5:88:ILE:CD1	2.41	0.50
31:j5:95:VAL:HG21	31:j5:154:LEU:HD21	1.94	0.50
32:c6:89:ILE:O	32:c6:93:VAL:HG23	2.12	0.50
32:g6:87:GLU:O	32:g6:91:ARG:HG3	2.11	0.50
32:g6:97:VAL:O	32:g6:97:VAL:HG12	2.12	0.50
32:i6:150:PRO:O	32:i6:150:PRO:CD	2.59	0.50
31:f7:108:ASP:CB	1:B7:23:VAL:CG1	2.88	0.50
31:h7:95:VAL:HG21	31:h7:154:LEU:HD21	1.93	0.50
31:j7:84:CYS:HA	33:j7:201:CYC:HAC1	1.92	0.50
32:i8:40:SER:HB2	32:i8:142:VAL:HG11	1.93	0.50
32:i8:150:PRO:O	32:i8:150:PRO:CD	2.59	0.50
32:k8:86:MET:SD	33:k8:201:CYC:HBC1	2.51	0.50
31:l8:95:VAL:HG21	31:l8:154:LEU:HD21	1.93	0.50
32:m9:97:VAL:O	32:m9:97:VAL:HG12	2.12	0.50
1:B9:213:PRO:HG2	4:vB:67:ARG:HD3	1.92	0.50
32:eA:89:ILE:O	32:eA:93:VAL:HG23	2.12	0.50
32:gA:87:GLU:O	32:gA:91:ARG:HG3	2.11	0.50
31:dC:95:VAL:HG21	31:dC:154:LEU:HD21	1.93	0.50
32:kC:34:SER:O	32:kC:38:LEU:HG	2.12	0.50
8:cD:436:ARG:NH1	13:iD:27:ASP:O	2.44	0.50
9:dD:110:LEU:N	9:dD:110:LEU:CD2	2.73	0.50
6:aE:32:TRP:CZ2	13:iE:22:GLY:HA3	2.47	0.50
9:dE:113:PHE:C	9:dE:113:PHE:CD1	2.85	0.50
9:dE:136:VAL:HG23	9:dE:138:ILE:HB	1.93	0.50
3:fF:16:ARG:NH2	3:fF:22:GLU:OE2	2.45	0.50

Continued on next page...

Continued from previous page...

Atom-1	Atom-2	Interatomic distance (Å)	Clash overlap (Å)
3:fF:151:ALA:CB	30:mF:20:THR:HG21	2.42	0.50
32:iH:155:ALA:C	32:iH:158:SER:OG	2.53	0.50
33:mH:201:CYC:CMD	33:mH:201:CYC:HC	2.24	0.50
32:cI:89:ILE:O	32:cI:93:VAL:HG23	2.12	0.50
33:cJ:202:CYC:CMD	33:cJ:202:CYC:HC	2.24	0.50
31:fJ:56:ALA:HB2	31:fJ:88:ILE:CD1	2.41	0.50
32:kJ:89:ILE:O	32:kJ:93:VAL:HG23	2.12	0.50
32:mJ:97:VAL:O	32:mJ:97:VAL:HG12	2.12	0.50
4:eK:63:SER:OG	4:eK:64:ASP:N	2.44	0.50
1:BA:230:ARG:HH22	32:c6:14:THR:CB	2.25	0.50
2:BB:123:GLY:C	12:HD:20:LYS:HA	2.35	0.50
2:BB:495:LEU:HD13	2:BB:630:PRO:HD2	1.93	0.50
1:BC:48:TRP:CZ2	31:fC:16:GLY:HA3	2.47	0.50
1:BC:220:ASN:ND2	1:BC:220:ASN:N	2.60	0.50
1:BC:233:ASN:ND2	1:BC:233:ASN:N	2.60	0.50
9:DD:88:SER:HB2	10:ED:69:ARG:NH2	2.17	0.50
10:ED:33:ALA:HB2	20:RD:11:PRO:HB2	1.93	0.50
25:XD:6:MET:HA	25:XD:9:PHE:HB2	1.94	0.50
7:BE:93:PHE:N	7:BE:93:PHE:CD1	2.72	0.50
24:VE:64:GLN:O	24:VE:72:LYS:NZ	2.45	0.50
27:ZE:35:GLN:O	27:ZE:39:LEU:CD1	2.59	0.50
3:IG:89:LEU:CD2	3:IG:133:MET:HE2	2.38	0.50
3:PG:61:LYS:NZ	3:PG:128:GLU:OE1	2.38	0.50
1:BI:48:TRP:CZ2	31:fI:16:GLY:HA3	2.46	0.50
1:BI:198:ILE:HG12	32:gI:65:GLN:CB	2.42	0.50
1:BJ:48:TRP:CZ2	31:fJ:16:GLY:HA3	2.46	0.50
3:IL:30:VAL:O	3:IL:30:VAL:HG12	2.11	0.50
3:IL:39:ILE:O	3:IL:43:MET:HG2	2.11	0.50
3:IL:89:LEU:CD2	3:IL:133:MET:HE2	2.38	0.50
7:B1:73:GLN:CD	7:B1:84:VAL:CG1	2.79	0.50
7:B1:177:SER:OG	7:B1:178:ILE:N	2.43	0.50
7:B1:256:MET:O	7:B1:448:ARG:NH1	2.43	0.50
9:D1:103:ARG:NH1	10:E1:77:GLN:HE22	2.09	0.50
19:Q1:58:GLU:O	19:Q1:62:TYR:N	2.44	0.50
7:b1:87:ASN:N	7:b1:88:PRO:CD	2.75	0.50
32:c2:89:ILE:O	32:c2:93:VAL:HG23	2.12	0.50
32:e2:89:ILE:O	32:e2:93:VAL:HG23	2.12	0.50
31:f2:56:ALA:HB2	31:f2:88:ILE:CD1	2.42	0.50
31:h2:95:VAL:HG21	31:h2:154:LEU:HD21	1.93	0.50
31:f3:56:ALA:HB2	31:f3:88:ILE:CD1	2.41	0.50
31:f3:95:VAL:HG21	31:f3:154:LEU:HD21	1.94	0.50

Continued on next page...

Continued from previous page...

Atom-1	Atom-2	Interatomic distance (Å)	Clash overlap (Å)
32:i3:97:VAL:O	32:i3:97:VAL:HG12	2.12	0.50
32:k3:34:SER:O	32:k3:38:LEU:HG	2.12	0.50
31:l3:56:ALA:HB2	31:l3:88:ILE:CD1	2.42	0.50
1:B3:233:ASN:ND2	1:B3:233:ASN:N	2.59	0.50
3:Z4:32:SER:O	3:Z4:36:ARG:NH1	2.44	0.50
3:o4:90:ARG:NH2	4:p4:13:ASP:OD1	2.45	0.50
2:B4:299:GLN:NE2	2:B4:360:HIS:O	2.44	0.50
2:C4:74:ARG:CG	27:zE:30:PRO:HG2	2.39	0.50
2:C4:466:GLU:O	4:cF:110:ASN:ND2	2.44	0.50
3:O4:98:ALA:HB3	3:O4:103:PRO:HG3	1.93	0.50
31:b5:84:CYS:HA	33:b5:201:CYC:HAC1	1.92	0.50
33:c6:202:CYC:HAB2	31:h6:149:GLU:CD	2.37	0.50
33:e6:202:CYC:CMD	33:e6:202:CYC:HC	2.24	0.50
31:f6:56:ALA:HB2	31:f6:88:ILE:CD1	2.41	0.50
32:i6:89:ILE:O	32:i6:93:VAL:HG23	2.12	0.50
31:l6:56:ALA:HB2	31:l6:88:ILE:CD1	2.41	0.50
32:c7:89:ILE:O	32:c7:93:VAL:HG23	2.12	0.50
32:e7:97:VAL:HG12	32:e7:97:VAL:O	2.12	0.50
31:j7:95:VAL:HG21	31:j7:154:LEU:HD21	1.94	0.50
33:c8:202:CYC:CMD	33:c8:202:CYC:HC	2.24	0.50
31:b9:56:ALA:HB2	31:b9:88:ILE:CD1	2.42	0.50
32:g9:97:VAL:HG12	32:g9:97:VAL:O	2.12	0.50
33:g9:201:CYC:CMD	33:g9:201:CYC:HC	2.25	0.50
32:i9:89:ILE:O	32:i9:93:VAL:HG23	2.12	0.50
32:k9:89:ILE:O	32:k9:93:VAL:HG23	2.12	0.50
31:bA:64:PRO:CD	31:bA:65:TYR:H	2.19	0.50
31:jA:56:ALA:HB2	31:jA:88:ILE:CD1	2.41	0.50
32:cC:89:ILE:O	32:cC:93:VAL:HG23	2.12	0.50
33:cC:202:CYC:CMD	33:cC:202:CYC:HC	2.24	0.50
32:gC:3:ASP:N	32:gC:6:THR:OG1	2.38	0.50
31:jC:56:ALA:HB2	31:jC:88:ILE:CD1	2.41	0.50
33:mC:201:CYC:CMD	33:mC:201:CYC:HC	2.24	0.50
25:xE:2:THR:HG22	25:xE:5:LEU:H	1.77	0.50
4:hF:83:ARG:NH2	33:hF:201:CYC:O2A	2.44	0.50
31:bH:56:ALA:HB2	31:bH:88:ILE:CD1	2.42	0.50
31:bH:106:PRO:O	31:bH:110:TYR:CD2	2.55	0.50
31:jH:56:ALA:HB2	31:jH:88:ILE:CD1	2.41	0.50
33:jH:202:CYC:NB	33:jH:202:CYC:CMA	2.72	0.50
32:cI:39:ASP:O	32:cI:40:SER:C	2.54	0.50
33:cI:202:CYC:CAB	31:hI:149:GLU:CG	2.90	0.50
33:gI:302:CYC:CMD	33:gI:302:CYC:HC	2.24	0.50

Continued on next page...

Continued from previous page...

Atom-1	Atom-2	Interatomic distance (Å)	Clash overlap (Å)
31:jI:56:ALA:HB2	31:jI:88:ILE:CD1	2.41	0.50
33:jI:202:CYC:HMD1	32:kI:151:GLY:CA	2.41	0.50
32:cJ:39:ASP:O	32:cJ:40:SER:C	2.54	0.50
32:eJ:89:ILE:O	32:eJ:93:VAL:HG23	2.12	0.50
33:eJ:202:CYC:HMA3	33:eJ:202:CYC:HBA2	1.94	0.50
33:gJ:201:CYC:NB	33:gJ:201:CYC:CMA	2.73	0.50
31:hJ:84:CYS:HA	33:hJ:201:CYC:HAC1	1.92	0.50
31:hJ:126:PRO:CD	31:hJ:127:SER:N	2.67	0.50
32:iJ:89:ILE:O	32:iJ:93:VAL:HG23	2.12	0.50
32:iJ:97:VAL:O	32:iJ:97:VAL:HG12	2.12	0.50
2:CB:171:LEU:HD11	2:CB:213:MET:CG	2.42	0.50
2:CB:368:SER:OG	2:CB:371:GLU:HB2	2.11	0.50
4:YB:108:VAL:HG23	33:YB:201:CYC:HAB1	1.93	0.50
18:OD:166:THR:C	18:oE:168:THR:CG2	2.84	0.50
23:UD:81:ALA:HB2	23:UD:92:ILE:HD13	1.93	0.50
6:AE:209:ALA:HB2	9:DE:204:ILE:HG23	1.94	0.50
10:EE:33:ALA:HB2	20:RE:11:PRO:HB2	1.93	0.50
18:OE:118:ASP:N	18:OE:118:ASP:OD1	2.43	0.50
4:KF:67:ARG:HD3	4:5L:67:ARG:HH22	1.77	0.50
3:LF:68:PRO:HG2	3:S4:66:VAL:HG11	1.92	0.50
3:AG:113:ARG:NH1	3:AG:160:MET:O	2.45	0.50
28:EK:128:ALA:CB	4:YK:58:LYS:HG3	2.42	0.50
28:EK:131:ARG:CG	28:EK:131:ARG:NH2	2.71	0.50
3:XK:83:ARG:CD	3:XK:84:ASP:N	2.74	0.50
4:YK:75:THR:HG23	3:ZK:111:GLY:HA3	1.93	0.50
36:B1:612:CLA:H18	43:B1:616:BCR:H312	1.94	0.50
8:C1:13:ARG:HB3	36:C1:513:CLA:OBD	2.11	0.50
8:C1:44:ALA:HA	8:C1:47:ILE:HD12	1.94	0.50
8:C1:385:HIS:CA	8:C1:406:TYR:CZ	2.92	0.50
8:c1:257:ALA:HA	8:c1:260:SER:CB	2.40	0.50
13:i1:1:MET:HE2	13:i1:1:MET:N	2.27	0.50
27:z1:37:LYS:HB3	27:z1:38:PRO:HD3	1.94	0.50
33:j2:202:CYC:HMD2	33:j2:202:CYC:HC	1.77	0.50
32:e3:116:THR:HG21	1:B3:13:SER:CB	2.41	0.50
32:k3:97:VAL:O	32:k3:97:VAL:HG12	2.12	0.50
33:m3:201:CYC:CMD	33:m3:201:CYC:HC	2.24	0.50
4:a4:77:ARG:NH2	5:b4:63:ASN:OD1	2.44	0.50
3:o4:2:SER:N	3:o4:5:THR:OG1	2.40	0.50
3:o4:128:GLU:HG2	3:o4:131:ARG:HH21	1.76	0.50
4:p4:73:TYR:OH	2:C4:911:ASN:ND2	2.45	0.50
4:p4:123:ILE:HG23	4:p4:160:LEU:HD12	1.92	0.50

Continued on next page...

Continued from previous page...

Atom-1	Atom-2	Interatomic distance (Å)	Clash overlap (Å)
4:x4:108:VAL:HG11	4:x4:156:ILE:HD11	1.94	0.50
2:C4:369:PRO:HB3	2:C4:445:PHE:HB3	1.94	0.50
31:b5:56:ALA:HB2	31:b5:88:ILE:CD1	2.42	0.50
31:b5:95:VAL:HG21	31:b5:154:LEU:HD21	1.93	0.50
32:c5:39:ASP:O	32:c5:40:SER:C	2.54	0.50
31:l5:56:ALA:HB2	31:l5:88:ILE:CD1	2.42	0.50
32:i6:149:THR:O	33:i6:201:CYC:NC	2.45	0.50
32:e7:116:THR:HG21	1:B7:13:SER:CB	2.41	0.50
31:l7:56:ALA:HB2	31:l7:88:ILE:CD1	2.42	0.50
32:m7:89:ILE:O	32:m7:93:VAL:HG23	2.12	0.50
33:m7:201:CYC:CMD	33:m7:201:CYC:HC	2.24	0.50
31:f8:95:VAL:HG21	31:f8:154:LEU:HD21	1.94	0.50
33:g8:201:CYC:CMD	33:g8:201:CYC:HC	2.24	0.50
31:j8:84:CYS:HA	33:j8:201:CYC:HAC1	1.92	0.50
32:c9:89:ILE:O	32:c9:93:VAL:HG23	2.12	0.50
32:i9:40:SER:HB2	32:i9:142:VAL:HG11	1.93	0.50
32:i9:149:THR:O	33:i9:201:CYC:NC	2.45	0.50
32:m9:89:ILE:O	32:m9:93:VAL:HG23	2.12	0.50
32:cA:89:ILE:O	32:cA:93:VAL:HG23	2.12	0.50
31:hA:95:VAL:HG21	31:hA:154:LEU:HD21	1.93	0.50
31:jA:95:VAL:HG21	31:jA:154:LEU:HD21	1.94	0.50
32:mA:97:VAL:O	32:mA:97:VAL:HG12	2.12	0.50
4:aB:77:ARG:NH2	5:bB:63:ASN:OD1	2.44	0.50
3:oB:90:ARG:NH2	4:pB:13:ASP:OD1	2.45	0.50
4:xB:108:VAL:HG11	4:xB:156:ILE:HD11	1.94	0.50
31:fC:64:PRO:CD	31:fC:65:TYR:H	2.18	0.50
7:bD:256:MET:O	7:bD:448:ARG:NH1	2.43	0.50
8:cD:60:SER:CA	15:kD:10:LEU:CB	2.73	0.50
9:dD:96:GLU:CD	9:dD:96:GLU:C	2.80	0.50
25:xD:2:THR:HG22	25:xD:5:LEU:H	1.77	0.50
27:zD:37:LYS:HB3	27:zD:38:PRO:HD3	1.94	0.50
7:bE:242:ILE:HA	7:bE:245:VAL:HB	1.94	0.50
23:uE:128:THR:OG1	23:uE:129:GLY:N	2.42	0.50
24:vE:64:GLN:O	24:vE:72:LYS:NZ	2.45	0.50
30:mF:27:SER:HB3	4:nF:38:VAL:HG11	1.94	0.50
32:eH:97:VAL:O	32:eH:97:VAL:HG12	2.12	0.50
31:fH:56:ALA:HB2	31:fH:88:ILE:CD1	2.41	0.50
33:gH:201:CYC:NB	33:gH:201:CYC:CMA	2.73	0.50
32:iH:97:VAL:O	32:iH:97:VAL:HG12	2.12	0.50
32:kH:86:MET:SD	33:kH:201:CYC:HBC1	2.51	0.50
32:kH:97:VAL:O	32:kH:97:VAL:HG12	2.12	0.50

Continued on next page...

Continued from previous page...

Atom-1	Atom-2	Interatomic distance (Å)	Clash overlap (Å)
32:cI:151:GLY:HA3	33:cI:202:CYC:HMD1	1.87	0.50
31:hI:95:VAL:HG21	31:hI:154:LEU:HD21	1.93	0.50
33:cJ:202:CYC:HC	33:cJ:202:CYC:HMD2	1.77	0.50
32:gJ:86:MET:SD	33:gJ:202:CYC:HBC1	2.51	0.50
32:gJ:87:GLU:O	32:gJ:91:ARG:HG3	2.11	0.50
2:BB:578:GLN:HE21	2:BB:599:LEU:HD12	1.77	0.50
2:CB:54:LEU:HD11	4:hK:27:LEU:HB3	1.94	0.50
3:QB:60:GLN:CB	1:B6:198:ILE:CB	2.90	0.50
1:BC:58:HIS:CB	33:gC:301:CYC:O1A	2.57	0.50
6:AD:209:ALA:HB2	9:DD:204:ILE:HG23	1.94	0.50
9:DD:88:SER:CB	10:ED:69:ARG:NH1	2.64	0.50
15:KE:10:LEU:HD12	15:KE:11:PRO:HG3	1.92	0.50
23:UE:81:ALA:HB2	23:UE:92:ILE:HD13	1.93	0.50
28:EF:117:PHE:CA	28:EF:119:THR:HG23	2.42	0.50
4:MF:17:LYS:NZ	4:7L:15:GLN:HG2	2.25	0.50
28:BG:123:LEU:CD2	4:JG:134:LYS:CE	2.90	0.50
3:IG:112:VAL:O	3:IG:116:TYR:CD2	2.57	0.50
4:LG:83:ARG:NH1	4:LG:87:TYR:OH	2.43	0.50
3:NG:20:PRO:HA	3:NG:23:LEU:HB2	1.93	0.50
29:QG:152:TYR:O	29:QG:152:TYR:CG	2.65	0.50
1:BI:201:THR:OG1	1:BI:202:SER:N	2.45	0.50
3:JK:65:VAL:HG21	33:JK:201:CYC:C2C	2.42	0.50
4:MK:131:GLN:NE2	4:MK:157:CYS:SG	2.83	0.50
3:XK:83:ARG:NH2	3:XK:87:TYR:OH	2.45	0.50
3:XK:83:ARG:HD2	3:XK:84:ASP:N	2.26	0.50
4:LL:127:VAL:HG13	4:LL:157:CYS:HB2	1.93	0.50
4:OL:121:VAL:HG13	33:OL:201:CYC:C1C	2.42	0.50
9:D1:217:THR:HG21	9:D1:253:TRP:HE1	1.76	0.50
23:U1:81:ALA:HB2	23:U1:92:ILE:HD13	1.93	0.50
22:t1:26:PRO:HB2	22:t1:28:ARG:HE	1.77	0.50
31:f2:95:VAL:HG21	31:f2:154:LEU:HD21	1.94	0.50
32:g2:87:GLU:O	32:g2:91:ARG:HG3	2.11	0.50
31:b3:56:ALA:HB2	31:b3:88:ILE:CD1	2.42	0.50
32:c3:89:ILE:O	32:c3:93:VAL:HG23	2.12	0.50
33:c3:202:CYC:CMD	33:c3:202:CYC:HC	2.24	0.50
33:c3:202:CYC:HC	33:c3:202:CYC:HMD2	1.77	0.50
32:e3:89:ILE:O	32:e3:93:VAL:HG23	2.12	0.50
31:f3:16:GLY:HA3	1:B3:48:TRP:CZ2	2.47	0.50
32:i3:40:SER:HB2	32:i3:142:VAL:HG11	1.93	0.50
32:m3:97:VAL:O	32:m3:97:VAL:HG12	2.12	0.50
33:m3:201:CYC:HMD2	33:m3:201:CYC:HC	1.77	0.50

Continued on next page...

Continued from previous page...

Atom-1	Atom-2	Interatomic distance (Å)	Clash overlap (Å)
4:T4:15:GLN:HE21	4:aB:15:GLN:NE2	2.10	0.50
3:u4:77:MET:HE1	33:u4:201:CYC:CGD	2.42	0.50
3:u4:77:MET:HE1	33:u4:201:CYC:O2D	2.11	0.50
2:B4:114:ILE:O	2:B4:114:ILE:HG23	2.12	0.50
2:B4:735:ARG:HB2	2:B4:875:PHE:CZ	2.47	0.50
3:O4:84:ASP:OD2	33:O4:201:CYC:ND	2.44	0.50
33:m5:201:CYC:CMD	33:m5:201:CYC:HC	2.24	0.50
31:j6:95:VAL:HG21	31:j6:154:LEU:HD21	1.94	0.50
1:B6:205:ARG:CG	1:B6:205:ARG:NH2	2.73	0.50
32:e7:89:ILE:O	32:e7:93:VAL:HG23	2.12	0.50
31:h7:56:ALA:HB2	31:h7:88:ILE:CD1	2.42	0.50
1:B7:205:ARG:CD	1:B7:205:ARG:N	2.74	0.50
1:B7:227:GLN:HE22	32:c9:15:ARG:CA	2.25	0.50
33:c8:202:CYC:CAB	31:h8:149:GLU:CG	2.90	0.50
33:j9:202:CYC:HMD2	33:j9:202:CYC:HC	1.77	0.50
1:B9:234:THR:O	1:B9:234:THR:HG23	2.11	0.50
31:bA:56:ALA:HB2	31:bA:88:ILE:CD1	2.42	0.50
31:dA:148:VAL:CG1	33:mA:201:CYC:CMB	2.83	0.50
32:iA:150:PRO:O	32:iA:150:PRO:CD	2.59	0.50
31:lA:56:ALA:HB2	31:lA:88:ILE:CD1	2.42	0.50
3:sB:83:ARG:NH1	33:sB:201:CYC:O2A	2.43	0.50
31:bC:56:ALA:HB2	31:bC:88:ILE:CD1	2.42	0.50
31:hC:95:VAL:HG21	31:hC:154:LEU:HD21	1.93	0.50
32:iC:89:ILE:O	32:iC:93:VAL:HG23	2.12	0.50
32:iC:97:VAL:HG12	32:iC:97:VAL:O	2.12	0.50
33:jC:202:CYC:CMD	33:jC:202:CYC:HC	2.24	0.50
7:bD:87:ASN:N	7:bD:88:PRO:CD	2.75	0.50
7:bD:174:LEU:HD23	7:bD:308:LYS:HD2	1.93	0.50
7:bD:479:PHE:O	9:dD:139:ARG:NH2	2.45	0.50
13:iD:1:MET:HE2	13:iD:1:MET:N	2.27	0.50
8:cE:372:GLN:HG2	19:qE:81:THR:HG21	1.93	0.50
9:dE:111:TRP:HZ2	9:dE:170:ALA:HB3	1.77	0.50
23:uE:81:ALA:HB2	23:uE:92:ILE:HD13	1.93	0.50
27:zE:37:LYS:HB3	27:zE:38:PRO:HD3	1.94	0.50
3:dF:14:GLU:OE1	3:dF:16:ARG:NE	2.44	0.50
29:gF:34:GLY:HA2	29:gF:37:ARG:HD2	1.92	0.50
4:5G:63:SER:OG	4:5G:64:ASP:N	2.45	0.50
4:5G:113:LYS:O	4:5G:117:ASN:ND2	2.45	0.50
32:cH:97:VAL:O	32:cH:97:VAL:HG12	2.12	0.50
31:dH:95:VAL:HG21	31:dH:154:LEU:HD21	1.93	0.50
31:fH:106:PRO:CD	31:fH:107:MET:H	2.08	0.50

Continued on next page...

Continued from previous page...

Atom-1	Atom-2	Interatomic distance (Å)	Clash overlap (Å)
31:hH:95:VAL:HG21	31:hH:154:LEU:HD21	1.93	0.50
32:iH:82:CYS:HG	33:iH:202:CYC:CAC	2.01	0.50
32:iH:89:ILE:O	32:iH:93:VAL:HG23	2.12	0.50
31:jH:95:VAL:HG21	31:jH:154:LEU:HD21	1.94	0.50
32:kH:89:ILE:O	32:kH:93:VAL:HG23	2.12	0.50
32:cI:97:VAL:O	32:cI:97:VAL:HG12	2.12	0.50
33:cI:202:CYC:HAB2	31:hI:149:GLU:CD	2.37	0.50
31:dI:56:ALA:HB2	31:dI:88:ILE:CD1	2.42	0.50
31:hI:56:ALA:HB2	31:hI:88:ILE:CD1	2.42	0.50
31:dJ:95:VAL:HG21	31:dJ:154:LEU:HD21	1.94	0.50
32:gJ:89:ILE:O	32:gJ:93:VAL:HG23	2.12	0.50
4:nK:3:ASP:O	4:nK:7:SER:N	2.41	0.50
1:BA:194:PHE:CD1	32:gA:72:ASN:OD1	2.65	0.49
2:BB:736:GLU:HG3	2:BB:736:GLU:O	2.11	0.49
3:QB:90:ARG:HH21	4:RB:13:ASP:HA	1.75	0.49
1:BC:58:HIS:CG	33:gC:301:CYC:O2A	2.64	0.49
1:BC:126:ILE:HG23	33:cC:201:CYC:CMA	2.37	0.49
8:CD:44:ALA:HA	8:CD:47:ILE:HD12	1.94	0.49
24:VD:64:GLN:O	24:VD:72:LYS:NZ	2.45	0.49
3:IG:77:MET:HA	3:IG:80:THR:OG1	2.11	0.49
3:KG:69:GLY:N	3:KG:73:TYR:OH	2.44	0.49
4:OG:121:VAL:HG13	33:OG:201:CYC:C1C	2.42	0.49
4:WG:3:ASP:O	4:WG:7:SER:N	2.45	0.49
1:BI:189:ARG:CD	1:BI:189:ARG:C	2.84	0.49
1:BI:200:GLN:NE2	1:BI:200:GLN:CA	2.75	0.49
1:BJ:237:ARG:CB	4:1G:62:TYR:CG	2.58	0.49
4:ML:127:VAL:HG13	4:ML:157:CYS:HB2	1.93	0.49
38:A1:407:SQD:H223	45:D1:402:PHO:H62	1.95	0.49
7:B1:391:SER:HB3	7:B1:394:GLN:HE21	1.76	0.49
8:C1:305:LEU:HD11	8:C1:315:ILE:HG13	1.94	0.49
8:C1:317:SER:HA	18:O1:131:PHE:CE1	2.46	0.49
18:O1:226:GLY:HA2	18:O1:242:ILE:HA	1.92	0.49
8:c1:206:GLY:HA2	44:c1:516:DGD:HD2	1.93	0.49
33:c2:202:CYC:NB	33:c2:202:CYC:CMA	2.73	0.49
31:d2:56:ALA:HB2	31:d2:88:ILE:CD1	2.42	0.49
31:h2:106:PRO:CD	31:h2:107:MET:H	2.08	0.49
31:j2:95:VAL:HG21	31:j2:154:LEU:HD21	1.94	0.49
3:Z4:27:LYS:NZ	4:a4:35:GLU:O	2.45	0.49
2:B4:578:GLN:HE21	2:B4:599:LEU:HD12	1.77	0.49
2:B4:629:ARG:NH2	2:B4:661:GLU:OE1	2.43	0.49
1:B5:2:VAL:HG23	31:d5:116:ASP:CB	2.42	0.49

Continued on next page...

Continued from previous page...

Atom-1	Atom-2	Interatomic distance (Å)	Clash overlap (Å)
31:f5:95:VAL:HG21	31:f5:154:LEU:HD21	1.94	0.49
31:j5:56:ALA:HB2	31:j5:88:ILE:CD1	2.41	0.49
31:b6:56:ALA:HB2	31:b6:88:ILE:CD1	2.42	0.49
32:c6:39:ASP:O	32:c6:40:SER:C	2.54	0.49
32:g6:3:ASP:N	32:g6:6:THR:OG1	2.38	0.49
32:g6:89:ILE:O	32:g6:93:VAL:HG23	2.12	0.49
33:g6:201:CYC:HMD2	33:g6:201:CYC:HC	1.77	0.49
33:j6:202:CYC:HMD2	33:j6:202:CYC:HC	1.77	0.49
32:m6:89:ILE:O	32:m6:93:VAL:HG23	2.12	0.49
32:g7:89:ILE:O	32:g7:93:VAL:HG23	2.12	0.49
32:m7:97:VAL:O	32:m7:97:VAL:HG12	2.12	0.49
33:m7:201:CYC:HMA3	33:m7:201:CYC:HBA2	1.94	0.49
1:B8:199:TRP:HZ2	3:dK:59:PHE:HB2	1.76	0.49
32:i8:151:GLY:CA	33:i8:201:CYC:HMD2	2.40	0.49
32:k8:84:ARG:NH2	31:l8:117:GLU:OE1	2.40	0.49
33:m8:201:CYC:HMA3	33:m8:201:CYC:HBA2	1.94	0.49
33:c9:202:CYC:HAB2	31:h9:149:GLU:CD	2.37	0.49
31:d9:56:ALA:HB2	31:d9:88:ILE:CD1	2.42	0.49
31:h9:56:ALA:HB2	31:h9:88:ILE:CD1	2.42	0.49
32:i9:75:THR:HG1	32:i9:78:ARG:CG	2.25	0.49
32:k9:97:VAL:HG12	32:k9:97:VAL:O	2.12	0.49
33:cA:202:CYC:HAB2	31:hA:149:GLU:CD	2.37	0.49
33:cA:202:CYC:HC	33:cA:202:CYC:HMD2	1.77	0.49
31:fA:95:VAL:HG21	31:fA:154:LEU:HD21	1.94	0.49
31:lC:95:VAL:HG21	31:lC:154:LEU:HD21	1.93	0.49
8:cD:18:THR:HG21	8:cD:28:ARG:HG3	1.93	0.49
9:dD:136:VAL:HG23	9:dD:138:ILE:HB	1.93	0.49
22:tD:26:PRO:HB2	22:tD:28:ARG:HE	1.77	0.49
7:bE:385:ARG:HG3	18:oE:195:GLY:HA2	1.93	0.49
8:cE:163:VAL:HG12	8:cE:221:ILE:HG23	1.92	0.49
9:dE:103:ARG:NH2	10:eE:77:GLN:OE1	2.21	0.49
4:nF:11:SER:O	4:nF:15:GLN:NE2	2.44	0.49
3:9F:142:SER:OG	3:9F:143:GLY:N	2.45	0.49
33:gH:201:CYC:HMD2	33:gH:201:CYC:HC	1.77	0.49
33:iH:201:CYC:HMD2	33:iH:201:CYC:HC	1.77	0.49
32:iI:89:ILE:O	32:iI:93:VAL:HG23	2.12	0.49
32:kI:97:VAL:O	32:kI:97:VAL:HG12	2.12	0.49
31:lI:56:ALA:HB2	31:lI:88:ILE:CD1	2.42	0.49
33:cJ:202:CYC:HAB2	31:hJ:149:GLU:CD	2.37	0.49
32:kJ:106:GLU:HG2	32:kJ:110:LEU:HD12	1.94	0.49
3:dK:91:LEU:HB3	3:dK:104:ILE:HG23	1.93	0.49

Continued on next page...

Continued from previous page...

Atom-1	Atom-2	Interatomic distance (Å)	Clash overlap (Å)
4:5L:56:VAL:HG12	4:5L:60:LEU:HD12	1.94	0.49
3:6L:82:LEU:O	3:6L:85:LEU:N	2.44	0.49
4:7L:104:LEU:HD22	4:7L:156:ILE:HD11	1.93	0.49
2:CB:74:ARG:HA	27:zD:30:PRO:HB2	0.83	0.49
2:CB:151:ASN:HD21	8:cD:125:GLU:H	0.72	0.49
2:CB:171:LEU:HD22	2:CB:235:PHE:HZ	1.75	0.49
4:PB:41:ALA:HB2	4:PB:97:LEU:HD21	1.94	0.49
3:XB:64:ASP:N	3:XB:64:ASP:OD1	2.42	0.49
1:BC:209:GLN:NE2	1:BC:209:GLN:N	2.59	0.49
7:BD:75:TRP:CE3	7:BD:94:GLU:CB	2.81	0.49
8:CD:305:LEU:HD11	8:CD:315:ILE:HG13	1.94	0.49
10:EE:60:ARG:HD3	10:EE:64:PRO:CG	2.38	0.49
25:XE:2:THR:HG22	25:XE:5:LEU:H	1.77	0.49
3:IG:39:ILE:O	3:IG:43:MET:HG2	2.12	0.49
1:BI:209:GLN:O	4:z4:58:LYS:CE	2.60	0.49
3:XK:80:THR:HG22	1:B8:210:GLU:OE2	2.13	0.49
3:IL:27:LYS:HG2	4:JL:38:VAL:HG11	1.93	0.49
3:IL:112:VAL:O	3:IL:116:TYR:CD2	2.57	0.49
40:B1:623:LMT:C4'	13:i1:1:MET:HE1	2.22	0.49
8:C1:407:VAL:HG22	8:C1:407:VAL:O	2.11	0.49
17:m1:32:ARG:NH1	17:m1:32:ARG:CG	2.73	0.49
33:g2:202:CYC:O1A	1:B2:58:HIS:CB	2.54	0.49
32:e3:106:GLU:HG2	32:e3:110:LEU:HD12	1.95	0.49
31:h3:56:ALA:HB2	31:h3:88:ILE:CD1	2.41	0.49
32:m3:89:ILE:O	32:m3:93:VAL:HG23	2.12	0.49
4:T4:15:GLN:HE21	4:aB:15:GLN:HE22	1.58	0.49
3:V4:100:ASP:N	3:V4:100:ASP:OD1	2.44	0.49
4:t4:43:THR:O	4:t4:47:ASN:ND2	2.45	0.49
2:C4:171:LEU:HD11	2:C4:213:MET:CG	2.42	0.49
33:c6:202:CYC:HC	33:c6:202:CYC:HMD2	1.77	0.49
33:g6:201:CYC:HMA3	33:g6:201:CYC:HBA2	1.94	0.49
1:B6:239:ALA:HB3	4:aB:62:TYR:HD2	1.70	0.49
33:c7:202:CYC:CAB	31:h7:149:GLU:CG	2.90	0.49
33:e7:202:CYC:HC	33:e7:202:CYC:HMD2	1.77	0.49
31:f7:16:GLY:HA3	1:B7:48:TRP:CZ2	2.47	0.49
33:g7:201:CYC:HMD2	33:g7:201:CYC:HC	1.77	0.49
32:i7:150:PRO:O	32:i7:150:PRO:CD	2.59	0.49
31:l7:95:VAL:HG21	31:l7:154:LEU:HD21	1.93	0.49
33:c8:202:CYC:HAB2	31:h8:149:GLU:CD	2.37	0.49
31:d8:84:CYS:HA	33:d8:201:CYC:HAC1	1.92	0.49
32:e8:97:VAL:HG12	32:e8:97:VAL:O	2.12	0.49

Continued on next page...

Continued from previous page...

Atom-1	Atom-2	Interatomic distance (Å)	Clash overlap (Å)
33:e8:202:CYC:HMA3	33:e8:202:CYC:HBA2	1.94	0.49
32:i8:89:ILE:O	32:i8:93:VAL:HG23	2.12	0.49
31:j8:56:ALA:HB2	31:j8:88:ILE:CD1	2.41	0.49
33:j8:202:CYC:CMD	33:j8:202:CYC:HC	2.24	0.49
32:e9:116:THR:HG21	1:B9:13:SER:CB	2.41	0.49
33:eA:202:CYC:HMA3	33:eA:202:CYC:HBA2	1.94	0.49
4:tB:43:THR:O	4:tB:47:ASN:ND2	2.45	0.49
4:pB:33:THR:OG1	4:pB:37:ARG:NH1	2.44	0.49
33:iC:201:CYC:HMD2	33:iC:201:CYC:HC	1.77	0.49
6:aD:205:VAL:O	6:aD:209:ALA:N	2.45	0.49
7:bD:11:VAL:HG13	7:bD:12:VAL:HG23	1.94	0.49
7:bD:242:ILE:HA	7:bD:245:VAL:HB	1.94	0.49
8:cD:206:GLY:HA2	44:cD:516:DGD:HD2	1.93	0.49
9:dD:98:GLN:CG	10:eD:73:LYS:HE2	2.42	0.49
7:bE:11:VAL:HG13	7:bE:12:VAL:HG23	1.95	0.49
9:dE:98:GLN:CG	10:eE:73:LYS:HE2	2.42	0.49
15:kE:11:PRO:HG2	15:kE:14:TYR:HB2	1.95	0.49
32:eH:89:ILE:O	32:eH:93:VAL:HG23	2.12	0.49
33:iH:201:CYC:NB	33:iH:201:CYC:CMA	2.72	0.49
32:cI:106:GLU:HG2	32:cI:110:LEU:HD12	1.94	0.49
33:gI:302:CYC:HMD2	33:gI:302:CYC:HC	1.77	0.49
32:cJ:97:VAL:HG12	32:cJ:97:VAL:O	2.12	0.49
31:lJ:95:VAL:HG21	31:lJ:154:LEU:HD21	1.93	0.49
3:6L:80:THR:HG21	33:6L:201:CYC:C4D	2.37	0.49
2:BB:84:PHE:CD1	2:BB:164:LEU:CD2	2.94	0.49
2:CB:174:THR:HA	2:CB:186:ILE:HD11	1.93	0.49
3:OB:141:LEU:HB3	3:OB:146:ALA:HB2	1.94	0.49
4:WB:112:LEU:HD21	33:WB:201:CYC:HHB	1.95	0.49
1:BC:237:ARG:NH2	32:cI:166:ARG:N	2.57	0.49
25:XD:2:THR:HG22	25:XD:5:LEU:H	1.77	0.49
7:BE:177:SER:OG	7:BE:178:ILE:N	2.43	0.49
8:CE:44:ALA:HA	8:CE:47:ILE:HD12	1.94	0.49
15:KE:10:LEU:CD1	15:KE:11:PRO:CG	2.89	0.49
4:YF:76:ARG:CD	2:C4:489:LYS:HZ1	2.00	0.49
3:IG:58:LEU:CD2	3:IG:132:ALA:HB3	2.34	0.49
3:IG:65:VAL:HG12	3:IG:65:VAL:O	2.12	0.49
3:IG:72:ALA:HB2	3:IG:81:CYS:SG	2.53	0.49
29:QG:40:ALA:O	29:QG:44:ILE:HG13	2.13	0.49
5:NK:14:THR:OG1	5:NK:15:ARG:N	2.45	0.49
3:AL:19:SER:CB	3:IL:101:VAL:CG2	2.75	0.49
3:IL:29:PHE:O	3:IL:31:THR:CA	2.58	0.49

Continued on next page...

Continued from previous page...

Atom-1	Atom-2	Interatomic distance (Å)	Clash overlap (Å)
3:IL:76:GLU:O	3:IL:80:THR:HG23	2.13	0.49
4:JL:73:TYR:OH	3:KL:90:ARG:NH2	2.46	0.49
3:NL:65:VAL:CB	33:NL:201:CYC:OC	2.58	0.49
6:A1:85:SER:HA	6:A1:109:GLY:HA3	1.93	0.49
6:A1:300:PHE:HA	8:C1:390:SER:HB2	1.95	0.49
15:K1:10:LEU:N	15:K1:11:PRO:CD	2.75	0.49
18:O1:168:THR:CG2	18:oD:166:THR:C	2.83	0.49
20:R1:11:PRO:HA	20:R1:14:VAL:HG12	1.92	0.49
24:V1:159:LYS:CE	24:V1:159:LYS:CA	2.85	0.49
7:b1:74:SER:HB2	7:b1:93:PHE:HD2	1.77	0.49
7:b1:222:PRO:HG3	12:h1:26:GLY:HA3	1.95	0.49
7:b1:479:PHE:O	9:d1:139:ARG:NH2	2.45	0.49
31:b2:56:ALA:HB2	31:b2:88:ILE:CD1	2.42	0.49
33:g2:201:CYC:HMD2	33:g2:201:CYC:HC	1.77	0.49
33:j2:202:CYC:CGA	33:j2:202:CYC:CMA	2.85	0.49
31:d3:95:VAL:HG21	31:d3:154:LEU:HD21	1.93	0.49
33:e3:202:CYC:HC	33:e3:202:CYC:HMD2	1.77	0.49
32:g3:89:ILE:O	32:g3:93:VAL:HG23	2.12	0.49
31:h3:95:VAL:HG21	31:h3:154:LEU:HD21	1.93	0.49
5:b4:15:ARG:O	5:b4:17:ARG:NH1	2.45	0.49
5:U4:41:GLN:O	5:U4:45:LYS:NZ	2.45	0.49
32:g5:87:GLU:O	32:g5:91:ARG:HG3	2.11	0.49
33:i5:201:CYC:CMD	33:i5:201:CYC:HC	2.24	0.49
32:k5:97:VAL:O	32:k5:97:VAL:HG12	2.12	0.49
33:m5:201:CYC:HMA3	33:m5:201:CYC:HBA2	1.95	0.49
33:c6:202:CYC:CAB	31:h6:149:GLU:CG	2.90	0.49
33:e6:202:CYC:HC	33:e6:202:CYC:HMD2	1.78	0.49
31:f6:95:VAL:HG21	31:f6:154:LEU:HD21	1.94	0.49
33:g6:202:CYC:O1A	1:B6:58:HIS:CB	2.54	0.49
31:h6:56:ALA:HB2	31:h6:88:ILE:CD1	2.41	0.49
32:e7:106:GLU:HG2	32:e7:110:LEU:HD12	1.94	0.49
31:f7:56:ALA:HB2	31:f7:88:ILE:CD1	2.42	0.49
32:g7:87:GLU:O	32:g7:91:ARG:HG3	2.11	0.49
32:i8:97:VAL:HG12	32:i8:97:VAL:O	2.12	0.49
33:i8:201:CYC:CMD	33:i8:201:CYC:HC	2.24	0.49
31:j8:24:ILE:HD13	32:k8:42:ASN:HD21	1.77	0.49
32:k8:64:PRO:HD2	32:k8:65:GLN:H	1.78	0.49
32:c9:106:GLU:HG2	32:c9:110:LEU:HD12	1.94	0.49
32:c9:112:GLY:CA	1:B9:104:TYR:HE2	2.12	0.49
33:c9:202:CYC:NB	33:c9:202:CYC:CMA	2.73	0.49
33:c9:202:CYC:HC	33:c9:202:CYC:HMD2	1.77	0.49

Continued on next page...

Continued from previous page...

Atom-1	Atom-2	Interatomic distance (Å)	Clash overlap (Å)
32:e9:106:GLU:HG2	32:e9:110:LEU:HD12	1.94	0.49
31:h9:95:VAL:HG21	31:h9:154:LEU:HD21	1.93	0.49
32:k9:3:ASP:N	32:k9:6:THR:OG1	2.38	0.49
31:dA:56:ALA:HB2	31:dA:88:ILE:CD1	2.42	0.49
32:eA:97:VAL:HG12	32:eA:97:VAL:O	2.12	0.49
32:kA:97:VAL:O	32:kA:97:VAL:HG12	2.12	0.49
4:aB:61:LEU:CD2	4:aB:62:TYR:CD1	2.94	0.49
31:dC:148:VAL:CG1	33:mC:201:CYC:HMB2	2.42	0.49
9:dD:111:TRP:HZ2	9:dD:170:ALA:HB3	1.77	0.49
13:iE:30:ARG:N	13:iE:30:ARG:HD2	2.22	0.49
4:aF:131:GLN:OE1	29:gF:15:THR:HG21	2.13	0.49
3:bF:14:GLU:OE1	3:bF:16:ARG:NH1	2.45	0.49
3:fF:87:TYR:HB3	33:fF:201:CYC:HBB3	1.94	0.49
29:gF:142:VAL:HG12	29:gF:149:VAL:CG2	2.33	0.49
31:bH:95:VAL:HG21	31:bH:154:LEU:HD21	1.93	0.49
32:iH:150:PRO:O	32:iH:150:PRO:CD	2.59	0.49
32:mH:97:VAL:O	32:mH:97:VAL:HG12	2.12	0.49
31:dI:95:VAL:HG21	31:dI:154:LEU:HD21	1.94	0.49
33:mI:201:CYC:HMA3	33:mI:201:CYC:HBA2	1.94	0.49
31:bJ:56:ALA:HB2	31:bJ:88:ILE:CD1	2.42	0.49
32:cJ:151:GLY:HA3	33:cJ:202:CYC:HMD1	1.87	0.49
32:kJ:34:SER:O	32:kJ:38:LEU:HG	2.12	0.49
4:aK:131:GLN:OE1	29:gK:15:THR:HG21	2.13	0.49
4:jK:15:GLN:HB3	4:jK:17:LYS:HE3	1.93	0.49
1:BA:209:GLN:NE2	1:BA:209:GLN:N	2.59	0.49
2:CB:171:LEU:CD2	2:CB:235:PHE:HE2	2.22	0.49
2:CB:472:ILE:CD1	4:cK:115:THR:CB	2.88	0.49
2:CB:728:LYS:HG2	2:CB:728:LYS:O	2.13	0.49
2:CB:883:PHE:O	2:CB:886:THR:OG1	2.31	0.49
4:TB:83:ARG:NH2	4:TB:84:ASP:OD1	2.46	0.49
3:ZB:27:LYS:NZ	4:aB:35:GLU:O	2.45	0.49
6:AD:300:PHE:HA	8:CD:390:SER:HB2	1.95	0.49
36:BD:612:CLA:H18	43:BD:616:BCR:H312	1.94	0.49
10:ED:40:THR:O	20:RD:4:ARG:NH1	2.46	0.49
15:KD:10:LEU:N	15:KD:11:PRO:CD	2.75	0.49
36:AE:405:CLA:H101	36:DE:406:CLA:H161	1.94	0.49
7:BE:391:SER:HB3	7:BE:394:GLN:HE21	1.76	0.49
8:CE:311:LEU:N	8:CE:311:LEU:HD23	2.27	0.49
3:JF:65:VAL:HG21	33:JF:201:CYC:C2C	2.42	0.49
3:IG:134:LYS:CG	3:IG:153:PHE:CG	2.69	0.49
4:OG:65:ILE:HA	4:OG:70:GLY:HA3	1.94	0.49

Continued on next page...

Continued from previous page...

Atom-1	Atom-2	Interatomic distance (Å)	Clash overlap (Å)
3:RG:53:GLU:HG2	3:RG:136:VAL:HG21	1.95	0.49
1:BI:235:VAL:HG12	3:V4:86:ASP:OD2	2.13	0.49
1:BJ:237:ARG:NH2	1:BJ:237:ARG:CA	2.72	0.49
4:IK:54:GLU:HG3	4:IK:136:VAL:HG21	1.93	0.49
3:AL:25:ARG:HD3	3:IL:25:ARG:HA	1.95	0.49
3:KL:69:GLY:N	3:KL:73:TYR:OH	2.44	0.49
3:RL:53:GLU:HG2	3:RL:136:VAL:HG21	1.94	0.49
6:A1:209:ALA:HB2	9:D1:204:ILE:HG23	1.94	0.49
7:B1:73:GLN:CG	7:B1:88:PRO:CA	2.91	0.49
8:C1:226:TRP:CH2	40:C1:520:LMT:H101	2.47	0.49
13:I1:4:LEU:HD11	40:b1:602:LMT:H72	1.95	0.49
8:c1:215:ASP:HA	8:c1:282:THR:HG21	1.94	0.49
31:b2:106:PRO:CD	31:b2:107:MET:H	2.08	0.49
31:d2:84:CYS:HA	33:d2:201:CYC:HAC1	1.92	0.49
32:e2:116:THR:HG21	1:B2:13:SER:CB	2.41	0.49
33:e2:202:CYC:HC	33:e2:202:CYC:HMD2	1.77	0.49
33:e2:202:CYC:HBA2	33:e2:202:CYC:HMA3	1.94	0.49
32:g2:89:ILE:O	32:g2:93:VAL:HG23	2.12	0.49
31:j2:84:CYS:HA	33:j2:201:CYC:HAC1	1.92	0.49
33:g3:201:CYC:CMD	33:g3:201:CYC:HC	2.25	0.49
3:o4:83:ARG:CG	3:o4:83:ARG:HH11	2.25	0.49
1:B5:239:ALA:HB2	4:1L:62:TYR:C	2.37	0.49
31:j5:84:CYS:HA	33:j5:201:CYC:HAC1	1.92	0.49
32:m5:89:ILE:O	32:m5:93:VAL:HG23	2.12	0.49
33:m5:201:CYC:HMD2	33:m5:201:CYC:HC	1.77	0.49
31:d6:116:ASP:CB	1:B6:2:VAL:HG23	2.42	0.49
32:k6:34:SER:O	32:k6:38:LEU:HG	2.12	0.49
1:B6:212:GLN:N	1:B6:212:GLN:CD	2.71	0.49
32:c7:97:VAL:HG12	32:c7:97:VAL:O	2.12	0.49
31:d7:56:ALA:HB2	31:d7:88:ILE:CD1	2.42	0.49
31:d7:148:VAL:CG1	33:m7:201:CYC:CMB	2.83	0.49
32:c8:89:ILE:O	32:c8:93:VAL:HG23	2.12	0.49
33:e8:202:CYC:HC	33:e8:202:CYC:HMD2	1.77	0.49
31:f8:31:PHE:HE2	32:g8:38:LEU:HD11	1.78	0.49
32:g8:89:ILE:O	32:g8:93:VAL:HG23	2.12	0.49
32:g8:97:VAL:HG12	32:g8:97:VAL:O	2.12	0.49
31:h8:56:ALA:HB2	31:h8:88:ILE:CD1	2.41	0.49
32:k8:34:SER:O	32:k8:38:LEU:HG	2.12	0.49
32:k8:106:GLU:HG2	32:k8:110:LEU:HD12	1.95	0.49
32:m8:89:ILE:O	32:m8:93:VAL:HG23	2.12	0.49
33:m8:201:CYC:HMD2	33:m8:201:CYC:HC	1.77	0.49

Continued on next page...

Continued from previous page...

Atom-1	Atom-2	Interatomic distance (Å)	Clash overlap (Å)
32:g9:87:GLU:O	32:g9:91:ARG:HG3	2.11	0.49
31:h9:84:CYS:HA	33:h9:201:CYC:HAC1	1.92	0.49
31:l9:56:ALA:HB2	31:l9:88:ILE:CD1	2.42	0.49
31:l9:91:TYR:CE2	31:l9:129:TYR:HD1	2.25	0.49
1:B9:203:VAL:CG2	3:oB:73:TYR:CE2	2.95	0.49
33:eA:202:CYC:NB	33:eA:202:CYC:CMA	2.73	0.49
32:gA:97:VAL:O	32:gA:97:VAL:HG12	2.12	0.49
31:jA:24:ILE:HD13	32:kA:42:ASN:HD21	1.78	0.49
32:kA:64:PRO:HD2	32:kA:65:GLN:H	1.78	0.49
3:qB:89:LEU:HA	3:qB:92:ILE:HD12	1.94	0.49
3:yB:64:ASP:HB2	3:bK:60:GLN:HE22	1.76	0.49
31:bC:95:VAL:HG21	31:bC:154:LEU:HD21	1.93	0.49
33:cC:202:CYC:HMA3	33:cC:202:CYC:HBA2	1.95	0.49
32:eC:151:GLY:CA	33:eC:202:CYC:CMD	2.85	0.49
33:eC:202:CYC:CMD	33:eC:202:CYC:HC	2.24	0.49
33:eC:202:CYC:HC	33:eC:202:CYC:HMD2	1.78	0.49
32:mC:89:ILE:O	32:mC:93:VAL:HG23	2.12	0.49
7:bD:461:LEU:HD12	36:bD:613:CLA:H102	1.93	0.49
15:kD:11:PRO:HG2	15:kD:14:TYR:HB2	1.95	0.49
24:vD:64:GLN:O	24:vD:72:LYS:NZ	2.45	0.49
7:bE:174:LEU:HD23	7:bE:308:LYS:HD2	1.93	0.49
7:bE:461:LEU:HD12	36:bE:613:CLA:H102	1.93	0.49
7:bE:479:PHE:O	9:dE:139:ARG:NH2	2.45	0.49
10:eE:67:THR:HG1	10:eE:75:GLN:CD	2.17	0.49
27:zE:33:TRP:CD1	27:zE:33:TRP:C	2.86	0.49
4:aF:65:ILE:HG22	4:aF:72:MET:HB2	1.94	0.49
4:eF:109:LEU:HD21	4:eF:159:GLY:HA3	1.94	0.49
3:6G:80:THR:HG21	33:6G:201:CYC:C4D	2.37	0.49
31:dH:56:ALA:HB2	31:dH:88:ILE:CD1	2.42	0.49
33:jH:202:CYC:HMD2	33:jH:202:CYC:HC	1.77	0.49
31:lH:95:VAL:HG21	31:lH:154:LEU:HD21	1.93	0.49
32:gI:89:ILE:O	32:gI:93:VAL:HG23	2.12	0.49
32:iI:97:VAL:O	32:iI:97:VAL:HG12	2.12	0.49
33:mI:201:CYC:CMD	33:mI:201:CYC:HC	2.24	0.49
31:bJ:95:VAL:HG21	31:bJ:154:LEU:HD21	1.93	0.49
32:mJ:3:ASP:N	32:mJ:6:THR:OG1	2.38	0.49
3:9K:142:SER:OG	3:9K:143:GLY:N	2.45	0.49
4:5L:63:SER:OG	4:5L:64:ASP:N	2.45	0.49
3:OB:98:ALA:HB3	3:OB:103:PRO:HG3	1.94	0.49
7:BD:11:VAL:HG13	7:BD:12:VAL:HG23	1.95	0.49
7:BD:73:GLN:CG	7:BD:88:PRO:CA	2.91	0.49

Continued on next page...

Continued from previous page...

Atom-1	Atom-2	Interatomic distance (Å)	Clash overlap (Å)
8:CD:311:LEU:N	8:CD:311:LEU:HD23	2.27	0.49
9:DD:122:LEU:HB3	9:DD:150:ILE:HD13	1.95	0.49
15:KD:10:LEU:CD1	15:KD:11:PRO:CG	2.89	0.49
6:AE:85:SER:HA	6:AE:109:GLY:HA3	1.93	0.49
7:BE:11:VAL:HG13	7:BE:12:VAL:HG23	1.95	0.49
7:BE:257:TRP:NE1	9:DE:163:GLY:O	2.45	0.49
8:CE:305:LEU:HD11	8:CE:315:ILE:HG13	1.94	0.49
9:DE:101:PHE:O	9:DE:101:PHE:CG	2.65	0.49
4:MF:121:VAL:HG22	33:MF:201:CYC:C3D	2.07	0.49
3:XF:83:ARG:NE	3:XF:87:TYR:CE2	2.81	0.49
3:ZF:80:THR:O	3:ZF:84:ASP:N	2.46	0.49
3:AG:2:SER:N	3:AG:102:THR:OG1	2.40	0.49
3:AG:21:GLY:HA3	3:IG:100:ASP:CG	2.38	0.49
4:HG:110:ASN:HB3	2:B4:467:ILE:HG22	1.94	0.49
33:HG:201:CYC:HAB2	2:B4:468:GLN:HG3	1.94	0.49
3:IG:30:VAL:HG12	3:IG:30:VAL:O	2.11	0.49
1:BJ:237:ARG:HH21	1:BJ:237:ARG:HG2	1.77	0.49
28:EK:117:PHE:CA	28:EK:119:THR:HG23	2.42	0.49
28:EK:140:PHE:CG	3:ZK:83:ARG:CB	2.95	0.49
3:AL:116:TYR:HD1	3:AL:121:THR:HB	1.78	0.49
28:BL:130:ARG:CG	4:JL:57:ALA:HB1	2.27	0.49
3:IL:58:LEU:HD21	3:IL:132:ALA:CB	2.34	0.49
3:IL:58:LEU:CD2	3:IL:132:ALA:HB3	2.34	0.49
29:QL:142:VAL:CG1	29:QL:147:ILE:HB	2.43	0.49
9:D1:122:LEU:HB3	9:D1:150:ILE:HD13	1.95	0.49
8:c1:263:LEU:HD13	8:c1:428:HIS:H	1.70	0.49
8:c1:266:LEU:C	8:c1:266:LEU:CD1	2.85	0.49
9:d1:136:VAL:HG23	9:d1:138:ILE:HB	1.93	0.49
25:x1:6:MET:HA	25:x1:9:PHE:HB2	1.94	0.49
31:d2:95:VAL:HG21	31:d2:154:LEU:HD21	1.93	0.49
32:e2:97:VAL:O	32:e2:97:VAL:HG12	2.12	0.49
31:j2:56:ALA:HB2	31:j2:88:ILE:CD1	2.41	0.49
33:m2:201:CYC:HBA2	33:m2:201:CYC:HMA3	1.95	0.49
1:B2:199:TRP:CZ3	1:B2:201:THR:HA	2.47	0.49
32:i3:3:ASP:N	32:i3:6:THR:OG1	2.38	0.49
31:j3:95:VAL:HG21	31:j3:154:LEU:HD21	1.93	0.49
32:k3:64:PRO:HD2	32:k3:65:GLN:H	1.78	0.49
4:v4:39:ARG:O	4:v4:42:THR:OG1	2.30	0.49
2:B4:120:ARG:CD	2:B4:120:ARG:C	2.85	0.49
2:B4:174:THR:HA	2:B4:186:ILE:HD11	1.93	0.49
31:d5:56:ALA:HB2	31:d5:88:ILE:CD1	2.42	0.49

Continued on next page...

Continued from previous page...

Atom-1	Atom-2	Interatomic distance (Å)	Clash overlap (Å)
32:e5:106:GLU:HG2	32:e5:110:LEU:HD12	1.94	0.49
33:i5:201:CYC:HMD2	33:i5:201:CYC:HC	1.78	0.49
31:f6:31:PHE:HE2	32:g6:38:LEU:HD11	1.78	0.49
32:i6:97:VAL:O	32:i6:97:VAL:HG12	2.12	0.49
32:k6:89:ILE:O	32:k6:93:VAL:HG23	2.11	0.49
32:k6:97:VAL:O	32:k6:97:VAL:HG12	2.12	0.49
31:d7:95:VAL:HG21	31:d7:154:LEU:HD21	1.93	0.49
32:g7:59:LEU:HD23	32:g7:133:LYS:HD2	1.95	0.49
32:g7:97:VAL:HG12	32:g7:97:VAL:O	2.12	0.49
32:i7:64:PRO:HD2	32:i7:65:GLN:H	1.78	0.49
33:j7:202:CYC:HMD2	33:j7:202:CYC:HC	1.77	0.49
32:k7:82:CYS:HG	33:k7:201:CYC:CAC	2.22	0.49
1:B7:220:ASN:HB2	1:B7:222:LEU:HD23	1.92	0.49
31:f8:56:ALA:HB2	31:f8:88:ILE:CD1	2.42	0.49
33:m9:201:CYC:HMD2	33:m9:201:CYC:HC	1.77	0.49
32:iA:40:SER:HB2	32:iA:142:VAL:HG11	1.94	0.49
33:iA:201:CYC:HMD2	33:iA:201:CYC:HC	1.77	0.49
32:mA:89:ILE:O	32:mA:93:VAL:HG23	2.12	0.49
32:iC:40:SER:HB2	32:iC:142:VAL:HG11	1.93	0.49
33:iC:201:CYC:HMA3	33:iC:201:CYC:HBA2	1.95	0.49
7:bD:74:SER:HB2	7:bD:93:PHE:HD2	1.77	0.49
10:eD:67:THR:OG1	10:eD:75:GLN:OE1	2.28	0.49
36:bE:612:CLA:H8	36:bE:613:CLA:HAB	1.95	0.49
18:oE:118:ASP:OD1	18:oE:118:ASP:N	2.43	0.49
3:dF:21:GLY:HA3	3:iF:100:ASP:HA	1.93	0.49
3:dF:67:SER:O	3:dF:73:TYR:OH	2.27	0.49
33:cI:202:CYC:HMA3	33:cI:202:CYC:HBA2	1.95	0.49
32:eI:89:ILE:O	32:eI:93:VAL:HG23	2.12	0.49
32:kI:89:ILE:O	32:kI:93:VAL:HG23	2.12	0.49
32:eJ:97:VAL:O	32:eJ:97:VAL:HG12	2.12	0.49
33:jJ:202:CYC:CMD	33:jJ:202:CYC:HC	2.24	0.49
32:mJ:89:ILE:O	32:mJ:93:VAL:HG23	2.12	0.49
33:mJ:201:CYC:HMD2	33:mJ:201:CYC:HC	1.77	0.49
3:6L:113:ARG:NH1	3:6L:160:MET:O	2.45	0.49
1:BA:48:TRP:CZ2	31:fA:16:GLY:HA3	2.47	0.49
2:BB:114:ILE:C	2:BB:114:ILE:CD1	2.85	0.49
2:CB:496:ILE:HG12	4:aK:119:LEU:HD11	1.95	0.49
8:CD:13:ARG:HB3	36:CD:513:CLA:OBD	2.11	0.49
9:DD:101:PHE:O	9:DD:101:PHE:CG	2.65	0.49
6:AE:264:SER:OG	6:AE:265:PHE:N	2.46	0.49
7:BE:73:GLN:CD	7:BE:84:VAL:CG1	2.79	0.49

Continued on next page...

Continued from previous page...

Atom-1	Atom-2	Interatomic distance (Å)	Clash overlap (Å)
8:CE:317:SER:HA	18:OE:131:PHE:CE1	2.46	0.49
9:DE:122:LEU:HB3	9:DE:150:ILE:HD13	1.95	0.49
28:EF:140:PHE:CG	3:ZF:83:ARG:CB	2.95	0.49
3:NG:113:ARG:NH2	3:NG:161:SER:O	2.46	0.49
28:EK:132:ARG:HG2	3:ZK:76:GLU:HG2	1.95	0.49
3:JK:80:THR:OG1	33:JK:201:CYC:C2D	2.58	0.49
4:YK:121:VAL:CG1	33:YK:201:CYC:HC	2.26	0.49
3:ZK:87:TYR:HB3	33:ZK:201:CYC:HBB3	1.94	0.49
29:QL:47:ASN:N	29:QL:47:ASN:OD1	2.43	0.49
7:B1:208:VAL:HA	7:B1:211:ILE:HG22	1.93	0.49
7:B1:289:GLN:HA	7:B1:292:ILE:HG12	1.94	0.49
8:C1:333:THR:HG21	18:O1:41:THR:HA	1.94	0.49
9:D1:29:PHE:O	9:D1:128:ARG:NH1	2.41	0.49
9:D1:100:ASP:N	9:D1:100:ASP:OD1	2.45	0.49
9:D1:102:THR:HG22	10:E1:46:ALA:O	2.13	0.49
10:E1:40:THR:O	20:R1:4:ARG:NH1	2.46	0.49
25:X1:6:MET:HA	25:X1:9:PHE:HB2	1.94	0.49
7:b1:461:LEU:HD12	36:b1:613:CLA:H102	1.93	0.49
8:c1:259:LEU:CD1	36:c1:510:CLA:C4C	2.91	0.49
8:c1:305:LEU:CD1	8:c1:315:ILE:CG2	2.91	0.49
9:d1:111:TRP:HZ2	9:d1:170:ALA:HB3	1.77	0.49
25:x1:2:THR:HG22	25:x1:5:LEU:H	1.77	0.49
31:h2:95:VAL:O	31:h2:99:LEU:HG	2.13	0.49
32:k2:34:SER:O	32:k2:38:LEU:HG	2.12	0.49
1:B2:234:THR:HG23	1:B2:234:THR:O	2.11	0.49
31:h3:64:PRO:CD	31:h3:65:TYR:H	2.19	0.49
4:T4:83:ARG:NH2	4:T4:84:ASP:OD1	2.46	0.49
3:w4:12:ASP:OD2	4:x4:107:ARG:NH1	2.46	0.49
2:B4:84:PHE:CD1	2:B4:84:PHE:C	2.91	0.49
1:B5:229:SER:O	3:4L:82:LEU:HD13	2.12	0.49
33:g5:201:CYC:HMD2	33:g5:201:CYC:HC	1.77	0.49
31:b6:95:VAL:O	31:b6:99:LEU:HG	2.13	0.49
32:c6:3:ASP:N	32:c6:6:THR:OG1	2.38	0.49
32:e6:89:ILE:O	32:e6:93:VAL:HG23	2.12	0.49
32:e6:97:VAL:HG12	32:e6:97:VAL:O	2.12	0.49
33:j6:202:CYC:HMD1	32:k6:151:GLY:CA	2.41	0.49
31:l6:84:CYS:HA	33:l6:201:CYC:HAC1	1.92	0.49
31:l6:91:TYR:CE2	31:l6:129:TYR:HD1	2.25	0.49
31:l6:106:PRO:O	31:l6:110:TYR:CD2	2.54	0.49
1:B6:209:GLN:O	4:zB:58:LYS:CE	2.60	0.49
32:c7:14:THR:HB	1:B7:194:PHE:HA	1.95	0.49

Continued on next page...

Continued from previous page...

Atom-1	Atom-2	Interatomic distance (Å)	Clash overlap (Å)
33:g7:201:CYC:HMA3	33:g7:201:CYC:HBA2	1.95	0.49
32:k7:97:VAL:O	32:k7:97:VAL:HG12	2.12	0.49
1:B8:230:ARG:HD3	1:B8:233:ASN:CB	2.35	0.49
32:c8:76:SER:O	31:d8:118:ILE:HD11	2.13	0.49
31:d8:56:ALA:HB2	31:d8:88:ILE:CD1	2.42	0.49
32:g8:59:LEU:HD23	32:g8:133:LYS:HD2	1.95	0.49
32:g8:106:GLU:HG2	32:g8:110:LEU:HD12	1.95	0.49
32:i8:149:THR:O	33:i8:201:CYC:NC	2.45	0.49
33:i8:201:CYC:HMD2	33:i8:201:CYC:HC	1.77	0.49
33:m9:201:CYC:HMA3	33:m9:201:CYC:HBA2	1.95	0.49
32:eA:106:GLU:HG2	32:eA:110:LEU:HD12	1.95	0.49
31:hA:95:VAL:O	31:hA:99:LEU:HG	2.13	0.49
32:iA:97:VAL:O	32:iA:97:VAL:HG12	2.12	0.49
3:uB:113:ARG:NH2	3:uB:159:ALA:O	2.44	0.49
31:dC:64:PRO:CD	31:dC:65:TYR:H	2.19	0.49
33:gC:302:CYC:HMA3	33:gC:302:CYC:HBA2	1.95	0.49
8:cD:259:LEU:CD1	8:cD:259:LEU:N	2.73	0.49
8:cD:372:GLN:HG2	19:qD:81:THR:HG21	1.93	0.49
8:cE:206:GLY:HA2	44:cE:516:DGD:HD2	1.93	0.49
9:dE:96:GLU:C	9:dE:96:GLU:CD	2.80	0.49
9:dE:300:SER:OG	9:dE:301:GLN:N	2.46	0.49
22:tE:26:PRO:HB2	22:tE:28:ARG:HE	1.77	0.49
27:zE:37:LYS:N	27:zE:38:PRO:CD	2.76	0.49
33:mH:201:CYC:HBA2	33:mH:201:CYC:HMA3	1.95	0.49
31:bI:56:ALA:HB2	31:bI:88:ILE:CD1	2.42	0.49
33:cI:202:CYC:HC	33:cI:202:CYC:HMD2	1.77	0.49
33:eI:202:CYC:HC	33:eI:202:CYC:HMD2	1.78	0.49
33:jI:202:CYC:HMD2	33:jI:202:CYC:HC	1.77	0.49
33:gJ:201:CYC:HMD2	33:gJ:201:CYC:HC	1.77	0.49
33:jJ:202:CYC:HMD2	33:jJ:202:CYC:HC	1.77	0.49
31:lJ:24:ILE:CG2	33:mJ:201:CYC:HBB2	2.36	0.49
3:dK:21:GLY:HA3	3:iK:100:ASP:HA	1.93	0.49
30:mK:40:VAL:CG1	30:mK:97:LEU:HD21	2.40	0.49
3:XB:60:GLN:HG2	1:B9:197:VAL:HG23	1.89	0.49
7:BD:40:TYR:HB2	39:tD:101:LMG:H312	1.95	0.49
7:BD:391:SER:HB3	7:BD:394:GLN:HE21	1.76	0.49
8:CD:192:ASN:CA	40:CD:521:LMT:O5'	2.42	0.49
8:CD:317:SER:HA	18:OD:131:PHE:CE1	2.46	0.49
9:DD:45:ILE:CD1	45:DD:401:PHO:C14	2.87	0.49
9:DD:103:ARG:NH1	10:ED:77:GLN:HE22	2.09	0.49
7:BE:40:TYR:HB2	39:tE:101:LMG:H312	1.95	0.49

Continued on next page...

Continued from previous page...

Atom-1	Atom-2	Interatomic distance (Å)	Clash overlap (Å)
7:BE:413:ASP:OD1	7:BE:413:ASP:N	2.43	0.49
8:CE:14:ASP:OD2	8:CE:16:GLU:CD	2.56	0.49
8:CE:348:PHE:O	8:CE:357:ARG:NH2	2.44	0.49
28:EF:119:THR:O	4:hF:151:ILE:CD1	2.58	0.49
28:EF:132:ARG:HG2	3:ZF:76:GLU:HG2	1.95	0.49
29:QG:142:VAL:CG1	29:QG:147:ILE:HB	2.43	0.49
1:BH:237:ARG:HH21	1:BH:237:ARG:HG2	1.77	0.49
1:BH:240:LEU:N	1:BH:240:LEU:CD1	2.74	0.49
1:BI:184:TYR:CE1	1:BI:189:ARG:CB	2.85	0.49
4:YK:75:THR:CG2	3:ZK:111:GLY:H	2.22	0.49
3:ZK:80:THR:O	3:ZK:84:ASP:N	2.45	0.49
28:BL:136:ASN:HD21	29:QL:65:GLU:CG	2.23	0.49
3:NL:82:LEU:HD11	1:B5:200:GLN:HG2	1.94	0.49
4:OL:33:THR:OG1	4:OL:37:ARG:NH2	2.46	0.49
29:QL:155:GLN:C	29:QL:157:PHE:N	2.63	0.49
7:B1:11:VAL:HG13	7:B1:12:VAL:HG23	1.94	0.49
25:X1:2:THR:HG22	25:X1:5:LEU:H	1.77	0.49
7:b1:11:VAL:HG13	7:b1:12:VAL:HG23	1.95	0.49
32:c2:106:GLU:HG2	32:c2:110:LEU:HD12	1.95	0.49
31:d2:116:ASP:CB	1:B2:2:VAL:HG23	2.42	0.49
32:i2:59:LEU:CD1	32:i2:130:GLY:CA	2.90	0.49
33:i2:201:CYC:CMD	33:i2:201:CYC:HC	2.24	0.49
32:c3:76:SER:O	31:d3:118:ILE:HD11	2.13	0.49
31:d3:56:ALA:HB2	31:d3:88:ILE:CD1	2.42	0.49
31:h3:95:VAL:O	31:h3:99:LEU:HG	2.13	0.49
32:i3:64:PRO:HD2	32:i3:65:GLN:H	1.78	0.49
33:j3:202:CYC:NB	33:j3:202:CYC:CMA	2.72	0.49
4:a4:108:VAL:HG23	33:a4:201:CYC:HMB1	1.93	0.49
3:S4:99:GLY:O	3:S4:152:TYR:OH	2.30	0.49
1:B5:237:ARG:HH21	1:B5:237:ARG:HG2	1.77	0.49
1:B5:239:ALA:O	4:1L:63:SER:CA	2.61	0.49
33:g5:201:CYC:HMA3	33:g5:201:CYC:HBA2	1.94	0.49
31:h5:95:VAL:O	31:h5:99:LEU:HG	2.13	0.49
33:e6:202:CYC:HMA3	33:e6:202:CYC:HBA2	1.95	0.49
31:h6:84:CYS:HA	33:h6:201:CYC:HAC1	1.92	0.49
32:i6:59:LEU:HD23	32:i6:133:LYS:HD2	1.95	0.49
33:j6:202:CYC:CMD	33:j6:202:CYC:HC	2.24	0.49
33:m6:201:CYC:HMA3	33:m6:201:CYC:HBA2	1.94	0.49
31:f7:95:VAL:HG21	31:f7:154:LEU:HD21	1.94	0.49
33:m7:201:CYC:HMD2	33:m7:201:CYC:HC	1.77	0.49
32:i8:3:ASP:N	32:i8:6:THR:OG1	2.38	0.49

Continued on next page...

Continued from previous page...

Atom-1	Atom-2	Interatomic distance (Å)	Clash overlap (Å)
32:e9:89:ILE:O	32:e9:93:VAL:HG23	2.12	0.49
32:i9:97:VAL:HG12	32:i9:97:VAL:O	2.12	0.49
33:j9:202:CYC:CMD	33:j9:202:CYC:HC	2.24	0.49
1:B9:206:PHE:HE1	3:oB:76:GLU:CB	2.25	0.49
33:cA:202:CYC:HAB2	31:hA:149:GLU:HG2	1.95	0.49
32:eA:64:PRO:HD2	32:eA:65:GLN:H	1.78	0.49
33:mA:201:CYC:HMD2	33:mA:201:CYC:HC	1.77	0.49
3:qB:24:ASP:N	3:qB:24:ASP:OD1	2.44	0.49
32:cC:97:VAL:O	32:cC:97:VAL:HG12	2.12	0.49
33:cC:202:CYC:HAB2	31:hC:149:GLU:CD	2.37	0.49
33:cC:202:CYC:HAB2	31:hC:149:GLU:HG2	1.95	0.49
32:eC:59:LEU:HD23	32:eC:133:LYS:HD2	1.95	0.49
31:fC:95:VAL:HG21	31:fC:154:LEU:HD21	1.94	0.49
33:gC:302:CYC:HMD2	33:gC:302:CYC:HC	1.77	0.49
32:iC:64:PRO:HD2	32:iC:65:GLN:H	1.78	0.49
31:lC:91:TYR:CE2	31:lC:129:TYR:HD1	2.25	0.49
6:aD:97:TRP:CB	13:iD:5:LYS:CB	2.90	0.49
6:aD:140:ARG:O	9:dD:220:ASN:ND2	2.39	0.49
7:bD:222:PRO:HG3	12:hD:26:GLY:HA3	1.95	0.49
10:eD:67:THR:HG1	10:eD:75:GLN:CD	2.18	0.49
6:aE:205:VAL:O	6:aE:209:ALA:N	2.45	0.49
6:aE:238:ARG:HH21	22:tE:28:ARG:HB2	1.78	0.49
7:bE:87:ASN:N	7:bE:88:PRO:CD	2.75	0.49
36:bE:613:CLA:H18	43:bE:617:BCR:H312	1.94	0.49
14:jE:29:TYR:HA	39:jE:102:LMG:H291	1.95	0.49
29:gF:40:ALA:O	29:gF:44:ILE:HG13	2.13	0.49
3:iF:113:ARG:NH2	3:iF:159:ALA:O	2.46	0.49
32:cH:106:GLU:HG2	32:cH:110:LEU:HD12	1.94	0.49
33:cH:202:CYC:HAB2	31:hH:149:GLU:CD	2.37	0.49
32:kH:82:CYS:HG	33:kH:201:CYC:HAC1	1.78	0.49
31:lH:95:VAL:O	31:lH:99:LEU:HG	2.13	0.49
32:mH:89:ILE:O	32:mH:93:VAL:HG23	2.12	0.49
33:gI:302:CYC:HMA3	33:gI:302:CYC:HBA2	1.95	0.49
31:lI:106:PRO:CD	31:lI:107:MET:H	2.08	0.49
32:gJ:97:VAL:O	32:gJ:97:VAL:HG12	2.12	0.49
5:2L:4:PHE:HB3	5:2L:55:LEU:HD12	1.95	0.49
4:7L:144:ASP:N	4:7L:144:ASP:OD1	2.43	0.49
1:BA:214:LYS:H	1:BA:214:LYS:CD	2.13	0.49
1:BA:230:ARG:HH22	32:c6:14:THR:CG2	2.25	0.49
2:BB:468:GLN:HG3	33:HL:201:CYC:HAB2	1.95	0.49
2:CB:701:ASP:OD2	4:cK:15:GLN:CD	2.51	0.49

Continued on next page...

Continued from previous page...

Atom-1	Atom-2	Interatomic distance (Å)	Clash overlap (Å)
3:QB:113:ARG:NH2	3:QB:160:MET:O	2.45	0.49
4:TB:63:SER:HA	1:B9:240:LEU:HD22	1.94	0.49
3:VB:100:ASP:N	3:VB:100:ASP:OD1	2.44	0.49
6:AD:85:SER:HA	6:AD:109:GLY:HA3	1.93	0.49
8:CD:14:ASP:OD2	8:CD:16:GLU:CD	2.56	0.49
13:ID:4:LEU:HD11	40:bD:602:LMT:H72	1.95	0.49
6:AE:300:PHE:HA	8:CE:390:SER:HB2	1.95	0.49
38:AE:407:SQD:H223	45:DE:403:PHO:H62	1.95	0.49
36:BE:611:CLA:H8	36:BE:612:CLA:HAB	1.94	0.49
10:EE:40:THR:O	20:RE:4:ARG:NH1	2.46	0.49
11:FE:30:VAL:HA	11:FE:33:LEU:HB2	1.94	0.49
17:ME:11:SER:O	17:ME:11:SER:OG	2.26	0.49
3:IG:50:ILE:CG2	3:IG:133:MET:CE	2.89	0.49
3:IG:70:GLY:C	3:IG:73:TYR:CD2	2.84	0.49
4:MG:83:ARG:NH2	33:MG:201:CYC:O2A	2.45	0.49
3:NG:73:TYR:CZ	1:BJ:194:PHE:CE1	3.01	0.49
4:OG:33:THR:OG1	4:OG:37:ARG:NH2	2.46	0.49
4:YK:119:LEU:CD1	33:YK:201:CYC:CHA	2.91	0.49
3:AL:71:ASN:ND2	3:AL:119:LEU:O	2.43	0.49
3:AL:113:ARG:NH1	3:AL:160:MET:O	2.45	0.49
3:AL:149:ALA:O	3:AL:153:PHE:N	2.45	0.49
4:LL:6:THR:HA	4:LL:9:ILE:HG12	1.94	0.49
30:VL:113:LYS:NZ	30:VL:159:ALA:O	2.43	0.49
9:D1:90:LEU:HD12	9:D1:96:GLU:HB2	1.94	0.49
18:O1:229:SER:HB2	18:oD:55:ARG:HH12	1.66	0.49
7:b1:161:LEU:HD11	8:cD:193:PRO:HD3	1.93	0.49
7:b1:208:VAL:HA	7:b1:211:ILE:HG22	1.93	0.49
9:d1:122:LEU:HB3	9:d1:150:ILE:HD13	1.95	0.49
15:k1:11:PRO:HG2	15:k1:14:TYR:HB2	1.95	0.49
17:m1:32:ARG:CZ	17:m1:32:ARG:CB	2.85	0.49
32:e2:106:GLU:HG2	32:e2:110:LEU:HD12	1.95	0.49
32:i2:151:GLY:CA	33:i2:201:CYC:HMD2	2.40	0.49
31:l2:24:ILE:CG2	33:m2:201:CYC:HBB2	2.36	0.49
31:b3:2:LYS:HZ1	31:h3:15:GLN:CB	2.26	0.49
32:c3:106:GLU:HG2	32:c3:110:LEU:HD12	1.94	0.49
32:e3:97:VAL:O	32:e3:97:VAL:HG12	2.12	0.49
1:B3:220:ASN:HD22	1:B3:221:PHE:H	1.61	0.49
1:B3:224:MET:C	1:B3:224:MET:CE	2.85	0.49
1:B3:239:ALA:HB1	4:W4:62:TYR:CG	2.44	0.49
2:C4:492:ARG:NH2	4:aF:91:TYR:OH	2.43	0.49
2:C4:728:LYS:HG2	2:C4:728:LYS:O	2.13	0.49

Continued on next page...

Continued from previous page...

Atom-1	Atom-2	Interatomic distance (Å)	Clash overlap (Å)
31:b5:84:CYS:SG	31:b5:85:ALA:N	2.86	0.49
33:e5:202:CYC:HMA3	33:e5:202:CYC:HBA2	1.94	0.49
31:l5:95:VAL:HG21	31:l5:154:LEU:HD21	1.93	0.49
32:c6:97:VAL:HG12	32:c6:97:VAL:O	2.12	0.49
32:i6:75:THR:HG1	32:i6:78:ARG:CG	2.25	0.49
32:k6:59:LEU:HD23	32:k6:133:LYS:HD2	1.95	0.49
32:k6:116:THR:O	32:k6:120:LEU:HG	2.13	0.49
1:B6:237:ARG:CD	1:B6:237:ARG:C	2.86	0.49
31:b7:95:VAL:O	31:b7:99:LEU:HG	2.13	0.49
32:c7:3:ASP:N	32:c7:6:THR:OG1	2.38	0.49
31:h8:95:VAL:O	31:h8:99:LEU:HG	2.13	0.49
32:i8:75:THR:HG1	32:i8:78:ARG:CG	2.25	0.49
32:k8:59:LEU:HD23	32:k8:133:LYS:HD2	1.95	0.49
32:e9:151:GLY:CA	33:e9:202:CYC:CMD	2.85	0.49
33:e9:202:CYC:HC	33:e9:202:CYC:HMD2	1.77	0.49
31:f9:31:PHE:HE2	32:g9:38:LEU:HD11	1.78	0.49
33:g9:201:CYC:HMD2	33:g9:201:CYC:HC	1.77	0.49
32:m9:59:LEU:CD1	32:m9:130:GLY:CA	2.90	0.49
32:cA:76:SER:O	31:dA:118:ILE:HD11	2.13	0.49
32:mA:116:THR:O	32:mA:120:LEU:HG	2.13	0.49
4:xB:73:TYR:CE2	4:xB:74:THR:HG22	2.47	0.49
32:cC:76:SER:O	31:dC:118:ILE:HD11	2.13	0.49
31:dC:56:ALA:HB2	31:dC:88:ILE:CD1	2.42	0.49
32:gC:89:ILE:O	32:gC:93:VAL:HG23	2.12	0.49
32:iC:59:LEU:CD1	32:iC:130:GLY:CA	2.90	0.49
32:kC:64:PRO:HD2	32:kC:65:GLN:H	1.78	0.49
8:cD:305:LEU:CD1	8:cD:315:ILE:CG2	2.91	0.49
9:dD:113:PHE:C	9:dD:113:PHE:CD1	2.85	0.49
9:dD:300:SER:OG	9:dD:301:GLN:N	2.46	0.49
8:cE:117:ILE:HG22	27:zE:27:TYR:HD2	1.78	0.49
8:cE:215:ASP:HA	8:cE:282:THR:HG21	1.94	0.49
8:cE:263:LEU:HD11	8:cE:424:PHE:O	2.13	0.49
31:fH:31:PHE:HE2	32:gH:38:LEU:HD11	1.78	0.49
32:gI:35:ASN:O	32:gI:38:LEU:HB2	2.13	0.49
31:hI:52:ILE:HG12	31:hI:92:LEU:CD1	2.28	0.49
32:iI:155:ALA:C	32:iI:158:SER:OG	2.53	0.49
32:eJ:59:LEU:HD23	32:eJ:133:LYS:HD2	1.95	0.49
33:gJ:201:CYC:CMD	33:gJ:201:CYC:HC	2.24	0.49
31:lJ:84:CYS:HA	33:lJ:201:CYC:HAC1	1.92	0.49
31:lJ:95:VAL:O	31:lJ:99:LEU:HG	2.13	0.49
4:aK:2:GLN:HE21	29:gK:167:THR:CG2	2.26	0.49

Continued on next page...

Continued from previous page...

Atom-1	Atom-2	Interatomic distance (Å)	Clash overlap (Å)
2:CB:154:ARG:O	8:cD:10:LEU:HD23	2.09	0.49
2:CB:578:GLN:HE21	2:CB:599:LEU:HD12	1.78	0.49
3:VB:86:ASP:OD2	1:B6:235:VAL:HG12	2.13	0.49
6:AD:264:SER:OG	6:AD:265:PHE:N	2.46	0.49
7:BD:413:ASP:OD1	7:BD:413:ASP:N	2.43	0.49
8:CD:122:ARG:CZ	27:ZD:33:TRP:CZ2	2.85	0.49
9:DD:102:THR:HG22	10:ED:46:ALA:O	2.13	0.49
8:CE:390:SER:N	8:CE:394:VAL:O	2.46	0.49
9:DE:84:SER:OG	10:EE:67:THR:O	2.31	0.49
9:DE:279:LEU:HD11	45:DE:401:PHO:HMC3	1.95	0.49
18:OE:169:ASP:OD1	18:OE:169:ASP:N	2.42	0.49
5:NF:14:THR:OG1	5:NF:15:ARG:N	2.45	0.49
4:YF:30:TYR:OH	4:YF:97:LEU:O	2.31	0.49
4:YF:119:LEU:CD1	33:YF:201:CYC:CHA	2.91	0.49
3:KG:154:ASP:N	3:KG:154:ASP:OD1	2.45	0.49
3:PG:41:GLU:CD	29:QG:24:ILE:HD13	2.34	0.49
1:BI:237:ARG:C	1:BI:237:ARG:CD	2.86	0.49
28:EK:123:LEU:HD21	4:YK:134:LYS:HZ1	1.74	0.49
4:WL:3:ASP:O	4:WL:7:SER:N	2.45	0.49
7:B1:40:TYR:HB2	39:t1:101:LMG:H312	1.95	0.49
8:C1:311:LEU:N	8:C1:311:LEU:HD23	2.27	0.49
9:D1:104:TRP:CD1	9:D1:104:TRP:C	2.85	0.49
36:I1:101:CLA:HAC1	43:I1:102:BCR:H14C	1.95	0.49
39:T1:101:LMG:H292	7:b1:40:TYR:HD1	1.78	0.49
6:a1:97:TRP:CB	13:i1:5:LYS:CB	2.90	0.49
8:c1:117:ILE:HG22	27:z1:27:TYR:HD2	1.78	0.49
9:d1:89:LEU:CA	9:d1:91:PHE:CE1	2.93	0.49
9:d1:98:GLN:CG	10:e1:73:LYS:HE2	2.42	0.49
31:b2:95:VAL:O	31:b2:99:LEU:HG	2.13	0.49
32:c2:76:SER:O	31:d2:118:ILE:HD11	2.13	0.49
33:c2:202:CYC:HAB2	31:h2:149:GLU:CD	2.37	0.49
33:c2:202:CYC:HC	33:c2:202:CYC:HMD2	1.77	0.49
32:g2:64:PRO:HD2	32:g2:65:GLN:H	1.78	0.49
31:j2:24:ILE:HD13	32:k2:42:ASN:HD21	1.78	0.49
31:j2:38:LEU:HD11	32:k2:31:VAL:HG21	1.95	0.49
32:k2:97:VAL:O	32:k2:97:VAL:HG12	2.12	0.49
32:m2:89:ILE:O	32:m2:93:VAL:HG23	2.12	0.49
32:m2:97:VAL:HG12	32:m2:97:VAL:O	2.12	0.49
32:m2:116:THR:O	32:m2:120:LEU:HG	2.13	0.49
33:m2:201:CYC:CMD	33:m2:201:CYC:HC	2.24	0.49
1:B2:194:PHE:O	1:B2:195:PRO:C	2.55	0.49

Continued on next page...

Continued from previous page...

Atom-1	Atom-2	Interatomic distance (Å)	Clash overlap (Å)
1:B2:231:PRO:CA	3:O4:52:LYS:HE3	2.43	0.49
1:B2:237:ARG:C	1:B2:237:ARG:CD	2.86	0.49
31:f3:95:VAL:O	31:f3:99:LEU:HG	2.13	0.49
32:g3:64:PRO:HD2	32:g3:65:GLN:H	1.78	0.49
32:g3:97:VAL:O	32:g3:97:VAL:HG12	2.12	0.49
32:i3:59:LEU:HD23	32:i3:133:LYS:HD2	1.95	0.49
33:j3:202:CYC:HMD2	33:j3:202:CYC:HC	1.77	0.49
31:l3:95:VAL:O	31:l3:99:LEU:HG	2.13	0.49
4:T4:15:GLN:HG2	4:aB:15:GLN:CD	2.34	0.49
4:W4:2:GLN:NE2	4:W4:100:ASP:OD2	2.45	0.49
3:q4:89:LEU:HA	3:q4:92:ILE:HD12	1.94	0.49
2:B4:732:ASN:C	2:B4:734:ARG:H	2.21	0.49
2:C4:171:LEU:HD22	2:C4:235:PHE:CZ	2.46	0.49
2:C4:194:ARG:NH1	2:C4:243:GLU:O	2.44	0.49
2:C4:460:ILE:HD11	2:C4:483:ARG:NE	2.24	0.49
3:Q4:77:MET:SD	3:Q4:77:MET:N	2.86	0.49
31:d5:95:VAL:HG21	31:d5:154:LEU:HD21	1.93	0.49
32:i5:75:THR:HG1	32:i5:78:ARG:CG	2.25	0.49
32:m5:97:VAL:O	32:m5:97:VAL:HG12	2.12	0.49
32:g6:116:THR:O	32:g6:120:LEU:HG	2.13	0.49
33:i6:201:CYC:HMA3	33:i6:201:CYC:HBA2	1.95	0.49
32:k6:106:GLU:HG2	32:k6:110:LEU:HD12	1.95	0.49
32:m6:116:THR:O	32:m6:120:LEU:HG	2.13	0.49
33:m6:201:CYC:HBD1	33:m6:201:CYC:CHA	2.28	0.49
32:c7:106:GLU:OE1	1:B7:191:GLN:NE2	2.45	0.49
33:c7:202:CYC:HMA3	33:c7:202:CYC:HBA2	1.95	0.49
31:f7:113:ALA:O	1:B7:21:TYR:C	2.56	0.49
32:g7:119:ALA:O	1:B7:189:ARG:HD3	2.13	0.49
32:k7:59:LEU:HD23	32:k7:133:LYS:HD2	1.95	0.49
33:g8:201:CYC:HBA2	33:g8:201:CYC:HMA3	1.94	0.49
33:j8:202:CYC:HMD2	33:j8:202:CYC:HC	1.77	0.49
31:l8:64:PRO:CD	31:l8:65:TYR:H	2.19	0.49
31:l8:95:VAL:O	31:l8:99:LEU:HG	2.13	0.49
31:b9:84:CYS:SG	31:b9:85:ALA:N	2.86	0.49
32:g9:116:THR:O	32:g9:120:LEU:HG	2.13	0.49
32:k9:34:SER:O	32:k9:38:LEU:HG	2.12	0.49
31:dA:95:VAL:HG21	31:dA:154:LEU:HD21	1.94	0.49
33:eA:202:CYC:HC	33:eA:202:CYC:HMD2	1.77	0.49
32:gA:106:GLU:HG2	32:gA:110:LEU:HD12	1.95	0.49
3:wB:12:ASP:OD2	4:xB:107:ARG:NH1	2.46	0.49
32:iC:59:LEU:HD23	32:iC:133:LYS:HD2	1.95	0.49

Continued on next page...

Continued from previous page...

Atom-1	Atom-2	Interatomic distance (Å)	Clash overlap (Å)
33:mC:201:CYC:HMA3	33:mC:201:CYC:HBA2	1.95	0.49
9:dD:59:TYR:HD2	10:eD:76:ILE:CD1	2.26	0.49
9:dD:122:LEU:HB3	9:dD:150:ILE:HD13	1.95	0.49
4:7G:112:LEU:HG	4:7G:160:LEU:HD21	1.93	0.49
32:kH:84:ARG:NH2	31:lH:117:GLU:OE1	2.40	0.49
32:eI:64:PRO:HD2	32:eI:65:GLN:H	1.78	0.49
32:kI:34:SER:O	32:kI:38:LEU:HG	2.12	0.49
32:iJ:149:THR:O	33:iJ:201:CYC:NC	2.45	0.49
31:jJ:38:LEU:HD11	32:kJ:31:VAL:HG21	1.95	0.49
32:kJ:97:VAL:O	32:kJ:97:VAL:HG12	2.12	0.49
32:mJ:116:THR:O	32:mJ:120:LEU:HG	2.13	0.49
33:mJ:201:CYC:HMA3	33:mJ:201:CYC:HBA2	1.95	0.49
3:fK:105:GLU:OE1	30:mK:16:ARG:NH2	2.46	0.49
29:gK:134:LEU:HD23	29:gK:134:LEU:N	2.27	0.49
2:BB:171:LEU:HD12	2:BB:174:THR:HB	1.95	0.49
2:BB:369:PRO:HB3	2:BB:445:PHE:HB3	1.94	0.49
2:BB:912:ASP:O	4:vB:76:ARG:NH2	2.45	0.49
2:CB:369:PRO:HB3	2:CB:445:PHE:HB3	1.94	0.49
3:QB:77:MET:N	3:QB:77:MET:SD	2.86	0.49
33:VB:201:CYC:O1A	1:B6:239:ALA:HB3	2.13	0.49
1:BC:226:LYS:NZ	1:BC:226:LYS:CB	2.73	0.49
6:AD:210:LEU:HD13	45:DD:401:PHO:NC	2.27	0.49
6:AD:334:ARG:NH1	6:AD:335:ASN:OD1	2.46	0.49
36:AD:405:CLA:H101	36:DD:406:CLA:H161	1.94	0.49
39:TD:101:LMG:H292	7:bD:40:TYR:HD1	1.78	0.49
7:BE:73:GLN:CG	7:BE:88:PRO:CA	2.91	0.49
28:EF:128:ALA:CB	4:YF:58:LYS:HG3	2.42	0.49
4:MF:17:LYS:HE3	4:7L:15:GLN:HG2	1.90	0.49
3:XF:83:ARG:HB2	1:BH:211:LYS:CE	2.42	0.49
3:IG:54:ALA:O	3:IG:58:LEU:CD1	2.61	0.49
1:BJ:22:GLU:CA	31:fJ:113:ALA:HB1	2.36	0.49
28:EK:131:ARG:HD3	4:YK:62:TYR:HB2	1.95	0.49
28:BL:120:ASP:N	28:BL:120:ASP:OD1	2.44	0.49
29:QL:40:ALA:O	29:QL:44:ILE:HG13	2.13	0.49
6:A1:334:ARG:NH1	6:A1:335:ASN:OD1	2.46	0.49
8:C1:390:SER:N	8:C1:394:VAL:O	2.45	0.49
9:D1:136:VAL:HG23	9:D1:138:ILE:HB	1.93	0.49
15:K1:10:LEU:HD11	15:K1:11:PRO:HG3	1.94	0.49
6:a1:305:SER:OG	6:a1:306:VAL:N	2.45	0.49
7:b1:467:ILE:O	7:b1:471:SER:OG	2.31	0.49
8:c1:138:TRP:CD2	8:c1:255:GLY:HA2	2.48	0.49

Continued on next page...

Continued from previous page...

Atom-1	Atom-2	Interatomic distance (Å)	Clash overlap (Å)
9:d1:120:PHE:HE2	36:d1:403:CLA:H152	1.13	0.49
24:v1:64:GLN:O	24:v1:72:LYS:NZ	2.45	0.49
32:c2:64:PRO:HD2	32:c2:65:GLN:H	1.78	0.49
32:c2:112:GLY:CA	1:B2:104:TYR:HE2	2.12	0.49
32:c2:116:THR:O	32:c2:120:LEU:HG	2.13	0.49
33:c2:202:CYC:CAB	31:h2:149:GLU:CG	2.90	0.49
31:d2:52:ILE:HG12	31:d2:92:LEU:CD1	2.28	0.49
31:d2:148:VAL:CG1	33:m2:201:CYC:CMB	2.83	0.49
33:g2:201:CYC:HMA3	33:g2:201:CYC:HBA2	1.95	0.49
32:g3:106:GLU:HG2	32:g3:110:LEU:HD12	1.95	0.49
32:m3:116:THR:O	32:m3:120:LEU:HG	2.13	0.49
1:B3:205:ARG:HE	1:B3:205:ARG:HA	1.76	0.49
2:B4:368:SER:OG	2:B4:371:GLU:HB2	2.11	0.49
2:C4:578:GLN:HE21	2:C4:599:LEU:HD12	1.77	0.49
2:C4:701:ASP:OD2	4:cF:15:GLN:CD	2.52	0.49
3:O4:24:ASP:N	3:O4:24:ASP:OD1	2.45	0.49
3:O4:141:LEU:HB3	3:O4:146:ALA:HB2	1.94	0.49
3:Q4:113:ARG:NH2	3:Q4:160:MET:O	2.45	0.49
1:B5:240:LEU:N	1:B5:240:LEU:CD1	2.74	0.49
32:c5:97:VAL:HG12	32:c5:97:VAL:O	2.12	0.49
32:c5:116:THR:O	32:c5:120:LEU:HG	2.13	0.49
33:c5:202:CYC:HAB2	31:h5:149:GLU:CD	2.37	0.49
33:c5:202:CYC:HC	33:c5:202:CYC:HMD2	1.77	0.49
31:f5:31:PHE:HE2	32:g5:38:LEU:HD11	1.78	0.49
33:j5:202:CYC:HMD1	32:k5:151:GLY:CA	2.41	0.49
31:b6:84:CYS:SG	31:b6:85:ALA:N	2.86	0.49
1:B6:205:ARG:NE	1:B6:207:VAL:CG1	2.76	0.49
31:b7:84:CYS:SG	31:b7:85:ALA:N	2.86	0.49
32:c7:64:PRO:HD2	32:c7:65:GLN:H	1.78	0.49
32:e7:59:LEU:HD23	32:e7:133:LYS:HD2	1.95	0.49
33:e7:202:CYC:HMA3	33:e7:202:CYC:HBA2	1.94	0.49
31:f7:64:PRO:CD	31:f7:65:TYR:H	2.19	0.49
32:i7:97:VAL:O	32:i7:97:VAL:HG12	2.12	0.49
31:j8:38:LEU:HD11	32:k8:31:VAL:HG21	1.95	0.49
33:j8:202:CYC:HMA3	33:j8:202:CYC:HBA2	1.95	0.49
32:k8:116:THR:O	32:k8:120:LEU:HG	2.13	0.49
32:c9:97:VAL:O	32:c9:97:VAL:HG12	2.12	0.49
31:f9:95:VAL:HG21	31:f9:154:LEU:HD21	1.94	0.49
31:bA:33:GLN:CB	31:hA:25:GLN:NE2	2.76	0.49
31:dA:84:CYS:HA	33:dA:201:CYC:HAC1	1.92	0.49
32:gA:64:PRO:HD2	32:gA:65:GLN:H	1.78	0.49

Continued on next page...

Continued from previous page...

Atom-1	Atom-2	Interatomic distance (Å)	Clash overlap (Å)
32:iA:75:THR:HG1	32:iA:78:ARG:CG	2.25	0.49
31:lA:95:VAL:O	31:lA:99:LEU:HG	2.13	0.49
4:aB:79:ALA:HA	4:aB:82:ILE:HG12	1.95	0.49
32:gC:97:VAL:HG12	32:gC:97:VAL:O	2.12	0.49
32:kC:59:LEU:HD23	32:kC:133:LYS:HD2	1.95	0.49
32:mC:64:PRO:HD2	32:mC:65:GLN:H	1.78	0.49
7:bD:74:SER:OG	7:bD:78:TRP:CZ2	2.66	0.49
7:bD:467:ILE:O	7:bD:471:SER:OG	2.31	0.49
8:cD:117:ILE:HG22	27:zD:27:TYR:HD2	1.78	0.49
7:bE:74:SER:HB2	7:bE:93:PHE:HD2	1.77	0.49
7:bE:110:ALA:HB2	43:bE:618:BCR:H17C	1.95	0.49
4:aF:2:GLN:HE21	29:gF:167:THR:CG2	2.26	0.49
4:7G:1:MET:SD	4:7G:107:ARG:NH1	2.86	0.49
4:7G:77:ARG:HG2	33:7G:201:CYC:HAD1	1.95	0.49
32:cH:76:SER:O	31:dH:118:ILE:HD11	2.13	0.49
33:eH:202:CYC:HBA2	33:eH:202:CYC:HMA3	1.94	0.49
31:fH:95:VAL:O	31:fH:99:LEU:HG	2.13	0.49
32:kH:34:SER:O	32:kH:38:LEU:HG	2.12	0.49
31:bI:33:GLN:CB	31:hI:25:GLN:NE2	2.76	0.49
32:eI:106:GLU:HG2	32:eI:110:LEU:HD12	1.94	0.49
32:gI:59:LEU:HD23	32:gI:133:LYS:HD2	1.95	0.49
32:kI:59:LEU:CD1	32:kI:130:GLY:CA	2.90	0.49
32:kI:64:PRO:HD2	32:kI:65:GLN:H	1.78	0.49
32:mI:64:PRO:HD2	32:mI:65:GLN:H	1.78	0.49
31:bJ:84:CYS:HA	33:bJ:201:CYC:HAC1	1.92	0.49
32:gJ:59:LEU:HD23	32:gJ:133:LYS:HD2	1.95	0.49
32:gJ:106:GLU:HG2	32:gJ:110:LEU:HD12	1.95	0.49
32:iJ:64:PRO:HD2	32:iJ:65:GLN:H	1.78	0.49
33:cK:201:CYC:HB	33:cK:201:CYC:HMA3	1.77	0.49
3:iK:113:ARG:NH2	3:iK:159:ALA:O	2.46	0.49
30:mK:27:SER:HB3	4:nK:38:VAL:HG11	1.94	0.49
2:BB:141:VAL:HG22	2:BB:211:GLN:OE1	2.10	0.48
3:SB:27:LYS:HB3	4:TB:38:VAL:HG11	1.95	0.48
4:WB:10:ASN:ND2	5:bB:62:THR:OG1	2.43	0.48
1:BC:198:ILE:HG22	1:BC:199:TRP:HA	1.95	0.48
1:BC:205:ARG:HE	1:BC:205:ARG:HA	1.76	0.48
1:BC:209:GLN:N	1:BC:209:GLN:CD	2.71	0.48
9:DD:100:ASP:N	9:DD:100:ASP:OD1	2.45	0.48
9:DD:136:VAL:HG23	9:DD:138:ILE:HB	1.93	0.48
8:CE:13:ARG:HG2	8:CE:13:ARG:NH1	2.23	0.48
8:CE:385:HIS:HA	8:CE:406:TYR:CZ	2.48	0.48

Continued on next page...

Continued from previous page...

Atom-1	Atom-2	Interatomic distance (Å)	Clash overlap (Å)
12:HE:12:ARG:HD2	2:B4:153:SER:CB	2.43	0.48
39:TE:101:LMG:H292	7:bE:40:TYR:HD1	1.78	0.48
28:EF:117:PHE:CE2	28:EF:121:TYR:CG	2.90	0.48
4:IF:88:TYR:HH	4:IF:116:TYR:HH	1.60	0.48
4:MF:2:GLN:O	4:MF:102:SER:OG	2.31	0.48
28:BG:110:LYS:O	28:BG:111:THR:OG1	2.26	0.48
4:LG:6:THR:HA	4:LG:9:ILE:HG12	1.94	0.48
1:BH:200:GLN:C	1:BH:200:GLN:CD	2.81	0.48
1:BI:233:ASN:ND2	1:BI:233:ASN:N	2.60	0.48
4:YK:30:TYR:OH	4:YK:97:LEU:O	2.31	0.48
28:BL:136:ASN:HD21	29:QL:65:GLU:CB	2.08	0.48
28:BL:136:ASN:CA	29:QL:64:PRO:HG2	2.43	0.48
3:IL:54:ALA:O	3:IL:58:LEU:CD1	2.61	0.48
4:OL:65:ILE:HA	4:OL:70:GLY:HA3	1.94	0.48
4:WL:77:ARG:NH2	5:2L:63:ASN:OD1	2.45	0.48
7:B1:413:ASP:OD1	7:B1:413:ASP:N	2.43	0.48
9:D1:101:PHE:O	9:D1:101:PHE:CG	2.65	0.48
7:b1:74:SER:OG	7:b1:78:TRP:CZ2	2.66	0.48
7:b1:242:ILE:HA	7:b1:245:VAL:HB	1.94	0.48
8:c1:290:GLY:O	8:c1:410:ARG:NH1	2.42	0.48
8:c1:372:GLN:HG2	19:q1:81:THR:HG21	1.93	0.48
32:g2:106:GLU:HG2	32:g2:110:LEU:HD12	1.95	0.48
32:i2:64:PRO:HD2	32:i2:65:GLN:H	1.78	0.48
33:i2:201:CYC:HMD2	33:i2:201:CYC:HC	1.77	0.48
1:B2:203:VAL:HG23	3:o4:73:TYR:HE2	1.75	0.48
31:b3:33:GLN:CB	31:h3:25:GLN:NE2	2.76	0.48
31:h3:84:CYS:HA	33:h3:201:CYC:HAC1	1.92	0.48
4:W4:85:LEU:HD21	33:W4:201:CYC:HBC1	1.94	0.48
2:B4:69:SER:O	2:B4:73:ASN:ND2	2.46	0.48
2:B4:251:VAL:HG13	2:B4:262:LEU:O	2.13	0.48
31:j5:130:ILE:O	31:j5:134:LYS:HG3	2.13	0.48
31:l5:84:CYS:HA	33:l5:201:CYC:HAC1	1.92	0.48
31:j6:24:ILE:HD13	32:k6:42:ASN:HD21	1.77	0.48
32:m6:97:VAL:O	32:m6:97:VAL:HG12	2.12	0.48
32:g7:35:ASN:O	32:g7:38:LEU:HB2	2.13	0.48
32:g7:106:GLU:HG2	32:g7:110:LEU:HD12	1.95	0.48
33:i7:201:CYC:HMA3	33:i7:201:CYC:HBA2	1.95	0.48
33:j7:202:CYC:HMA3	33:j7:202:CYC:HBA2	1.95	0.48
32:c8:116:THR:O	32:c8:120:LEU:HG	2.13	0.48
31:d8:95:VAL:O	31:d8:99:LEU:HG	2.13	0.48
32:e8:106:GLU:HG2	32:e8:110:LEU:HD12	1.95	0.48

Continued on next page...

Continued from previous page...

Atom-1	Atom-2	Interatomic distance (Å)	Clash overlap (Å)
31:h8:84:CYS:HB2	33:h8:201:CYC:CAC	2.35	0.48
33:e9:202:CYC:HMA3	33:e9:202:CYC:HBA2	1.94	0.48
32:g9:64:PRO:HD2	32:g9:65:GLN:H	1.78	0.48
32:m9:44:ILE:HG13	32:m9:142:VAL:CG2	2.24	0.48
1:B9:237:ARG:CD	1:B9:237:ARG:C	2.86	0.48
33:gA:302:CYC:HMD2	33:gA:302:CYC:HC	1.77	0.48
31:jA:38:LEU:HD11	32:kA:31:VAL:HG21	1.95	0.48
33:jA:202:CYC:HMD1	32:kA:151:GLY:CA	2.41	0.48
3:qB:83:ARG:HH11	3:qB:87:TYR:CB	2.26	0.48
31:bC:33:GLN:CB	31:hC:25:GLN:NE2	2.76	0.48
31:bC:95:VAL:O	31:bC:99:LEU:HG	2.13	0.48
32:eC:106:GLU:HG2	32:eC:110:LEU:HD12	1.95	0.48
31:fC:95:VAL:O	31:fC:99:LEU:HG	2.13	0.48
31:hC:95:VAL:O	31:hC:99:LEU:HG	2.13	0.48
33:mC:201:CYC:HBD1	33:mC:201:CYC:CHA	2.29	0.48
6:aD:261:GLN:OE1	7:bD:492:TRP:HZ2	1.92	0.48
7:bD:110:ALA:HB2	43:bD:618:BCR:H17C	1.95	0.48
8:cD:251:PHE:HZ	36:cD:507:CLA:O1A	1.96	0.48
27:zD:37:LYS:N	27:zD:38:PRO:CD	2.76	0.48
6:aE:97:TRP:CB	13:iE:5:LYS:CB	2.90	0.48
8:cE:305:LEU:CD1	8:cE:315:ILE:CG2	2.91	0.48
3:fF:151:ALA:C	30:mF:20:THR:HG21	2.38	0.48
29:gF:134:LEU:HD23	29:gF:134:LEU:N	2.27	0.48
4:lF:37:ARG:NH1	4:lF:96:MET:O	2.46	0.48
31:bH:84:CYS:HA	33:bH:201:CYC:HAC1	1.92	0.48
33:cH:202:CYC:CAB	31:hH:149:GLU:CG	2.90	0.48
33:cH:202:CYC:HBA2	33:cH:202:CYC:HMA3	1.95	0.48
32:gH:106:GLU:HG2	32:gH:110:LEU:HD12	1.95	0.48
32:kH:59:LEU:HD23	32:kH:133:LYS:HD2	1.95	0.48
32:kH:64:PRO:HD2	32:kH:65:GLN:H	1.78	0.48
32:kI:82:CYS:HG	33:kI:201:CYC:HAC1	1.76	0.48
32:mI:89:ILE:O	32:mI:93:VAL:HG23	2.12	0.48
31:bJ:84:CYS:SG	31:bJ:85:ALA:N	2.86	0.48
31:bJ:95:VAL:O	31:bJ:99:LEU:HG	2.13	0.48
33:cJ:202:CYC:CAB	31:hJ:149:GLU:CG	2.90	0.48
31:fJ:31:PHE:HE2	32:gJ:38:LEU:HD11	1.78	0.48
3:bK:14:GLU:OE1	3:bK:16:ARG:NH1	2.45	0.48
4:cK:127:VAL:HG13	4:cK:157:CYS:HB2	1.95	0.48
3:6L:5:THR:OG1	4:7L:3:ASP:OD1	2.31	0.48
1:BA:209:GLN:N	1:BA:209:GLN:CD	2.71	0.48
4:PB:37:ARG:NH1	4:PB:96:MET:O	2.46	0.48

Continued on next page...

Continued from previous page...

Atom-1	Atom-2	Interatomic distance (Å)	Clash overlap (Å)
4:WB:2:GLN:NE2	4:WB:100:ASP:OD2	2.45	0.48
7:BD:177:SER:OG	7:BD:178:ILE:N	2.43	0.48
7:BD:257:TRP:NE1	9:DD:163:GLY:O	2.45	0.48
8:CD:348:PHE:O	8:CD:357:ARG:NH2	2.44	0.48
6:AE:183:MET:HB3	36:AE:404:CLA:HBC2	1.95	0.48
36:BE:612:CLA:H18	43:BE:616:BCR:H312	1.94	0.48
8:CE:333:THR:HG21	18:OE:41:THR:HA	1.94	0.48
9:DE:136:VAL:HG23	9:DE:138:ILE:HB	1.93	0.48
15:KE:10:LEU:HD11	15:KE:11:PRO:HG3	1.94	0.48
27:ZE:37:LYS:N	27:ZE:38:PRO:CD	2.75	0.48
28:EF:137:MET:CE	3:ZF:83:ARG:CG	2.84	0.48
4:KF:71:ASN:ND2	33:KF:201:CYC:OC	2.46	0.48
3:ZF:87:TYR:HB3	33:ZF:201:CYC:HBB3	1.94	0.48
4:JG:73:TYR:OH	3:KG:90:ARG:NH2	2.46	0.48
3:IL:72:ALA:HB2	3:IL:81:CYS:SG	2.53	0.48
29:QL:153:LEU:C	29:QL:153:LEU:CD1	2.82	0.48
3:RL:118:SER:HB2	4:WL:53:LYS:HD3	1.95	0.48
18:O1:56:GLY:HA2	18:oD:170:PHE:CE2	2.42	0.48
9:d1:65:SER:O	9:d1:65:SER:OG	2.30	0.48
9:d1:89:LEU:C	9:d1:91:PHE:CE1	2.91	0.48
10:e1:67:THR:HG1	10:e1:75:GLN:CD	2.19	0.48
32:c2:14:THR:HG1	1:B3:230:ARG:HH22	1.50	0.48
32:k2:59:LEU:HD23	32:k2:133:LYS:HD2	1.95	0.48
1:B2:231:PRO:HA	3:O4:52:LYS:HE3	1.95	0.48
31:b3:84:CYS:SG	31:b3:85:ALA:N	2.86	0.48
33:c3:202:CYC:HAB2	31:h3:149:GLU:CD	2.37	0.48
33:c3:202:CYC:HAB2	31:h3:149:GLU:HG2	1.95	0.48
32:g3:35:ASN:O	32:g3:38:LEU:HB2	2.13	0.48
32:k3:59:LEU:HD23	32:k3:133:LYS:HD2	1.95	0.48
4:a4:79:ALA:HA	4:a4:82:ILE:HG12	1.95	0.48
3:S4:27:LYS:HB3	4:T4:38:VAL:HG11	1.95	0.48
4:t4:103:ILE:HG13	4:t4:107:ARG:HD2	1.95	0.48
3:u4:64:ASP:OD1	3:u4:64:ASP:N	2.44	0.48
3:w4:30:VAL:HG21	4:x4:34:GLY:HA3	1.95	0.48
4:z4:41:ALA:HB2	4:z4:97:LEU:HD11	1.95	0.48
2:C4:69:SER:O	2:C4:73:ASN:ND2	2.47	0.48
2:C4:833:GLN:OE1	2:C4:904:SER:OG	2.31	0.48
4:P4:41:ALA:HB2	4:P4:97:LEU:HD21	1.94	0.48
32:c5:151:GLY:HA3	33:c5:202:CYC:HMD1	1.87	0.48
32:e5:64:PRO:HD2	32:e5:65:GLN:H	1.78	0.48
32:g5:35:ASN:O	32:g5:38:LEU:HB2	2.13	0.48

Continued on next page...

Continued from previous page...

Atom-1	Atom-2	Interatomic distance (Å)	Clash overlap (Å)
32:k5:59:LEU:HD23	32:k5:133:LYS:HD2	1.95	0.48
32:k5:64:PRO:HD2	32:k5:65:GLN:H	1.78	0.48
32:m5:64:PRO:HD2	32:m5:65:GLN:H	1.78	0.48
31:d6:95:VAL:O	31:d6:99:LEU:HG	2.13	0.48
32:i6:64:PRO:HD2	32:i6:65:GLN:H	1.78	0.48
31:j6:95:VAL:O	31:j6:99:LEU:HG	2.13	0.48
33:m6:201:CYC:HMD2	33:m6:201:CYC:HC	1.77	0.48
32:c7:151:GLY:HA3	33:c7:202:CYC:HMD1	1.87	0.48
31:f7:31:PHE:HE2	32:g7:38:LEU:HD11	1.78	0.48
31:f7:95:VAL:O	31:f7:99:LEU:HG	2.13	0.48
32:i7:40:SER:HB2	32:i7:142:VAL:HG11	1.93	0.48
32:k7:64:PRO:HD2	32:k7:65:GLN:H	1.78	0.48
32:k7:106:GLU:HG2	32:k7:110:LEU:HD12	1.95	0.48
1:B7:240:LEU:O	1:B7:240:LEU:HD22	2.13	0.48
31:b8:33:GLN:CB	31:h8:25:GLN:NE2	2.76	0.48
33:c8:202:CYC:HAB2	31:h8:149:GLU:HG2	1.95	0.48
33:c8:202:CYC:HC	33:c8:202:CYC:HMD2	1.77	0.48
32:g8:35:ASN:O	32:g8:38:LEU:HB2	2.13	0.48
32:g8:64:PRO:HD2	32:g8:65:GLN:H	1.78	0.48
31:j8:130:ILE:O	31:j8:134:LYS:HG3	2.13	0.48
32:m8:64:PRO:HD2	32:m8:65:GLN:H	1.78	0.48
31:b9:95:VAL:O	31:b9:99:LEU:HG	2.13	0.48
32:e9:97:VAL:O	32:e9:97:VAL:HG12	2.12	0.48
32:i9:151:GLY:CA	33:i9:201:CYC:HMD2	2.40	0.48
31:j9:24:ILE:HD13	32:k9:42:ASN:HD21	1.78	0.48
31:l9:130:ILE:O	31:l9:134:LYS:HG3	2.14	0.48
31:bA:84:CYS:SG	31:bA:85:ALA:N	2.86	0.48
31:bA:130:ILE:O	31:bA:134:LYS:HG3	2.14	0.48
33:jA:202:CYC:HBA2	33:jA:202:CYC:HMA3	1.95	0.48
31:lA:91:TYR:CE2	31:lA:129:TYR:HD1	2.25	0.48
5:bB:15:ARG:O	5:bB:17:ARG:NH1	2.45	0.48
4:zB:110:ASN:OD1	4:zB:110:ASN:N	2.42	0.48
32:eC:97:VAL:HG12	32:eC:97:VAL:O	2.12	0.48
32:gC:59:LEU:HD23	32:gC:133:LYS:HD2	1.95	0.48
8:cD:305:LEU:CD1	8:cD:315:ILE:HG23	2.43	0.48
14:jD:29:TYR:HA	39:jD:102:LMG:H291	1.95	0.48
17:mD:32:ARG:CZ	17:mD:32:ARG:CB	2.85	0.48
6:aE:39:PRO:HB3	13:iE:15:PHE:HE2	1.77	0.48
7:bE:222:PRO:HG3	12:hE:26:GLY:HA3	1.95	0.48
7:bE:502:THR:O	7:bE:502:THR:OG1	2.22	0.48
9:dE:59:TYR:HD2	10:eE:76:ILE:CD1	2.25	0.48

Continued on next page...

Continued from previous page...

Atom-1	Atom-2	Interatomic distance (Å)	Clash overlap (Å)
9:dE:122:LEU:HB3	9:dE:150:ILE:HD13	1.95	0.48
31:bH:130:ILE:O	31:bH:134:LYS:HG3	2.14	0.48
31:hH:95:VAL:O	31:hH:99:LEU:HG	2.13	0.48
31:jH:24:ILE:HD13	32:kH:42:ASN:HD21	1.78	0.48
33:mH:201:CYC:HMD2	33:mH:201:CYC:HC	1.77	0.48
31:bI:84:CYS:SG	31:bI:85:ALA:N	2.86	0.48
31:hI:95:VAL:O	31:hI:99:LEU:HG	2.13	0.48
32:iI:59:LEU:HD23	32:iI:133:LYS:HD2	1.95	0.48
33:mI:201:CYC:NB	33:mI:201:CYC:CMA	2.73	0.48
32:cJ:76:SER:O	31:dJ:118:ILE:HD11	2.13	0.48
31:dJ:95:VAL:O	31:dJ:99:LEU:HG	2.13	0.48
31:jJ:130:ILE:O	31:jJ:134:LYS:HG3	2.13	0.48
32:kJ:102:ALA:CB	32:kJ:166:ARG:NH1	2.77	0.48
3:fK:87:TYR:HB3	33:fK:201:CYC:HBB3	1.94	0.48
29:gK:40:ALA:O	29:gK:44:ILE:HG13	2.13	0.48
4:jK:88:TYR:HH	4:jK:116:TYR:HH	1.60	0.48
3:6L:142:SER:OG	3:6L:143:GLY:N	2.42	0.48
4:7L:1:MET:SD	4:7L:107:ARG:NH1	2.86	0.48
4:7L:77:ARG:HG2	33:7L:201:CYC:HAD1	1.95	0.48
4:WB:85:LEU:HD21	33:WB:201:CYC:HBC1	1.94	0.48
3:ZB:25:ARG:HH21	3:qB:22:GLU:HG2	1.78	0.48
6:AD:183:MET:HB3	36:AD:404:CLA:HBC2	1.95	0.48
7:BD:94:GLU:OE2	40:BD:622:LMT:O1'	2.30	0.48
8:CD:385:HIS:HA	8:CD:406:TYR:CZ	2.48	0.48
9:DD:29:PHE:O	9:DD:128:ARG:NH1	2.41	0.48
36:ID:101:CLA:HAC1	43:ID:102:BCR:H14C	1.95	0.48
6:AE:334:ARG:NH1	6:AE:335:ASN:OD1	2.46	0.48
7:BE:110:ALA:HB2	43:BE:617:BCR:H17C	1.95	0.48
9:DE:300:SER:OG	9:DE:301:GLN:N	2.46	0.48
3:JF:71:ASN:HD21	3:JF:121:THR:HG22	1.78	0.48
3:LF:36:ARG:NH1	3:LF:97:VAL:O	2.46	0.48
4:MF:121:VAL:HG21	33:MF:201:CYC:C1D	2.40	0.48
3:AG:116:TYR:HD1	3:AG:121:THR:HB	1.78	0.48
3:IG:63:PRO:CB	1:BJ:220:ASN:ND2	2.76	0.48
3:TG:61:LYS:HD2	3:TG:128:GLU:HG3	1.96	0.48
4:UG:56:VAL:HG22	4:UG:60:LEU:HD12	1.95	0.48
1:BI:200:GLN:NE2	1:BI:200:GLN:N	2.60	0.48
28:EK:119:THR:O	4:hK:151:ILE:CD1	2.58	0.48
3:XK:83:ARG:CZ	3:XK:87:TYR:CE2	2.90	0.48
3:NL:113:ARG:NH2	3:NL:161:SER:O	2.46	0.48
6:A1:183:MET:HB3	36:A1:404:CLA:HBC2	1.95	0.48

Continued on next page...

Continued from previous page...

Atom-1	Atom-2	Interatomic distance (Å)	Clash overlap (Å)
11:F1:30:VAL:HA	11:F1:33:LEU:HB2	1.94	0.48
36:b1:604:CLA:H161	44:h1:104:DGD:HAW2	1.95	0.48
8:c1:305:LEU:CD1	8:c1:315:ILE:HG23	2.43	0.48
9:d1:85:LEU:HD22	9:d1:90:LEU:HD11	1.95	0.48
9:d1:203:GLY:HA3	9:d1:278:GLY:HA3	1.95	0.48
9:d1:300:SER:OG	9:d1:301:GLN:N	2.46	0.48
27:z1:37:LYS:N	27:z1:38:PRO:CD	2.76	0.48
31:b2:130:ILE:O	31:b2:134:LYS:HG3	2.14	0.48
31:d2:95:VAL:O	31:d2:99:LEU:HG	2.13	0.48
31:j2:95:VAL:O	31:j2:99:LEU:HG	2.13	0.48
31:b3:95:VAL:O	31:b3:99:LEU:HG	2.13	0.48
31:j3:24:ILE:HD13	32:k3:42:ASN:HD21	1.78	0.48
33:j3:202:CYC:HMA3	33:j3:202:CYC:HBA2	1.95	0.48
33:m3:201:CYC:HMA3	33:m3:201:CYC:HBA2	1.94	0.48
1:B3:201:THR:O	1:B3:201:THR:OG1	2.24	0.48
4:W4:64:ASP:N	4:W4:64:ASP:OD1	2.41	0.48
4:v4:91:TYR:HB3	4:v4:104:LEU:HD23	1.91	0.48
3:q4:83:ARG:CD	3:q4:83:ARG:C	2.86	0.48
1:B5:200:GLN:C	1:B5:200:GLN:CD	2.82	0.48
31:f5:95:VAL:O	31:f5:99:LEU:HG	2.13	0.48
32:g5:106:GLU:HG2	32:g5:110:LEU:HD12	1.95	0.48
32:g5:116:THR:O	32:g5:120:LEU:HG	2.13	0.48
32:c6:76:SER:O	31:d6:118:ILE:HD11	2.13	0.48
31:f6:130:ILE:O	31:f6:134:LYS:HG3	2.14	0.48
31:j6:38:LEU:HD11	32:k6:31:VAL:HG21	1.95	0.48
33:j6:202:CYC:NB	33:j6:202:CYC:CMA	2.72	0.48
31:b7:33:GLN:CB	31:h7:25:GLN:NE2	2.76	0.48
32:e7:59:LEU:CD1	32:e7:130:GLY:CA	2.90	0.48
31:f7:130:ILE:O	31:f7:134:LYS:HG3	2.14	0.48
1:B7:220:ASN:ND2	1:B7:220:ASN:N	2.60	0.48
31:d8:95:VAL:HG21	31:d8:154:LEU:HD21	1.94	0.48
31:j8:95:VAL:O	31:j8:99:LEU:HG	2.13	0.48
31:d9:148:VAL:CG1	33:m9:201:CYC:CMB	2.83	0.48
32:e9:64:PRO:HD2	32:e9:65:GLN:H	1.78	0.48
31:f9:130:ILE:O	31:f9:134:LYS:HG3	2.14	0.48
32:g9:35:ASN:O	32:g9:38:LEU:HB2	2.13	0.48
32:g9:59:LEU:HD23	32:g9:133:LYS:HD2	1.95	0.48
33:i9:201:CYC:HMA3	33:i9:201:CYC:HBA2	1.95	0.48
32:k9:102:ALA:CB	32:k9:166:ARG:NH1	2.77	0.48
31:bA:95:VAL:O	31:bA:99:LEU:HG	2.13	0.48
32:cA:97:VAL:HG12	32:cA:97:VAL:O	2.12	0.48

Continued on next page...

Continued from previous page...

Atom-1	Atom-2	Interatomic distance (Å)	Clash overlap (Å)
32:cA:116:THR:O	32:cA:120:LEU:HG	2.13	0.48
3:sB:4:VAL:HG21	3:sB:26:ILE:HG23	1.92	0.48
6:aD:238:ARG:HH21	22:tD:28:ARG:HB2	1.78	0.48
7:bD:292:ILE:HD13	7:bD:292:ILE:N	2.07	0.48
36:bD:612:CLA:H8	36:bD:613:CLA:HAB	1.95	0.48
8:cD:133:PHE:C	8:cD:133:PHE:HD1	2.21	0.48
8:cD:215:ASP:HA	8:cD:282:THR:HG21	1.94	0.48
8:cD:284:TYR:O	8:cD:410:ARG:NH2	2.41	0.48
9:dD:89:LEU:C	9:dD:91:PHE:CE1	2.91	0.48
13:iD:30:ARG:N	13:iD:30:ARG:HD2	2.22	0.48
25:xD:6:MET:HA	25:xD:9:PHE:HB2	1.94	0.48
8:cE:265:ALA:HB2	36:cE:508:CLA:HHB	1.94	0.48
4:hF:85:LEU:CD2	33:hF:201:CYC:HBC2	2.29	0.48
4:1G:13:ASP:OD2	5:8G:63:ASN:ND2	2.47	0.48
31:bH:33:GLN:CB	31:hH:25:GLN:NE2	2.76	0.48
33:cH:202:CYC:HBD1	33:cH:202:CYC:CHA	2.28	0.48
31:jH:130:ILE:O	31:jH:134:LYS:HG3	2.13	0.48
32:kH:116:THR:O	32:kH:120:LEU:HG	2.13	0.48
32:cI:76:SER:O	31:dI:118:ILE:HD11	2.13	0.48
32:eI:59:LEU:HD23	32:eI:133:LYS:HD2	1.95	0.48
32:gI:59:LEU:CD1	32:gI:130:GLY:CA	2.90	0.48
31:jI:130:ILE:O	31:jI:134:LYS:HG3	2.13	0.48
32:kI:116:THR:O	32:kI:120:LEU:HG	2.13	0.48
4:aK:65:ILE:HG22	4:aK:72:MET:HB2	1.94	0.48
3:dK:67:SER:O	3:dK:73:TYR:OH	2.27	0.48
4:lK:37:ARG:NH1	4:lK:96:MET:O	2.46	0.48
2:BB:251:VAL:HG13	2:BB:262:LEU:O	2.13	0.48
4:TB:64:ASP:HA	4:TB:67:ARG:CD	2.22	0.48
13:ID:31:ASN:N	13:ID:32:PRO:CD	2.76	0.48
9:DE:29:PHE:O	9:DE:128:ARG:NH1	2.41	0.48
9:DE:203:GLY:HA3	9:DE:278:GLY:HA3	1.95	0.48
12:HE:21:VAL:HG11	2:B4:122:GLY:HA2	1.94	0.48
4:YF:50:ASN:HA	4:YF:53:LYS:HG2	1.94	0.48
3:AG:149:ALA:O	3:AG:153:PHE:N	2.45	0.48
28:BG:110:LYS:HE3	28:BG:110:LYS:HB3	1.58	0.48
3:IG:71:ASN:HD21	3:IG:121:THR:CA	2.15	0.48
3:IG:76:GLU:O	3:IG:80:THR:HG23	2.13	0.48
3:IG:89:LEU:HD11	3:IG:133:MET:HE2	1.95	0.48
3:TG:38:ARG:HA	3:TG:41:GLU:HB2	1.95	0.48
1:BI:205:ARG:NE	1:BI:207:VAL:CG1	2.76	0.48
1:BI:238:VAL:HG21	3:V4:83:ARG:HH12	1.70	0.48

Continued on next page...

Continued from previous page...

Atom-1	Atom-2	Interatomic distance (Å)	Clash overlap (Å)
28:EK:115:MET:CE	28:EK:115:MET:CA	2.85	0.48
4:KK:71:ASN:ND2	33:KK:201:CYC:OC	2.46	0.48
3:AL:21:GLY:HA3	3:IL:100:ASP:CG	2.38	0.48
3:TL:12:ASP:OD2	4:UL:107:ARG:NH1	2.46	0.48
6:A1:153:ALA:HA	36:A1:404:CLA:HED1	1.95	0.48
8:C1:348:PHE:O	8:C1:357:ARG:NH2	2.44	0.48
8:C1:385:HIS:HA	8:C1:406:TYR:CZ	2.48	0.48
7:b1:110:ALA:HB2	43:b1:618:BCR:H17C	1.95	0.48
36:b1:613:CLA:H18	43:b1:617:BCR:H312	1.94	0.48
36:c1:510:CLA:H3A	36:c1:510:CLA:HBA1	1.64	0.48
32:g2:116:THR:O	32:g2:120:LEU:HG	2.13	0.48
32:k2:102:ALA:CB	32:k2:166:ARG:NH1	2.77	0.48
32:k2:116:THR:O	32:k2:120:LEU:HG	2.13	0.48
33:m2:201:CYC:HMD2	33:m2:201:CYC:HC	1.77	0.48
32:c3:151:GLY:HA3	33:c3:202:CYC:HMD1	1.87	0.48
33:e3:202:CYC:HBA2	33:e3:202:CYC:HMA3	1.94	0.48
32:g3:119:ALA:O	1:B3:189:ARG:HD3	2.13	0.48
1:B3:240:LEU:O	1:B3:240:LEU:HD22	2.13	0.48
32:c5:64:PRO:HD2	32:c5:65:GLN:H	1.78	0.48
32:c5:106:GLU:HG2	32:c5:110:LEU:HD12	1.94	0.48
33:c5:202:CYC:NB	33:c5:202:CYC:CMA	2.73	0.48
31:d5:95:VAL:O	31:d5:99:LEU:HG	2.13	0.48
32:e5:97:VAL:O	32:e5:97:VAL:HG12	2.12	0.48
33:i5:201:CYC:HMA3	33:i5:201:CYC:HBA2	1.95	0.48
31:l5:130:ILE:O	31:l5:134:LYS:HG3	2.14	0.48
32:g6:64:PRO:HD2	32:g6:65:GLN:H	1.78	0.48
31:h6:95:VAL:HG21	31:h6:154:LEU:HD21	1.93	0.48
31:h6:95:VAL:O	31:h6:99:LEU:HG	2.13	0.48
32:i6:155:ALA:C	32:i6:158:SER:HG	2.16	0.48
31:j6:130:ILE:O	31:j6:134:LYS:HG3	2.13	0.48
31:j7:38:LEU:HD11	32:k7:31:VAL:HG21	1.95	0.48
1:B7:220:ASN:HD22	1:B7:221:PHE:H	1.61	0.48
32:k8:59:LEU:CD1	32:k8:130:GLY:CA	2.90	0.48
32:m8:59:LEU:CD1	32:m8:130:GLY:CA	2.90	0.48
32:c9:76:SER:O	31:d9:118:ILE:HD11	2.13	0.48
33:j9:202:CYC:HMA3	33:j9:202:CYC:HBA2	1.95	0.48
32:k9:64:PRO:HD2	32:k9:65:GLN:H	1.78	0.48
31:fA:95:VAL:O	31:fA:99:LEU:HG	2.13	0.48
31:fA:130:ILE:O	31:fA:134:LYS:HG3	2.14	0.48
32:gA:116:THR:O	32:gA:120:LEU:HG	2.13	0.48
31:lA:130:ILE:O	31:lA:134:LYS:HG3	2.14	0.48

Continued on next page...

Continued from previous page...

Atom-1	Atom-2	Interatomic distance (Å)	Clash overlap (Å)
4:xB:56:VAL:HG12	4:xB:60:LEU:HD12	1.94	0.48
33:eC:202:CYC:HMA3	33:eC:202:CYC:HBA2	1.94	0.48
31:fC:130:ILE:O	31:fC:134:LYS:HG3	2.14	0.48
32:iC:149:THR:O	33:iC:201:CYC:NC	2.45	0.48
31:jC:24:ILE:HD13	32:kC:42:ASN:HD21	1.78	0.48
33:jC:202:CYC:HMD2	33:jC:202:CYC:HC	1.77	0.48
33:jC:202:CYC:HMA3	33:jC:202:CYC:HBA2	1.95	0.48
6:aD:305:SER:OG	6:aD:306:VAL:N	2.45	0.48
36:aD:406:CLA:H92	13:iD:13:LEU:HD23	1.95	0.48
8:cD:259:LEU:HD11	36:cD:510:CLA:C4D	2.44	0.48
6:aE:283:ILE:O	6:aE:287:SER:N	2.41	0.48
7:bE:74:SER:OG	7:bE:78:TRP:CZ2	2.66	0.48
7:bE:256:MET:O	7:bE:448:ARG:NH1	2.43	0.48
8:cE:305:LEU:CD1	8:cE:315:ILE:HG23	2.43	0.48
3:6G:5:THR:OG1	4:7G:3:ASP:OD1	2.31	0.48
3:6G:113:ARG:NH1	3:6G:160:MET:O	2.45	0.48
32:cH:89:ILE:O	32:cH:93:VAL:HG23	2.12	0.48
32:gH:64:PRO:HD2	32:gH:65:GLN:H	1.78	0.48
31:hH:84:CYS:HB2	33:hH:201:CYC:CAC	2.35	0.48
31:jH:95:VAL:O	31:jH:99:LEU:HG	2.13	0.48
32:cI:64:PRO:HD2	32:cI:65:GLN:H	1.78	0.48
32:eI:97:VAL:O	32:eI:97:VAL:HG12	2.12	0.48
31:fI:130:ILE:O	31:fI:134:LYS:HG3	2.14	0.48
32:gI:116:THR:O	32:gI:120:LEU:HG	2.13	0.48
33:iI:201:CYC:HMD2	33:iI:201:CYC:HC	1.77	0.48
31:jI:95:VAL:O	31:jI:99:LEU:HG	2.13	0.48
31:lI:61:ASN:ND2	31:bJ:70:GLN:HE22	2.05	0.48
31:lI:95:VAL:O	31:lI:99:LEU:HG	2.13	0.48
31:jJ:95:VAL:O	31:jJ:99:LEU:HG	2.13	0.48
31:lJ:130:ILE:O	31:lJ:134:LYS:HG3	2.14	0.48
3:fK:151:ALA:C	30:mK:20:THR:HG21	2.38	0.48
4:lK:154:ASP:HA	4:lK:157:CYS:HB2	1.96	0.48
1:BA:189:ARG:HD3	32:gA:119:ALA:O	2.13	0.48
1:BA:230:ARG:NH2	32:c6:14:THR:HG21	2.28	0.48
2:BB:84:PHE:CD1	2:BB:84:PHE:C	2.91	0.48
2:BB:496:ILE:HG12	4:LL:119:LEU:HD11	1.95	0.48
1:BC:230:ARG:NH2	32:cI:14:THR:HG23	2.16	0.48
39:AD:408:LMG:HC5	7:bD:75:TRP:HB3	1.95	0.48
7:BD:289:GLN:HA	7:BD:292:ILE:HG12	1.95	0.48
8:CD:390:SER:N	8:CD:394:VAL:O	2.46	0.48
9:DD:84:SER:OG	10:ED:67:THR:O	2.31	0.48

Continued on next page...

Continued from previous page...

Atom-1	Atom-2	Interatomic distance (Å)	Clash overlap (Å)
11:FD:30:VAL:HA	11:FD:33:LEU:HB2	1.94	0.48
15:KD:10:LEU:HD11	15:KD:11:PRO:HG3	1.94	0.48
6:AE:23:SER:OG	6:AE:25:ASN:OD1	2.32	0.48
36:BE:602:CLA:H71	12:HE:46:LEU:HD13	1.94	0.48
9:DE:102:THR:HG22	10:EE:46:ALA:O	2.13	0.48
4:IF:77:ARG:NH2	2:C4:546:GLY:O	2.46	0.48
28:BG:125:LYS:N	4:JG:135:GLU:CD	2.61	0.48
28:BG:129:ASN:ND2	28:BG:129:ASN:H	2.10	0.48
28:BG:136:ASN:N	29:QG:64:PRO:HG2	2.28	0.48
3:KG:85:LEU:HB3	3:KG:133:MET:HE1	1.95	0.48
3:NG:73:TYR:CE1	1:BJ:195:PRO:O	2.67	0.48
1:BI:239:ALA:HB3	33:V4:201:CYC:O1A	2.12	0.48
28:EK:140:PHE:CD2	3:ZK:83:ARG:CD	2.92	0.48
3:LK:36:ARG:NH1	3:LK:97:VAL:O	2.46	0.48
28:BL:123:LEU:CD2	4:JL:134:LYS:NZ	2.77	0.48
3:IL:65:VAL:HG12	3:IL:65:VAL:O	2.13	0.48
3:IL:89:LEU:HD11	3:IL:133:MET:HE2	1.95	0.48
3:NL:73:TYR:OH	1:B5:195:PRO:CG	2.61	0.48
3:PL:151:ALA:CB	30:VL:20:THR:HG21	2.43	0.48
6:A1:140:ARG:O	9:D1:220:ASN:ND2	2.44	0.48
39:A1:408:LMG:HC5	7:b1:75:TRP:HB3	1.95	0.48
7:B1:42:LEU:HD11	7:B1:93:PHE:HB2	1.94	0.48
36:B1:611:CLA:H8	36:B1:612:CLA:HAB	1.95	0.48
8:C1:14:ASP:OD2	8:C1:16:GLU:CD	2.56	0.48
18:O1:229:SER:N	18:oD:55:ARG:HH12	2.11	0.48
19:q1:89:VAL:HA	19:q1:93:LEU:HD12	1.96	0.48
32:e2:59:LEU:HD23	32:e2:133:LYS:HD2	1.95	0.48
33:j2:202:CYC:HMA3	33:j2:202:CYC:HBA2	1.95	0.48
1:B2:233:ASN:ND2	1:B2:233:ASN:N	2.60	0.48
31:b3:130:ILE:O	31:b3:134:LYS:HG3	2.14	0.48
32:e3:64:PRO:HD2	32:e3:65:GLN:H	1.78	0.48
32:g3:59:LEU:HD23	32:g3:133:LYS:HD2	1.95	0.48
33:g3:201:CYC:HMD2	33:g3:201:CYC:HC	1.77	0.48
32:i3:151:GLY:CA	33:i3:201:CYC:HMD2	2.40	0.48
31:j3:130:ILE:O	31:j3:134:LYS:HG3	2.13	0.48
4:T4:130:ILE:HD11	4:T4:157:CYS:HB3	1.95	0.48
5:U4:6:VAL:HG12	5:U4:53:VAL:HG13	1.96	0.48
2:B4:171:LEU:HD12	2:B4:174:THR:HB	1.95	0.48
2:B4:833:GLN:OE1	2:B4:904:SER:OG	2.31	0.48
2:C4:239:ILE:O	2:C4:243:GLU:HG3	2.14	0.48
1:B5:231:PRO:HB3	3:4L:83:ARG:CA	2.43	0.48

Continued on next page...

Continued from previous page...

Atom-1	Atom-2	Interatomic distance (Å)	Clash overlap (Å)
31:b5:95:VAL:O	31:b5:99:LEU:HG	2.13	0.48
31:b5:130:ILE:O	31:b5:134:LYS:HG3	2.14	0.48
33:j5:202:CYC:HMD2	33:j5:202:CYC:HC	1.77	0.48
32:k5:106:GLU:HG2	32:k5:110:LEU:HD12	1.95	0.48
32:g6:121:GLY:HA2	1:B6:196:GLN:HE21	1.78	0.48
33:c7:202:CYC:HC	33:c7:202:CYC:HMD2	1.77	0.48
33:i7:201:CYC:HMD2	33:i7:201:CYC:HC	1.77	0.48
32:k7:102:ALA:CB	32:k7:166:ARG:NH1	2.77	0.48
32:m7:116:THR:O	32:m7:120:LEU:HG	2.13	0.48
32:g8:116:THR:O	32:g8:120:LEU:HG	2.13	0.48
33:g8:201:CYC:HMD2	33:g8:201:CYC:HC	1.77	0.48
33:j8:202:CYC:HMD3	32:k8:151:GLY:CA	2.25	0.48
32:k8:97:VAL:O	32:k8:97:VAL:HG12	2.12	0.48
31:l8:130:ILE:O	31:l8:134:LYS:HG3	2.14	0.48
32:m8:97:VAL:O	32:m8:97:VAL:HG12	2.12	0.48
33:c9:202:CYC:HAB2	31:h9:149:GLU:HG2	1.95	0.48
32:g9:106:GLU:HG2	32:g9:110:LEU:HD12	1.95	0.48
32:k9:116:THR:O	32:k9:120:LEU:HG	2.13	0.48
32:m9:64:PRO:HD2	32:m9:65:GLN:H	1.78	0.48
32:gA:59:LEU:HD23	32:gA:133:LYS:HD2	1.95	0.48
32:gA:113:LEU:C	32:gA:116:THR:HG1	2.21	0.48
33:gA:302:CYC:CMB	31:jA:148:VAL:CG1	2.82	0.48
33:iA:201:CYC:HMA3	33:iA:201:CYC:HBA2	1.95	0.48
31:jA:130:ILE:O	31:jA:134:LYS:HG3	2.13	0.48
31:lA:106:PRO:CD	31:lA:107:MET:H	2.08	0.48
31:bC:84:CYS:SG	31:bC:85:ALA:N	2.86	0.48
31:bC:130:ILE:O	31:bC:134:LYS:HG3	2.14	0.48
33:cC:202:CYC:HC	33:cC:202:CYC:HMD2	1.77	0.48
32:gC:35:ASN:O	32:gC:38:LEU:HB2	2.13	0.48
32:iC:150:PRO:O	32:iC:150:PRO:CD	2.59	0.48
32:mC:116:THR:O	32:mC:120:LEU:HG	2.13	0.48
9:dD:85:LEU:HD22	9:dD:90:LEU:HD11	1.95	0.48
6:aE:305:SER:OG	6:aE:306:VAL:N	2.45	0.48
36:aE:406:CLA:H92	13:iE:13:LEU:HD23	1.95	0.48
7:bE:467:ILE:O	7:bE:471:SER:OG	2.31	0.48
8:cE:132:SER:O	8:cE:132:SER:OG	2.23	0.48
36:cE:509:CLA:H201	44:cE:517:DGD:HA82	1.96	0.48
29:gF:47:ASN:HB2	29:gF:50:GLU:HB3	1.95	0.48
32:cH:3:ASP:N	32:cH:6:THR:OG1	2.38	0.48
33:gH:201:CYC:HMA3	33:gH:201:CYC:HBA2	1.94	0.48
31:jH:38:LEU:HD11	32:kH:31:VAL:HG21	1.95	0.48

Continued on next page...

Continued from previous page...

Atom-1	Atom-2	Interatomic distance (Å)	Clash overlap (Å)
32:kH:106:GLU:HG2	32:kH:110:LEU:HD12	1.94	0.48
32:mH:116:THR:O	32:mH:120:LEU:HG	2.13	0.48
32:cI:116:THR:O	32:cI:120:LEU:HG	2.13	0.48
33:cI:202:CYC:HAB2	31:hI:149:GLU:HG2	1.95	0.48
31:dI:95:VAL:O	31:dI:99:LEU:HG	2.13	0.48
32:gI:64:PRO:HD2	32:gI:65:GLN:H	1.78	0.48
4:eK:109:LEU:HD21	4:eK:159:GLY:HA3	1.94	0.48
29:gK:47:ASN:OD1	29:gK:47:ASN:N	2.43	0.48
2:BB:65:GLU:O	2:BB:82:LEU:CD2	2.62	0.48
4:TB:3:ASP:O	4:TB:7:SER:N	2.45	0.48
7:BD:84:VAL:O	7:BD:84:VAL:CG1	2.59	0.48
7:BD:237:VAL:HG22	36:BD:611:CLA:CMD	2.39	0.48
8:CD:333:THR:HG21	18:OD:41:THR:HA	1.94	0.48
6:AE:288:LEU:HD22	8:CE:419:ILE:HD13	1.96	0.48
15:KE:10:LEU:N	15:KE:11:PRO:CD	2.75	0.48
4:IF:83:ARG:CZ	2:C4:583:ILE:CD1	2.86	0.48
3:JF:52:LYS:HZ2	1:BH:228:VAL:C	2.02	0.48
4:KF:64:ASP:HA	4:KF:67:ARG:HD2	1.96	0.48
3:RG:118:SER:HB2	4:WG:53:LYS:HD3	1.95	0.48
3:TG:12:ASP:OD2	4:UG:107:ARG:NH1	2.46	0.48
4:UG:65:ILE:HG22	4:UG:72:MET:HG2	1.96	0.48
1:BI:186:GLU:HA	1:BI:189:ARG:HD3	1.94	0.48
4:IK:67:ARG:HH12	1:B8:238:VAL:HG11	1.77	0.48
3:JK:62:ARG:NH2	3:JK:64:ASP:OD2	2.46	0.48
4:KK:63:SER:OG	4:KK:64:ASP:N	2.43	0.48
4:YK:120:GLY:O	29:gK:118:ASN:ND2	2.46	0.48
29:QL:64:PRO:C	29:QL:66:LEU:N	2.63	0.48
8:C1:122:ARG:CZ	27:Z1:33:TRP:CZ2	2.85	0.48
24:V1:64:GLN:O	24:V1:72:LYS:NZ	2.45	0.48
36:a1:407:CLA:H92	13:i1:13:LEU:HD23	1.95	0.48
8:c1:133:PHE:C	8:c1:133:PHE:HD1	2.21	0.48
21:S1:16:UNK:C	21:S1:18:UNK:N	2.77	0.48
32:i2:59:LEU:HD23	32:i2:133:LYS:HD2	1.95	0.48
32:m2:64:PRO:HD2	32:m2:65:GLN:H	1.78	0.48
1:B2:212:GLN:N	1:B2:212:GLN:CD	2.71	0.48
32:c3:97:VAL:O	32:c3:97:VAL:HG12	2.12	0.48
32:c3:116:THR:O	32:c3:120:LEU:HG	2.13	0.48
4:a4:62:TYR:CE1	33:V4:201:CYC:C2A	2.94	0.48
4:W4:25:GLN:HA	4:W4:28:LYS:HG2	1.96	0.48
3:q4:12:ASP:OD2	4:r4:107:ARG:NH1	2.46	0.48
2:B4:65:GLU:O	2:B4:82:LEU:CD2	2.62	0.48

Continued on next page...

Continued from previous page...

Atom-1	Atom-2	Interatomic distance (Å)	Clash overlap (Å)
2:C4:54:LEU:HD11	4:hF:27:LEU:HB3	1.94	0.48
2:C4:151:ASN:ND2	8:cE:125:GLU:CD	2.70	0.48
4:R4:64:ASP:HB2	4:aB:22:SER:CB	2.44	0.48
1:B5:15:ASN:HA	33:e5:201:CYC:HBA1	1.96	0.48
1:B5:21:TYR:C	31:f5:113:ALA:O	2.57	0.48
33:c5:202:CYC:HAB2	31:h5:149:GLU:HG2	1.95	0.48
33:c5:202:CYC:HMA3	33:c5:202:CYC:HBA2	1.95	0.48
31:j5:38:LEU:HD11	32:k5:31:VAL:HG21	1.95	0.48
33:g6:201:CYC:CMA	33:g6:201:CYC:HBA2	2.44	0.48
31:l6:95:VAL:O	31:l6:99:LEU:HG	2.13	0.48
33:m6:201:CYC:CMA	33:m6:201:CYC:HBA2	2.44	0.48
1:B6:205:ARG:CD	1:B6:205:ARG:N	2.72	0.48
33:j7:202:CYC:CBD	33:j7:202:CYC:CHA	2.86	0.48
1:B8:200:GLN:CD	1:B8:200:GLN:C	2.81	0.48
1:B8:237:ARG:HH21	1:B8:237:ARG:HG2	1.77	0.48
32:e8:59:LEU:HD23	32:e8:133:LYS:HD2	1.95	0.48
33:g8:201:CYC:CMA	33:g8:201:CYC:HBA2	2.44	0.48
31:b9:130:ILE:O	31:b9:134:LYS:HG3	2.14	0.48
32:i9:3:ASP:N	32:i9:6:THR:OG1	2.38	0.48
32:cA:151:GLY:HA3	33:cA:202:CYC:HMD1	1.87	0.48
31:dA:95:VAL:O	31:dA:99:LEU:HG	2.13	0.48
31:hA:84:CYS:HA	33:hA:201:CYC:HAC1	1.92	0.48
32:iA:59:LEU:HD23	32:iA:133:LYS:HD2	1.95	0.48
32:kA:59:LEU:HD23	32:kA:133:LYS:HD2	1.95	0.48
32:kA:106:GLU:HG2	32:kA:110:LEU:HD12	1.95	0.48
33:mA:201:CYC:HMA3	33:mA:201:CYC:HBA2	1.95	0.48
4:aB:64:ASP:O	4:aB:68:PRO:CG	2.61	0.48
4:vB:39:ARG:O	4:vB:42:THR:OG1	2.30	0.48
3:qB:112:VAL:HA	3:qB:115:MET:HG2	1.96	0.48
4:xB:84:ASP:OD2	4:xB:116:TYR:OH	2.30	0.48
31:jC:95:VAL:O	31:jC:99:LEU:HG	2.13	0.48
33:jC:202:CYC:HMD1	32:kC:151:GLY:CA	2.41	0.48
32:mC:97:VAL:O	32:mC:97:VAL:HG12	2.12	0.48
36:aD:406:CLA:H62	36:aD:406:CLA:H41	1.67	0.48
36:cD:509:CLA:H201	44:cD:517:DGD:HA82	1.96	0.48
4:aF:47:ASN:N	4:aF:47:ASN:OD1	2.42	0.48
31:bH:84:CYS:SG	31:bH:85:ALA:N	2.86	0.48
32:cH:64:PRO:HD2	32:cH:65:GLN:H	1.78	0.48
33:iH:201:CYC:HMA3	33:iH:201:CYC:HBA2	1.95	0.48
32:mH:64:PRO:HD2	32:mH:65:GLN:H	1.78	0.48
32:mI:116:THR:O	32:mI:120:LEU:HG	2.13	0.48

Continued on next page...

Continued from previous page...

Atom-1	Atom-2	Interatomic distance (Å)	Clash overlap (Å)
33:cJ:202:CYC:HMA3	33:cJ:202:CYC:HBA2	1.95	0.48
33:eJ:202:CYC:CMA	33:eJ:202:CYC:HBA2	2.44	0.48
33:eJ:202:CYC:HC	33:eJ:202:CYC:HMD2	1.78	0.48
32:gJ:35:ASN:O	32:gJ:38:LEU:HB2	2.13	0.48
4:1L:13:ASP:OD2	5:8L:63:ASN:ND2	2.47	0.48
3:6L:80:THR:CG2	33:6L:201:CYC:C4D	2.92	0.48
1:BA:226:LYS:NZ	1:BA:226:LYS:CB	2.73	0.48
2:BB:883:PHE:O	2:BB:886:THR:OG1	2.30	0.48
2:CB:251:VAL:HG13	2:CB:262:LEU:O	2.14	0.48
5:UB:6:VAL:HG12	5:UB:53:VAL:HG13	1.96	0.48
6:AD:288:LEU:HD22	8:CD:419:ILE:HD13	1.96	0.48
7:BD:42:LEU:HD11	7:BD:93:PHE:HB2	1.94	0.48
36:BD:602:CLA:H71	12:HD:46:LEU:HD13	1.94	0.48
36:BD:611:CLA:H8	36:BD:612:CLA:HAB	1.95	0.48
9:DD:300:SER:OG	9:DD:301:GLN:N	2.46	0.48
7:BE:496:GLN:CA	7:BE:496:GLN:NE2	2.73	0.48
12:HE:12:ARG:HD2	2:B4:153:SER:HB3	1.96	0.48
4:YF:75:THR:HG23	3:ZF:111:GLY:HA3	1.93	0.48
4:YF:120:GLY:O	29:gF:118:ASN:ND2	2.46	0.48
30:VG:112:VAL:O	30:VG:112:VAL:CG1	2.62	0.48
1:BJ:200:GLN:C	1:BJ:200:GLN:CD	2.81	0.48
28:EK:117:PHE:CD1	28:EK:118:ALA:H	1.57	0.48
3:KL:30:VAL:HG11	4:LL:34:GLY:HA3	1.96	0.48
6:A1:135:TYR:OH	13:I1:31:ASN:HB3	2.07	0.48
36:A1:405:CLA:H101	36:D1:405:CLA:H161	1.94	0.48
8:C1:196:ILE:HG22	8:C1:197:PHE:N	2.02	0.48
6:a1:238:ARG:HH21	22:t1:28:ARG:HB2	1.78	0.48
36:b1:612:CLA:H8	36:b1:613:CLA:HAB	1.95	0.48
8:c1:137:ASP:N	8:c1:140:ASP:OD1	2.46	0.48
22:t1:4:VAL:HG11	39:t1:101:LMG:H151	1.95	0.48
33:c2:201:CYC:HMA1	33:c2:201:CYC:HB	1.79	0.48
32:e2:59:LEU:CD1	32:e2:130:GLY:CA	2.90	0.48
32:e2:64:PRO:HD2	32:e2:65:GLN:H	1.78	0.48
32:g2:59:LEU:HD23	32:g2:133:LYS:HD2	1.95	0.48
32:i2:40:SER:HB2	32:i2:142:VAL:HG11	1.94	0.48
33:i2:201:CYC:HMA3	33:i2:201:CYC:HBA2	1.95	0.48
32:k2:106:GLU:HG2	32:k2:110:LEU:HD12	1.95	0.48
33:c3:202:CYC:CMA	33:c3:202:CYC:HBA2	2.44	0.48
31:d3:148:VAL:CG1	33:m3:201:CYC:HMB2	2.42	0.48
33:g3:201:CYC:CMB	31:j3:148:VAL:CG1	2.82	0.48
33:g3:201:CYC:CMA	33:g3:201:CYC:HBA2	2.44	0.48

Continued on next page...

Continued from previous page...

Atom-1	Atom-2	Interatomic distance (Å)	Clash overlap (Å)
33:g3:201:CYC:HBA2	33:g3:201:CYC:HMA3	1.95	0.48
33:i3:201:CYC:HMA3	33:i3:201:CYC:HBA2	1.95	0.48
31:l3:130:ILE:O	31:l3:134:LYS:HG3	2.14	0.48
32:m3:59:LEU:CD1	32:m3:130:GLY:CA	2.90	0.48
3:Z4:25:ARG:HH21	3:q4:22:GLU:HG2	1.78	0.48
3:u4:4:VAL:HG22	3:u4:26:ILE:HD12	1.96	0.48
2:C4:431:TYR:CG	33:hF:201:CYC:OB	2.66	0.48
32:c6:116:THR:CG2	1:B6:104:TYR:CE1	2.97	0.48
31:f6:95:VAL:O	31:f6:99:LEU:HG	2.13	0.48
32:g6:116:THR:HG22	1:B6:179:LEU:O	2.14	0.48
32:i6:59:LEU:CD1	32:i6:130:GLY:CA	2.90	0.48
32:g7:59:LEU:CD1	32:g7:130:GLY:CA	2.90	0.48
33:g7:201:CYC:CMA	33:g7:201:CYC:HBA2	2.44	0.48
31:j7:130:ILE:O	31:j7:134:LYS:HG3	2.13	0.48
32:k7:59:LEU:CD1	32:k7:130:GLY:CA	2.90	0.48
1:B8:230:ARG:HG2	1:B8:233:ASN:H	1.79	0.48
31:b8:95:VAL:O	31:b8:99:LEU:HG	2.13	0.48
32:c8:102:ALA:CB	32:c8:166:ARG:NH1	2.77	0.48
33:c8:202:CYC:CMA	33:c8:202:CYC:HBA2	2.44	0.48
32:c9:116:THR:O	32:c9:120:LEU:HG	2.13	0.48
33:c9:202:CYC:HMA3	33:c9:202:CYC:HBA2	1.95	0.48
32:e9:59:LEU:HD23	32:e9:133:LYS:HD2	1.95	0.48
31:j9:95:VAL:O	31:j9:99:LEU:HG	2.13	0.48
32:m9:116:THR:O	32:m9:120:LEU:HG	2.13	0.48
32:gA:35:ASN:O	32:gA:38:LEU:HB2	2.13	0.48
33:gA:302:CYC:CMA	33:gA:302:CYC:HBA2	2.44	0.48
33:jA:202:CYC:HMD2	33:jA:202:CYC:HC	1.77	0.48
3:oB:115:MET:HE3	3:oB:115:MET:HB2	1.79	0.48
32:iC:75:THR:HG1	32:iC:78:ARG:CG	2.25	0.48
31:jC:95:VAL:HG21	31:jC:154:LEU:HD21	1.94	0.48
32:kC:106:GLU:HG2	32:kC:110:LEU:HD12	1.95	0.48
36:bD:604:CLA:H161	44:hD:104:DGD:HAW2	1.95	0.48
36:bD:613:CLA:H18	43:bD:617:BCR:H312	1.94	0.48
15:kE:23:ILE:CD1	26:yE:72:LEU:HD22	2.44	0.48
3:fF:105:GLU:OE1	30:mF:16:ARG:NH2	2.46	0.48
30:mF:112:VAL:O	30:mF:112:VAL:CG1	2.62	0.48
4:7G:154:ASP:HA	4:7G:157:CYS:HB2	1.95	0.48
32:cH:102:ALA:CB	32:cH:166:ARG:NH1	2.77	0.48
32:eH:151:GLY:CA	33:eH:202:CYC:CMD	2.85	0.48
32:gH:97:VAL:O	32:gH:97:VAL:HG12	2.12	0.48
32:iH:59:LEU:HD23	32:iH:133:LYS:HD2	1.95	0.48

Continued on next page...

Continued from previous page...

Atom-1	Atom-2	Interatomic distance (Å)	Clash overlap (Å)
31:bI:95:VAL:O	31:bI:99:LEU:HG	2.13	0.48
32:cI:3:ASP:N	32:cI:6:THR:OG1	2.38	0.48
33:iI:201:CYC:HMA3	33:iI:201:CYC:HBA2	1.95	0.48
31:lI:95:VAL:HG21	31:lI:154:LEU:HD21	1.93	0.48
31:bJ:33:GLN:CB	31:hJ:25:GLN:NE2	2.76	0.48
32:cJ:116:THR:O	32:cJ:120:LEU:HG	2.13	0.48
31:fJ:95:VAL:HG21	31:fJ:154:LEU:HD21	1.94	0.48
32:iJ:59:LEU:HD23	32:iJ:133:LYS:HD2	1.95	0.48
3:6L:80:THR:HG22	33:6L:201:CYC:C1D	2.36	0.48
2:CB:364:ARG:HH21	2:CB:396:GLU:CD	2.22	0.48
2:CB:551:PHE:CE1	3:JK:5:THR:HG23	2.42	0.48
2:CB:833:GLN:OE1	2:CB:904:SER:OG	2.31	0.48
4:TB:130:ILE:HD11	4:TB:157:CYS:HB3	1.94	0.48
3:XB:71:ASN:OD1	3:XB:71:ASN:N	2.46	0.48
1:BC:200:GLN:HE22	1:BC:202:SER:CA	2.26	0.48
6:AD:23:SER:OG	6:AD:25:ASN:OD1	2.32	0.48
7:BD:110:ALA:HB2	43:BD:617:BCR:H17C	1.95	0.48
21:SD:16:UNK:C	21:SD:18:UNK:N	2.77	0.48
27:ZD:37:LYS:N	27:ZD:38:PRO:CD	2.75	0.48
7:BE:38:ALA:HA	7:BE:41:GLU:HB2	1.96	0.48
8:CE:310:LYS:HB3	8:CE:310:LYS:HE2	1.78	0.48
9:DE:100:ASP:N	9:DE:100:ASP:OD1	2.45	0.48
13:IE:4:LEU:HD11	40:bE:602:LMT:H72	1.95	0.48
28:EF:137:MET:CE	3:ZF:83:ARG:NH1	2.73	0.48
4:YF:121:VAL:HG11	33:YF:201:CYC:HC	1.79	0.48
29:QG:25:ASP:OD1	29:QG:25:ASP:O	2.32	0.48
30:VG:142:ASP:OD1	30:VG:142:ASP:N	2.47	0.48
4:WG:107:ARG:HH12	5:2G:45:LYS:HA	1.79	0.48
1:BI:179:LEU:O	32:gI:116:THR:HG22	2.14	0.48
4:WL:77:ARG:NH2	5:2L:62:THR:O	2.47	0.48
6:A1:264:SER:OG	6:A1:265:PHE:N	2.46	0.48
6:A1:288:LEU:HD22	8:C1:419:ILE:HD13	1.96	0.48
7:B1:324:LEU:HB3	9:D1:295:ALA:HB2	1.96	0.48
6:a1:283:ILE:O	6:a1:287:SER:N	2.41	0.48
8:c1:13:ARG:NH1	8:c1:13:ARG:H	2.12	0.48
31:b2:33:GLN:CB	31:h2:25:GLN:NE2	2.76	0.48
31:b2:84:CYS:SG	31:b2:85:ALA:N	2.86	0.48
32:c2:10:SER:O	1:B3:230:ARG:CZ	2.56	0.48
32:c2:15:ARG:HA	1:B3:227:GLN:NE2	2.29	0.48
33:c2:202:CYC:HBA2	33:c2:202:CYC:HMA3	1.95	0.48
33:e2:202:CYC:CMA	33:e2:202:CYC:HBA2	2.44	0.48

Continued on next page...

Continued from previous page...

Atom-1	Atom-2	Interatomic distance (Å)	Clash overlap (Å)
32:g2:116:THR:HG22	1:B2:179:LEU:O	2.14	0.48
31:l2:95:VAL:O	31:l2:99:LEU:HG	2.13	0.48
31:j3:95:VAL:O	31:j3:99:LEU:HG	2.13	0.48
3:Z4:142:SER:HB3	4:5G:39:ARG:HG2	1.96	0.48
4:W4:30:TYR:OH	4:W4:97:LEU:O	2.31	0.48
4:W4:112:LEU:HD21	33:W4:201:CYC:HHB	1.95	0.48
2:B4:368:SER:OG	2:B4:371:GLU:HB3	2.14	0.48
1:B5:230:ARG:HG2	1:B5:233:ASN:H	1.79	0.48
32:c5:76:SER:O	31:d5:118:ILE:HD11	2.13	0.48
32:i5:59:LEU:HD23	32:i5:133:LYS:HD2	1.95	0.48
31:l5:95:VAL:O	31:l5:99:LEU:HG	2.13	0.48
31:b6:33:GLN:CB	31:h6:25:GLN:NE2	2.76	0.48
32:c6:116:THR:O	32:c6:120:LEU:HG	2.13	0.48
32:c7:76:SER:O	31:d7:118:ILE:HD11	2.13	0.48
32:c7:116:THR:O	32:c7:120:LEU:HG	2.13	0.48
32:g7:64:PRO:HD2	32:g7:65:GLN:H	1.78	0.48
32:g7:116:THR:O	32:g7:120:LEU:HG	2.13	0.48
33:g7:202:CYC:O1A	1:B7:58:HIS:CB	2.57	0.48
31:l7:130:ILE:O	31:l7:134:LYS:HG3	2.14	0.48
33:m7:201:CYC:NB	33:m7:201:CYC:CMA	2.73	0.48
1:B7:189:ARG:O	1:B7:192:LEU:HD12	2.13	0.48
1:B7:233:ASN:N	1:B7:233:ASN:ND2	2.59	0.48
32:e8:64:PRO:HD2	32:e8:65:GLN:H	1.78	0.48
31:f8:95:VAL:O	31:f8:99:LEU:HG	2.13	0.48
32:k8:3:ASP:N	32:k8:6:THR:OG1	2.38	0.48
31:b9:33:GLN:CB	31:h9:25:GLN:NE2	2.76	0.48
33:c9:202:CYC:CAB	31:h9:149:GLU:CG	2.90	0.48
31:h9:95:VAL:O	31:h9:99:LEU:HG	2.13	0.48
33:i9:201:CYC:HMD2	33:i9:201:CYC:HC	1.77	0.48
31:l9:95:VAL:O	31:l9:99:LEU:HG	2.13	0.48
32:mA:64:PRO:HD2	32:mA:65:GLN:H	1.78	0.48
31:lC:149:GLU:C	31:lC:152:SER:HG	2.18	0.48
8:cD:188:ASN:O	8:cD:189:PRO:C	2.52	0.48
15:kD:23:ILE:CD1	26:yD:72:LEU:HD22	2.44	0.48
8:cE:262:SER:CB	36:cE:508:CLA:NA	2.63	0.48
9:dE:245:SER:OG	9:dE:246:MET:N	2.46	0.48
31:bH:126:PRO:CD	31:bH:127:SER:H	2.13	0.48
33:cH:202:CYC:HAB2	31:hH:149:GLU:HG2	1.95	0.48
33:cH:202:CYC:CMA	33:cH:202:CYC:HBA2	2.44	0.48
31:bI:130:ILE:O	31:bI:134:LYS:HG3	2.14	0.48
33:eI:202:CYC:HBA2	33:eI:202:CYC:HMA3	1.94	0.48

Continued on next page...

Continued from previous page...

Atom-1	Atom-2	Interatomic distance (Å)	Clash overlap (Å)
31:fI:31:PHE:HE2	32:gI:38:LEU:HD11	1.78	0.48
32:gI:97:VAL:O	32:gI:97:VAL:HG12	2.12	0.48
31:jI:24:ILE:HD13	32:kI:42:ASN:HD21	1.77	0.48
32:kI:59:LEU:HD23	32:kI:133:LYS:HD2	1.95	0.48
31:bJ:130:ILE:O	31:bJ:134:LYS:HG3	2.14	0.48
32:cJ:64:PRO:HD2	32:cJ:65:GLN:H	1.78	0.48
33:gJ:201:CYC:CMA	33:gJ:201:CYC:HBA2	2.44	0.48
31:hJ:95:VAL:O	31:hJ:99:LEU:HG	2.13	0.48
33:iJ:201:CYC:HMD2	33:iJ:201:CYC:HC	1.77	0.48
32:kJ:59:LEU:HD23	32:kJ:133:LYS:HD2	1.95	0.48
1:BA:21:TYR:C	31:fA:113:ALA:O	2.56	0.48
1:BA:194:PHE:HD1	1:BA:195:PRO:HD2	1.79	0.48
2:BB:833:GLN:OE1	2:BB:904:SER:OG	2.31	0.48
3:OB:24:ASP:N	3:OB:24:ASP:OD1	2.45	0.48
4:YB:22:SER:O	4:YB:26:LYS:NZ	2.41	0.48
8:CD:13:ARG:HG2	8:CD:13:ARG:NH1	2.23	0.48
39:AE:408:LMG:HC5	7:bE:75:TRP:HB3	1.95	0.48
7:BE:80:LEU:HD12	7:BE:80:LEU:HA	1.56	0.48
13:IE:31:ASN:N	13:IE:32:PRO:CD	2.76	0.48
3:AG:72:ALA:HA	3:AG:77:MET:HB3	1.96	0.48
28:BG:123:LEU:CD2	4:JG:134:LYS:NZ	2.77	0.48
1:BJ:230:ARG:HG2	1:BJ:233:ASN:H	1.79	0.48
3:JK:71:ASN:HD21	3:JK:121:THR:HG22	1.78	0.48
3:AL:34:GLU:O	3:AL:38:ARG:NH1	2.42	0.48
3:KL:114:GLU:HA	3:KL:117:LYS:HE3	1.95	0.48
4:SL:13:ASP:HB3	5:2L:63:ASN:HD22	1.78	0.48
9:D1:203:GLY:HA3	9:D1:278:GLY:HA3	1.95	0.48
17:M1:36:GLU:CD	17:m1:35:LYS:HZ2	2.21	0.48
7:b1:75:TRP:CE2	7:b1:92:SER:OG	2.66	0.48
7:b1:257:TRP:NE1	9:d1:163:GLY:O	2.47	0.48
8:c1:128:GLU:CG	8:c1:135:GLY:HA2	2.42	0.48
8:c1:259:LEU:HD23	8:c1:259:LEU:C	2.39	0.48
10:e1:67:THR:OG1	10:e1:75:GLN:OE1	2.28	0.48
31:f2:31:PHE:HE2	32:g2:38:LEU:HD11	1.78	0.48
33:i2:202:CYC:HB	33:i2:202:CYC:HMA1	1.79	0.48
33:j2:202:CYC:HBC1	32:k2:40:SER:HB3	1.96	0.48
1:B2:205:ARG:NE	1:B2:207:VAL:CG1	2.76	0.48
31:d3:95:VAL:O	31:d3:99:LEU:HG	2.13	0.48
31:f3:113:ALA:O	1:B3:21:TYR:C	2.56	0.48
33:i3:201:CYC:CMA	33:i3:201:CYC:HBA2	2.44	0.48
33:i3:202:CYC:HB	33:i3:202:CYC:HMA1	1.79	0.48

Continued on next page...

Continued from previous page...

Atom-1	Atom-2	Interatomic distance (Å)	Clash overlap (Å)
32:k3:84:ARG:NH2	31:l3:117:GLU:OE1	2.40	0.48
4:a4:49:ALA:C	4:a4:52:VAL:CG2	2.87	0.48
3:s4:4:VAL:HG21	3:s4:26:ILE:HG23	1.92	0.48
33:v4:201:CYC:HBA1	2:B4:840:ASN:HD22	1.78	0.48
3:q4:82:LEU:HA	3:q4:85:LEU:HB2	1.96	0.48
3:y4:83:ARG:HA	3:y4:86:ASP:HB3	1.96	0.48
33:c5:202:CYC:CAB	31:h5:149:GLU:CG	2.90	0.48
32:e5:59:LEU:HD23	32:e5:133:LYS:HD2	1.95	0.48
32:e5:151:GLY:CA	33:e5:202:CYC:CMD	2.85	0.48
32:g5:59:LEU:HD23	32:g5:133:LYS:HD2	1.95	0.48
32:g5:97:VAL:O	32:g5:97:VAL:HG12	2.12	0.48
33:i5:202:CYC:HB	33:i5:202:CYC:HMA1	1.79	0.48
31:h6:84:CYS:HB2	33:h6:201:CYC:CAC	2.35	0.48
33:j7:202:CYC:HBC1	32:k7:40:SER:HB3	1.96	0.48
31:l7:95:VAL:O	31:l7:99:LEU:HG	2.13	0.48
1:B7:209:GLN:N	1:B7:209:GLN:CD	2.71	0.48
31:b8:130:ILE:O	31:b8:134:LYS:HG3	2.14	0.48
32:c8:97:VAL:O	32:c8:97:VAL:HG12	2.12	0.48
32:i8:102:ALA:CB	32:i8:166:ARG:NH1	2.77	0.48
32:m8:116:THR:O	32:m8:120:LEU:HG	2.13	0.48
33:e9:202:CYC:CMA	33:e9:202:CYC:HBA2	2.44	0.48
32:g9:119:ALA:O	1:B9:189:ARG:HD3	2.14	0.48
33:g9:201:CYC:HBA2	33:g9:201:CYC:HMA3	1.95	0.48
33:i9:201:CYC:CMA	33:i9:201:CYC:HBA2	2.44	0.48
31:j9:38:LEU:HD11	32:k9:31:VAL:HG21	1.95	0.48
31:j9:130:ILE:O	31:j9:134:LYS:HG3	2.13	0.48
1:B9:233:ASN:ND2	1:B9:233:ASN:N	2.60	0.48
33:cA:202:CYC:CMA	33:cA:202:CYC:HBA2	2.44	0.48
33:cA:202:CYC:HBA2	33:cA:202:CYC:HMA3	1.95	0.48
32:eA:151:GLY:CA	33:eA:202:CYC:CMD	2.85	0.48
31:jA:95:VAL:O	31:jA:99:LEU:HG	2.13	0.48
32:kA:116:THR:O	32:kA:120:LEU:HG	2.13	0.48
32:mA:102:ALA:CB	32:mA:166:ARG:NH1	2.77	0.48
3:yB:83:ARG:HA	3:yB:86:ASP:HB3	1.96	0.48
32:eC:64:PRO:HD2	32:eC:65:GLN:H	1.78	0.48
33:mC:201:CYC:CMA	33:mC:201:CYC:HBA2	2.44	0.48
8:cD:13:ARG:NH1	8:cD:13:ARG:H	2.12	0.48
9:dD:203:GLY:HA3	9:dD:278:GLY:HA3	1.95	0.48
22:tD:4:VAL:HG11	39:tD:101:LMG:H151	1.95	0.48
7:bE:75:TRP:CE2	7:bE:92:SER:OG	2.66	0.48
7:bE:92:SER:OG	7:bE:94:GLU:O	2.32	0.48

Continued on next page...

Continued from previous page...

Atom-1	Atom-2	Interatomic distance (Å)	Clash overlap (Å)
36:bE:604:CLA:H161	44:hE:104:DGD:HAW2	1.95	0.48
3:bF:77:MET:O	3:bF:80:THR:OG1	2.32	0.48
32:cH:116:THR:O	32:cH:120:LEU:HG	2.13	0.48
33:cH:202:CYC:HC	33:cH:202:CYC:HMD2	1.77	0.48
31:dH:148:VAL:CG1	33:mH:201:CYC:HMB2	2.42	0.48
31:lH:91:TYR:CE2	31:lH:129:TYR:HD1	2.25	0.48
33:eI:202:CYC:CMA	33:eI:202:CYC:HBA2	2.44	0.48
33:iI:201:CYC:CMA	33:iI:201:CYC:HBA2	2.44	0.48
33:mI:201:CYC:HMD2	33:mI:201:CYC:HC	1.77	0.48
33:mI:201:CYC:CMA	33:mI:201:CYC:HBA2	2.44	0.48
31:fJ:130:ILE:O	31:fJ:134:LYS:HG3	2.14	0.48
32:mJ:102:ALA:CB	32:mJ:166:ARG:NH1	2.77	0.48
3:bK:77:MET:O	3:bK:80:THR:OG1	2.32	0.48
3:dK:73:TYR:H	3:dK:77:MET:HB2	1.78	0.48
2:BB:141:VAL:HG23	2:BB:211:GLN:CG	2.44	0.48
2:BB:583:ILE:CG2	33:1L:201:CYC:HMA3	2.43	0.48
2:BB:732:ASN:C	2:BB:734:ARG:H	2.21	0.48
2:CB:69:SER:O	2:CB:73:ASN:ND2	2.46	0.48
2:CB:239:ILE:O	2:CB:243:GLU:HG3	2.14	0.48
2:CB:549:VAL:HG22	3:JK:107:ILE:HG12	1.95	0.48
1:BC:240:LEU:O	1:BC:240:LEU:HD22	2.13	0.48
10:ED:60:ARG:HD3	10:ED:64:PRO:CG	2.38	0.48
7:BE:42:LEU:HD11	7:BE:93:PHE:HB2	1.94	0.48
7:BE:289:GLN:HA	7:BE:292:ILE:HG12	1.95	0.48
21:SE:16:UNK:C	21:SE:18:UNK:N	2.77	0.48
3:AG:25:ARG:HD3	3:IG:25:ARG:HA	1.95	0.48
29:QG:47:ASN:HB2	29:QG:50:GLU:HB3	1.95	0.48
4:SG:13:ASP:HB3	5:2G:63:ASN:HD22	1.78	0.48
4:SG:113:LYS:O	4:SG:117:ASN:ND2	2.41	0.48
1:BH:196:GLN:N	1:BH:196:GLN:CD	2.72	0.48
4:MK:2:GLN:O	4:MK:102:SER:OG	2.31	0.48
4:YK:50:ASN:HA	4:YK:53:LYS:HG2	1.94	0.48
3:ZK:6:LYS:HD3	3:ZK:102:THR:HG21	1.96	0.48
3:KL:85:LEU:HB3	3:KL:133:MET:HE1	1.96	0.48
29:QL:25:ASP:OD1	29:QL:25:ASP:O	2.32	0.48
3:TL:61:LYS:HD2	3:TL:128:GLU:HG3	1.96	0.48
6:A1:284:TRP:HA	6:A1:287:SER:HB3	1.96	0.48
8:C1:59:VAL:CA	15:K1:10:LEU:CD2	2.90	0.48
9:D1:68:LEU:HB3	10:E1:49:THR:HG21	1.96	0.48
44:H1:102:DGD:O5D	44:H1:102:DGD:O4D	2.30	0.48
9:d1:59:TYR:HD2	10:e1:76:ILE:CD1	2.25	0.48

Continued on next page...

Continued from previous page...

Atom-1	Atom-2	Interatomic distance (Å)	Clash overlap (Å)
33:e2:201:CYC:HBA1	1:B2:15:ASN:HA	1.96	0.48
33:e2:202:CYC:CBD	33:e2:202:CYC:CHA	2.86	0.48
32:g2:119:ALA:O	1:B2:189:ARG:HD3	2.14	0.48
31:h2:52:ILE:HG23	31:h2:88:ILE:CG2	2.44	0.48
1:B2:238:VAL:HG13	3:O4:79:ALA:C	2.36	0.48
3:s4:13:ALA:O	2:C4:761:ARG:NH2	2.46	0.48
4:v4:37:ARG:NH1	4:v4:96:MET:O	2.45	0.48
3:o4:83:ARG:O	3:o4:84:ASP:C	2.56	0.48
4:x4:3:ASP:HB3	4:x4:6:THR:H	1.79	0.48
4:x4:56:VAL:HG12	4:x4:60:LEU:HD12	1.94	0.48
4:x4:84:ASP:OD2	4:x4:116:TYR:OH	2.30	0.48
2:B4:239:ILE:O	2:B4:243:GLU:HG3	2.14	0.48
4:P4:37:ARG:NH1	4:P4:96:MET:O	2.46	0.48
32:m5:102:ALA:CB	32:m5:166:ARG:NH1	2.77	0.48
31:b6:130:ILE:O	31:b6:134:LYS:HG3	2.13	0.48
32:c6:64:PRO:HD2	32:c6:65:GLN:H	1.78	0.48
32:c6:106:GLU:HG2	32:c6:110:LEU:HD12	1.94	0.48
33:c6:202:CYC:HAB2	31:h6:149:GLU:HG2	1.95	0.48
31:f6:113:ALA:O	1:B6:21:TYR:C	2.57	0.48
33:i6:201:CYC:HMD2	33:i6:201:CYC:HC	1.77	0.48
32:i7:151:GLY:CA	33:i7:201:CYC:HMD2	2.40	0.48
33:m7:201:CYC:CMA	33:m7:201:CYC:HBA2	2.44	0.48
32:c8:106:GLU:HG2	32:c8:110:LEU:HD12	1.94	0.48
31:f8:130:ILE:O	31:f8:134:LYS:HG3	2.14	0.48
31:d9:95:VAL:O	31:d9:99:LEU:HG	2.13	0.48
31:h9:126:PRO:CD	31:h9:127:SER:H	2.13	0.48
33:i9:201:CYC:HBD1	33:i9:201:CYC:CHA	2.29	0.48
33:i9:202:CYC:HB	33:i9:202:CYC:HMA1	1.79	0.48
32:k9:106:GLU:HG2	32:k9:110:LEU:HD12	1.95	0.48
33:jA:202:CYC:HBC1	32:kA:40:SER:HB3	1.96	0.48
32:kA:102:ALA:CB	32:kA:166:ARG:NH1	2.77	0.48
31:lA:52:ILE:HG23	31:lA:88:ILE:CG2	2.44	0.48
33:eC:202:CYC:CMA	33:eC:202:CYC:HBA2	2.44	0.48
32:iC:102:ALA:CB	32:iC:166:ARG:NH1	2.77	0.48
31:lC:130:ILE:O	31:lC:134:LYS:HG3	2.14	0.48
33:mC:201:CYC:HMD2	33:mC:201:CYC:HC	1.78	0.48
7:bD:75:TRP:CE2	7:bD:92:SER:OG	2.66	0.48
12:hD:35:MET:HE2	12:hD:35:MET:HB2	1.74	0.48
36:aE:406:CLA:H62	36:aE:406:CLA:H41	1.67	0.48
8:cE:13:ARG:NH1	8:cE:13:ARG:H	2.12	0.48
9:dE:89:LEU:C	9:dE:91:PHE:CE1	2.91	0.48

Continued on next page...

Continued from previous page...

Atom-1	Atom-2	Interatomic distance (Å)	Clash overlap (Å)
25:xE:6:MET:HA	25:xE:9:PHE:HB2	1.94	0.48
31:bH:95:VAL:O	31:bH:99:LEU:HG	2.13	0.48
32:eH:64:PRO:HD2	32:eH:65:GLN:H	1.78	0.48
32:eH:106:GLU:HG2	32:eH:110:LEU:HD12	1.95	0.48
32:gH:59:LEU:HD23	32:gH:133:LYS:HD2	1.95	0.48
32:iH:102:ALA:CB	32:iH:166:ARG:NH1	2.77	0.48
31:fI:95:VAL:O	31:fI:99:LEU:HG	2.13	0.48
32:iI:64:PRO:HD2	32:iI:65:GLN:H	1.78	0.48
33:iI:202:CYC:HB	33:iI:202:CYC:HMA1	1.79	0.48
32:cJ:106:GLU:HG2	32:cJ:110:LEU:HD12	1.95	0.48
32:eJ:106:GLU:HG2	32:eJ:110:LEU:HD12	1.95	0.48
33:iJ:201:CYC:CMA	33:iJ:201:CYC:HBA2	2.44	0.48
31:jJ:24:ILE:HD13	32:kJ:42:ASN:HD21	1.78	0.48
32:kJ:64:PRO:HD2	32:kJ:65:GLN:H	1.77	0.48
5:3K:44:MET:HG2	4:nK:110:ASN:HD22	1.79	0.48
3:fK:25:ARG:HD3	30:mK:25:ASN:HD21	1.78	0.48
30:mK:97:LEU:CD1	4:nK:19:LEU:CD1	2.82	0.48
4:nK:106:GLU:O	4:nK:110:ASN:ND2	2.43	0.48
6:AD:153:ALA:HA	36:AD:404:CLA:HED1	1.95	0.47
8:CD:191:LEU:O	40:CD:521:LMT:H22	2.09	0.47
18:OD:55:ARG:HH22	18:oE:229:SER:CB	2.23	0.47
9:DE:199:MET:HB3	37:DE:408:PL9:H272	1.96	0.47
36:IE:101:CLA:HAC1	43:IE:102:BCR:H14C	1.95	0.47
28:EF:127:THR:O	28:EF:127:THR:OG1	2.32	0.47
28:EF:131:ARG:HD3	4:YF:62:TYR:HB2	1.95	0.47
3:JF:62:ARG:NH2	3:JF:64:ASP:OD2	2.46	0.47
1:BH:21:TYR:C	31:fH:113:ALA:O	2.57	0.47
1:BI:104:TYR:CE1	32:cI:116:THR:CG2	2.97	0.47
1:BJ:15:ASN:HA	33:eJ:201:CYC:HBA1	1.96	0.47
4:KK:64:ASP:HA	4:KK:67:ARG:HD2	1.96	0.47
3:AL:72:ALA:HA	3:AL:77:MET:HB3	1.96	0.47
3:AL:87:TYR:HB3	33:AL:201:CYC:HBB3	1.96	0.47
28:BL:110:LYS:HD2	28:BL:110:LYS:H	1.79	0.47
3:TL:38:ARG:HA	3:TL:41:GLU:HB2	1.95	0.47
4:WL:96:MET:HE3	4:WL:96:MET:HB3	1.82	0.47
7:B1:257:TRP:NE1	9:D1:163:GLY:O	2.45	0.47
24:V1:154:GLN:OE1	24:V1:154:GLN:N	2.47	0.47
39:a1:408:LMG:H411	39:a1:408:LMG:H241	1.96	0.47
7:b1:63:MET:CE	7:b1:80:LEU:HD21	2.44	0.47
23:u1:76:MET:HE2	23:u1:76:MET:HB2	1.85	0.47
33:c2:202:CYC:CMA	33:c2:202:CYC:HBA2	2.44	0.47

Continued on next page...

Continued from previous page...

Atom-1	Atom-2	Interatomic distance (Å)	Clash overlap (Å)
31:f2:130:ILE:O	31:f2:134:LYS:HG3	2.14	0.47
33:c3:202:CYC:HBA2	33:c3:202:CYC:HMA3	1.95	0.47
31:f3:31:PHE:HE2	32:g3:38:LEU:HD11	1.78	0.47
32:g3:102:ALA:CB	32:g3:166:ARG:NH1	2.77	0.47
32:k3:116:THR:O	32:k3:120:LEU:HG	2.13	0.47
1:B3:198:ILE:CG2	1:B3:199:TRP:N	2.76	0.47
3:S4:12:ASP:OD2	4:T4:107:ARG:NH1	2.47	0.47
3:q4:112:VAL:HA	3:q4:115:MET:HG2	1.96	0.47
2:B4:141:VAL:HG23	2:B4:211:GLN:CG	2.44	0.47
2:B4:883:PHE:O	2:B4:886:THR:OG1	2.30	0.47
1:B5:202:SER:O	1:B5:203:VAL:HG13	2.10	0.47
33:c5:202:CYC:CMA	33:c5:202:CYC:HBA2	2.44	0.47
31:j5:24:ILE:HD13	32:k5:42:ASN:HD21	1.78	0.47
33:j5:202:CYC:HBC1	32:k5:40:SER:HB3	1.96	0.47
32:k5:116:THR:O	32:k5:120:LEU:HG	2.13	0.47
32:e6:64:PRO:HD2	32:e6:65:GLN:H	1.78	0.47
32:g6:106:GLU:HG2	32:g6:110:LEU:HD12	1.95	0.47
33:j6:202:CYC:HBA2	33:j6:202:CYC:HMA3	1.95	0.47
32:k6:64:PRO:HD2	32:k6:65:GLN:H	1.78	0.47
31:l6:91:TYR:HE2	31:l6:129:TYR:CE1	2.03	0.47
31:h7:95:VAL:O	31:h7:99:LEU:HG	2.13	0.47
33:i7:201:CYC:CMA	33:i7:201:CYC:HBA2	2.44	0.47
32:k7:116:THR:O	32:k7:120:LEU:HG	2.13	0.47
1:B7:230:ARG:NH2	32:c9:14:THR:CG2	2.76	0.47
32:c8:64:PRO:HD2	32:c8:65:GLN:H	1.78	0.47
33:e8:202:CYC:CMA	33:e8:202:CYC:HBA2	2.44	0.47
32:g8:102:ALA:CB	32:g8:166:ARG:NH1	2.77	0.47
33:i8:201:CYC:HMA3	33:i8:201:CYC:HBA2	1.95	0.47
31:f9:113:ALA:O	1:B9:21:TYR:C	2.57	0.47
32:g9:3:ASP:N	32:g9:6:THR:OG1	2.38	0.47
32:i9:59:LEU:HD23	32:i9:133:LYS:HD2	1.95	0.47
32:m9:102:ALA:CB	32:m9:166:ARG:NH1	2.77	0.47
32:m9:153:CYS:HG	33:m9:201:CYC:CAC	1.92	0.47
32:cA:3:ASP:N	32:cA:6:THR:OG1	2.38	0.47
32:cA:106:GLU:HG2	32:cA:110:LEU:HD12	1.95	0.47
32:eA:135:LYS:CB	32:eA:164:PHE:CB	2.92	0.47
31:fA:31:PHE:HE2	32:gA:38:LEU:HD11	1.78	0.47
33:gA:302:CYC:HBA2	33:gA:302:CYC:HMA3	1.94	0.47
31:jA:52:ILE:HG23	31:jA:88:ILE:CG2	2.45	0.47
4:tB:103:ILE:HG13	4:tB:107:ARG:HD2	1.95	0.47
3:wB:30:VAL:HG21	4:xB:34:GLY:HA3	1.95	0.47

Continued on next page...

Continued from previous page...

Atom-1	Atom-2	Interatomic distance (Å)	Clash overlap (Å)
3:oB:2:SER:N	3:oB:5:THR:OG1	2.40	0.47
32:cC:116:THR:O	32:cC:120:LEU:HG	2.13	0.47
33:cC:202:CYC:CMA	33:cC:202:CYC:HBA2	2.44	0.47
32:eC:135:LYS:CB	32:eC:164:PHE:CB	2.92	0.47
32:gC:106:GLU:HG2	32:gC:110:LEU:HD12	1.95	0.47
31:jC:38:LEU:HD11	32:kC:31:VAL:HG21	1.95	0.47
32:kC:102:ALA:CB	32:kC:166:ARG:NH1	2.77	0.47
32:kC:116:THR:O	32:kC:120:LEU:HG	2.13	0.47
8:cD:191:LEU:CD2	8:cD:226:TRP:NE1	2.76	0.47
8:cD:252:ILE:O	8:cD:252:ILE:HG22	2.14	0.47
19:qD:89:VAL:HA	19:qD:93:LEU:HD12	1.96	0.47
23:uD:76:MET:HE2	23:uD:76:MET:HB2	1.85	0.47
36:bE:609:CLA:HBA2	36:bE:609:CLA:H3A	1.46	0.47
8:cE:133:PHE:C	8:cE:133:PHE:HD1	2.21	0.47
11:fE:36:ILE:CG2	14:jE:27:PHE:CZ	2.84	0.47
18:oE:166:THR:OG1	18:oE:168:THR:OG1	2.32	0.47
5:3F:44:MET:HG2	4:nF:110:ASN:HD22	1.79	0.47
32:eH:59:LEU:HD23	32:eH:133:LYS:HD2	1.95	0.47
33:eH:202:CYC:HC	33:eH:202:CYC:HMD2	1.77	0.47
32:iH:59:LEU:CD1	32:iH:130:GLY:CA	2.90	0.47
31:lH:52:ILE:HG23	31:lH:88:ILE:CG2	2.44	0.47
32:gI:102:ALA:CB	32:gI:166:ARG:NH1	2.77	0.47
31:hI:52:ILE:HG23	31:hI:88:ILE:CG2	2.44	0.47
1:BA:220:ASN:ND2	1:BA:220:ASN:N	2.60	0.47
2:CB:368:SER:OG	2:CB:371:GLU:HB3	2.14	0.47
3:QB:96:ILE:HD11	3:QB:148:GLU:HB3	1.96	0.47
1:BC:189:ARG:HD3	32:gC:119:ALA:O	2.13	0.47
1:BC:220:ASN:HD22	1:BC:221:PHE:H	1.61	0.47
9:DD:68:LEU:HB3	10:ED:49:THR:HG21	1.96	0.47
9:DD:203:GLY:HA3	9:DD:278:GLY:HA3	1.95	0.47
18:OD:168:THR:H	18:oE:168:THR:HG21	1.72	0.47
7:BE:324:LEU:HB3	9:DE:295:ALA:HB2	1.95	0.47
8:CE:417:HIS:O	8:CE:421:ALA:N	2.42	0.47
36:CE:511:CLA:HBA1	36:CE:511:CLA:H3A	1.71	0.47
3:ZF:6:LYS:HD3	3:ZF:102:THR:HG21	1.96	0.47
3:IG:38:ARG:O	3:IG:42:THR:HG23	2.14	0.47
3:IG:113:ARG:O	3:IG:117:LYS:CD	2.62	0.47
4:MG:144:ASP:N	4:MG:144:ASP:OD1	2.47	0.47
3:PG:151:ALA:CB	30:VG:20:THR:HG21	2.43	0.47
1:BH:230:ARG:HG2	1:BH:233:ASN:H	1.79	0.47
1:BI:228:VAL:HG23	32:cC:17:GLU:OE2	2.14	0.47

Continued on next page...

Continued from previous page...

Atom-1	Atom-2	Interatomic distance (Å)	Clash overlap (Å)
3:XK:130:VAL:HG11	3:XK:156:LEU:HD22	1.96	0.47
3:AL:152:TYR:CD1	3:IL:20:PRO:HG2	2.46	0.47
28:BL:122:LEU:O	28:BL:124:PRO:CD	2.57	0.47
29:QL:47:ASN:HB2	29:QL:50:GLU:HB3	1.95	0.47
6:A1:341:LEU:HD22	8:C1:397:ILE:HD11	1.96	0.47
8:C1:367:LEU:HD12	8:C1:371:ILE:HD11	1.96	0.47
27:Z1:37:LYS:N	27:Z1:38:PRO:CD	2.75	0.47
36:c1:509:CLA:H201	44:c1:517:DGD:HA82	1.96	0.47
14:j1:29:TYR:HA	39:j1:102:LMG:H291	1.95	0.47
17:m1:32:ARG:NH1	17:m1:32:ARG:CB	2.73	0.47
18:o1:120:SER:OG	18:o1:159:PRO:O	2.31	0.47
32:g2:35:ASN:O	32:g2:38:LEU:HB2	2.13	0.47
32:g2:97:VAL:O	32:g2:97:VAL:HG12	2.12	0.47
32:k2:64:PRO:HD2	32:k2:65:GLN:H	1.78	0.47
1:B2:203:VAL:HG23	3:o4:73:TYR:CE2	2.41	0.47
32:g3:116:THR:HG22	1:B3:179:LEU:O	2.14	0.47
31:j3:38:LEU:HD11	32:k3:31:VAL:HG21	1.95	0.47
31:l3:130:ILE:CD1	31:l3:162:SER:OG	2.63	0.47
3:S4:131:ARG:HG3	3:S4:157:ILE:HG21	1.95	0.47
4:T4:3:ASP:O	4:T4:7:SER:N	2.45	0.47
2:C4:368:SER:OG	2:C4:371:GLU:HB3	2.14	0.47
1:B5:231:PRO:HB3	3:4L:83:ARG:N	2.29	0.47
32:e5:135:LYS:CB	32:e5:164:PHE:CB	2.92	0.47
33:e5:202:CYC:HC	33:e5:202:CYC:HMD2	1.77	0.47
32:i5:64:PRO:HD2	32:i5:65:GLN:H	1.78	0.47
32:m5:116:THR:O	32:m5:120:LEU:HG	2.13	0.47
32:e6:72:ASN:HD22	32:e6:123:PRO:HG3	1.80	0.47
31:j6:130:ILE:CD1	31:j6:162:SER:OG	2.63	0.47
1:B6:237:ARG:NE	1:B6:237:ARG:C	2.72	0.47
31:d7:95:VAL:O	31:d7:99:LEU:HG	2.13	0.47
32:i7:59:LEU:HD23	32:i7:133:LYS:HD2	1.95	0.47
32:k7:135:LYS:CB	32:k7:164:PHE:CB	2.92	0.47
1:B8:21:TYR:C	31:f8:113:ALA:O	2.57	0.47
31:b8:130:ILE:CD1	31:b8:162:SER:OG	2.62	0.47
31:b9:130:ILE:CD1	31:b9:162:SER:OG	2.63	0.47
32:c9:64:PRO:HD2	32:c9:65:GLN:H	1.78	0.47
32:e9:135:LYS:CB	32:e9:164:PHE:CB	2.92	0.47
32:iA:151:GLY:CA	33:iA:201:CYC:HMD2	2.40	0.47
32:gC:116:THR:O	32:gC:120:LEU:HG	2.13	0.47
33:iC:202:CYC:HB	33:iC:202:CYC:HMA1	1.79	0.47
31:lC:52:ILE:HG23	31:lC:88:ILE:CG2	2.44	0.47

Continued on next page...

Continued from previous page...

Atom-1	Atom-2	Interatomic distance (Å)	Clash overlap (Å)
31:lC:95:VAL:O	31:lC:99:LEU:HG	2.13	0.47
39:aD:407:LMG:H241	39:aD:407:LMG:H411	1.96	0.47
43:cD:515:BCR:HC31	13:iD:24:LEU:CD2	2.44	0.47
9:dD:65:SER:O	9:dD:65:SER:OG	2.30	0.47
9:dD:245:SER:OG	9:dD:246:MET:N	2.46	0.47
6:aE:290:VAL:HA	6:aE:293:PHE:HB2	1.95	0.47
8:cE:16:GLU:CG	30:mF:63:PRO:HG3	2.33	0.47
44:cE:517:DGD:HB42	39:yE:101:LMG:H352	1.96	0.47
9:dE:203:GLY:HA3	9:dE:278:GLY:HA3	1.95	0.47
16:lE:31:ILE:HG22	22:tE:9:VAL:HG13	1.96	0.47
22:tE:4:VAL:HG11	39:tE:101:LMG:H151	1.95	0.47
3:dF:73:TYR:H	3:dF:77:MET:HB2	1.78	0.47
4:lF:3:ASP:O	4:lF:7:SER:N	2.47	0.47
4:lF:154:ASP:HA	4:lF:157:CYS:HB2	1.96	0.47
5:2G:4:PHE:HB3	5:2G:55:LEU:HD12	1.95	0.47
3:6G:80:THR:CG2	33:6G:201:CYC:C4D	2.92	0.47
31:bH:130:ILE:CD1	31:bH:162:SER:OG	2.62	0.47
32:eH:59:LEU:CD1	32:eH:130:GLY:CA	2.90	0.47
32:gH:35:ASN:O	32:gH:38:LEU:HB2	2.13	0.47
32:gH:116:THR:O	32:gH:120:LEU:HG	2.13	0.47
31:jH:130:ILE:CD1	31:jH:162:SER:OG	2.63	0.47
31:lH:130:ILE:O	31:lH:134:LYS:HG3	2.14	0.47
32:mH:59:LEU:CD1	32:mH:130:GLY:CA	2.90	0.47
33:cI:201:CYC:HMA1	33:cI:201:CYC:HB	1.79	0.47
32:iI:149:THR:O	33:iI:201:CYC:NC	2.45	0.47
31:jI:130:ILE:CD1	31:jI:162:SER:OG	2.62	0.47
33:jI:202:CYC:HMA3	33:jI:202:CYC:HBA2	1.95	0.47
32:kI:106:GLU:HG2	32:kI:110:LEU:HD12	1.94	0.47
32:mI:102:ALA:CB	32:mI:166:ARG:NH1	2.77	0.47
31:fJ:52:ILE:HG23	31:fJ:88:ILE:CG2	2.45	0.47
31:fJ:95:VAL:O	31:fJ:99:LEU:HG	2.13	0.47
32:gJ:116:THR:O	32:gJ:120:LEU:HG	2.13	0.47
31:hJ:52:ILE:HG23	31:hJ:88:ILE:CG2	2.44	0.47
32:kJ:116:THR:O	32:kJ:120:LEU:HG	2.13	0.47
3:iK:87:TYR:HB3	33:nK:202:CYC:HBB3	1.97	0.47
30:mK:112:VAL:O	30:mK:112:VAL:CG1	2.62	0.47
2:BB:583:ILE:HD13	4:1L:83:ARG:NH2	2.27	0.47
2:BB:840:ASN:HD22	33:vB:201:CYC:HBA1	1.78	0.47
2:CB:194:ARG:NH1	2:CB:243:GLU:O	2.44	0.47
4:RB:66:THR:HA	4:RB:72:MET:HB3	1.96	0.47
3:SB:12:ASP:OD2	4:TB:107:ARG:NH1	2.47	0.47

Continued on next page...

Continued from previous page...

Atom-1	Atom-2	Interatomic distance (Å)	Clash overlap (Å)
4:WB:25:GLN:HA	4:WB:28:LYS:HG2	1.96	0.47
3:XB:48:GLU:HG3	32:c9:114:ARG:HH12	1.79	0.47
6:AD:341:LEU:HD22	8:CD:397:ILE:HD11	1.96	0.47
7:BD:38:ALA:HA	7:BD:41:GLU:HB2	1.96	0.47
8:CD:367:LEU:HD12	8:CD:371:ILE:HD11	1.96	0.47
9:DD:199:MET:HB3	37:DD:408:PL9:H272	1.96	0.47
42:DD:410:LHG:H162	22:TD:17:LEU:HD11	1.97	0.47
6:AE:210:LEU:HD11	45:DE:401:PHO:ND	2.09	0.47
8:CE:13:ARG:NE	36:CE:513:CLA:CED	2.75	0.47
42:DE:410:LHG:H162	22:TE:17:LEU:HD11	1.97	0.47
12:HE:16:SER:HB3	2:B4:78:GLY:O	2.14	0.47
12:HE:21:VAL:N	2:B4:124:PHE:CB	2.76	0.47
3:IG:105:GLU:OE2	3:IG:155:TYR:OH	2.32	0.47
1:BH:15:ASN:HA	33:eH:201:CYC:HBA1	1.96	0.47
1:BH:230:ARG:O	1:BH:233:ASN:CG	2.58	0.47
4:UL:56:VAL:HG22	4:UL:60:LEU:HD12	1.95	0.47
30:VL:112:VAL:O	30:VL:112:VAL:CG1	2.62	0.47
6:A1:23:SER:OG	6:A1:25:ASN:OD1	2.32	0.47
36:B1:602:CLA:H71	12:H1:46:LEU:HD13	1.94	0.47
9:D1:245:SER:OG	9:D1:246:MET:N	2.46	0.47
42:D1:409:LHG:H162	22:T1:17:LEU:HD11	1.97	0.47
38:L1:102:SQD:H82	43:b1:616:BCR:H282	1.96	0.47
9:d1:103:ARG:HG2	10:e1:76:ILE:HG21	1.94	0.47
12:h1:29:PRO:HB3	38:h1:103:SQD:H92	1.96	0.47
13:i1:30:ARG:N	13:i1:30:ARG:HD2	2.22	0.47
15:k1:23:ILE:CD1	26:y1:72:LEU:HD22	2.44	0.47
31:b2:130:ILE:CD1	31:b2:162:SER:OG	2.62	0.47
32:c2:97:VAL:O	32:c2:97:VAL:HG12	2.12	0.47
32:c2:116:THR:CG2	1:B2:104:TYR:CE1	2.97	0.47
31:j2:130:ILE:O	31:j2:134:LYS:HG3	2.13	0.47
31:l2:130:ILE:O	31:l2:134:LYS:HG3	2.14	0.47
33:m2:201:CYC:CMA	33:m2:201:CYC:HBA2	2.44	0.47
33:i3:201:CYC:HMD2	33:i3:201:CYC:HC	1.77	0.47
32:m3:72:ASN:HD22	32:m3:123:PRO:HG3	1.80	0.47
1:B3:205:ARG:HB2	3:w4:76:GLU:CB	2.45	0.47
33:s4:201:CYC:O1D	4:r4:62:TYR:OH	2.33	0.47
2:C4:251:VAL:HG13	2:C4:262:LEU:O	2.13	0.47
1:B5:179:LEU:O	32:g5:116:THR:HG22	2.14	0.47
1:B5:231:PRO:CB	3:4L:83:ARG:HA	2.44	0.47
31:b5:52:ILE:HG23	31:b5:88:ILE:CG2	2.45	0.47
33:e5:202:CYC:CMA	33:e5:202:CYC:HBA2	2.44	0.47

Continued on next page...

Continued from previous page...

Atom-1	Atom-2	Interatomic distance (Å)	Clash overlap (Å)
31:f5:130:ILE:CD1	31:f5:162:SER:OG	2.63	0.47
33:m5:201:CYC:CMA	33:m5:201:CYC:HBA2	2.44	0.47
32:i6:151:GLY:CA	33:i6:201:CYC:HMD2	2.40	0.47
33:c7:202:CYC:CMA	33:c7:202:CYC:HBA2	2.44	0.47
32:e7:135:LYS:CB	32:e7:164:PHE:CB	2.92	0.47
32:m7:135:LYS:CB	32:m7:164:PHE:CB	2.93	0.47
33:c8:202:CYC:HBA2	33:c8:202:CYC:HMA3	1.95	0.47
31:h8:66:THR:HA	31:h8:74:TYR:CD1	2.50	0.47
32:k8:135:LYS:CB	32:k8:164:PHE:CB	2.92	0.47
31:l8:52:ILE:HG23	31:l8:88:ILE:CG2	2.44	0.47
32:c9:116:THR:CG2	1:B9:104:TYR:CE1	2.97	0.47
32:e9:59:LEU:CD1	32:e9:130:GLY:CA	2.90	0.47
33:e9:201:CYC:HBA1	1:B9:15:ASN:HA	1.96	0.47
31:f9:130:ILE:CD1	31:f9:162:SER:OG	2.63	0.47
31:l9:130:ILE:CD1	31:l9:162:SER:OG	2.63	0.47
32:m9:135:LYS:CB	32:m9:164:PHE:CB	2.93	0.47
1:B9:237:ARG:NE	1:B9:237:ARG:C	2.72	0.47
32:eA:59:LEU:HD23	32:eA:133:LYS:HD2	1.95	0.47
31:fA:130:ILE:CD1	31:fA:162:SER:OG	2.62	0.47
33:mA:201:CYC:CMA	33:mA:201:CYC:HBA2	2.44	0.47
3:oB:87:TYR:HB3	33:oB:201:CYC:HBB3	1.96	0.47
31:bC:52:ILE:HG23	31:bC:88:ILE:CG2	2.45	0.47
33:gC:302:CYC:CMA	33:gC:302:CYC:HBA2	2.44	0.47
33:iC:201:CYC:CMA	33:iC:201:CYC:HBA2	2.44	0.47
36:cD:503:CLA:C3D	36:cD:505:CLA:H2	2.44	0.47
10:eD:76:ILE:HD13	10:eD:76:ILE:HA	1.73	0.47
12:hD:29:PRO:HB3	38:hD:103:SQD:H92	1.96	0.47
6:aE:254:TYR:HE2	9:dE:142:ASN:HD22	1.62	0.47
7:bE:95:GLY:O	7:bE:99:THR:OG1	2.31	0.47
8:cE:309:GLN:OE1	8:cE:315:ILE:HD11	2.14	0.47
9:dE:85:LEU:HD22	9:dE:90:LEU:HD11	1.95	0.47
4:5G:6:THR:O	4:5G:10:ASN:ND2	2.46	0.47
4:5G:56:VAL:HG12	4:5G:60:LEU:HD12	1.94	0.47
4:5G:154:ASP:N	4:5G:154:ASP:OD1	2.44	0.47
3:6G:38:ARG:O	3:6G:42:THR:OG1	2.32	0.47
31:jI:38:LEU:HD11	32:kI:31:VAL:HG21	1.95	0.47
31:lI:8:ALA:HB1	31:lI:23:GLU:HG2	1.97	0.47
31:dJ:52:ILE:HG23	31:dJ:88:ILE:CG2	2.45	0.47
32:eJ:64:PRO:HD2	32:eJ:65:GLN:H	1.78	0.47
32:eJ:72:ASN:HD22	32:eJ:123:PRO:HG3	1.80	0.47
31:jJ:130:ILE:CD1	31:jJ:162:SER:OG	2.62	0.47

Continued on next page...

Continued from previous page...

Atom-1	Atom-2	Interatomic distance (Å)	Clash overlap (Å)
32:kJ:135:LYS:CB	32:kJ:164:PHE:CB	2.92	0.47
32:mJ:72:ASN:HD22	32:mJ:123:PRO:HG3	1.79	0.47
4:5L:6:THR:O	4:5L:10:ASN:ND2	2.46	0.47
1:BA:220:ASN:HD22	1:BA:221:PHE:H	1.61	0.47
2:BB:239:ILE:O	2:BB:243:GLU:HG3	2.14	0.47
2:CB:544:ASN:ND2	4:KK:2:GLN:OE1	2.47	0.47
2:CB:761:ARG:NH2	3:sB:13:ALA:O	2.46	0.47
3:SB:131:ARG:HG3	3:SB:157:ILE:HG21	1.95	0.47
18:OD:120:SER:OG	18:OD:159:PRO:O	2.31	0.47
6:AE:153:ALA:HA	36:AE:404:CLA:HED1	1.95	0.47
6:AE:341:LEU:HD22	8:CE:397:ILE:HD11	1.96	0.47
9:DE:103:ARG:HD2	10:EE:76:ILE:HG21	1.96	0.47
18:OE:127:ASP:N	18:OE:127:ASP:OD1	2.47	0.47
28:EF:117:PHE:CD1	28:EF:118:ALA:H	1.57	0.47
4:IF:63:SER:HA	1:BH:239:ALA:O	2.15	0.47
3:XF:130:VAL:HG11	3:XF:156:LEU:HD22	1.96	0.47
4:YF:121:VAL:CG1	33:YF:201:CYC:HC	2.26	0.47
3:ZF:90:ARG:NH1	4:aF:16:GLY:O	2.48	0.47
3:AG:152:TYR:CD1	3:IG:20:PRO:HG2	2.46	0.47
28:BG:123:LEU:HD21	4:JG:134:LYS:NZ	2.29	0.47
28:BG:130:ARG:HG2	4:JG:57:ALA:CB	2.28	0.47
1:BH:179:LEU:O	32:gH:116:THR:HG22	2.14	0.47
1:BH:227:GLN:CD	1:BH:227:GLN:H	2.22	0.47
28:EK:115:MET:HE3	28:EK:115:MET:C	2.40	0.47
28:BL:113:GLU:N	28:BL:113:GLU:CD	2.72	0.47
30:VL:142:ASP:N	30:VL:142:ASP:OD1	2.47	0.47
7:B1:110:ALA:HB2	43:B1:617:BCR:H17C	1.95	0.47
36:B1:607:CLA:HBA2	36:B1:607:CLA:H3A	1.46	0.47
6:a1:39:PRO:HB3	13:i1:15:PHE:HE2	1.77	0.47
6:a1:254:TYR:HE2	9:d1:142:ASN:HD22	1.62	0.47
6:a1:261:GLN:CD	7:b1:492:TRP:NE1	2.73	0.47
6:a1:290:VAL:HA	6:a1:293:PHE:HB2	1.95	0.47
8:c1:263:LEU:CD1	8:c1:428:HIS:CB	2.93	0.47
36:c1:502:CLA:C3D	36:c1:504:CLA:H2	2.44	0.47
18:o1:127:ASP:N	18:o1:127:ASP:OD1	2.47	0.47
31:b2:2:LYS:HZ1	31:h2:15:GLN:CB	2.27	0.47
31:f2:95:VAL:O	31:f2:99:LEU:HG	2.13	0.47
31:l2:52:ILE:HG23	31:l2:88:ILE:CG2	2.44	0.47
31:l2:66:THR:HA	31:l2:74:TYR:CD1	2.50	0.47
32:e3:135:LYS:CB	32:e3:164:PHE:CB	2.92	0.47
31:f3:4:PRO:CD	31:f3:5:LEU:H	2.04	0.47

Continued on next page...

Continued from previous page...

Atom-1	Atom-2	Interatomic distance (Å)	Clash overlap (Å)
31:f3:130:ILE:O	31:f3:134:LYS:HG3	2.14	0.47
32:g3:116:THR:O	32:g3:120:LEU:HG	2.13	0.47
31:l3:91:TYR:CE2	31:l3:129:TYR:HD1	2.25	0.47
32:m3:135:LYS:CB	32:m3:164:PHE:CB	2.93	0.47
1:B3:209:GLN:N	1:B3:209:GLN:CD	2.71	0.47
5:b4:6:VAL:HG23	5:b4:53:VAL:HG23	1.96	0.47
4:T4:41:ALA:HA	4:T4:44:ILE:HD12	1.97	0.47
2:B4:490:ASP:N	2:B4:490:ASP:OD1	2.48	0.47
3:Q4:136:VAL:O	3:Q4:139:SER:OG	2.32	0.47
31:d5:130:ILE:CD1	31:d5:162:SER:OG	2.63	0.47
31:f5:130:ILE:O	31:f5:134:LYS:HG3	2.14	0.47
31:h5:66:THR:HA	31:h5:74:TYR:CD1	2.50	0.47
31:d6:148:VAL:CG1	33:m6:201:CYC:CMB	2.83	0.47
32:e6:106:GLU:HG2	32:e6:110:LEU:HD12	1.95	0.47
33:e6:201:CYC:HBA1	1:B6:15:ASN:HA	1.96	0.47
31:f6:52:ILE:HG23	31:f6:88:ILE:CG2	2.45	0.47
31:h6:66:THR:HA	31:h6:74:TYR:CD1	2.50	0.47
31:l6:130:ILE:O	31:l6:134:LYS:HG3	2.14	0.47
31:b7:66:THR:HA	31:b7:74:TYR:CD1	2.50	0.47
31:b7:130:ILE:O	31:b7:134:LYS:HG3	2.14	0.47
33:c7:201:CYC:HB	33:c7:201:CYC:HMA1	1.79	0.47
31:j7:24:ILE:HD13	32:k7:42:ASN:HD21	1.78	0.47
31:l7:66:THR:HA	31:l7:74:TYR:CD1	2.50	0.47
1:B8:200:GLN:NE2	1:B8:200:GLN:C	2.73	0.47
31:f8:130:ILE:CD1	31:f8:162:SER:OG	2.63	0.47
32:i8:59:LEU:CD1	32:i8:130:GLY:CA	2.90	0.47
32:i8:151:GLY:N	33:i8:201:CYC:HMD2	2.30	0.47
32:k8:102:ALA:CB	32:k8:166:ARG:NH1	2.77	0.47
32:m8:102:ALA:CB	32:m8:166:ARG:NH1	2.77	0.47
31:b9:66:THR:HA	31:b9:74:TYR:CD1	2.50	0.47
31:f9:95:VAL:O	31:f9:99:LEU:HG	2.13	0.47
32:m9:145:PRO:HB3	33:m9:201:CYC:HMC3	1.97	0.47
31:hA:52:ILE:HG23	31:hA:88:ILE:CG2	2.44	0.47
33:iA:202:CYC:HB	33:iA:202:CYC:HMA1	1.79	0.47
31:lA:130:ILE:CD1	31:lA:162:SER:OG	2.63	0.47
32:mA:3:ASP:N	32:mA:6:THR:OG1	2.38	0.47
32:mA:135:LYS:CB	32:mA:164:PHE:CB	2.93	0.47
32:cC:64:PRO:HD2	32:cC:65:GLN:H	1.78	0.47
31:dC:52:ILE:HG23	31:dC:88:ILE:CG2	2.45	0.47
31:fC:31:PHE:HE2	32:gC:38:LEU:HD11	1.78	0.47
31:jC:52:ILE:HG23	31:jC:88:ILE:CG2	2.45	0.47

Continued on next page...

Continued from previous page...

Atom-1	Atom-2	Interatomic distance (Å)	Clash overlap (Å)
31:jC:130:ILE:O	31:jC:134:LYS:HG3	2.13	0.47
31:jC:130:ILE:CD1	31:jC:162:SER:OG	2.63	0.47
33:jC:202:CYC:HBC1	32:kC:40:SER:HB3	1.96	0.47
6:aD:39:PRO:HB3	13:iD:15:PHE:HE2	1.77	0.47
6:aD:290:VAL:HA	6:aD:293:PHE:HB2	1.95	0.47
43:cE:515:BCR:HC31	13:iE:24:LEU:CD2	2.44	0.47
4:cF:127:VAL:HG13	4:cF:157:CYS:HB2	1.95	0.47
4:eF:88:TYR:HH	4:eF:116:TYR:HH	1.62	0.47
3:fF:25:ARG:HD3	30:mF:25:ASN:HD21	1.78	0.47
5:8G:63:ASN:OD1	5:8G:63:ASN:N	2.47	0.47
32:cH:135:LYS:CB	32:cH:164:PHE:CB	2.93	0.47
31:dH:95:VAL:O	31:dH:99:LEU:HG	2.13	0.47
32:mH:102:ALA:CB	32:mH:166:ARG:NH1	2.77	0.47
31:bI:66:THR:HA	31:bI:74:TYR:CD1	2.50	0.47
32:eI:72:ASN:HD22	32:eI:123:PRO:HG3	1.80	0.47
31:jI:52:ILE:HG23	31:jI:88:ILE:CG2	2.45	0.47
32:kI:135:LYS:CB	32:kI:164:PHE:CB	2.92	0.47
33:iJ:201:CYC:HBA2	33:iJ:201:CYC:HMA3	1.95	0.47
33:jJ:202:CYC:HBA2	33:jJ:202:CYC:HMA3	1.95	0.47
3:fK:21:GLY:HA3	30:mK:100:ASP:HA	1.96	0.47
2:BB:171:LEU:HD13	2:BB:235:PHE:CZ	2.50	0.47
2:BB:368:SER:OG	2:BB:371:GLU:HB3	2.14	0.47
2:BB:460:ILE:HD11	2:BB:483:ARG:NE	2.24	0.47
2:CB:546:GLY:O	4:IK:77:ARG:NH2	2.48	0.47
4:YB:107:ARG:O	5:bB:20:ARG:NH2	2.47	0.47
1:BC:15:ASN:HA	33:eC:201:CYC:HBA1	1.97	0.47
1:BC:21:TYR:C	31:fC:113:ALA:O	2.56	0.47
6:AD:284:TRP:HA	6:AD:287:SER:HB3	1.96	0.47
7:BD:324:LEU:HB3	9:DD:295:ALA:HB2	1.96	0.47
8:CD:59:VAL:CA	15:KD:10:LEU:CD2	2.90	0.47
8:CD:394:VAL:HG13	8:CD:402:GLN:HB3	1.97	0.47
24:VD:154:GLN:N	24:VD:154:GLN:OE1	2.47	0.47
7:BE:237:VAL:HG22	36:BE:611:CLA:CMD	2.39	0.47
43:BE:615:BCR:H282	38:LE:101:SQD:H82	1.96	0.47
9:DE:88:SER:CB	10:EE:69:ARG:NH1	2.64	0.47
18:OE:120:SER:OG	18:OE:159:PRO:O	2.31	0.47
24:VE:154:GLN:N	24:VE:154:GLN:OE1	2.47	0.47
28:EF:115:MET:HE3	28:EF:115:MET:C	2.40	0.47
4:IF:134:LYS:NZ	4:IF:149:MET:O	2.48	0.47
3:LF:143:GLY:HA3	3:PG:147:ALA:HB2	1.95	0.47
4:MF:121:VAL:CG1	33:MF:201:CYC:CHD	2.92	0.47

Continued on next page...

Continued from previous page...

Atom-1	Atom-2	Interatomic distance (Å)	Clash overlap (Å)
28:BG:110:LYS:HD2	28:BG:110:LYS:H	1.79	0.47
3:KG:114:GLU:HA	3:KG:117:LYS:HE3	1.95	0.47
4:LG:78:TYR:HE1	4:LG:82:ILE:HD11	1.80	0.47
30:VG:64:ASP:OD1	30:VG:64:ASP:N	2.47	0.47
1:BI:237:ARG:NE	1:BI:237:ARG:C	2.72	0.47
1:BI:239:ALA:CB	4:a4:62:TYR:CB	2.76	0.47
3:IL:113:ARG:O	3:IL:117:LYS:CD	2.63	0.47
4:ML:105:ASP:OD1	4:ML:105:ASP:N	2.48	0.47
4:WL:107:ARG:HH12	5:2L:45:LYS:HA	1.79	0.47
36:B1:603:CLA:H203	36:H1:103:CLA:H8	1.97	0.47
8:C1:59:VAL:HG13	15:K1:10:LEU:HD22	0.54	0.47
18:O1:240:GLY:O	18:O1:266:ILE:N	2.46	0.47
19:Q1:89:VAL:HA	19:Q1:93:LEU:HD12	1.96	0.47
7:b1:245:VAL:HG22	36:b1:612:CLA:H201	1.97	0.47
44:h1:104:DGD:O4D	44:h1:104:DGD:O5D	2.29	0.47
31:d2:52:ILE:HG23	31:d2:88:ILE:CG2	2.45	0.47
31:h2:66:THR:HA	31:h2:74:TYR:CD1	2.50	0.47
31:b3:52:ILE:HG23	31:b3:88:ILE:CG2	2.45	0.47
32:e3:59:LEU:HD23	32:e3:133:LYS:HD2	1.95	0.47
31:f3:130:ILE:CD1	31:f3:162:SER:OG	2.62	0.47
31:h3:52:ILE:HG23	31:h3:88:ILE:CG2	2.44	0.47
31:j3:52:ILE:HG23	31:j3:88:ILE:CG2	2.45	0.47
31:j3:130:ILE:CD1	31:j3:162:SER:OG	2.63	0.47
31:l3:52:ILE:HG23	31:l3:88:ILE:CG2	2.44	0.47
33:m3:201:CYC:CMA	33:m3:201:CYC:HBA2	2.44	0.47
5:U4:2:ARG:N	4:P4:1:MET:SD	2.88	0.47
3:u4:39:ILE:O	3:u4:42:THR:OG1	2.32	0.47
3:q4:83:ARG:HD2	3:q4:83:ARG:C	2.40	0.47
31:b5:33:GLN:CB	31:h5:25:GLN:NE2	2.76	0.47
31:b5:130:ILE:CD1	31:b5:162:SER:OG	2.62	0.47
32:c5:72:ASN:HD22	32:c5:123:PRO:HG3	1.80	0.47
32:c5:102:ALA:CB	32:c5:166:ARG:NH1	2.77	0.47
32:g5:64:PRO:HD2	32:g5:65:GLN:H	1.78	0.47
31:h5:8:ALA:HB1	31:h5:23:GLU:HG2	1.97	0.47
32:i5:135:LYS:CB	32:i5:164:PHE:CB	2.93	0.47
31:j5:52:ILE:HG23	31:j5:88:ILE:CG2	2.45	0.47
31:j5:95:VAL:O	31:j5:99:LEU:HG	2.13	0.47
33:j5:202:CYC:CMA	33:j5:202:CYC:HBA2	2.45	0.47
32:m5:59:LEU:CD1	32:m5:130:GLY:CA	2.90	0.47
31:b6:66:THR:HA	31:b6:74:TYR:CD1	2.50	0.47
32:g6:119:ALA:O	1:B6:189:ARG:HD3	2.14	0.47

Continued on next page...

Continued from previous page...

Atom-1	Atom-2	Interatomic distance (Å)	Clash overlap (Å)
31:h6:45:THR:HG22	32:i6:18:MET:HE2	1.97	0.47
33:j6:202:CYC:CMA	33:j6:202:CYC:HBA2	2.45	0.47
31:l6:8:ALA:HB1	31:l6:23:GLU:HG2	1.96	0.47
31:l6:130:ILE:CD1	31:l6:162:SER:OG	2.63	0.47
31:b7:130:ILE:CD1	31:b7:162:SER:OG	2.62	0.47
32:c7:106:GLU:HG2	32:c7:110:LEU:HD12	1.94	0.47
32:c7:135:LYS:CB	32:c7:164:PHE:CB	2.93	0.47
31:d7:130:ILE:CD1	31:d7:162:SER:OG	2.63	0.47
32:e7:64:PRO:HD2	32:e7:65:GLN:H	1.78	0.47
32:g7:102:ALA:CB	32:g7:166:ARG:NH1	2.77	0.47
32:i7:151:GLY:N	33:i7:201:CYC:HMD2	2.30	0.47
1:B8:240:LEU:N	1:B8:240:LEU:CD1	2.74	0.47
32:g8:135:LYS:CB	32:g8:164:PHE:CB	2.93	0.47
32:i8:64:PRO:HD2	32:i8:65:GLN:H	1.78	0.47
33:i8:201:CYC:CMA	33:i8:201:CYC:HBA2	2.44	0.47
32:m8:135:LYS:CB	32:m8:164:PHE:CB	2.93	0.47
32:m8:145:PRO:HB3	33:m8:201:CYC:HMC3	1.97	0.47
31:h9:52:ILE:HG23	31:h9:88:ILE:CG2	2.44	0.47
33:m9:201:CYC:CMA	33:m9:201:CYC:HBA2	2.44	0.47
1:B9:205:ARG:NE	1:B9:207:VAL:CG1	2.76	0.47
31:bA:52:ILE:HG23	31:bA:88:ILE:CG2	2.45	0.47
31:dA:130:ILE:CD1	31:dA:162:SER:OG	2.63	0.47
4:xB:3:ASP:H	4:xB:6:THR:HB	1.80	0.47
4:zB:41:ALA:HB2	4:zB:97:LEU:HD11	1.95	0.47
32:cC:106:GLU:HG2	32:cC:110:LEU:HD12	1.94	0.47
32:eC:72:ASN:HD22	32:eC:123:PRO:HG3	1.80	0.47
31:lC:8:ALA:HB1	31:lC:23:GLU:HG2	1.97	0.47
6:aD:254:TYR:HE2	9:dD:142:ASN:HD22	1.63	0.47
7:bD:63:MET:CE	7:bD:80:LEU:HD21	2.45	0.47
8:cD:309:GLN:OE1	8:cD:315:ILE:HD11	2.14	0.47
9:dD:103:ARG:HG2	10:eD:76:ILE:HG21	1.94	0.47
26:yD:73:SER:O	26:yD:75:ILE:N	2.47	0.47
23:uE:76:MET:HE2	23:uE:76:MET:HB2	1.85	0.47
3:fF:21:GLY:HA3	30:mF:100:ASP:HA	1.96	0.47
29:gF:154:GLU:H	29:gF:156:PRO:HD2	1.79	0.47
4:hF:81:CYS:CA	33:hF:201:CYC:HHD	2.25	0.47
33:hF:201:CYC:HB	33:hF:201:CYC:HMA3	1.80	0.47
3:iF:87:TYR:HB3	33:nF:202:CYC:HBB3	1.97	0.47
30:mF:64:ASP:OD1	30:mF:64:ASP:N	2.47	0.47
33:eH:202:CYC:CMA	33:eH:202:CYC:HBA2	2.44	0.47
31:fH:130:ILE:O	31:fH:134:LYS:HG3	2.14	0.47

Continued on next page...

Continued from previous page...

Atom-1	Atom-2	Interatomic distance (Å)	Clash overlap (Å)
32:iH:64:PRO:HD2	32:iH:65:GLN:H	1.78	0.47
32:iH:135:LYS:CB	32:iH:164:PHE:CB	2.93	0.47
33:jH:202:CYC:HMA3	33:jH:202:CYC:HBA2	1.95	0.47
32:gI:135:LYS:CB	32:gI:164:PHE:CB	2.93	0.47
31:lI:52:ILE:HG23	31:lI:88:ILE:CG2	2.44	0.47
31:lI:130:ILE:O	31:lI:134:LYS:HG3	2.14	0.47
31:bJ:130:ILE:CD1	31:bJ:162:SER:OG	2.63	0.47
31:dJ:130:ILE:CD1	31:dJ:162:SER:OG	2.63	0.47
33:gJ:201:CYC:HBA2	33:gJ:201:CYC:HMA3	1.95	0.47
31:lJ:52:ILE:HG23	31:lJ:88:ILE:CG2	2.44	0.47
3:dK:14:GLU:OE1	3:dK:16:ARG:NE	2.44	0.47
33:hK:201:CYC:HMA3	33:hK:201:CYC:HB	1.80	0.47
4:7L:154:ASP:HA	4:7L:157:CYS:HB2	1.95	0.47
5:8L:6:VAL:HG12	5:8L:53:VAL:HG12	1.97	0.47
2:BB:478:ARG:HA	4:ML:117:ASN:HB3	1.96	0.47
4:TB:43:THR:O	4:TB:47:ASN:ND2	2.44	0.47
4:WB:30:TYR:OH	4:WB:97:LEU:O	2.31	0.47
4:YB:123:ILE:O	4:YB:126:THR:OG1	2.31	0.47
8:CD:13:ARG:NE	36:CD:513:CLA:CED	2.75	0.47
36:CD:513:CLA:H101	43:CD:519:BCR:H282	1.97	0.47
9:DD:245:SER:OG	9:DD:246:MET:N	2.46	0.47
8:CE:367:LEU:HD12	8:CE:371:ILE:HD11	1.96	0.47
9:DE:55:VAL:CB	9:DE:105:CYS:SG	2.94	0.47
9:DE:245:SER:OG	9:DE:246:MET:N	2.46	0.47
28:EF:110:LYS:HE3	28:EF:110:LYS:HB3	1.47	0.47
4:YF:14:VAL:HG13	4:cF:69:GLY:HA2	1.97	0.47
28:BG:122:LEU:H	28:BG:122:LEU:CD2	2.11	0.47
4:OG:63:SER:OG	4:OG:64:ASP:N	2.48	0.47
1:BJ:196:GLN:N	1:BJ:196:GLN:CD	2.72	0.47
1:BJ:207:VAL:H	1:BJ:208:PRO:HD3	1.12	0.47
3:TL:113:ARG:NH2	3:TL:159:ALA:O	2.47	0.47
30:VL:64:ASP:OD1	30:VL:64:ASP:N	2.47	0.47
7:B1:235:GLU:OE2	7:B1:472:ARG:CB	2.62	0.47
7:B1:387:GLU:HG3	23:U1:130:VAL:HG11	1.97	0.47
8:C1:13:ARG:NE	36:C1:513:CLA:CED	2.75	0.47
8:C1:394:VAL:HG13	8:C1:402:GLN:HB3	1.97	0.47
18:O1:55:ARG:CG	18:O1:167:SER:OG	2.62	0.47
18:O1:120:SER:OG	18:O1:159:PRO:O	2.31	0.47
18:O1:229:SER:HG	18:oD:55:ARG:CZ	2.24	0.47
7:b1:496:GLN:HG2	9:d1:24:ARG:HH11	1.79	0.47
11:f1:44:ARG:HB3	14:j1:35:VAL:HG23	1.96	0.47

Continued on next page...

Continued from previous page...

Atom-1	Atom-2	Interatomic distance (Å)	Clash overlap (Å)
24:v1:34:THR:O	24:v1:149:LYS:NZ	2.48	0.47
26:y1:73:SER:O	26:y1:75:ILE:N	2.47	0.47
31:b2:52:ILE:HG23	31:b2:88:ILE:CG2	2.45	0.47
33:g2:201:CYC:CMA	33:g2:201:CYC:HBA2	2.44	0.47
33:j2:202:CYC:CMA	33:j2:202:CYC:HBA2	2.45	0.47
32:k2:135:LYS:CB	32:k2:164:PHE:CB	2.92	0.47
32:m2:145:PRO:HB3	33:m2:201:CYC:HMC3	1.97	0.47
1:B2:237:ARG:NE	1:B2:237:ARG:C	2.72	0.47
32:c3:72:ASN:HD22	32:c3:123:PRO:HG3	1.80	0.47
31:d3:66:THR:HA	31:d3:74:TYR:CD1	2.50	0.47
31:d3:130:ILE:CD1	31:d3:162:SER:OG	2.63	0.47
31:f3:66:THR:HA	31:f3:74:TYR:CD1	2.50	0.47
32:i3:8:VAL:HG12	32:i3:19:LEU:HD22	1.97	0.47
32:i3:135:LYS:CB	32:i3:164:PHE:CB	2.93	0.47
33:j3:202:CYC:HBC1	32:k3:40:SER:HB3	1.96	0.47
32:k3:106:GLU:HG2	32:k3:110:LEU:HD12	1.94	0.47
4:a4:50:ASN:N	4:a4:50:ASN:OD1	2.48	0.47
2:C4:496:ILE:HG12	4:aF:119:LEU:HD11	1.95	0.47
2:C4:790:THR:HG23	2:C4:793:GLU:H	1.80	0.47
1:B5:196:GLN:N	1:B5:196:GLN:CD	2.72	0.47
31:f5:52:ILE:HG23	31:f5:88:ILE:CG2	2.45	0.47
33:g5:201:CYC:CMA	33:g5:201:CYC:HBA2	2.44	0.47
31:l5:52:ILE:HG23	31:l5:88:ILE:CG2	2.44	0.47
31:l5:66:THR:HA	31:l5:74:TYR:CD1	2.50	0.47
32:m5:72:ASN:HD22	32:m5:123:PRO:HG3	1.80	0.47
31:d6:8:ALA:HB1	31:d6:23:GLU:HG2	1.97	0.47
33:e6:202:CYC:CMA	33:e6:202:CYC:HBA2	2.44	0.47
32:g6:35:ASN:O	32:g6:38:LEU:HB2	2.13	0.47
33:i6:201:CYC:CMA	33:i6:201:CYC:HBA2	2.44	0.47
33:j6:202:CYC:HBD1	33:j6:202:CYC:CHA	2.29	0.47
1:B6:214:LYS:C	1:B6:214:LYS:CD	2.85	0.47
32:c7:75:THR:O	32:c7:79:MET:HG2	2.15	0.47
32:g7:135:LYS:CB	32:g7:164:PHE:CB	2.93	0.47
31:h7:66:THR:HA	31:h7:74:TYR:CD1	2.50	0.47
32:i7:149:THR:O	33:i7:201:CYC:NC	2.45	0.47
33:j7:202:CYC:CMA	33:j7:202:CYC:HBA2	2.45	0.47
31:l7:52:ILE:HG23	31:l7:88:ILE:CG2	2.44	0.47
31:b8:84:CYS:SG	31:b8:85:ALA:N	2.86	0.47
31:b9:52:ILE:HG23	31:b9:88:ILE:CG2	2.45	0.47
32:c9:72:ASN:HD22	32:c9:123:PRO:HG3	1.80	0.47
31:h9:45:THR:HG22	32:i9:18:MET:HE2	1.97	0.47

Continued on next page...

Continued from previous page...

Atom-1	Atom-2	Interatomic distance (Å)	Clash overlap (Å)
32:cA:135:LYS:CB	32:cA:164:PHE:CB	2.93	0.47
33:cA:202:CYC:CAB	31:hA:149:GLU:CG	2.90	0.47
31:dA:52:ILE:HG23	31:dA:88:ILE:CG2	2.45	0.47
31:dA:66:THR:HA	31:dA:74:TYR:CD1	2.50	0.47
32:gA:102:ALA:CB	32:gA:166:ARG:NH1	2.77	0.47
32:iA:151:GLY:N	33:iA:201:CYC:HMD2	2.30	0.47
31:jA:130:ILE:CD1	31:jA:162:SER:OG	2.63	0.47
33:jA:202:CYC:CMA	33:jA:202:CYC:HBA2	2.45	0.47
31:lA:66:THR:HA	31:lA:74:TYR:CD1	2.50	0.47
32:mA:72:ASN:HD22	32:mA:123:PRO:HG3	1.80	0.47
4:tB:106:GLU:O	4:tB:110:ASN:ND2	2.48	0.47
31:dC:95:VAL:O	31:dC:99:LEU:HG	2.13	0.47
31:jC:4:PRO:CD	31:jC:5:LEU:H	2.04	0.47
7:bD:92:SER:OG	7:bD:94:GLU:O	2.32	0.47
16:lD:31:ILE:HG22	22:tD:9:VAL:HG13	1.97	0.47
19:qD:139:ASP:HA	19:qD:142:LEU:HB2	1.97	0.47
39:aE:407:LMG:H241	39:aE:407:LMG:H411	1.96	0.47
7:bE:245:VAL:HG22	36:bE:612:CLA:H201	1.97	0.47
9:dE:104:TRP:CD1	9:dE:104:TRP:C	2.86	0.47
9:dE:291:VAL:HG23	9:dE:293:LEU:HG	1.96	0.47
12:hE:29:PRO:HB3	38:hE:103:SQD:H92	1.96	0.47
4:jF:8:VAL:HG11	4:jF:27:LEU:HD23	1.97	0.47
5:8G:6:VAL:HG12	5:8G:53:VAL:HG12	1.96	0.47
32:gH:102:ALA:CB	32:gH:166:ARG:NH1	2.77	0.47
32:gH:113:LEU:C	32:gH:116:THR:HG1	2.21	0.47
32:iH:151:GLY:N	33:iH:201:CYC:HMD2	2.30	0.47
32:mH:145:PRO:HB3	33:mH:201:CYC:HMC3	1.97	0.47
31:dI:8:ALA:HB1	31:dI:23:GLU:HG2	1.97	0.47
32:iI:8:VAL:HG12	32:iI:19:LEU:HD22	1.97	0.47
32:iI:72:ASN:HD22	32:iI:123:PRO:HG3	1.80	0.47
32:iI:135:LYS:CB	32:iI:164:PHE:CB	2.93	0.47
32:iI:151:GLY:N	33:iI:201:CYC:HMD2	2.30	0.47
32:mI:72:ASN:HD22	32:mI:123:PRO:HG3	1.80	0.47
31:bJ:8:ALA:HB1	31:bJ:23:GLU:HG2	1.97	0.47
31:bJ:66:THR:HA	31:bJ:74:TYR:CD1	2.50	0.47
33:cJ:202:CYC:CMA	33:cJ:202:CYC:HBA2	2.44	0.47
31:hJ:130:ILE:CD1	31:hJ:162:SER:OG	2.63	0.47
31:lJ:8:ALA:HB1	31:lJ:23:GLU:HG2	1.97	0.47
3:bK:12:ASP:OD2	4:cK:107:ARG:NH1	2.48	0.47
1:BA:23:VAL:HG23	31:fA:113:ALA:HA	1.97	0.47
1:BA:179:LEU:O	32:gA:116:THR:HG22	2.14	0.47

Continued on next page...

Continued from previous page...

Atom-1	Atom-2	Interatomic distance (Å)	Clash overlap (Å)
1:BA:224:MET:C	1:BA:224:MET:CE	2.85	0.47
1:BA:240:LEU:O	1:BA:240:LEU:HD22	2.13	0.47
2:BB:123:GLY:CA	12:HD:21:VAL:CG1	2.70	0.47
2:BB:255:GLN:NE2	2:BB:399:ASP:OD2	2.48	0.47
2:BB:311:GLN:HE22	2:BB:339:LEU:HD11	1.80	0.47
2:BB:790:THR:HG23	2:BB:793:GLU:H	1.80	0.47
2:CB:436:ARG:HA	2:CB:480:PRO:HG2	1.97	0.47
3:OB:69:GLY:H	3:OB:73:TYR:HE1	1.63	0.47
4:PB:1:MET:SD	5:UB:2:ARG:N	2.88	0.47
4:PB:6:THR:O	4:PB:10:ASN:ND2	2.44	0.47
3:XB:131:ARG:NH1	4:tB:47:ASN:OD1	2.48	0.47
37:AD:406:PL9:H252	45:DD:401:PHO:HBA1	1.95	0.47
7:BD:161:LEU:HD11	8:C1:193:PRO:HG2	1.97	0.47
7:BD:238:LEU:HD12	7:BD:238:LEU:C	2.40	0.47
7:BD:243:ALA:CB	7:BD:466:HIS:NE2	2.78	0.47
7:BD:387:GLU:HG3	23:UD:130:VAL:HG11	1.97	0.47
8:CD:13:ARG:CD	8:CD:13:ARG:N	2.73	0.47
44:HD:102:DGD:O5D	44:HD:102:DGD:O4D	2.30	0.47
38:LD:102:SQD:H82	43:bD:616:BCR:H282	1.96	0.47
18:OD:127:ASP:OD1	18:OD:127:ASP:N	2.47	0.47
6:AE:42:LEU:HD21	38:AE:407:SQD:H172	1.97	0.47
7:BE:238:LEU:HD12	7:BE:238:LEU:C	2.40	0.47
7:BE:243:ALA:CB	7:BE:466:HIS:NE2	2.78	0.47
8:CE:59:VAL:CA	15:KE:10:LEU:CD2	2.90	0.47
36:CE:513:CLA:H101	43:CE:519:BCR:H282	1.97	0.47
9:DE:68:LEU:HB3	10:EE:49:THR:HG21	1.96	0.47
19:QE:89:VAL:HA	19:QE:93:LEU:HD12	1.96	0.47
4:IF:53:LYS:NZ	3:JF:119:LEU:O	2.43	0.47
4:HG:72:MET:HE2	4:HG:72:MET:HB3	1.86	0.47
3:KG:30:VAL:HG11	4:LG:34:GLY:HA3	1.96	0.47
3:TG:150:GLY:HA2	3:TG:153:PHE:HD2	1.79	0.47
1:BI:21:TYR:C	31:fI:113:ALA:O	2.57	0.47
1:BI:200:GLN:CD	1:BI:200:GLN:N	2.71	0.47
1:BI:205:ARG:HA	3:u4:76:GLU:HB3	1.93	0.47
28:EK:127:THR:O	28:EK:127:THR:OG1	2.32	0.47
4:MK:121:VAL:CG1	33:MK:201:CYC:CHD	2.92	0.47
3:AL:95:GLY:HA2	3:AL:98:ALA:HB3	1.97	0.47
28:BL:122:LEU:N	28:BL:122:LEU:CD1	2.73	0.47
28:BL:125:LYS:N	4:JL:135:GLU:CD	2.61	0.47
28:BL:129:ASN:ND2	28:BL:129:ASN:H	2.10	0.47
3:IL:38:ARG:O	3:IL:42:THR:HG23	2.14	0.47

Continued on next page...

Continued from previous page...

Atom-1	Atom-2	Interatomic distance (Å)	Clash overlap (Å)
3:IL:71:ASN:HD21	3:IL:121:THR:CA	2.15	0.47
3:KL:154:ASP:N	3:KL:154:ASP:OD1	2.45	0.47
4:ML:108:VAL:HG23	33:ML:201:CYC:HAB1	1.96	0.47
4:OL:3:ASP:H	4:OL:6:THR:HG1	1.62	0.47
7:B1:238:LEU:HD12	7:B1:238:LEU:C	2.40	0.47
43:B1:615:BCR:H282	38:L1:101:SQD:H82	1.96	0.47
8:C1:13:ARG:HG2	8:C1:13:ARG:NH1	2.23	0.47
8:C1:417:HIS:O	8:C1:421:ALA:N	2.42	0.47
36:C1:513:CLA:H101	43:C1:519:BCR:H282	1.97	0.47
9:D1:84:SER:OG	10:E1:67:THR:O	2.31	0.47
24:V1:52:LYS:HB3	24:V1:52:LYS:HE2	1.74	0.47
36:b1:609:CLA:HBA2	36:b1:609:CLA:H3A	1.46	0.47
8:c1:141:LYS:HA	8:c1:253:TRP:HZ3	1.68	0.47
8:c1:292:THR:OG1	8:c1:293:ASN:N	2.48	0.47
8:c1:309:GLN:OE1	8:c1:315:ILE:HD11	2.14	0.47
9:d1:245:SER:OG	9:d1:246:MET:N	2.46	0.47
16:l1:31:ILE:HG22	22:t1:9:VAL:HG13	1.96	0.47
19:q1:139:ASP:HA	19:q1:142:LEU:HB2	1.97	0.47
32:c2:75:THR:O	32:c2:79:MET:HG2	2.15	0.47
32:c2:102:ALA:CB	32:c2:166:ARG:NH1	2.77	0.47
32:e2:72:ASN:HD22	32:e2:123:PRO:HG3	1.80	0.47
31:j2:52:ILE:HG23	31:j2:88:ILE:CG2	2.45	0.47
32:m2:102:ALA:CB	32:m2:166:ARG:NH1	2.77	0.47
32:c3:64:PRO:HD2	32:c3:65:GLN:H	1.78	0.47
33:c3:201:CYC:HMA1	33:c3:201:CYC:HB	1.79	0.47
31:f3:8:ALA:HB1	31:f3:23:GLU:HG2	1.97	0.47
31:f3:113:ALA:HA	1:B3:23:VAL:HG23	1.97	0.47
32:g3:75:THR:O	32:g3:79:MET:HG2	2.15	0.47
31:h3:8:ALA:HB1	31:h3:23:GLU:HG2	1.97	0.47
31:h3:130:ILE:CD1	31:h3:162:SER:OG	2.63	0.47
32:k3:102:ALA:CB	32:k3:166:ARG:NH1	2.77	0.47
3:V4:43:MET:O	3:V4:90:ARG:NH2	2.42	0.47
4:v4:3:ASP:N	4:v4:6:THR:HG1	2.13	0.47
3:o4:79:ALA:O	3:o4:83:ARG:N	2.47	0.47
4:p4:15:GLN:HB3	4:p4:17:LYS:HE2	1.97	0.47
2:B4:84:PHE:CZ	2:B4:161:THR:CA	2.97	0.47
2:B4:583:ILE:CG2	33:1G:201:CYC:HMA3	2.45	0.47
2:B4:790:THR:HG23	2:B4:793:GLU:H	1.80	0.47
2:C4:883:PHE:O	2:C4:886:THR:OG1	2.30	0.47
1:B5:22:GLU:CA	31:f5:113:ALA:HB1	2.36	0.47
32:c5:135:LYS:CB	32:c5:164:PHE:CB	2.93	0.47

Continued on next page...

Continued from previous page...

Atom-1	Atom-2	Interatomic distance (Å)	Clash overlap (Å)
31:d5:52:ILE:HG23	31:d5:88:ILE:CG2	2.45	0.47
32:e5:75:THR:O	32:e5:79:MET:HG2	2.15	0.47
32:g5:75:THR:O	32:g5:79:MET:HG2	2.15	0.47
31:h5:52:ILE:HG23	31:h5:88:ILE:CG2	2.44	0.47
31:h5:130:ILE:CD1	31:h5:162:SER:OG	2.63	0.47
32:i5:72:ASN:HD22	32:i5:123:PRO:HG3	1.80	0.47
31:l5:130:ILE:CD1	31:l5:162:SER:OG	2.63	0.47
31:b6:130:ILE:CD1	31:b6:162:SER:OG	2.63	0.47
32:c6:102:ALA:CB	32:c6:166:ARG:NH1	2.77	0.47
33:c6:202:CYC:CMA	33:c6:202:CYC:HBA2	2.44	0.47
33:c6:202:CYC:HBA2	33:c6:202:CYC:HMA3	1.95	0.47
31:d6:52:ILE:HG23	31:d6:88:ILE:CG2	2.45	0.47
31:f6:130:ILE:CD1	31:f6:162:SER:OG	2.63	0.47
33:i6:202:CYC:HB	33:i6:202:CYC:HMA1	1.79	0.47
31:b7:52:ILE:HG23	31:b7:88:ILE:CG2	2.45	0.47
31:f7:130:ILE:CD1	31:f7:162:SER:OG	2.63	0.47
31:h7:52:ILE:HG23	31:h7:88:ILE:CG2	2.44	0.47
33:i7:202:CYC:HB	33:i7:202:CYC:HMA1	1.79	0.47
31:j7:52:ILE:HG23	31:j7:88:ILE:CG2	2.44	0.47
32:m7:72:ASN:HD22	32:m7:123:PRO:HG3	1.80	0.47
33:m7:201:CYC:CBD	33:m7:201:CYC:CHA	2.85	0.47
1:B8:15:ASN:HA	33:e8:201:CYC:HBA1	1.96	0.47
32:g8:151:GLY:HA3	33:g8:201:CYC:HMD3	1.76	0.47
31:h8:8:ALA:HB1	31:h8:23:GLU:HG2	1.97	0.47
31:h8:52:ILE:HG23	31:h8:88:ILE:CG2	2.44	0.47
32:i8:59:LEU:HD23	32:i8:133:LYS:HD2	1.95	0.47
31:j8:130:ILE:CD1	31:j8:162:SER:OG	2.63	0.47
31:l8:66:THR:HA	31:l8:74:TYR:CD1	2.50	0.47
31:d9:52:ILE:HG23	31:d9:88:ILE:CG2	2.45	0.47
31:d9:130:ILE:CD1	31:d9:162:SER:OG	2.63	0.47
33:g9:201:CYC:CMA	33:g9:201:CYC:HBA2	2.44	0.47
32:i9:64:PRO:HD2	32:i9:65:GLN:H	1.78	0.47
33:j9:202:CYC:CMA	33:j9:202:CYC:HBA2	2.45	0.47
31:l9:8:ALA:HB1	31:l9:23:GLU:HG2	1.97	0.47
31:bA:130:ILE:CD1	31:bA:162:SER:OG	2.63	0.47
32:cA:75:THR:O	32:cA:79:MET:HG2	2.15	0.47
33:eA:202:CYC:CMA	33:eA:202:CYC:HBA2	2.44	0.47
31:hA:130:ILE:CD1	31:hA:162:SER:OG	2.63	0.47
32:iA:8:VAL:HG12	32:iA:19:LEU:HD22	1.97	0.47
32:iA:135:LYS:CB	32:iA:164:PHE:CB	2.93	0.47
32:mA:145:PRO:HB3	33:mA:201:CYC:HMC3	1.97	0.47

Continued on next page...

Continued from previous page...

Atom-1	Atom-2	Interatomic distance (Å)	Clash overlap (Å)
4:aB:130:ILE:HA	4:aB:133:MET:HG2	1.97	0.47
3:uB:39:ILE:O	3:uB:42:THR:OG1	2.32	0.47
33:uB:201:CYC:HMD1	33:uB:201:CYC:HC	1.80	0.47
3:qB:82:LEU:HA	3:qB:85:LEU:HB2	1.96	0.47
4:xB:3:ASP:HB3	4:xB:6:THR:H	1.79	0.47
4:zB:37:ARG:NH1	4:zB:96:MET:O	2.48	0.47
32:cC:102:ALA:CB	32:cC:166:ARG:NH1	2.77	0.47
32:cC:151:GLY:HA3	33:cC:202:CYC:HMD1	1.87	0.47
31:fC:8:ALA:HB1	31:fC:23:GLU:HG2	1.97	0.47
31:hC:45:THR:HG22	32:iC:18:MET:HE2	1.97	0.47
31:hC:52:ILE:HG23	31:hC:88:ILE:CG2	2.45	0.47
31:hC:130:ILE:CD1	31:hC:162:SER:OG	2.63	0.47
33:jC:202:CYC:CMA	33:jC:202:CYC:HBA2	2.45	0.47
32:kC:135:LYS:CB	32:kC:164:PHE:CB	2.92	0.47
31:lC:130:ILE:CD1	31:lC:162:SER:OG	2.63	0.47
32:mC:102:ALA:CB	32:mC:166:ARG:NH1	2.77	0.47
32:mC:135:LYS:CB	32:mC:164:PHE:CB	2.93	0.47
7:bD:245:VAL:HG22	36:bD:612:CLA:H201	1.97	0.47
7:bD:257:TRP:NE1	9:dD:163:GLY:O	2.47	0.47
7:bD:496:GLN:HG2	9:dD:24:ARG:HH11	1.79	0.47
8:cD:192:ASN:CA	40:cD:501:LMT:O5'	2.63	0.47
8:cD:292:THR:OG1	8:cD:293:ASN:N	2.48	0.47
44:cD:517:DGD:HB42	39:yD:101:LMG:H352	1.97	0.47
11:fD:44:ARG:HB3	14:jD:35:VAL:HG23	1.96	0.47
18:oD:55:ARG:HD2	18:oD:167:SER:OG	2.14	0.47
6:aE:65:GLU:OE2	18:oE:180:ARG:NH1	2.35	0.47
6:aE:70:SER:O	6:aE:75:ASN:ND2	2.48	0.47
7:bE:63:MET:CE	7:bE:80:LEU:HD21	2.44	0.47
7:bE:496:GLN:HG2	9:dE:24:ARG:HH11	1.79	0.47
8:cE:34:GLY:CA	8:cE:127:LEU:CB	2.92	0.47
8:cE:251:PHE:HE1	43:cE:515:BCR:H313	1.66	0.47
36:cE:503:CLA:C3D	36:cE:505:CLA:H2	2.44	0.47
43:cE:515:BCR:C5	13:iE:20:ILE:CD1	2.88	0.47
18:oE:127:ASP:N	18:oE:127:ASP:OD1	2.47	0.47
19:qE:139:ASP:HA	19:qE:142:LEU:HB2	1.97	0.47
26:yE:73:SER:O	26:yE:75:ILE:N	2.47	0.47
3:bF:12:ASP:OD2	4:cF:107:ARG:NH1	2.48	0.47
4:hF:1:MET:SD	4:hF:1:MET:N	2.82	0.47
31:dH:52:ILE:HG23	31:dH:88:ILE:CG2	2.45	0.47
32:eH:72:ASN:HD22	32:eH:123:PRO:HG3	1.80	0.47
33:gH:201:CYC:CMA	33:gH:201:CYC:HBA2	2.44	0.47

Continued on next page...

Continued from previous page...

Atom-1	Atom-2	Interatomic distance (Å)	Clash overlap (Å)
31:hH:130:ILE:CD1	31:hH:162:SER:OG	2.63	0.47
32:iH:8:VAL:HG12	32:iH:19:LEU:HD22	1.97	0.47
32:iH:72:ASN:HD22	32:iH:123:PRO:HG3	1.80	0.47
33:iH:201:CYC:CMA	33:iH:201:CYC:HBA2	2.44	0.47
32:kH:59:LEU:CD1	32:kH:130:GLY:CA	2.90	0.47
33:mH:201:CYC:CMA	33:mH:201:CYC:HBA2	2.44	0.47
31:bI:8:ALA:HB1	31:bI:23:GLU:HG2	1.97	0.47
31:bI:130:ILE:CD1	31:bI:162:SER:OG	2.63	0.47
31:fI:64:PRO:CD	31:fI:65:TYR:H	2.19	0.47
31:fI:66:THR:HA	31:fI:74:TYR:CD1	2.50	0.47
32:gI:106:GLU:HG2	32:gI:110:LEU:HD12	1.95	0.47
32:iI:102:ALA:CB	32:iI:166:ARG:NH1	2.77	0.47
33:jI:202:CYC:CMA	33:jI:202:CYC:HBA2	2.45	0.47
31:lI:130:ILE:CD1	31:lI:162:SER:OG	2.63	0.47
31:bJ:52:ILE:HG23	31:bJ:88:ILE:CG2	2.45	0.47
32:eJ:75:THR:O	32:eJ:79:MET:HG2	2.15	0.47
32:eJ:135:LYS:CB	32:eJ:164:PHE:CB	2.92	0.47
32:gJ:64:PRO:HD2	32:gJ:65:GLN:H	1.78	0.47
32:iJ:72:ASN:HD22	32:iJ:123:PRO:HG3	1.80	0.47
32:iJ:135:LYS:CB	32:iJ:164:PHE:CB	2.93	0.47
33:jJ:202:CYC:CMA	33:jJ:202:CYC:HBA2	2.45	0.47
31:lJ:66:THR:HA	31:lJ:74:TYR:CD1	2.50	0.47
32:mJ:135:LYS:CB	32:mJ:164:PHE:CB	2.93	0.47
29:gK:47:ASN:HB2	29:gK:50:GLU:HB3	1.95	0.47
4:lK:3:ASP:O	4:lK:7:SER:N	2.47	0.47
4:lK:3:ASP:HB3	4:lK:6:THR:H	1.79	0.47
30:mK:37:LEU:HD13	4:nK:28:LYS:HE2	1.97	0.47
2:BB:84:PHE:CZ	2:BB:161:THR:CA	2.98	0.47
2:BB:380:THR:HG21	4:OL:83:ARG:HG2	1.97	0.47
2:CB:311:GLN:HE22	2:CB:339:LEU:HD11	1.80	0.47
2:CB:583:ILE:CD1	4:IK:83:ARG:CZ	2.87	0.47
7:BD:235:GLU:OE2	7:BD:472:ARG:CB	2.62	0.47
38:AE:407:SQD:H182	42:DE:410:LHG:H362	1.97	0.47
36:CE:503:CLA:C3D	36:CE:505:CLA:H2	2.45	0.47
13:IE:26:ASN:HD22	13:IE:26:ASN:HA	1.49	0.47
13:IE:35:ARG:CG	13:IE:35:ARG:NH1	2.73	0.47
21:SE:45:UNK:CA	8:cE:454:LEU:O	2.62	0.47
3:ZF:126:VAL:CG2	33:ZF:201:CYC:CAC	2.63	0.47
3:AG:111:GLY:H	4:7G:75:THR:HG22	1.80	0.47
3:GL:23:LEU:HD22	4:HL:38:VAL:HG23	1.97	0.47
4:LL:78:TYR:HE1	4:LL:82:ILE:HD11	1.80	0.47

Continued on next page...

Continued from previous page...

Atom-1	Atom-2	Interatomic distance (Å)	Clash overlap (Å)
3:PL:28:SER:OG	30:VL:28:ASP:OD2	2.28	0.47
3:TL:150:GLY:HA2	3:TL:153:PHE:HD2	1.79	0.47
4:UL:65:ILE:HG22	4:UL:72:MET:HG2	1.96	0.47
7:B1:91:TRP:CZ3	36:B1:606:CLA:CGA	2.98	0.47
8:C1:446:ILE:N	9:D1:222:LEU:O	2.48	0.47
9:D1:300:SER:OG	9:D1:301:GLN:N	2.46	0.47
18:O1:55:ARG:HG2	18:O1:167:SER:OG	2.15	0.47
18:O1:127:ASP:N	18:O1:127:ASP:OD1	2.47	0.47
27:Z1:32:ASN:OD1	27:Z1:32:ASN:N	2.48	0.47
32:g2:102:ALA:CB	32:g2:166:ARG:NH1	2.77	0.47
31:l2:130:ILE:CD1	31:l2:162:SER:OG	2.63	0.47
31:b3:130:ILE:CD1	31:b3:162:SER:OG	2.63	0.47
32:e3:72:ASN:HD22	32:e3:123:PRO:HG3	1.80	0.47
1:B3:198:ILE:HG22	1:B3:199:TRP:N	2.29	0.47
3:Z4:161:SER:O	3:Z4:161:SER:OG	2.33	0.47
2:B4:171:LEU:HD13	2:B4:235:PHE:CZ	2.50	0.47
2:B4:311:GLN:HE22	2:B4:339:LEU:HD11	1.80	0.47
2:C4:77:THR:O	27:zE:33:TRP:HZ3	1.98	0.47
2:C4:364:ARG:HH21	2:C4:396:GLU:CD	2.22	0.47
1:B5:230:ARG:O	1:B5:233:ASN:CG	2.58	0.47
31:b5:8:ALA:HB1	31:b5:23:GLU:HG2	1.97	0.47
31:d5:66:THR:HA	31:d5:74:TYR:CD1	2.50	0.47
32:e5:72:ASN:HD22	32:e5:123:PRO:HG3	1.80	0.47
31:j5:64:PRO:CD	31:j5:65:TYR:H	2.19	0.47
31:j5:130:ILE:CD1	31:j5:162:SER:OG	2.63	0.47
32:k5:145:PRO:O	32:k5:145:PRO:CD	2.63	0.47
31:b6:52:ILE:HG23	31:b6:88:ILE:CG2	2.45	0.47
32:c6:72:ASN:HD22	32:c6:123:PRO:HG3	1.80	0.47
32:c6:135:LYS:CB	32:c6:164:PHE:CB	2.93	0.47
33:c6:201:CYC:HB	33:c6:201:CYC:HMA1	1.79	0.47
31:d6:130:ILE:CD1	31:d6:162:SER:OG	2.63	0.47
32:e6:75:THR:O	32:e6:79:MET:HG2	2.15	0.47
31:f6:126:PRO:CD	31:f6:127:SER:H	2.13	0.47
31:b7:8:ALA:HB1	31:b7:23:GLU:HG2	1.97	0.47
31:d7:52:ILE:HG23	31:d7:88:ILE:CG2	2.45	0.47
33:e7:202:CYC:CMA	33:e7:202:CYC:HBA2	2.44	0.47
31:f7:52:ILE:HG23	31:f7:88:ILE:CG2	2.45	0.47
31:j7:130:ILE:CD1	31:j7:162:SER:OG	2.63	0.47
32:c8:75:THR:O	32:c8:79:MET:HG2	2.15	0.47
31:d8:148:VAL:CG1	33:m8:201:CYC:HMB2	2.42	0.47
33:j8:202:CYC:HBC1	32:k8:40:SER:HB3	1.96	0.47

Continued on next page...

Continued from previous page...

Atom-1	Atom-2	Interatomic distance (Å)	Clash overlap (Å)
31:b9:8:ALA:HB1	31:b9:23:GLU:HG2	1.97	0.47
31:f9:52:ILE:HG23	31:f9:88:ILE:CG2	2.45	0.47
33:j9:202:CYC:HMD1	32:k9:151:GLY:CA	2.41	0.47
32:k9:59:LEU:HD23	32:k9:133:LYS:HD2	1.95	0.47
32:cA:64:PRO:HD2	32:cA:65:GLN:H	1.78	0.47
32:cA:72:ASN:HD22	32:cA:123:PRO:HG3	1.80	0.47
32:eA:72:ASN:HD22	32:eA:123:PRO:HG3	1.79	0.47
31:fA:8:ALA:HB1	31:fA:23:GLU:HG2	1.97	0.47
32:gA:72:ASN:HD22	32:gA:123:PRO:HG3	1.80	0.47
32:gA:75:THR:O	32:gA:79:MET:HG2	2.15	0.47
3:sB:130:VAL:HG21	3:sB:156:LEU:HD23	1.97	0.47
4:vB:91:TYR:CB	4:vB:104:LEU:HD21	2.39	0.47
3:qB:12:ASP:OD2	4:rB:107:ARG:NH1	2.46	0.47
31:fC:52:ILE:HG23	31:fC:88:ILE:CG2	2.45	0.47
31:lC:66:THR:HA	31:lC:74:TYR:CD1	2.50	0.47
6:aD:70:SER:O	6:aD:75:ASN:ND2	2.48	0.47
44:cD:517:DGD:HB61	39:yD:101:LMG:H372	1.97	0.47
9:dD:291:VAL:HG23	9:dD:293:LEU:HG	1.96	0.47
44:cE:517:DGD:HB61	39:yE:101:LMG:H372	1.97	0.47
19:qE:89:VAL:HA	19:qE:93:LEU:HD12	1.96	0.47
27:zE:12:LEU:HD12	27:zE:50:LEU:HD23	1.96	0.47
30:mF:40:VAL:CG1	30:mF:97:LEU:HD21	2.40	0.47
30:mF:142:ASP:N	30:mF:142:ASP:OD1	2.47	0.47
32:eH:75:THR:O	32:eH:79:MET:HG2	2.15	0.47
31:fH:130:ILE:CD1	31:fH:162:SER:OG	2.63	0.47
32:gH:135:LYS:CB	32:gH:164:PHE:CB	2.93	0.47
31:hH:52:ILE:HG23	31:hH:88:ILE:CG2	2.44	0.47
31:hH:66:THR:HA	31:hH:74:TYR:CD1	2.50	0.47
32:kH:102:ALA:CB	32:kH:166:ARG:NH1	2.77	0.47
32:mH:72:ASN:HD22	32:mH:123:PRO:HG3	1.80	0.47
31:bI:52:ILE:HG23	31:bI:88:ILE:CG2	2.45	0.47
32:eI:75:THR:O	32:eI:79:MET:HG2	2.15	0.47
32:kI:102:ALA:CB	32:kI:166:ARG:NH1	2.77	0.47
32:mI:135:LYS:CB	32:mI:164:PHE:CB	2.93	0.47
31:fJ:130:ILE:CD1	31:fJ:162:SER:OG	2.62	0.47
32:gJ:135:LYS:CB	32:gJ:164:PHE:CB	2.93	0.47
32:kJ:145:PRO:O	32:kJ:145:PRO:CD	2.63	0.47
33:mJ:201:CYC:CMA	33:mJ:201:CYC:HBA2	2.44	0.47
29:gK:154:GLU:H	29:gK:156:PRO:HD2	1.79	0.47
3:iK:100:ASP:N	3:iK:100:ASP:OD1	2.48	0.47
4:jK:110:ASN:OD1	4:jK:110:ASN:N	2.48	0.47

Continued on next page...

Continued from previous page...

Atom-1	Atom-2	Interatomic distance (Å)	Clash overlap (Å)
3:6L:38:ARG:O	3:6L:42:THR:OG1	2.32	0.47
2:BB:151:ASN:ND2	2:BB:153:SER:OG	2.48	0.47
2:BB:620:GLU:OE2	2:BB:624:ARG:NH2	2.43	0.47
4:RB:119:LEU:HD13	33:RB:201:CYC:HBD1	1.97	0.47
3:SB:145:ASP:OD2	4:KK:39:ARG:NH2	2.48	0.47
4:TB:62:TYR:HB3	1:B9:240:LEU:HD13	1.96	0.47
4:YB:58:LYS:NZ	4:YB:132:ALA:O	2.44	0.47
1:BC:179:LEU:O	32:gC:116:THR:HG22	2.14	0.47
7:BD:91:TRP:CZ3	36:BD:606:CLA:CGA	2.98	0.47
7:BD:496:GLN:CA	7:BD:496:GLN:NE2	2.73	0.47
9:DD:103:ARG:HD2	10:ED:76:ILE:HG21	1.96	0.47
21:SD:45:UNK:CA	8:cD:454:LEU:O	2.62	0.47
27:ZD:32:ASN:N	27:ZD:32:ASN:OD1	2.48	0.47
7:BE:387:GLU:HG3	23:UE:130:VAL:HG11	1.97	0.47
8:CE:394:VAL:HG13	8:CE:402:GLN:HB3	1.97	0.47
8:CE:402:GLN:N	8:CE:402:GLN:CD	2.72	0.47
11:FE:11:THR:HG23	11:FE:11:THR:O	2.13	0.47
12:HE:17:GLU:HA	2:B4:79:GLY:HA2	1.91	0.47
3:IG:82:LEU:CD2	3:IG:85:LEU:CD1	2.85	0.47
1:BH:200:GLN:NE2	1:BH:200:GLN:C	2.73	0.47
1:BI:189:ARG:NE	1:BI:189:ARG:C	2.73	0.47
1:BJ:200:GLN:NE2	1:BJ:200:GLN:C	2.73	0.47
28:EK:123:LEU:CD2	4:YK:134:LYS:HE3	2.45	0.47
4:OL:63:SER:OG	4:OL:64:ASP:N	2.48	0.47
37:a1:409:PL9:H401	37:a1:409:PL9:H421	1.69	0.47
8:c1:34:GLY:CA	8:c1:127:LEU:CB	2.93	0.47
37:d1:408:PL9:H33	16:l1:28:VAL:HB	1.96	0.47
31:d2:66:THR:HA	31:d2:74:TYR:CD1	2.50	0.47
31:f2:130:ILE:CD1	31:f2:162:SER:OG	2.63	0.47
33:i2:201:CYC:CMA	33:i2:201:CYC:HBA2	2.44	0.47
31:b3:66:THR:HA	31:b3:74:TYR:CD1	2.50	0.47
31:d3:52:ILE:HG23	31:d3:88:ILE:CG2	2.45	0.47
32:k3:135:LYS:CB	32:k3:164:PHE:CB	2.92	0.47
32:m3:64:PRO:HD2	32:m3:65:GLN:H	1.78	0.47
32:m3:145:PRO:HB3	33:m3:201:CYC:HMC3	1.97	0.47
4:T4:158:SER:O	4:aB:161:SER:O	2.32	0.47
4:t4:106:GLU:O	4:t4:110:ASN:ND2	2.48	0.47
4:x4:3:ASP:H	4:x4:6:THR:HB	1.80	0.47
1:B5:239:ALA:CB	4:1L:62:TYR:C	2.88	0.47
32:c5:145:PRO:O	32:c5:145:PRO:CD	2.63	0.47
31:d5:148:VAL:CG1	33:m5:201:CYC:CMB	2.83	0.47

Continued on next page...

Continued from previous page...

Atom-1	Atom-2	Interatomic distance (Å)	Clash overlap (Å)
32:g5:135:LYS:CB	32:g5:164:PHE:CB	2.93	0.47
33:j5:202:CYC:HBA2	33:j5:202:CYC:HMA3	1.95	0.47
32:m5:8:VAL:HG12	32:m5:19:LEU:HD22	1.97	0.47
31:h6:130:ILE:CD1	31:h6:162:SER:OG	2.63	0.47
33:j6:202:CYC:HBC1	32:k6:40:SER:HB3	1.96	0.47
32:k6:102:ALA:CB	32:k6:166:ARG:NH1	2.77	0.47
31:l6:52:ILE:HG23	31:l6:88:ILE:CG2	2.44	0.47
32:m6:102:ALA:CB	32:m6:166:ARG:NH1	2.77	0.47
32:c7:102:ALA:CB	32:c7:166:ARG:NH1	2.77	0.47
33:c7:202:CYC:HAB2	31:h7:149:GLU:HG2	1.95	0.47
32:e7:151:GLY:CA	33:e7:202:CYC:CMD	2.85	0.47
31:f7:66:THR:HA	31:f7:74:TYR:CD1	2.50	0.47
32:g7:72:ASN:HD22	32:g7:123:PRO:HG3	1.80	0.47
32:g7:151:GLY:HA3	33:g7:201:CYC:HMD3	1.76	0.47
32:i7:72:ASN:HD22	32:i7:123:PRO:HG3	1.80	0.47
31:l7:8:ALA:HB1	31:l7:23:GLU:HG2	1.97	0.47
32:m7:8:VAL:HG12	32:m7:19:LEU:HD22	1.97	0.47
1:B7:200:GLN:N	1:B7:200:GLN:CD	2.73	0.47
1:B8:230:ARG:O	1:B8:233:ASN:CG	2.58	0.47
31:d8:52:ILE:HG23	31:d8:88:ILE:CG2	2.45	0.47
32:e8:72:ASN:HD22	32:e8:123:PRO:HG3	1.80	0.47
32:i8:8:VAL:HG12	32:i8:19:LEU:HD22	1.97	0.47
33:j8:202:CYC:CMA	33:j8:202:CYC:HBA2	2.45	0.47
32:g9:72:ASN:HD22	32:g9:123:PRO:HG3	1.80	0.47
1:B9:217:ASP:HA	3:wB:82:LEU:CD2	2.45	0.47
31:dA:148:VAL:CG1	33:mA:201:CYC:HMB2	2.42	0.47
31:hA:8:ALA:HB1	31:hA:23:GLU:HG2	1.97	0.47
32:iA:72:ASN:HD22	32:iA:123:PRO:HG3	1.80	0.47
4:aB:61:LEU:C	4:aB:61:LEU:CD2	2.85	0.47
32:gC:151:GLY:HA3	33:gC:302:CYC:HMD3	1.76	0.47
6:aD:257:ARG:HA	6:aD:257:ARG:HD2	1.48	0.47
9:dD:89:LEU:CA	9:dD:91:PHE:CE1	2.93	0.47
36:bE:604:CLA:H151	36:bE:604:CLA:H112	1.68	0.47
8:cE:128:GLU:CA	8:cE:135:GLY:HA3	2.45	0.47
11:fE:38:ALA:O	11:fE:42:ILE:HG23	2.15	0.47
11:fE:44:ARG:HB3	14:jE:35:VAL:HG23	1.96	0.47
4:lF:3:ASP:HB3	4:lF:6:THR:H	1.79	0.47
32:cH:75:THR:O	32:cH:79:MET:HG2	2.15	0.47
31:fH:52:ILE:HG23	31:fH:88:ILE:CG2	2.45	0.47
32:gH:75:THR:O	32:gH:79:MET:HG2	2.15	0.47
31:hH:45:THR:HG22	32:iH:18:MET:HE2	1.97	0.47

Continued on next page...

Continued from previous page...

Atom-1	Atom-2	Interatomic distance (Å)	Clash overlap (Å)
31:lH:66:THR:HA	31:lH:74:TYR:CD1	2.50	0.47
31:lH:130:ILE:CD1	31:lH:162:SER:OG	2.63	0.47
32:eI:135:LYS:CB	32:eI:164:PHE:CB	2.92	0.47
31:fI:52:ILE:HG23	31:fI:88:ILE:CG2	2.45	0.47
32:gI:75:THR:O	32:gI:79:MET:HG2	2.15	0.47
33:gI:302:CYC:CMA	33:gI:302:CYC:HBA2	2.44	0.47
32:mI:8:VAL:HG12	32:mI:19:LEU:HD22	1.97	0.47
32:cJ:75:THR:O	32:cJ:79:MET:HG2	2.15	0.47
33:cJ:202:CYC:HAB2	31:hJ:149:GLU:HG2	1.95	0.47
32:gJ:75:THR:O	32:gJ:79:MET:HG2	2.15	0.47
31:lJ:4:PRO:CD	31:lJ:5:LEU:H	2.04	0.47
32:mJ:59:LEU:CD1	32:mJ:130:GLY:CA	2.90	0.47
4:eK:96:MET:HE2	4:eK:96:MET:HB3	1.78	0.47
4:lK:103:ILE:HG23	4:lK:104:LEU:HD22	1.97	0.47
30:mK:113:LYS:NZ	30:mK:159:ALA:O	2.44	0.47
1:BA:233:ASN:ND2	1:BA:233:ASN:N	2.60	0.47
2:CB:641:PHE:CD2	33:YK:201:CYC:O2A	2.67	0.47
3:VB:22:GLU:HA	3:VB:25:ARG:HD2	1.95	0.47
3:XB:58:LEU:HD12	3:XB:129:GLY:HA3	1.96	0.47
8:CD:417:HIS:O	8:CD:421:ALA:N	2.42	0.47
8:CD:446:ILE:N	9:DD:222:LEU:O	2.48	0.47
19:QD:115:MET:HE2	19:QD:115:MET:HB2	1.84	0.47
7:BE:91:TRP:CZ3	36:BE:606:CLA:CGA	2.98	0.47
13:IE:29:SER:O	13:IE:29:SER:OG	2.28	0.47
15:KE:9:LYS:HB2	15:KE:9:LYS:HE3	1.78	0.47
4:KF:28:LYS:HA	4:KF:31:PHE:HB2	1.97	0.47
4:YF:72:MET:SD	4:YF:81:CYS:SG	3.13	0.47
28:BG:113:GLU:N	28:BG:113:GLU:CD	2.72	0.47
3:GG:115:MET:HE2	3:GG:115:MET:HB3	1.75	0.47
4:OG:3:ASP:H	4:OG:6:THR:HG1	1.61	0.47
29:QG:128:VAL:HG21	29:QG:165:SER:HB2	1.97	0.47
1:BI:15:ASN:HA	33:eI:201:CYC:HBA1	1.96	0.47
1:BI:195:PRO:C	32:gI:121:GLY:O	2.58	0.47
1:BJ:179:LEU:O	32:gJ:116:THR:HG22	2.14	0.47
4:IK:130:ILE:HD11	4:IK:157:CYS:HB3	1.97	0.47
4:YK:121:VAL:HG11	33:YK:201:CYC:HC	1.79	0.47
28:BL:123:LEU:HD21	4:JL:134:LYS:NZ	2.29	0.47
4:JL:104:LEU:HD22	4:JL:156:ILE:HD11	1.96	0.47
29:QL:74:TYR:H	29:QL:78:ARG:HD2	1.80	0.47
6:A1:331:MET:HE3	9:D1:347:PRO:HB2	1.97	0.47
8:C1:402:GLN:NE2	8:C1:402:GLN:C	2.73	0.47

Continued on next page...

Continued from previous page...

Atom-1	Atom-2	Interatomic distance (Å)	Clash overlap (Å)
9:D1:199:MET:HB3	37:D1:407:PL9:H272	1.96	0.47
18:O1:215:ASN:HB3	18:O1:252:SER:HB3	1.97	0.47
27:Z1:12:LEU:HD12	27:Z1:50:LEU:HD23	1.96	0.47
36:b1:605:CLA:H203	36:h1:101:CLA:H8	1.97	0.47
44:c1:517:DGD:HB61	39:y1:101:LMG:H372	1.97	0.47
9:d1:56:THR:OG1	9:d1:57:SER:N	2.48	0.47
12:h1:47:GLN:HB2	12:h1:52:SER:HB2	1.97	0.47
27:z1:36:SER:HA	27:z1:39:LEU:CD1	2.32	0.47
32:c2:135:LYS:CB	32:c2:164:PHE:CB	2.93	0.47
32:e2:75:THR:O	32:e2:79:MET:HG2	2.15	0.47
32:i2:149:THR:O	33:i2:201:CYC:NC	2.45	0.47
32:k2:145:PRO:O	32:k2:145:PRO:CD	2.63	0.47
31:l2:8:ALA:HB1	31:l2:23:GLU:HG2	1.97	0.47
32:m2:59:LEU:CD1	32:m2:130:GLY:CA	2.90	0.47
32:c3:75:THR:O	32:c3:79:MET:HG2	2.15	0.47
33:e3:202:CYC:CMA	33:e3:202:CYC:HBA2	2.44	0.47
32:g3:135:LYS:CB	32:g3:164:PHE:CB	2.93	0.47
32:i3:151:GLY:N	33:i3:201:CYC:HMD2	2.30	0.47
3:o4:87:TYR:HB3	33:o4:201:CYC:HBB3	1.96	0.47
4:r4:124:GLY:HA3	4:x4:124:GLY:HA3	1.97	0.47
4:x4:154:ASP:CB	2:C4:721:LEU:HD12	2.17	0.47
2:B4:255:GLN:NE2	2:B4:399:ASP:OD2	2.48	0.47
2:C4:436:ARG:HA	2:C4:480:PRO:HG2	1.97	0.47
31:h5:45:THR:HG22	32:i5:18:MET:HE2	1.97	0.47
33:e6:202:CYC:CBD	33:e6:202:CYC:CHA	2.85	0.47
32:g6:113:LEU:C	32:g6:116:THR:HG1	2.22	0.47
31:j6:52:ILE:HG23	31:j6:88:ILE:CG2	2.45	0.47
32:m6:44:ILE:HG12	32:m6:142:VAL:HG22	1.80	0.47
32:m6:64:PRO:HD2	32:m6:65:GLN:H	1.78	0.47
1:B6:205:ARG:HA	3:uB:76:GLU:HB3	1.96	0.47
31:h7:130:ILE:CD1	31:h7:162:SER:OG	2.63	0.47
32:i7:135:LYS:CB	32:i7:164:PHE:CB	2.93	0.47
31:j7:95:VAL:O	31:j7:99:LEU:HG	2.13	0.47
31:l7:130:ILE:CD1	31:l7:162:SER:OG	2.63	0.47
31:b8:52:ILE:HG23	31:b8:88:ILE:CG2	2.45	0.47
32:e8:135:LYS:CB	32:e8:164:PHE:CB	2.92	0.47
31:f8:66:THR:HA	31:f8:74:TYR:CD1	2.50	0.47
32:m8:8:VAL:HG12	32:m8:19:LEU:HD22	1.97	0.47
32:e9:75:THR:O	32:e9:79:MET:HG2	2.15	0.47
31:f9:66:THR:HA	31:f9:74:TYR:CD1	2.50	0.47
32:g9:116:THR:HG22	1:B9:179:LEU:O	2.14	0.47

Continued on next page...

Continued from previous page...

Atom-1	Atom-2	Interatomic distance (Å)	Clash overlap (Å)
32:i9:8:VAL:HG12	32:i9:19:LEU:HD22	1.97	0.47
32:k9:82:CYS:HG	33:k9:201:CYC:CAC	2.28	0.47
32:k9:145:PRO:O	32:k9:145:PRO:CD	2.63	0.47
31:hA:66:THR:HA	31:hA:74:TYR:CD1	2.50	0.47
3:sB:32:SER:O	3:sB:32:SER:OG	2.33	0.47
33:cC:201:CYC:HB	33:cC:201:CYC:HMA1	1.79	0.47
31:hC:66:THR:HA	31:hC:74:TYR:CD1	2.50	0.47
32:iC:8:VAL:HG12	32:iC:19:LEU:HD22	1.97	0.47
36:bD:609:CLA:HBA2	36:bD:609:CLA:H3A	1.46	0.47
9:dD:19:ASP:OD1	9:dD:23:LYS:NZ	2.45	0.47
37:dD:408:PL9:H33	16:lD:28:VAL:HB	1.96	0.47
18:oD:127:ASP:N	18:oD:127:ASP:OD1	2.47	0.47
24:vD:52:LYS:HE2	24:vD:52:LYS:HB3	1.74	0.47
8:cE:292:THR:OG1	8:cE:293:ASN:N	2.48	0.47
9:dE:103:ARG:HG2	10:eE:76:ILE:HG21	1.94	0.47
9:dE:199:MET:HB3	37:dE:408:PL9:H272	1.96	0.47
37:dE:408:PL9:H33	16:lE:28:VAL:HB	1.96	0.47
29:gF:74:TYR:H	29:gF:78:ARG:HD2	1.80	0.47
3:kF:100:ASP:OD1	3:kF:100:ASP:N	2.44	0.47
4:lF:103:ILE:HG23	4:lF:104:LEU:HD22	1.97	0.47
31:bH:2:LYS:HZ1	31:hH:15:GLN:CB	2.27	0.47
32:eH:135:LYS:CB	32:eH:164:PHE:CB	2.92	0.47
31:jH:52:ILE:HG23	31:jH:88:ILE:CG2	2.45	0.47
33:jH:202:CYC:HBC1	32:kH:40:SER:HB3	1.96	0.47
32:kH:145:PRO:O	32:kH:145:PRO:CD	2.63	0.47
32:cI:135:LYS:CB	32:cI:164:PHE:CB	2.93	0.47
31:hI:130:ILE:CD1	31:hI:162:SER:OG	2.63	0.47
32:iI:151:GLY:CA	33:iI:201:CYC:HMD2	2.40	0.47
32:cJ:145:PRO:O	32:cJ:145:PRO:CD	2.63	0.47
31:dJ:8:ALA:HB1	31:dJ:23:GLU:HG2	1.97	0.47
31:dJ:66:THR:HA	31:dJ:74:TYR:CD1	2.50	0.47
32:gJ:72:ASN:HD22	32:gJ:123:PRO:HG3	1.80	0.47
31:hJ:66:THR:HA	31:hJ:74:TYR:CD1	2.50	0.47
31:jJ:52:ILE:HG23	31:jJ:88:ILE:CG2	2.45	0.47
33:jJ:202:CYC:HBC1	32:kJ:40:SER:HB3	1.96	0.47
29:gK:128:VAL:HG21	29:gK:165:SER:HB2	1.97	0.47
6:AD:42:LEU:HD21	38:AD:407:SQD:H172	1.97	0.46
6:AD:140:ARG:O	9:DD:220:ASN:ND2	2.44	0.46
6:AD:310:GLN:HA	24:VD:28:LEU:HD13	1.96	0.46
36:BD:603:CLA:H203	36:HD:103:CLA:H8	1.97	0.46
8:CD:402:GLN:N	8:CD:402:GLN:CD	2.72	0.46

Continued on next page...

Continued from previous page...

Atom-1	Atom-2	Interatomic distance (Å)	Clash overlap (Å)
9:DD:291:VAL:HG23	9:DD:293:LEU:HG	1.96	0.46
18:OD:215:ASN:HB3	18:OD:252:SER:HB3	1.97	0.46
6:AE:284:TRP:HA	6:AE:287:SER:HB3	1.96	0.46
7:BE:495:PHE:O	7:BE:503:THR:HA	2.15	0.46
8:CE:310:LYS:HB3	8:CE:310:LYS:HZ3	1.80	0.46
9:DE:291:VAL:HG23	9:DE:293:LEU:HG	1.96	0.46
18:OE:57:SER:OG	18:OE:231:GLN:O	2.32	0.46
3:AG:87:TYR:HB3	33:AG:201:CYC:HBB3	1.96	0.46
28:BG:134:GLY:N	28:BG:135:PRO:HD3	2.30	0.46
3:KG:77:MET:HB3	3:KG:77:MET:HE3	1.80	0.46
4:MG:126:THR:HG22	33:MG:201:CYC:H3C	1.97	0.46
4:SG:65:ILE:HA	4:SG:70:GLY:HA3	1.97	0.46
3:TG:113:ARG:NH2	3:TG:159:ALA:O	2.47	0.46
3:ZK:90:ARG:NH1	4:aK:16:GLY:O	2.48	0.46
3:AL:111:GLY:H	4:7L:75:THR:HG22	1.80	0.46
3:PL:80:THR:O	3:PL:84:ASP:N	2.48	0.46
4:SL:56:VAL:HA	4:SL:60:LEU:HD23	1.98	0.46
30:VL:2:THR:OG1	30:VL:3:VAL:N	2.48	0.46
7:B1:243:ALA:CB	7:B1:466:HIS:NE2	2.78	0.46
8:C1:305:LEU:O	8:C1:308:ASP:HB2	2.16	0.46
9:D1:291:VAL:HG23	9:D1:293:LEU:HG	1.96	0.46
6:a1:70:SER:O	6:a1:75:ASN:ND2	2.48	0.46
32:c2:145:PRO:O	32:c2:145:PRO:CD	2.63	0.46
32:c2:150:PRO:O	32:c2:150:PRO:CD	2.64	0.46
31:d2:130:ILE:CD1	31:d2:162:SER:OG	2.63	0.46
31:f2:113:ALA:O	1:B2:21:TYR:C	2.57	0.46
32:i2:75:THR:HG1	32:i2:78:ARG:CG	2.25	0.46
1:B2:206:PHE:CA	4:t4:62:TYR:CE2	2.82	0.46
32:m3:3:ASP:N	32:m3:6:THR:OG1	2.38	0.46
1:B3:220:ASN:HB3	3:o4:56:ASN:OD1	2.15	0.46
3:u4:138:THR:HG22	3:u4:146:ALA:HB1	1.97	0.46
4:r4:134:LYS:NZ	2:B4:715:ASP:OD1	2.41	0.46
4:x4:73:TYR:CE2	4:x4:74:THR:HG22	2.47	0.46
4:z4:37:ARG:NH1	4:z4:96:MET:O	2.48	0.46
32:c5:75:THR:O	32:c5:79:MET:HG2	2.15	0.46
33:i5:201:CYC:CMA	33:i5:201:CYC:HBA2	2.44	0.46
32:k5:135:LYS:CB	32:k5:164:PHE:CB	2.92	0.46
32:e6:59:LEU:HD23	32:e6:133:LYS:HD2	1.95	0.46
32:e6:135:LYS:CB	32:e6:164:PHE:CB	2.92	0.46
32:g6:75:THR:O	32:g6:79:MET:HG2	2.15	0.46
32:m6:145:PRO:HB3	33:m6:201:CYC:HMC3	1.97	0.46

Continued on next page...

Continued from previous page...

Atom-1	Atom-2	Interatomic distance (Å)	Clash overlap (Å)
32:m7:64:PRO:HD2	32:m7:65:GLN:H	1.78	0.46
1:B8:179:LEU:O	32:g8:116:THR:HG22	2.14	0.46
31:b8:8:ALA:HB1	31:b8:23:GLU:HG2	1.97	0.46
31:b8:33:GLN:CB	31:h8:25:GLN:HE21	2.29	0.46
31:b8:66:THR:HA	31:b8:74:TYR:CD1	2.50	0.46
32:g8:72:ASN:HD22	32:g8:123:PRO:HG3	1.80	0.46
32:i8:72:ASN:HD22	32:i8:123:PRO:HG3	1.80	0.46
31:j8:52:ILE:HG23	31:j8:88:ILE:CG2	2.45	0.46
33:m8:201:CYC:CMA	33:m8:201:CYC:HBA2	2.44	0.46
32:c9:102:ALA:CB	32:c9:166:ARG:NH1	2.77	0.46
32:c9:135:LYS:CB	32:c9:164:PHE:CB	2.93	0.46
33:c9:201:CYC:HB	33:c9:201:CYC:HMA1	1.79	0.46
31:h9:66:THR:HA	31:h9:74:TYR:CD1	2.50	0.46
31:j9:52:ILE:HG23	31:j9:88:ILE:CG2	2.45	0.46
33:j9:202:CYC:HBC1	32:k9:40:SER:HB3	1.96	0.46
32:m9:72:ASN:HD22	32:m9:123:PRO:HG3	1.80	0.46
1:B9:212:GLN:N	1:B9:212:GLN:CD	2.73	0.46
31:bA:2:LYS:HZ1	31:hA:15:GLN:CB	2.28	0.46
33:cA:201:CYC:HB	33:cA:201:CYC:HMA1	1.79	0.46
31:fA:66:THR:HA	31:fA:74:TYR:CD1	2.50	0.46
32:iA:102:ALA:CB	32:iA:166:ARG:NH1	2.77	0.46
3:uB:4:VAL:HG22	3:uB:26:ILE:HD12	1.96	0.46
33:cC:202:CYC:CAB	31:hC:149:GLU:CG	2.90	0.46
32:gC:75:THR:O	32:gC:79:MET:HG2	2.15	0.46
32:iC:135:LYS:CB	32:iC:164:PHE:CB	2.93	0.46
32:iC:151:GLY:N	33:iC:201:CYC:HMD2	2.30	0.46
6:aD:224:VAL:HA	7:bD:482:VAL:HG12	1.97	0.46
36:aD:406:CLA:H92	13:iD:13:LEU:CD2	2.46	0.46
9:dD:56:THR:OG1	9:dD:57:SER:N	2.48	0.46
6:aE:224:VAL:HA	7:bE:482:VAL:HG12	1.97	0.46
7:bE:292:ILE:HD13	7:bE:292:ILE:N	2.07	0.46
4:lF:76:ARG:NH1	30:mF:106:SER:O	2.47	0.46
32:mH:135:LYS:CB	32:mH:164:PHE:CB	2.93	0.46
31:bI:33:GLN:CB	31:hI:25:GLN:HE21	2.29	0.46
32:cI:145:PRO:O	32:cI:145:PRO:CD	2.63	0.46
32:cJ:72:ASN:HD22	32:cJ:123:PRO:HG3	1.80	0.46
31:fJ:66:THR:HA	31:fJ:74:TYR:CD1	2.50	0.46
31:hJ:8:ALA:HB1	31:hJ:23:GLU:HG2	1.97	0.46
32:mJ:64:PRO:HD2	32:mJ:65:GLN:H	1.78	0.46
4:jK:88:TYR:OH	4:jK:116:TYR:OH	2.33	0.46
2:CB:790:THR:HG23	2:CB:793:GLU:H	1.80	0.46

Continued on next page...

Continued from previous page...

Atom-1	Atom-2	Interatomic distance (Å)	Clash overlap (Å)
4:YB:64:ASP:HA	4:YB:67:ARG:HE	1.81	0.46
1:BC:23:VAL:HG23	31:fC:113:ALA:HA	1.97	0.46
6:AD:331:MET:HE3	9:DD:347:PRO:HB2	1.97	0.46
38:AD:407:SQD:H182	42:DD:410:LHG:H362	1.97	0.46
8:CD:59:VAL:HG13	15:KD:10:LEU:HD22	0.54	0.46
9:DD:81:PRO:HA	9:DD:108:GLY:CA	2.45	0.46
19:QD:89:VAL:HA	19:QD:93:LEU:HD12	1.96	0.46
7:BE:234:ILE:O	7:BE:237:VAL:HG12	2.14	0.46
9:DE:81:PRO:HA	9:DE:108:GLY:CA	2.45	0.46
9:DE:102:THR:HG21	40:DE:413:LMT:O6'	2.15	0.46
15:KE:12:GLU:OE2	27:ZE:61:VAL:C	2.58	0.46
3:JF:102:THR:O	3:JF:102:THR:HG22	2.15	0.46
4:KF:39:ARG:NH2	3:S4:145:ASP:OD2	2.48	0.46
3:ZF:86:ASP:OD1	4:aF:18:TYR:OH	2.32	0.46
4:MG:33:THR:HA	4:MG:36:LEU:CD2	2.45	0.46
1:BJ:230:ARG:HD3	1:BJ:233:ASN:CB	2.35	0.46
3:JK:102:THR:CG2	3:JK:102:THR:O	2.63	0.46
3:IL:23:LEU:O	3:IL:27:LYS:HG3	2.16	0.46
4:LL:96:MET:HE3	4:LL:96:MET:HB3	1.84	0.46
3:TL:64:ASP:N	3:TL:64:ASP:OD1	2.48	0.46
4:WL:53:LYS:HA	4:WL:53:LYS:HD2	1.75	0.46
7:B1:246:PHE:CE1	7:B1:250:PHE:HE2	1.98	0.46
8:C1:60:SER:N	15:K1:10:LEU:CD2	2.59	0.46
18:O1:167:SER:OG	18:O1:167:SER:O	2.30	0.46
6:a1:224:VAL:HA	7:b1:482:VAL:HG12	1.97	0.46
36:a1:407:CLA:H92	13:i1:13:LEU:CD2	2.46	0.46
43:c1:515:BCR:HC41	13:i1:24:LEU:CD2	2.45	0.46
9:d1:199:MET:HB3	37:d1:408:PL9:H272	1.96	0.46
31:b2:66:THR:HA	31:b2:74:TYR:CD1	2.50	0.46
32:c2:72:ASN:HD22	32:c2:123:PRO:HG3	1.80	0.46
32:g2:75:THR:O	32:g2:79:MET:HG2	2.15	0.46
31:h2:45:THR:HG22	32:i2:18:MET:HE2	1.97	0.46
32:i2:151:GLY:N	33:i2:201:CYC:HMD2	2.30	0.46
31:j2:130:ILE:CD1	31:j2:162:SER:OG	2.63	0.46
31:b3:33:GLN:CB	31:h3:25:GLN:HE21	2.29	0.46
32:c3:135:LYS:CB	32:c3:164:PHE:CB	2.93	0.46
32:e3:75:THR:O	32:e3:79:MET:HG2	2.15	0.46
32:i3:72:ASN:HD22	32:i3:123:PRO:HG3	1.80	0.46
2:B4:401:PHE:O	5:2G:23:GLN:NE2	2.48	0.46
2:C4:151:ASN:ND2	2:C4:153:SER:OG	2.48	0.46
3:Q4:23:LEU:HD23	3:Q4:26:ILE:HD12	1.98	0.46

Continued on next page...

Continued from previous page...

Atom-1	Atom-2	Interatomic distance (Å)	Clash overlap (Å)
32:i5:8:VAL:HG12	32:i5:19:LEU:HD22	1.97	0.46
32:k5:72:ASN:HD22	32:k5:123:PRO:HG3	1.81	0.46
31:l5:8:ALA:HB1	31:l5:23:GLU:HG2	1.97	0.46
32:m5:135:LYS:CB	32:m5:164:PHE:CB	2.93	0.46
32:e6:151:GLY:CA	33:e6:202:CYC:CMD	2.85	0.46
32:i6:135:LYS:CB	32:i6:164:PHE:CB	2.93	0.46
32:e7:75:THR:O	32:e7:79:MET:HG2	2.15	0.46
31:f7:8:ALA:HB1	31:f7:23:GLU:HG2	1.97	0.46
32:g7:116:THR:HG22	1:B7:179:LEU:O	2.14	0.46
32:m7:102:ALA:CB	32:m7:166:ARG:NH1	2.77	0.46
1:B7:227:GLN:OE1	32:c9:15:ARG:HA	2.15	0.46
31:d8:8:ALA:HB1	31:d8:23:GLU:HG2	1.97	0.46
31:f8:52:ILE:HG23	31:f8:88:ILE:CG2	2.45	0.46
32:e9:72:ASN:HD22	32:e9:123:PRO:HG3	1.80	0.46
32:g9:135:LYS:CB	32:g9:164:PHE:CB	2.93	0.46
32:i9:135:LYS:CB	32:i9:164:PHE:CB	2.93	0.46
32:k9:135:LYS:CB	32:k9:164:PHE:CB	2.92	0.46
31:bA:66:THR:HA	31:bA:74:TYR:CD1	2.50	0.46
31:dA:8:ALA:HB1	31:dA:23:GLU:HG2	1.97	0.46
32:gA:86:MET:CG	33:gA:301:CYC:HBC1	2.46	0.46
32:iA:64:PRO:HD2	32:iA:65:GLN:H	1.78	0.46
32:kA:135:LYS:CB	32:kA:164:PHE:CB	2.92	0.46
5:bB:6:VAL:HG23	5:bB:53:VAL:HG23	1.96	0.46
3:qB:6:LYS:HA	3:qB:9:VAL:HG12	1.97	0.46
4:xB:62:TYR:OH	33:yB:201:CYC:O1D	2.33	0.46
32:eC:75:THR:O	32:eC:79:MET:HG2	2.15	0.46
31:fC:130:ILE:CD1	31:fC:162:SER:OG	2.63	0.46
32:gC:86:MET:CG	33:gC:301:CYC:HBC1	2.46	0.46
6:aD:65:GLU:OE2	18:oD:180:ARG:NH1	2.35	0.46
36:aE:406:CLA:H92	13:iE:13:LEU:CD2	2.46	0.46
8:cE:284:TYR:O	8:cE:410:ARG:NH2	2.41	0.46
9:dE:236:GLU:O	9:dE:239:GLN:HB2	2.16	0.46
3:fF:25:ARG:NH2	30:mF:100:ASP:OD2	2.48	0.46
3:6G:80:THR:HG22	33:6G:201:CYC:C1D	2.36	0.46
31:hH:8:ALA:HB1	31:hH:23:GLU:HG2	1.97	0.46
32:kH:72:ASN:HD22	32:kH:123:PRO:HG3	1.81	0.46
32:kH:135:LYS:CB	32:kH:164:PHE:CB	2.92	0.46
33:cI:202:CYC:CMA	33:cI:202:CYC:HBA2	2.44	0.46
31:dI:66:THR:HA	31:dI:74:TYR:CD1	2.50	0.46
31:dI:130:ILE:CD1	31:dI:162:SER:OG	2.63	0.46
32:cJ:102:ALA:CB	32:cJ:166:ARG:NH1	2.77	0.46

Continued on next page...

Continued from previous page...

Atom-1	Atom-2	Interatomic distance (Å)	Clash overlap (Å)
32:cJ:135:LYS:CB	32:cJ:164:PHE:CB	2.93	0.46
31:hJ:45:THR:HG22	32:iJ:18:MET:HE2	1.97	0.46
32:iJ:151:GLY:N	33:iJ:201:CYC:HMD2	2.30	0.46
3:fK:21:GLY:O	3:fK:25:ARG:NE	2.48	0.46
4:7L:56:VAL:HG23	4:7L:60:LEU:HD12	1.98	0.46
1:BA:58:HIS:CB	33:gA:301:CYC:O1A	2.57	0.46
2:BB:84:PHE:CE1	2:BB:161:THR:HA	2.50	0.46
2:BB:472:ILE:CD1	4:HL:115:THR:CG2	2.93	0.46
2:BB:541:LYS:HZ1	4:1L:118:SER:HG	1.59	0.46
2:CB:549:VAL:HG23	3:JK:107:ILE:CD1	2.34	0.46
4:TB:41:ALA:HA	4:TB:44:ILE:HD12	1.97	0.46
4:TB:64:ASP:HB3	4:TB:67:ARG:CD	2.45	0.46
3:XB:91:LEU:HB3	3:XB:104:ILE:HD13	1.98	0.46
8:CD:402:GLN:NE2	8:CD:402:GLN:C	2.73	0.46
9:DD:103:ARG:CD	10:ED:76:ILE:HG21	2.46	0.46
13:ID:35:ARG:CG	13:ID:35:ARG:NH1	2.73	0.46
6:AE:133:LEU:HA	6:AE:136:ARG:HB2	1.97	0.46
6:AE:310:GLN:HA	24:VE:28:LEU:HD13	1.96	0.46
7:BE:235:GLU:OE2	7:BE:472:ARG:CB	2.62	0.46
9:DE:103:ARG:CD	10:EE:76:ILE:HG21	2.46	0.46
3:LF:25:ARG:HD3	3:ZF:25:ARG:HH21	1.80	0.46
28:BG:140:PHE:CE1	3:KG:86:ASP:CB	2.98	0.46
3:IG:29:PHE:O	3:IG:32:SER:N	2.28	0.46
3:TG:30:VAL:HG11	4:UG:34:GLY:HA3	1.97	0.46
3:TG:64:ASP:N	3:TG:64:ASP:OD1	2.48	0.46
1:BJ:21:TYR:C	31:fJ:113:ALA:O	2.57	0.46
1:BJ:230:ARG:O	1:BJ:233:ASN:CG	2.58	0.46
28:EK:134:GLY:O	29:gK:68:ARG:CZ	2.63	0.46
3:JK:65:VAL:HG11	33:JK:201:CYC:OC	2.11	0.46
3:LK:143:GLY:HA3	3:PL:147:ALA:HB2	1.97	0.46
28:BL:140:PHE:CE1	3:KL:86:ASP:CB	2.98	0.46
3:IL:8:ILE:O	3:IL:12:ASP:OD2	2.33	0.46
6:A1:310:GLN:HA	24:V1:28:LEU:HD13	1.96	0.46
9:D1:56:THR:OG1	9:D1:57:SER:N	2.48	0.46
9:D1:81:PRO:HA	9:D1:108:GLY:CA	2.45	0.46
9:D1:103:ARG:CD	10:E1:76:ILE:HG21	2.46	0.46
7:b1:38:ALA:HA	7:b1:41:GLU:HB2	1.96	0.46
9:d1:291:VAL:HG23	9:d1:293:LEU:HG	1.96	0.46
18:o1:240:GLY:O	18:o1:266:ILE:N	2.46	0.46
27:z1:12:LEU:HD12	27:z1:50:LEU:HD23	1.96	0.46
31:d2:148:VAL:CG1	33:m2:201:CYC:HMB2	2.42	0.46

Continued on next page...

Continued from previous page...

Atom-1	Atom-2	Interatomic distance (Å)	Clash overlap (Å)
31:f2:8:ALA:HB1	31:f2:23:GLU:HG2	1.97	0.46
33:c3:202:CYC:CAB	31:h3:149:GLU:CG	2.90	0.46
31:h3:45:THR:HG22	32:i3:18:MET:HE2	1.97	0.46
33:j3:202:CYC:CMA	33:j3:202:CYC:HBA2	2.45	0.46
31:l3:66:THR:HA	31:l3:74:TYR:CD1	2.50	0.46
4:a4:64:ASP:O	4:a4:68:PRO:HG3	2.16	0.46
3:X4:58:LEU:HD12	3:X4:129:GLY:HA3	1.96	0.46
33:u4:201:CYC:HMD1	33:u4:201:CYC:HC	1.80	0.46
4:x4:62:TYR:OH	33:y4:201:CYC:O1D	2.33	0.46
2:B4:84:PHE:CE1	2:B4:161:THR:HA	2.50	0.46
31:f5:66:THR:HA	31:f5:74:TYR:CD1	2.50	0.46
32:k5:102:ALA:CB	32:k5:166:ARG:NH1	2.77	0.46
31:b6:33:GLN:CB	31:h6:25:GLN:HE21	2.29	0.46
32:e6:59:LEU:CD1	32:e6:130:GLY:CA	2.90	0.46
32:g6:59:LEU:HD23	32:g6:133:LYS:HD2	1.95	0.46
31:h6:52:ILE:HG23	31:h6:88:ILE:CG2	2.44	0.46
32:c7:72:ASN:HD22	32:c7:123:PRO:HG3	1.80	0.46
31:d7:66:THR:HA	31:d7:74:TYR:CD1	2.50	0.46
33:e7:201:CYC:HBA1	1:B7:15:ASN:HA	1.97	0.46
32:g7:86:MET:CG	33:g7:202:CYC:HBC1	2.46	0.46
1:B7:203:VAL:C	3:wB:77:MET:CE	2.88	0.46
32:k8:145:PRO:O	32:k8:145:PRO:CD	2.63	0.46
31:d9:8:ALA:HB1	31:d9:23:GLU:HG2	1.97	0.46
32:i9:102:ALA:CB	32:i9:166:ARG:NH1	2.77	0.46
31:l9:52:ILE:HG23	31:l9:88:ILE:CG2	2.44	0.46
31:bA:72:PRO:CD	31:bA:73:ASN:H	2.07	0.46
32:gA:135:LYS:CB	32:gA:164:PHE:CB	2.93	0.46
33:iA:201:CYC:CMA	33:iA:201:CYC:HBA2	2.44	0.46
3:uB:138:THR:HG22	3:uB:146:ALA:HB1	1.97	0.46
3:yB:85:LEU:HG	33:yB:201:CYC:HBC1	1.98	0.46
32:iC:72:ASN:HD22	32:iC:123:PRO:HG3	1.80	0.46
32:kC:86:MET:CG	33:kC:201:CYC:HBC1	2.46	0.46
8:cD:191:LEU:HD23	8:cD:191:LEU:HA	1.70	0.46
11:fD:38:ALA:O	11:fD:42:ILE:HG23	2.15	0.46
12:hD:47:GLN:HB2	12:hD:52:SER:HB2	1.97	0.46
44:hD:104:DGD:O5D	44:hD:104:DGD:O4D	2.29	0.46
27:zD:12:LEU:HD12	27:zD:50:LEU:HD23	1.96	0.46
6:aE:300:PHE:HA	8:cE:390:SER:HB2	1.97	0.46
7:bE:340:TRP:HE1	7:bE:428:GLU:HG2	1.79	0.46
36:cE:505:CLA:H102	36:cE:505:CLA:H13	1.77	0.46
9:dE:65:SER:O	9:dE:65:SER:OG	2.30	0.46

Continued on next page...

Continued from previous page...

Atom-1	Atom-2	Interatomic distance (Å)	Clash overlap (Å)
3:fF:21:GLY:O	3:fF:25:ARG:NE	2.48	0.46
30:mF:37:LEU:HD13	4:nF:28:LYS:HE2	1.97	0.46
4:nF:127:VAL:HG13	4:nF:157:CYS:HB2	1.97	0.46
3:4G:23:LEU:HD13	3:4G:26:ILE:HD12	1.97	0.46
3:6G:26:ILE:HG21	4:7G:97:LEU:HD23	1.98	0.46
31:bH:52:ILE:HG23	31:bH:88:ILE:CG2	2.45	0.46
31:hI:45:THR:HG22	32:iI:18:MET:HE2	1.97	0.46
31:hI:66:THR:HA	31:hI:74:TYR:CD1	2.50	0.46
32:kI:145:PRO:O	32:kI:145:PRO:CD	2.63	0.46
31:fJ:8:ALA:HB1	31:fJ:23:GLU:HG2	1.97	0.46
32:kJ:3:ASP:N	32:kJ:6:THR:OG1	2.38	0.46
32:kJ:86:MET:CG	33:kJ:201:CYC:HBC1	2.46	0.46
32:mJ:8:VAL:HG12	32:mJ:19:LEU:HD22	1.97	0.46
3:dK:35:ARG:NH1	3:dK:148:GLU:OE1	2.45	0.46
3:6L:91:LEU:HD12	3:6L:104:ILE:HD13	1.97	0.46
2:BB:436:ARG:HA	2:BB:480:PRO:HG2	1.97	0.46
3:OB:106:GLU:O	4:TB:76:ARG:NE	2.44	0.46
3:QB:136:VAL:O	3:QB:139:SER:OG	2.32	0.46
1:BC:224:MET:C	1:BC:224:MET:CE	2.85	0.46
7:BD:42:LEU:HD13	7:BD:94:GLU:HG2	1.97	0.46
7:BD:79:SER:HB3	7:BD:84:VAL:HB	0.52	0.46
7:BD:495:PHE:O	7:BD:503:THR:HA	2.15	0.46
43:BD:615:BCR:H282	38:LD:101:SQD:H82	1.96	0.46
8:CD:305:LEU:O	8:CD:308:ASP:HB2	2.16	0.46
36:CD:503:CLA:C3D	36:CD:505:CLA:H2	2.45	0.46
9:DD:56:THR:OG1	9:DD:57:SER:N	2.48	0.46
15:KD:9:LYS:HB2	15:KD:9:LYS:HE3	1.78	0.46
18:OD:170:PHE:HE1	18:oE:55:ARG:O	1.98	0.46
7:BE:257:TRP:HB2	7:BE:452:THR:HG21	1.97	0.46
7:BE:385:ARG:NH1	18:OE:193:ALA:O	2.48	0.46
44:HE:102:DGD:O5D	44:HE:102:DGD:O4D	2.30	0.46
38:LE:102:SQD:H82	43:bE:616:BCR:H282	1.96	0.46
17:ME:36:GLU:OE2	17:mE:35:LYS:NZ	2.49	0.46
19:QE:139:ASP:HA	19:QE:142:LEU:HB2	1.96	0.46
4:IF:130:ILE:HD11	4:IF:157:CYS:HB3	1.97	0.46
4:MF:144:ASP:N	4:MF:144:ASP:OD1	2.47	0.46
4:MG:33:THR:HA	4:MG:36:LEU:HG	1.97	0.46
4:OG:72:MET:HE3	4:OG:72:MET:HB3	1.82	0.46
4:SG:56:VAL:HA	4:SG:60:LEU:HD23	1.97	0.46
1:BI:205:ARG:CD	1:BI:205:ARG:N	2.72	0.46
4:IK:63:SER:O	4:IK:64:ASP:C	2.58	0.46

Continued on next page...

Continued from previous page...

Atom-1	Atom-2	Interatomic distance (Å)	Clash overlap (Å)
3:JK:102:THR:O	3:JK:102:THR:HG22	2.15	0.46
3:LK:25:ARG:HD3	3:ZK:25:ARG:HH21	1.80	0.46
3:AL:92:ILE:O	3:AL:96:ILE:N	2.43	0.46
7:B1:25:MET:HB2	43:B1:615:BCR:H382	1.80	0.46
7:B1:38:ALA:HA	7:B1:41:GLU:HB2	1.96	0.46
8:C1:191:LEU:CB	8:C1:226:TRP:NE1	2.61	0.46
8:C1:402:GLN:N	8:C1:402:GLN:CD	2.72	0.46
15:K1:12:GLU:OE2	27:Z1:61:VAL:C	2.58	0.46
27:Z1:40:ILE:HG12	27:Z1:40:ILE:H	1.48	0.46
6:a1:116:VAL:HG22	6:a1:158:LEU:HD12	1.97	0.46
6:a1:136:ARG:HA	13:i1:32:PRO:CD	2.46	0.46
7:b1:252:VAL:HA	7:b1:255:THR:HG22	1.98	0.46
8:c1:343:MET:HE3	8:c1:343:MET:HB2	1.80	0.46
44:c1:517:DGD:HB42	39:y1:101:LMG:H352	1.96	0.46
31:f2:113:ALA:HB1	1:B2:22:GLU:CA	2.36	0.46
32:g2:86:MET:CG	33:g2:202:CYC:HBC1	2.46	0.46
32:i2:72:ASN:HD22	32:i2:123:PRO:HG3	1.80	0.46
33:j2:202:CYC:HMD1	32:k2:151:GLY:CA	2.41	0.46
1:B2:200:GLN:N	1:B2:200:GLN:CD	2.73	0.46
32:c3:3:ASP:N	32:c3:6:THR:OG1	2.38	0.46
31:f3:52:ILE:HG23	31:f3:88:ILE:CG2	2.45	0.46
33:g3:202:CYC:O1A	1:B3:58:HIS:CB	2.57	0.46
32:i3:86:MET:CG	33:i3:202:CYC:HBC1	2.46	0.46
4:a4:60:LEU:HD23	4:a4:60:LEU:C	2.38	0.46
4:a4:130:ILE:HA	4:a4:133:MET:HG2	1.97	0.46
3:V4:22:GLU:HA	3:V4:25:ARG:HD2	1.95	0.46
3:X4:131:ARG:NH1	4:t4:47:ASN:OD1	2.48	0.46
3:q4:6:LYS:HA	3:q4:9:VAL:HG12	1.97	0.46
2:B4:620:GLU:OE2	2:B4:624:ARG:NH2	2.43	0.46
2:C4:468:GLN:HG3	33:cF:201:CYC:HBB2	1.97	0.46
2:C4:490:ASP:N	2:C4:490:ASP:OD1	2.48	0.46
32:i5:151:GLY:CA	33:i5:201:CYC:HMD2	2.40	0.46
31:d6:66:THR:HA	31:d6:74:TYR:CD1	2.50	0.46
32:g6:86:MET:CG	33:g6:202:CYC:HBC1	2.46	0.46
32:g6:102:ALA:CB	32:g6:166:ARG:NH1	2.77	0.46
32:g6:135:LYS:CB	32:g6:164:PHE:CB	2.93	0.46
32:i6:151:GLY:N	33:i6:201:CYC:HMD2	2.30	0.46
1:B6:233:ASN:ND2	1:B6:233:ASN:N	2.60	0.46
32:i7:102:ALA:CB	32:i7:166:ARG:NH1	2.77	0.46
1:B8:196:GLN:CD	1:B8:196:GLN:N	2.72	0.46
32:i8:135:LYS:CB	32:i8:164:PHE:CB	2.93	0.46

Continued on next page...

Continued from previous page...

Atom-1	Atom-2	Interatomic distance (Å)	Clash overlap (Å)
33:c9:202:CYC:CMA	33:c9:202:CYC:HBA2	2.44	0.46
31:f9:8:ALA:HB1	31:f9:23:GLU:HG2	1.97	0.46
32:g9:86:MET:CG	33:g9:202:CYC:HBC1	2.46	0.46
31:h9:130:ILE:CD1	31:h9:162:SER:OG	2.63	0.46
31:j9:64:PRO:CD	31:j9:65:TYR:H	2.19	0.46
31:j9:130:ILE:CD1	31:j9:162:SER:OG	2.63	0.46
31:l9:66:THR:HA	31:l9:74:TYR:CD1	2.50	0.46
31:fA:52:ILE:HG23	31:fA:88:ILE:CG2	2.45	0.46
32:iA:86:MET:CG	33:iA:202:CYC:HBC1	2.46	0.46
4:vB:3:ASP:N	4:vB:6:THR:HG1	2.13	0.46
4:pB:15:GLN:HB3	4:pB:17:LYS:HE2	1.97	0.46
31:bC:130:ILE:CD1	31:bC:162:SER:OG	2.63	0.46
32:cC:72:ASN:HD22	32:cC:123:PRO:HG3	1.80	0.46
32:gC:59:LEU:CD1	32:gC:130:GLY:CA	2.90	0.46
6:aD:300:PHE:HA	8:cD:390:SER:HB2	1.97	0.46
7:bD:95:GLY:O	7:bD:99:THR:OG1	2.31	0.46
8:cD:34:GLY:CA	8:cD:127:LEU:CB	2.92	0.46
9:dD:236:GLU:O	9:dD:239:GLN:HB2	2.16	0.46
7:bE:38:ALA:HA	7:bE:41:GLU:HB2	1.96	0.46
8:cE:263:LEU:CD1	8:cE:428:HIS:CA	2.87	0.46
3:iF:100:ASP:N	3:iF:100:ASP:OD1	2.48	0.46
31:fH:66:THR:HA	31:fH:74:TYR:CD1	2.50	0.46
32:gH:72:ASN:HD22	32:gH:123:PRO:HG3	1.80	0.46
32:iH:149:THR:O	33:iH:201:CYC:NC	2.45	0.46
32:kH:3:ASP:N	32:kH:6:THR:OG1	2.38	0.46
31:lH:106:PRO:CD	31:lH:107:MET:H	2.08	0.46
32:cI:75:THR:O	32:cI:79:MET:HG2	2.15	0.46
31:fI:8:ALA:HB1	31:fI:23:GLU:HG2	1.97	0.46
31:fI:130:ILE:CD1	31:fI:162:SER:OG	2.63	0.46
32:mI:145:PRO:HB3	33:mI:201:CYC:HMC3	1.97	0.46
33:mI:201:CYC:HBD1	33:mI:201:CYC:CHA	2.28	0.46
32:eJ:151:GLY:CA	33:eJ:202:CYC:CMD	2.85	0.46
32:iJ:102:ALA:CB	32:iJ:166:ARG:NH1	2.77	0.46
31:lJ:130:ILE:CD1	31:lJ:162:SER:OG	2.63	0.46
4:1L:2:GLN:O	4:1L:102:SER:OG	2.33	0.46
2:BB:80:SER:N	12:HD:17:GLU:CB	2.79	0.46
4:WB:56:VAL:HG12	4:WB:61:LEU:HB2	1.97	0.46
7:BD:234:ILE:O	7:BD:237:VAL:HG12	2.14	0.46
7:BD:497:LYS:NZ	9:DD:20:ASP:OD1	2.39	0.46
8:CD:134:PHE:HD1	36:CD:514:CLA:HMC1	1.81	0.46
10:ED:71:ASP:OD1	10:ED:71:ASP:N	2.49	0.46

Continued on next page...

Continued from previous page...

Atom-1	Atom-2	Interatomic distance (Å)	Clash overlap (Å)
15:KD:12:GLU:OE2	27:ZD:61:VAL:C	2.58	0.46
18:OD:55:ARG:HG3	18:OD:167:SER:CB	2.45	0.46
7:BE:243:ALA:CB	7:BE:466:HIS:CE1	2.93	0.46
8:CE:402:GLN:NE2	8:CE:402:GLN:C	2.73	0.46
8:CE:402:GLN:CD	8:CE:402:GLN:H	2.24	0.46
8:CE:446:ILE:N	9:DE:222:LEU:O	2.48	0.46
9:DE:279:LEU:HD12	45:DE:401:PHO:HBC3	1.96	0.46
27:ZE:32:ASN:N	27:ZE:32:ASN:OD1	2.48	0.46
3:IG:8:ILE:O	3:IG:12:ASP:OD2	2.34	0.46
4:MG:108:VAL:HG23	33:MG:201:CYC:HAB1	1.96	0.46
1:BJ:226:LYS:CB	3:4G:66:VAL:CG1	2.94	0.46
28:EK:136:ASN:ND2	29:gK:63:LEU:HA	2.30	0.46
4:MK:144:ASP:OD1	4:MK:144:ASP:N	2.47	0.46
3:XK:41:GLU:O	3:XK:45:GLY:N	2.46	0.46
28:BL:111:THR:HA	28:BL:112:PRO:HD3	1.48	0.46
28:BL:127:THR:CG2	28:BL:129:ASN:HB3	2.46	0.46
3:IL:39:ILE:HD11	3:IL:145:ASP:CB	2.43	0.46
3:KL:43:MET:HE2	3:KL:43:MET:HB2	1.85	0.46
29:QL:152:TYR:O	29:QL:152:TYR:CG	2.65	0.46
7:B1:257:TRP:HB2	7:B1:452:THR:HG21	1.97	0.46
8:C1:134:PHE:HD1	36:C1:514:CLA:HMC1	1.81	0.46
8:C1:226:TRP:CZ2	40:C1:520:LMT:H61	2.50	0.46
9:D1:85:LEU:HG	10:E1:69:ARG:CG	2.45	0.46
9:D1:101:PHE:HB2	9:D1:104:TRP:HE3	1.81	0.46
9:D1:104:TRP:CD1	9:D1:104:TRP:O	2.68	0.46
7:b1:340:TRP:HE1	7:b1:428:GLU:HG2	1.80	0.46
8:c1:136:TYR:CD1	8:c1:136:TYR:O	2.69	0.46
8:c1:412:TRP:HH2	36:c1:505:CLA:H2	1.81	0.46
18:o1:215:ASN:HB3	18:o1:252:SER:HB3	1.97	0.46
32:e2:135:LYS:CB	32:e2:164:PHE:CB	2.92	0.46
32:g2:72:ASN:HD22	32:g2:123:PRO:HG3	1.80	0.46
31:h2:8:ALA:HB1	31:h2:23:GLU:HG2	1.97	0.46
32:i2:40:SER:O	32:i2:44:ILE:CB	2.64	0.46
32:m2:72:ASN:HD22	32:m2:123:PRO:HG3	1.80	0.46
32:m2:135:LYS:CB	32:m2:164:PHE:CB	2.93	0.46
31:d3:8:ALA:HB1	31:d3:23:GLU:HG2	1.97	0.46
31:h3:66:THR:HA	31:h3:74:TYR:CD1	2.50	0.46
32:m3:44:ILE:HG12	32:m3:142:VAL:HG22	1.80	0.46
4:T4:71:ASN:N	4:T4:71:ASN:OD1	2.48	0.46
3:w4:64:ASP:OD2	3:O4:70:GLY:N	2.49	0.46
3:O4:69:GLY:H	3:O4:73:TYR:HE1	1.63	0.46

Continued on next page...

Continued from previous page...

Atom-1	Atom-2	Interatomic distance (Å)	Clash overlap (Å)
4:R4:66:THR:HA	4:R4:72:MET:HB3	1.96	0.46
32:g5:72:ASN:HD22	32:g5:123:PRO:HG3	1.80	0.46
32:i5:151:GLY:N	33:i5:201:CYC:HMD2	2.30	0.46
32:m5:145:PRO:HB3	33:m5:201:CYC:HMC3	1.97	0.46
32:k6:135:LYS:CB	32:k6:164:PHE:CB	2.92	0.46
32:m6:72:ASN:HD22	32:m6:123:PRO:HG3	1.80	0.46
32:m6:102:ALA:HB2	32:m6:166:ARG:HH11	1.81	0.46
32:m6:135:LYS:CB	32:m6:164:PHE:CB	2.93	0.46
32:g7:75:THR:O	32:g7:79:MET:HG2	2.15	0.46
31:h7:8:ALA:HB1	31:h7:23:GLU:HG2	1.97	0.46
32:k7:82:CYS:HG	33:k7:201:CYC:HAC1	1.78	0.46
1:B8:211:LYS:HD2	1:B8:211:LYS:H	1.81	0.46
32:c8:72:ASN:HD22	32:c8:123:PRO:HG3	1.80	0.46
32:c8:135:LYS:CB	32:c8:164:PHE:CB	2.93	0.46
32:e8:75:THR:O	32:e8:79:MET:HG2	2.15	0.46
31:h8:130:ILE:CD1	31:h8:162:SER:OG	2.63	0.46
31:l8:130:ILE:CD1	31:l8:162:SER:OG	2.63	0.46
32:c9:75:THR:O	32:c9:79:MET:HG2	2.15	0.46
32:m9:102:ALA:HB2	32:m9:166:ARG:HH11	1.81	0.46
1:B9:240:LEU:CD1	1:B9:240:LEU:N	2.73	0.46
33:sB:201:CYC:O1D	4:rB:62:TYR:OH	2.33	0.46
3:wB:54:ALA:O	3:wB:58:LEU:N	2.44	0.46
3:wB:155:TYR:O	3:wB:159:ALA:N	2.49	0.46
32:cC:145:PRO:O	32:cC:145:PRO:CD	2.63	0.46
32:gC:72:ASN:HD22	32:gC:123:PRO:HG3	1.80	0.46
32:iC:40:SER:O	32:iC:44:ILE:CB	2.64	0.46
32:mC:8:VAL:HG12	32:mC:19:LEU:HD22	1.97	0.46
9:dD:205:LEU:HD13	45:dD:402:PHO:HAB	1.97	0.46
18:oD:166:THR:OG1	18:oD:168:THR:OG1	2.32	0.46
9:dE:56:THR:OG1	9:dE:57:SER:N	2.48	0.46
22:tE:4:VAL:HG21	39:tE:101:LMG:H162	1.97	0.46
31:bH:66:THR:HA	31:bH:74:TYR:CD1	2.50	0.46
31:dH:130:ILE:CD1	31:dH:162:SER:OG	2.63	0.46
32:iH:40:SER:O	32:iH:44:ILE:CB	2.64	0.46
32:cI:102:ALA:CB	32:cI:166:ARG:NH1	2.77	0.46
31:dI:52:ILE:HG23	31:dI:88:ILE:CG2	2.45	0.46
31:lI:66:THR:HA	31:lI:74:TYR:CD1	2.50	0.46
31:lI:91:TYR:CE2	31:lI:129:TYR:HD1	2.25	0.46
31:bJ:33:GLN:CB	31:hJ:25:GLN:HE21	2.28	0.46
32:gJ:86:MET:CG	33:gJ:202:CYC:HBC1	2.46	0.46
32:iJ:40:SER:O	32:iJ:44:ILE:CB	2.64	0.46

Continued on next page...

Continued from previous page...

Atom-1	Atom-2	Interatomic distance (Å)	Clash overlap (Å)
1:BA:218:PRO:N	3:uB:75:GLU:OE1	2.48	0.46
2:BB:129:LYS:O	2:BB:130:SER:O	2.33	0.46
2:BB:646:LYS:HZ1	3:KL:114:GLU:CG	2.22	0.46
2:CB:490:ASP:N	2:CB:490:ASP:OD1	2.48	0.46
3:OB:20:PRO:HB3	3:uB:151:ALA:HB1	1.98	0.46
3:QB:23:LEU:HD23	3:QB:26:ILE:HD12	1.98	0.46
1:BC:237:ARG:CZ	32:cI:166:ARG:HG3	2.45	0.46
7:BD:83:GLU:C	7:BD:83:GLU:CD	2.84	0.46
8:CD:190:THR:HG23	8:CD:192:ASN:HD21	1.81	0.46
8:CD:402:GLN:CD	8:CD:402:GLN:H	2.24	0.46
9:DD:101:PHE:HB2	9:DD:104:TRP:HE3	1.81	0.46
17:MD:36:GLU:OE2	17:mD:35:LYS:NZ	2.49	0.46
18:OD:170:PHE:CE1	18:oE:55:ARG:O	2.69	0.46
18:OD:227:HIS:CD2	18:OD:241:GLU:HG2	2.50	0.46
19:QD:139:ASP:HA	19:QD:142:LEU:HB2	1.96	0.46
27:ZD:12:LEU:HD12	27:ZD:50:LEU:HD23	1.96	0.46
27:ZD:16:SER:HB3	27:ZD:47:TRP:HE1	1.81	0.46
8:CE:134:PHE:HD1	36:CE:514:CLA:HMC1	1.81	0.46
9:DE:56:THR:OG1	9:DE:57:SER:N	2.48	0.46
18:OE:215:ASN:HB3	18:OE:252:SER:HB3	1.97	0.46
3:IG:23:LEU:O	3:IG:27:LYS:HG3	2.15	0.46
4:JG:104:LEU:HD22	4:JG:156:ILE:HD11	1.96	0.46
1:BJ:220:ASN:HB3	1:BJ:222:LEU:HD11	1.98	0.46
3:IL:112:VAL:HG11	3:IL:116:TYR:CE2	2.34	0.46
4:ML:126:THR:HG22	33:ML:201:CYC:H3C	1.97	0.46
6:A1:67:VAL:HA	9:D1:312:GLU:HB2	1.98	0.46
24:V1:34:THR:O	24:V1:149:LYS:NZ	2.48	0.46
8:c1:251:PHE:HE1	43:c1:515:BCR:H312	1.79	0.46
31:b2:8:ALA:HB1	31:b2:23:GLU:HG2	1.97	0.46
31:b2:33:GLN:CB	31:h2:25:GLN:HE21	2.28	0.46
32:i2:75:THR:OG1	32:i2:78:ARG:HB2	2.16	0.46
32:i2:102:ALA:CB	32:i2:166:ARG:NH1	2.77	0.46
32:k2:3:ASP:N	32:k2:6:THR:OG1	2.38	0.46
32:m2:8:VAL:HG12	32:m2:19:LEU:HD22	1.97	0.46
32:m2:102:ALA:HB2	32:m2:166:ARG:HH11	1.81	0.46
1:B2:200:GLN:CD	1:B2:200:GLN:C	2.84	0.46
32:e3:59:LEU:CD1	32:e3:130:GLY:CA	2.90	0.46
32:g3:3:ASP:N	32:g3:6:THR:OG1	2.38	0.46
4:W4:53:LYS:NZ	3:X4:118:SER:O	2.48	0.46
4:Y4:64:ASP:HA	4:Y4:67:ARG:HE	1.81	0.46
2:C4:171:LEU:CD2	2:C4:235:PHE:HE2	2.22	0.46

Continued on next page...

Continued from previous page...

Atom-1	Atom-2	Interatomic distance (Å)	Clash overlap (Å)
2:C4:591:THR:OG1	2:C4:592:VAL:N	2.49	0.46
3:Q4:90:ARG:NH1	4:R4:16:GLY:O	2.49	0.46
3:Q4:96:ILE:HD11	3:Q4:148:GLU:HB3	1.96	0.46
4:R4:4:ALA:HB2	4:R4:99:GLY:HA3	1.98	0.46
32:i5:75:THR:OG1	32:i5:78:ARG:HB2	2.16	0.46
32:i6:75:THR:OG1	32:i6:78:ARG:HB2	2.16	0.46
32:i6:86:MET:CG	33:i6:202:CYC:HBC1	2.46	0.46
31:j6:149:GLU:C	31:j6:152:SER:HG	2.18	0.46
32:c7:150:PRO:O	32:c7:150:PRO:CD	2.64	0.46
31:d7:148:VAL:CG1	33:m7:201:CYC:HMB2	2.42	0.46
32:k7:86:MET:CG	33:k7:201:CYC:HBC1	2.46	0.46
32:k7:145:PRO:O	32:k7:145:PRO:CD	2.63	0.46
32:m7:145:PRO:HB3	33:m7:201:CYC:HMC3	1.97	0.46
1:B7:224:MET:C	1:B7:224:MET:CE	2.85	0.46
31:h8:45:THR:HG22	32:i8:18:MET:HE2	1.97	0.46
31:l8:8:ALA:HB1	31:l8:23:GLU:HG2	1.97	0.46
31:l8:91:TYR:CE2	31:l8:129:TYR:HD1	2.25	0.46
32:m8:72:ASN:HD22	32:m8:123:PRO:HG3	1.80	0.46
31:h9:8:ALA:HB1	31:h9:23:GLU:HG2	1.97	0.46
32:cA:102:ALA:CB	32:cA:166:ARG:NH1	2.77	0.46
31:bC:8:ALA:HB1	31:bC:23:GLU:HG2	1.97	0.46
31:bC:66:THR:HA	31:bC:74:TYR:CD1	2.50	0.46
31:bC:84:CYS:HG	33:bC:201:CYC:HAC2	1.80	0.46
32:gC:135:LYS:CB	32:gC:164:PHE:CB	2.93	0.46
32:mC:145:PRO:HB3	33:mC:201:CYC:HMC3	1.97	0.46
6:aD:116:VAL:HG22	6:aD:158:LEU:HD12	1.97	0.46
7:bD:340:TRP:HE1	7:bD:428:GLU:HG2	1.79	0.46
9:dD:79:SER:OG	9:dD:80:THR:N	2.49	0.46
9:dE:89:LEU:O	9:dE:90:LEU:C	2.56	0.46
9:dE:92:LEU:HD12	9:dE:104:TRP:CZ3	2.51	0.46
9:dE:205:LEU:HD13	45:dE:402:PHO:HAB	1.97	0.46
42:dE:410:LHG:H322	22:tE:21:ILE:HD11	1.96	0.46
27:zE:16:SER:HB3	27:zE:47:TRP:HE1	1.81	0.46
29:gF:128:VAL:HG21	29:gF:165:SER:HB2	1.97	0.46
4:5G:34:GLY:HA2	4:5G:37:ARG:HD2	1.98	0.46
3:6G:80:THR:HG21	33:6G:201:CYC:CAD	2.42	0.46
3:6G:91:LEU:HD11	3:6G:107:ILE:HB	1.98	0.46
31:dH:66:THR:HA	31:dH:74:TYR:CD1	2.50	0.46
33:jH:202:CYC:CMA	33:jH:202:CYC:HBA2	2.45	0.46
32:cJ:150:PRO:O	32:cJ:150:PRO:CD	2.64	0.46
32:mJ:145:PRO:HB3	33:mJ:201:CYC:HMC3	1.97	0.46

Continued on next page...

Continued from previous page...

Atom-1	Atom-2	Interatomic distance (Å)	Clash overlap (Å)
33:dK:201:CYC:HB	33:dK:201:CYC:HMA3	1.79	0.46
4:eK:62:TYR:OH	33:fK:201:CYC:O1D	2.31	0.46
4:jK:8:VAL:HG11	4:jK:27:LEU:HD23	1.97	0.46
4:nK:127:VAL:HG13	4:nK:157:CYS:HB2	1.97	0.46
2:BB:401:PHE:O	5:2L:23:GLN:NE2	2.49	0.46
2:CB:151:ASN:ND2	2:CB:153:SER:OG	2.48	0.46
4:RB:4:ALA:HB2	4:RB:99:GLY:HA3	1.98	0.46
3:SB:3:ILE:O	3:SB:7:SER:N	2.48	0.46
6:AD:67:VAL:HA	9:DD:312:GLU:HB2	1.98	0.46
18:OD:60:LEU:H	18:OD:164:ILE:HG21	1.80	0.46
43:XD:102:BCR:H11C	43:XD:102:BCR:H341	1.73	0.46
6:AE:331:MET:HE3	9:DE:347:PRO:HB2	1.97	0.46
18:OE:60:LEU:H	18:OE:164:ILE:HG21	1.80	0.46
4:MF:121:VAL:CG1	33:MF:201:CYC:C4C	2.94	0.46
3:AG:95:GLY:HA2	3:AG:98:ALA:HB3	1.96	0.46
28:BG:127:THR:CG2	28:BG:129:ASN:HB3	2.46	0.46
4:MG:105:ASP:OD1	4:MG:105:ASP:N	2.48	0.46
28:EK:136:ASN:CG	29:gK:64:PRO:HD2	2.32	0.46
4:IK:61:LEU:HD11	4:IK:78:TYR:OH	2.15	0.46
4:IK:134:LYS:NZ	4:IK:149:MET:O	2.48	0.46
4:KK:28:LYS:HA	4:KK:31:PHE:HB2	1.97	0.46
3:PL:41:GLU:CD	29:QL:24:ILE:HD13	2.35	0.46
6:A1:334:ARG:HH21	18:O1:188:LYS:HG2	1.80	0.46
7:B1:57:ARG:HE	7:B1:330:MET:HB3	1.81	0.46
7:B1:385:ARG:NH1	18:O1:193:ALA:O	2.48	0.46
7:B1:496:GLN:CA	7:B1:496:GLN:NE2	2.73	0.46
8:C1:390:SER:CB	8:C1:394:VAL:HG23	2.45	0.46
9:D1:103:ARG:HD2	10:E1:76:ILE:HG21	1.96	0.46
10:E1:60:ARG:HD3	10:E1:64:PRO:CG	2.38	0.46
13:I1:35:ARG:CG	13:I1:35:ARG:NH1	2.73	0.46
18:O1:60:LEU:H	18:O1:164:ILE:HG21	1.80	0.46
18:O1:88:ARG:HB3	18:O1:89:GLN:H	1.71	0.46
43:Z1:101:BCR:H15C	43:Z1:101:BCR:H351	1.81	0.46
8:c1:132:SER:O	8:c1:132:SER:OG	2.23	0.46
8:c1:133:PHE:HB3	8:c1:134:PHE:CE1	2.50	0.46
9:d1:79:SER:OG	9:d1:80:THR:N	2.49	0.46
12:h1:35:MET:HE2	12:h1:35:MET:HB2	1.74	0.46
31:f2:52:ILE:HG23	31:f2:88:ILE:CG2	2.45	0.46
32:i2:86:MET:CG	33:i2:202:CYC:HBC1	2.46	0.46
32:k2:86:MET:CG	33:k2:201:CYC:HBC1	2.46	0.46
1:B2:205:ARG:CA	3:o4:76:GLU:CB	2.93	0.46

Continued on next page...

Continued from previous page...

Atom-1	Atom-2	Interatomic distance (Å)	Clash overlap (Å)
31:b3:8:ALA:HB1	31:b3:23:GLU:HG2	1.97	0.46
32:g3:86:MET:CG	33:g3:202:CYC:HBC1	2.46	0.46
32:k3:86:MET:CG	33:k3:201:CYC:HBC1	2.46	0.46
32:k3:145:PRO:O	32:k3:145:PRO:CD	2.63	0.46
31:l3:8:ALA:HB1	31:l3:23:GLU:HG2	1.97	0.46
32:m3:8:VAL:HG12	32:m3:19:LEU:HD22	1.97	0.46
4:a4:30:TYR:OH	4:a4:97:LEU:O	2.34	0.46
5:b4:20:ARG:NH2	4:Y4:107:ARG:O	2.47	0.46
4:W4:56:VAL:HG12	4:W4:61:LEU:HB2	1.97	0.46
4:R4:119:LEU:HD13	33:R4:201:CYC:HBD1	1.97	0.46
1:B5:23:VAL:HG23	31:f5:113:ALA:HA	1.98	0.46
1:B5:200:GLN:NE2	1:B5:200:GLN:C	2.73	0.46
31:b5:33:GLN:CB	31:h5:25:GLN:HE21	2.29	0.46
31:f5:8:ALA:HB1	31:f5:23:GLU:HG2	1.97	0.46
32:i5:102:ALA:CB	32:i5:166:ARG:NH1	2.77	0.46
32:k5:86:MET:CG	33:k5:201:CYC:HBC1	2.46	0.46
33:c6:202:CYC:CBD	33:c6:202:CYC:CHA	2.85	0.46
32:i6:8:VAL:HG12	32:i6:19:LEU:HD22	1.97	0.46
31:d7:8:ALA:HB1	31:d7:23:GLU:HG2	1.97	0.46
32:g7:70:GLY:CA	1:B7:194:PHE:CD1	2.72	0.46
32:i7:75:THR:OG1	32:i7:78:ARG:HB2	2.16	0.46
32:e8:59:LEU:CD1	32:e8:130:GLY:CA	2.90	0.46
31:f8:8:ALA:HB1	31:f8:23:GLU:HG2	1.97	0.46
32:g8:75:THR:O	32:g8:79:MET:HG2	2.15	0.46
32:k8:86:MET:CG	33:k8:201:CYC:HBC1	2.46	0.46
32:g9:75:THR:O	32:g9:79:MET:HG2	2.15	0.46
32:i9:40:SER:O	32:i9:44:ILE:CB	2.64	0.46
31:l9:64:PRO:CD	31:l9:65:TYR:H	2.19	0.46
32:kA:145:PRO:O	32:kA:145:PRO:CD	2.63	0.46
3:oB:102:THR:HA	3:oB:105:GLU:HG2	1.98	0.46
31:bC:33:GLN:CB	31:hC:25:GLN:HE21	2.29	0.46
32:cC:3:ASP:N	32:cC:6:THR:OG1	2.38	0.46
32:cC:75:THR:O	32:cC:79:MET:HG2	2.15	0.46
32:iC:86:MET:CG	33:iC:202:CYC:HBC1	2.46	0.46
36:bD:605:CLA:H203	36:hD:101:CLA:H8	1.97	0.46
8:cD:128:GLU:CA	8:cD:135:GLY:HA3	2.45	0.46
9:dD:199:MET:HB3	37:dD:408:PL9:H272	1.96	0.46
9:dD:209:LEU:HD22	45:dD:402:PHO:C1D	2.43	0.46
42:dD:410:LHG:H322	22:tD:21:ILE:HD11	1.96	0.46
18:oD:60:LEU:H	18:oD:164:ILE:HG21	1.80	0.46
19:qD:115:MET:HE2	19:qD:115:MET:HB2	1.84	0.46

Continued on next page...

Continued from previous page...

Atom-1	Atom-2	Interatomic distance (Å)	Clash overlap (Å)
6:aE:169:SER:OG	6:aE:170:ASP:N	2.48	0.46
7:bE:365:THR:OG1	9:dE:326:ARG:NH2	2.49	0.46
9:dE:79:SER:OG	9:dE:80:THR:N	2.49	0.46
18:oE:60:LEU:H	18:oE:164:ILE:HG21	1.80	0.46
18:oE:200:VAL:HG21	18:oE:207:ASP:HA	1.98	0.46
4:nF:119:LEU:HD13	33:nF:201:CYC:HBD1	1.98	0.46
32:mH:8:VAL:HG12	32:mH:19:LEU:HD22	1.97	0.46
32:iJ:151:GLY:CA	33:iJ:201:CYC:HMD2	2.40	0.46
31:jJ:149:GLU:C	31:jJ:152:SER:HG	2.20	0.46
32:kJ:59:LEU:CD1	32:kJ:130:GLY:CA	2.90	0.46
1:BA:23:VAL:CG2	31:fA:112:ILE:HG22	2.46	0.46
2:BB:771:TYR:OH	4:zB:83:ARG:NH2	2.49	0.46
2:CB:431:TYR:CG	33:hK:201:CYC:OB	2.68	0.46
4:WB:63:SER:O	4:WB:67:ARG:CG	2.53	0.46
1:BC:237:ARG:HH21	32:cI:166:ARG:N	2.14	0.46
7:BD:257:TRP:HB2	7:BD:452:THR:HG21	1.97	0.46
9:DD:102:THR:HG21	40:DD:413:LMT:O6'	2.15	0.46
13:ID:31:ASN:HA	13:ID:32:PRO:HD2	1.78	0.46
27:ZD:40:ILE:HG12	27:ZD:40:ILE:H	1.48	0.46
8:CE:59:VAL:HG13	15:KE:10:LEU:HD22	0.54	0.46
10:EE:71:ASP:OD1	10:EE:71:ASP:N	2.49	0.46
27:ZE:16:SER:HB3	27:ZE:47:TRP:HE1	1.81	0.46
3:JF:20:PRO:HA	3:JF:23:LEU:HB2	1.98	0.46
28:BG:122:LEU:O	28:BG:124:PRO:CD	2.57	0.46
3:IG:88:TYR:CZ	33:IG:201:CYC:HMB1	2.51	0.46
4:OG:83:ARG:HG2	2:B4:380:THR:HG21	1.98	0.46
29:QG:142:VAL:HG12	29:QG:149:VAL:CG1	2.45	0.46
3:TG:84:ASP:OD1	3:TG:116:TYR:OH	2.34	0.46
30:VG:2:THR:OG1	30:VG:3:VAL:N	2.48	0.46
4:YK:14:VAL:HG13	4:cK:69:GLY:HA2	1.97	0.46
28:BL:134:GLY:N	28:BL:135:PRO:HD3	2.30	0.46
4:JL:96:MET:HE2	4:JL:96:MET:HB3	1.85	0.46
29:QL:142:VAL:HG12	29:QL:149:VAL:CG1	2.45	0.46
6:A1:235:ARG:HH21	42:B1:621:LHG:HC31	1.81	0.46
8:C1:14:ASP:CG	8:C1:15:GLN:N	2.74	0.46
8:C1:169:LEU:HD22	36:C1:504:CLA:H191	1.97	0.46
8:C1:402:GLN:CD	8:C1:402:GLN:H	2.24	0.46
36:C1:503:CLA:C3D	36:C1:505:CLA:H2	2.45	0.46
27:Z1:16:SER:HB3	27:Z1:47:TRP:HE1	1.81	0.46
6:a1:300:PHE:HA	8:c1:390:SER:HB2	1.97	0.46
7:b1:92:SER:OG	7:b1:94:GLU:O	2.32	0.46

Continued on next page...

Continued from previous page...

Atom-1	Atom-2	Interatomic distance (Å)	Clash overlap (Å)
8:c1:454:LEU:O	21:S1:45:UNK:CA	2.62	0.46
18:o1:60:LEU:H	18:o1:164:ILE:HG21	1.80	0.46
18:o1:163:SER:OG	18:o1:164:ILE:N	2.49	0.46
32:g2:3:ASP:N	32:g2:6:THR:OG1	2.38	0.46
31:h2:130:ILE:CD1	31:h2:162:SER:OG	2.63	0.46
32:i2:135:LYS:CB	32:i2:164:PHE:CB	2.93	0.46
32:g3:72:ASN:HD22	32:g3:123:PRO:HG3	1.80	0.46
1:B3:240:LEU:C	4:W4:67:ARG:NH2	2.74	0.46
3:o4:83:ARG:HD3	3:o4:84:ASP:CA	2.37	0.46
2:B4:84:PHE:CE1	2:B4:160:MET:O	2.69	0.46
2:B4:151:ASN:ND2	2:B4:153:SER:OG	2.48	0.46
3:Q4:48:GLU:CG	32:cI:114:ARG:HH12	2.23	0.46
1:B5:233:ASN:ND2	1:B5:235:VAL:HB	2.30	0.46
31:b5:66:THR:HA	31:b5:74:TYR:CD1	2.50	0.46
32:c5:150:PRO:O	32:c5:150:PRO:CD	2.64	0.46
32:c6:145:PRO:O	32:c6:145:PRO:CD	2.63	0.46
31:f6:8:ALA:HB1	31:f6:23:GLU:HG2	1.97	0.46
31:h6:8:ALA:HB1	31:h6:23:GLU:HG2	1.97	0.46
32:e7:72:ASN:HD22	32:e7:123:PRO:HG3	1.80	0.46
32:g8:3:ASP:N	32:g8:6:THR:OG1	2.38	0.46
33:i8:201:CYC:CBD	33:i8:201:CYC:CHA	2.86	0.46
3:sB:115:MET:HE3	3:sB:115:MET:HB3	1.75	0.46
32:cC:135:LYS:CB	32:cC:164:PHE:CB	2.93	0.46
31:dC:148:VAL:CG1	33:mC:201:CYC:CMB	2.83	0.46
31:fC:66:THR:HA	31:fC:74:TYR:CD1	2.50	0.46
8:cD:412:TRP:HH2	36:cD:506:CLA:H2	1.81	0.46
18:oD:215:ASN:HB3	18:oD:252:SER:HB3	1.97	0.46
22:tD:4:VAL:HG21	39:tD:101:LMG:H162	1.97	0.46
7:bE:257:TRP:NE1	9:dE:163:GLY:O	2.47	0.46
36:bE:605:CLA:H203	36:hE:101:CLA:H8	1.97	0.46
9:dE:89:LEU:CA	9:dE:91:PHE:CE1	2.93	0.46
12:hE:47:GLN:HB2	12:hE:52:SER:HB2	1.97	0.46
4:jF:74:THR:OG1	3:kF:107:ILE:O	2.33	0.46
30:mF:2:THR:OG1	30:mF:3:VAL:N	2.48	0.46
31:bH:32:ARG:CB	31:hH:32:ARG:HH22	2.29	0.46
31:lH:8:ALA:HB1	31:lH:23:GLU:HG2	1.97	0.46
4:lK:76:ARG:NH1	30:mK:106:SER:O	2.48	0.46
4:nK:119:LEU:HD13	33:nK:201:CYC:HBD1	1.98	0.46
1:BA:15:ASN:HA	33:eA:201:CYC:HBA1	1.97	0.46
2:BB:84:PHE:CE1	2:BB:160:MET:O	2.69	0.46
2:CB:591:THR:OG1	2:CB:592:VAL:N	2.49	0.46

Continued on next page...

Continued from previous page...

Atom-1	Atom-2	Interatomic distance (Å)	Clash overlap (Å)
4:RB:144:ASP:N	4:RB:144:ASP:OD1	2.49	0.46
1:BC:21:TYR:O	31:fC:113:ALA:C	2.59	0.46
1:BC:231:PRO:HG2	3:Q4:56:ASN:OD1	2.16	0.46
6:AD:334:ARG:HH21	18:OD:188:LYS:HG2	1.80	0.46
7:BD:57:ARG:HE	7:BD:330:MET:HB3	1.81	0.46
9:DD:85:LEU:HG	10:ED:69:ARG:CG	2.45	0.46
6:AE:67:VAL:HA	9:DE:312:GLU:HB2	1.98	0.46
7:BE:340:TRP:HE1	7:BE:428:GLU:HG2	1.79	0.46
8:CE:305:LEU:O	8:CE:308:ASP:HB2	2.16	0.46
9:DE:101:PHE:HB2	9:DE:104:TRP:HE3	1.81	0.46
12:HE:21:VAL:O	2:B4:124:PHE:CB	2.64	0.46
15:KE:24:LEU:HD21	43:ZE:101:BCR:HC41	1.98	0.46
18:OE:136:VAL:HG22	18:OE:146:PHE:HD1	1.81	0.46
28:EF:134:GLY:O	29:gF:68:ARG:CZ	2.63	0.46
3:AG:90:ARG:HG2	3:AG:94:TYR:HE2	1.81	0.46
3:IG:39:ILE:HD11	3:IG:145:ASP:CB	2.43	0.46
3:IG:43:MET:HE1	3:IG:137:ALA:HB1	1.98	0.46
4:KK:3:ASP:O	4:KK:7:SER:N	2.48	0.46
4:MK:121:VAL:CG1	33:MK:201:CYC:C4C	2.94	0.46
3:IL:39:ILE:CD1	3:IL:145:ASP:CB	2.94	0.46
7:B1:495:PHE:O	7:B1:503:THR:HA	2.15	0.46
9:D1:79:SER:OG	9:D1:80:THR:N	2.49	0.46
17:M1:11:SER:O	17:M1:11:SER:OG	2.26	0.46
8:c1:60:SER:CA	15:k1:10:LEU:CB	2.73	0.46
9:d1:236:GLU:O	9:d1:239:GLN:HB2	2.16	0.46
32:g2:135:LYS:CB	32:g2:164:PHE:CB	2.93	0.46
31:f3:112:ILE:HG22	1:B3:23:VAL:CG2	2.46	0.46
32:i3:102:ALA:CB	32:i3:166:ARG:NH1	2.77	0.46
32:k3:82:CYS:HG	33:k3:201:CYC:CAC	2.28	0.46
3:u4:151:ALA:HB1	3:O4:20:PRO:HB3	1.98	0.46
3:o4:102:THR:HA	3:o4:105:GLU:HG2	1.98	0.46
2:C4:165:ARG:NH1	33:C4:1001:CYC:O2A	2.49	0.46
32:g6:72:ASN:HD22	32:g6:123:PRO:HG3	1.80	0.46
32:k6:3:ASP:N	32:k6:6:THR:OG1	2.38	0.46
32:m6:3:ASP:N	32:m6:6:THR:OG1	2.38	0.46
31:f7:113:ALA:HA	1:B7:23:VAL:HG23	1.97	0.46
32:i7:8:VAL:HG12	32:i7:19:LEU:HD22	1.97	0.46
33:j7:202:CYC:HBD1	33:j7:202:CYC:CHA	2.29	0.46
33:j7:202:CYC:HMD1	32:k7:151:GLY:CA	2.41	0.46
32:k7:72:ASN:HD22	32:k7:123:PRO:HG3	1.81	0.46
32:i9:86:MET:CG	33:i9:202:CYC:HBC1	2.46	0.46

Continued on next page...

Continued from previous page...

Atom-1	Atom-2	Interatomic distance (Å)	Clash overlap (Å)
33:m9:201:CYC:CBD	33:m9:201:CYC:CHA	2.85	0.46
31:bA:33:GLN:CB	31:hA:25:GLN:HE21	2.29	0.46
32:eA:59:LEU:CD1	32:eA:130:GLY:CA	2.90	0.46
32:iA:149:THR:O	33:iA:201:CYC:NC	2.45	0.46
32:mA:8:VAL:HG12	32:mA:19:LEU:HD22	1.97	0.46
4:tB:55:ALA:O	4:tB:59:SER:OG	2.34	0.46
3:oB:23:LEU:HD21	4:pB:38:VAL:HG22	1.98	0.46
4:rB:124:GLY:HA3	4:xB:124:GLY:HA3	1.97	0.46
32:cC:102:ALA:HB2	32:cC:166:ARG:HH11	1.81	0.46
32:gC:64:PRO:HD2	32:gC:65:GLN:H	1.78	0.46
32:kC:72:ASN:HD22	32:kC:123:PRO:HG3	1.81	0.46
7:bD:80:LEU:CD2	7:bD:93:PHE:HZ	2.28	0.46
9:dD:92:LEU:HD12	9:dD:104:TRP:CZ3	2.51	0.46
27:zD:16:SER:HB3	27:zD:47:TRP:HE1	1.81	0.46
6:aE:116:VAL:HG22	6:aE:158:LEU:HD12	1.97	0.46
36:bE:613:CLA:HED3	36:bE:613:CLA:H2	1.98	0.46
10:eE:79:PHE:O	10:eE:80:ILE:HB	2.16	0.46
18:oE:136:VAL:HG22	18:oE:146:PHE:HD1	1.81	0.46
3:fF:99:GLY:O	3:fF:152:TYR:OH	2.32	0.46
32:cH:102:ALA:HB2	32:cH:166:ARG:HH11	1.81	0.46
32:iH:86:MET:CG	33:iH:202:CYC:HBC1	2.46	0.46
31:bI:95:VAL:HG21	31:bI:154:LEU:CD2	2.46	0.46
32:gI:86:MET:CG	33:gI:301:CYC:HBC1	2.46	0.46
29:gK:74:TYR:H	29:gK:78:ARG:HD2	1.80	0.46
4:hK:81:CYS:HA	33:hK:201:CYC:HAC1	1.01	0.46
30:mK:81:CYS:HB2	33:mK:201:CYC:HAC1	1.98	0.46
5:2L:36:TRP:O	5:2L:40:GLN:N	2.47	0.46
3:6L:80:THR:HG21	33:6L:201:CYC:CAD	2.42	0.46
2:BB:60:LEU:HD13	2:BB:171:LEU:HD11	1.98	0.46
2:BB:467:ILE:HG22	4:HL:110:ASN:HB3	1.98	0.46
2:CB:580:VAL:O	2:CB:580:VAL:HG12	2.16	0.46
3:OB:70:GLY:N	3:wB:64:ASP:OD2	2.49	0.46
3:QB:134:LYS:NZ	3:QB:154:ASP:OD1	2.45	0.46
1:BC:224:MET:CE	1:BC:225:ALA:N	2.58	0.46
6:AD:133:LEU:HA	6:AD:136:ARG:HB2	1.97	0.46
6:AD:235:ARG:HH21	42:BD:620:LHG:HC31	1.81	0.46
8:CD:169:LEU:HD22	36:CD:504:CLA:H191	1.97	0.46
8:CD:390:SER:CB	8:CD:394:VAL:HG23	2.45	0.46
9:DD:111:TRP:HA	9:DD:114:VAL:HG22	1.98	0.46
37:DD:408:PL9:H321	37:DD:408:PL9:H28	1.75	0.46
17:MD:11:SER:O	17:MD:11:SER:OG	2.26	0.46

Continued on next page...

Continued from previous page...

Atom-1	Atom-2	Interatomic distance (Å)	Clash overlap (Å)
7:BE:78:TRP:O	7:BE:78:TRP:CE3	2.69	0.46
7:BE:467:ILE:O	7:BE:471:SER:OG	2.31	0.46
36:BE:603:CLA:H203	36:HE:103:CLA:H8	1.97	0.46
4:IF:15:GLN:HB3	4:IF:17:LYS:HE2	1.97	0.46
3:JF:5:THR:HG23	2:C4:551:PHE:CE1	2.46	0.46
28:BG:136:ASN:HA	29:QG:64:PRO:CG	2.46	0.46
3:NG:97:VAL:HG11	4:OG:27:LEU:HD13	1.98	0.46
29:QG:74:TYR:H	29:QG:78:ARG:HD2	1.80	0.46
30:VG:81:CYS:HB2	33:VG:201:CYC:HAC1	1.98	0.46
1:BH:211:LYS:HD2	1:BH:211:LYS:H	1.81	0.46
1:BI:23:VAL:HG23	31:fI:113:ALA:HA	1.98	0.46
1:BI:239:ALA:HB2	4:a4:62:TYR:HB3	1.89	0.46
1:BJ:233:ASN:ND2	1:BJ:235:VAL:HB	2.30	0.46
4:KK:6:THR:O	4:KK:10:ASN:ND2	2.49	0.46
4:YK:72:MET:SD	4:YK:81:CYS:SG	3.14	0.46
28:BL:122:LEU:H	28:BL:122:LEU:CD1	2.14	0.46
4:ML:33:THR:HA	4:ML:36:LEU:CD2	2.45	0.46
3:NL:23:LEU:HD22	4:OL:38:VAL:HG23	1.97	0.46
3:NL:73:TYR:CZ	1:B5:195:PRO:O	2.68	0.46
6:A1:42:LEU:HD21	38:A1:407:SQD:H172	1.97	0.46
38:A1:407:SQD:H182	42:D1:409:LHG:H362	1.97	0.46
7:B1:234:ILE:O	7:B1:237:VAL:HG12	2.14	0.46
9:D1:103:ARG:NH2	9:D1:103:ARG:CG	2.72	0.46
19:Q1:139:ASP:HA	19:Q1:142:LEU:HB2	1.96	0.46
24:V1:115:GLU:H	24:V1:115:GLU:HG2	1.55	0.46
36:b1:613:CLA:H2	36:b1:613:CLA:HED3	1.98	0.46
8:c1:141:LYS:HB3	8:c1:253:TRP:CZ2	2.48	0.46
9:d1:102:THR:CG2	40:d1:413:LMT:O6'	2.64	0.46
31:b3:32:ARG:CB	31:h3:32:ARG:HH22	2.29	0.46
32:c3:102:ALA:CB	32:c3:166:ARG:NH1	2.77	0.46
31:f3:108:ASP:O	1:B3:23:VAL:HB	2.16	0.46
4:a4:51:ILE:O	4:a4:55:ALA:CB	2.64	0.46
2:B4:436:ARG:HA	2:B4:480:PRO:HG2	1.97	0.46
31:h5:91:TYR:O	31:h5:95:VAL:HG23	2.16	0.46
32:k5:3:ASP:N	32:k5:6:THR:OG1	2.38	0.46
31:b6:8:ALA:HB1	31:b6:23:GLU:HG2	1.97	0.46
32:c6:75:THR:O	32:c6:79:MET:HG2	2.15	0.46
31:f6:113:ALA:HA	1:B6:23:VAL:HG23	1.98	0.46
32:k6:86:MET:CG	33:k6:201:CYC:HBC1	2.46	0.46
31:l6:66:THR:HA	31:l6:74:TYR:CD1	2.50	0.46
32:m6:8:VAL:HG12	32:m6:19:LEU:HD22	1.97	0.46

Continued on next page...

Continued from previous page...

Atom-1	Atom-2	Interatomic distance (Å)	Clash overlap (Å)
31:f7:112:ILE:HG22	1:B7:23:VAL:CG2	2.46	0.46
31:h7:45:THR:HG22	32:i7:18:MET:HE2	1.97	0.46
31:h7:91:TYR:O	31:h7:95:VAL:HG23	2.16	0.46
32:i7:40:SER:O	32:i7:44:ILE:CB	2.64	0.46
32:c8:102:ALA:HB2	32:c8:166:ARG:HH11	1.81	0.46
32:g8:86:MET:CG	33:g8:202:CYC:HBC1	2.46	0.46
32:i8:86:MET:CG	33:i8:202:CYC:HBC1	2.46	0.46
32:i9:151:GLY:N	33:i9:201:CYC:HMD2	2.30	0.46
31:hA:45:THR:HG22	32:iA:18:MET:HE2	1.97	0.46
32:iA:40:SER:O	32:iA:44:ILE:CB	2.64	0.46
32:kA:84:ARG:NH2	31:lA:117:GLU:OE1	2.40	0.46
4:xB:1:MET:HE2	4:xB:1:MET:HB3	1.72	0.46
31:dC:130:ILE:CD1	31:dC:162:SER:OG	2.63	0.46
6:aD:136:ARG:HA	13:iD:32:PRO:CD	2.46	0.46
7:bD:252:VAL:HA	7:bD:255:THR:HG22	1.98	0.46
36:bD:613:CLA:HED3	36:bD:613:CLA:H2	1.98	0.46
7:bE:257:TRP:HB2	7:bE:452:THR:HG21	1.96	0.46
43:hE:105:BCR:H11C	43:hE:105:BCR:H341	1.73	0.46
43:hE:105:BCR:H15C	43:hE:105:BCR:H351	1.70	0.46
13:iE:23:PHE:HD1	13:iE:23:PHE:HA	1.70	0.46
18:oE:55:ARG:O	18:oE:55:ARG:HG2	2.16	0.46
4:7G:74:THR:HG22	5:8G:63:ASN:HB2	1.89	0.46
32:iI:86:MET:CG	33:iI:202:CYC:HBC1	2.46	0.46
3:kK:127:ALA:HB2	3:kK:160:MET:HB2	1.98	0.46
3:4L:23:LEU:HD13	3:4L:26:ILE:HD12	1.97	0.46
2:CB:731:VAL:CG1	2:CB:735:ARG:CG	2.93	0.45
4:RB:91:TYR:OH	5:UB:20:ARG:NH2	2.49	0.45
3:SB:36:ARG:HB3	3:SB:96:ILE:HG22	1.98	0.45
3:VB:76:GLU:CG	1:B6:237:ARG:HH22	2.10	0.45
3:ZB:114:GLU:HA	3:ZB:117:LYS:HE3	1.98	0.45
1:BC:204:ARG:CA	3:q4:77:MET:HE1	2.35	0.45
6:AD:43:THR:HG22	43:ID:102:BCR:H16C	1.99	0.45
7:BD:78:TRP:O	7:BD:78:TRP:CE3	2.69	0.45
7:BD:385:ARG:NH1	18:OD:193:ALA:O	2.48	0.45
7:BD:467:ILE:O	7:BD:471:SER:OG	2.31	0.45
8:CD:191:LEU:HB2	40:CD:521:LMT:C1	2.46	0.45
9:DD:103:ARG:NH2	9:DD:103:ARG:CG	2.72	0.45
15:KD:24:LEU:HD21	43:ZD:101:BCR:HC41	1.98	0.45
19:QD:90:VAL:O	19:QD:98:GLN:NE2	2.50	0.45
24:VD:34:THR:O	24:VD:149:LYS:NZ	2.48	0.45
6:AE:43:THR:HG22	43:IE:102:BCR:H16C	1.98	0.45

Continued on next page...

Continued from previous page...

Atom-1	Atom-2	Interatomic distance (Å)	Clash overlap (Å)
6:AE:334:ARG:HH21	18:OE:188:LYS:HG2	1.80	0.45
36:BE:611:CLA:H102	36:BE:611:CLA:H61	1.57	0.45
9:DE:111:TRP:HA	9:DE:114:VAL:HG22	1.98	0.45
12:HE:4:ARG:NH2	2:B4:154:ARG:NH1	2.64	0.45
24:VE:34:THR:O	24:VE:149:LYS:NZ	2.48	0.45
24:VE:79:LEU:O	24:VE:155:TRP:HD1	2.00	0.45
4:HG:80:ALA:O	4:HG:84:ASP:N	2.42	0.45
3:IG:39:ILE:CD1	3:IG:145:ASP:CB	2.94	0.45
3:NG:23:LEU:HD22	4:OG:38:VAL:HG23	1.97	0.45
3:KL:2:SER:N	3:KL:5:THR:OG1	2.46	0.45
4:ML:33:THR:HA	4:ML:36:LEU:HG	1.97	0.45
3:RL:16:ARG:O	4:SL:94:TYR:OH	2.34	0.45
6:A1:133:LEU:HA	6:A1:136:ARG:HB2	1.97	0.45
7:B1:252:VAL:HA	7:B1:255:THR:HG22	1.98	0.45
9:D1:93:TRP:HB3	9:D1:99:TRP:CZ3	2.50	0.45
9:D1:111:TRP:CD1	9:D1:111:TRP:C	2.94	0.45
15:K1:9:LYS:HB2	15:K1:9:LYS:HE3	1.78	0.45
6:a1:65:GLU:OE2	18:o1:180:ARG:NH1	2.35	0.45
6:a1:121:ILE:HG13	39:a1:408:LMG:H182	1.97	0.45
42:d1:410:LHG:H322	22:t1:21:ILE:HD11	1.97	0.45
10:e1:42:LEU:HD11	20:r1:5:ILE:HG13	1.98	0.45
13:i1:8:VAL:O	13:i1:11:VAL:HG12	2.15	0.45
18:o1:136:VAL:HG22	18:o1:146:PHE:HD1	1.81	0.45
22:t1:4:VAL:HG21	39:t1:101:LMG:H162	1.97	0.45
32:k2:59:LEU:CD1	32:k2:130:GLY:CA	2.90	0.45
31:f3:113:ALA:C	1:B3:21:TYR:O	2.59	0.45
31:h3:95:VAL:HG21	31:h3:154:LEU:CD2	2.46	0.45
31:l3:95:VAL:HG21	31:l3:154:LEU:CD2	2.46	0.45
3:Z4:20:PRO:HA	3:Z4:23:LEU:HB2	1.99	0.45
3:y4:85:LEU:HG	33:y4:201:CYC:HBC1	1.98	0.45
2:B4:84:PHE:CD1	2:B4:84:PHE:O	2.69	0.45
2:C4:311:GLN:HE22	2:C4:339:LEU:HD11	1.80	0.45
2:C4:731:VAL:CG1	2:C4:735:ARG:CG	2.93	0.45
3:Q4:20:PRO:HA	3:Q4:23:LEU:HB2	1.98	0.45
31:d5:8:ALA:HB1	31:d5:23:GLU:HG2	1.97	0.45
32:m5:102:ALA:HB2	32:m5:166:ARG:HH11	1.81	0.45
32:i6:40:SER:O	32:i6:44:ILE:CB	2.64	0.45
32:i6:102:ALA:CB	32:i6:166:ARG:NH1	2.77	0.45
31:b7:95:VAL:HG21	31:b7:154:LEU:CD2	2.46	0.45
32:c8:145:PRO:O	32:c8:145:PRO:CD	2.63	0.45
32:i8:102:ALA:HB2	32:i8:166:ARG:HH11	1.81	0.45

Continued on next page...

Continued from previous page...

Atom-1	Atom-2	Interatomic distance (Å)	Clash overlap (Å)
33:j8:202:CYC:CBD	33:j8:202:CYC:CHA	2.86	0.45
32:k8:72:ASN:HD22	32:k8:123:PRO:HG3	1.80	0.45
32:m9:8:VAL:HG12	32:m9:19:LEU:HD22	1.97	0.45
32:cA:145:PRO:O	32:cA:145:PRO:CD	2.63	0.45
32:eA:75:THR:O	32:eA:79:MET:HG2	2.15	0.45
31:lA:8:ALA:HB1	31:lA:23:GLU:HG2	1.97	0.45
31:bC:91:TYR:O	31:bC:95:VAL:HG23	2.17	0.45
32:gC:102:ALA:CB	32:gC:166:ARG:NH1	2.77	0.45
7:bD:256:MET:HE2	7:bD:256:MET:HB2	1.85	0.45
8:cD:448:ARG:HD2	9:dD:223:PHE:CE2	2.51	0.45
43:cD:515:BCR:C5	13:iD:20:ILE:CD1	2.88	0.45
10:eD:79:PHE:O	10:eD:80:ILE:HB	2.16	0.45
44:hE:104:DGD:O5D	44:hE:104:DGD:O4D	2.29	0.45
13:iE:29:SER:C	13:iE:31:ASN:H	2.23	0.45
33:dF:201:CYC:HB	33:dF:201:CYC:HMA3	1.79	0.45
4:1G:2:GLN:O	4:1G:102:SER:OG	2.33	0.45
32:iH:102:ALA:HB2	32:iH:166:ARG:HH11	1.81	0.45
33:jH:202:CYC:HMD3	32:kH:151:GLY:CA	2.25	0.45
32:kH:86:MET:CG	33:kH:201:CYC:HBC1	2.46	0.45
33:mH:201:CYC:CBD	33:mH:201:CYC:CHA	2.85	0.45
31:bI:32:ARG:CB	31:hI:32:ARG:HH22	2.29	0.45
32:gI:151:GLY:HA3	33:gI:302:CYC:HMD3	1.76	0.45
31:hI:95:VAL:HG21	31:hI:154:LEU:CD2	2.47	0.45
32:kI:72:ASN:HD22	32:kI:123:PRO:HG3	1.80	0.45
31:bJ:32:ARG:CB	31:hJ:32:ARG:HH22	2.29	0.45
31:dJ:148:VAL:CG1	33:mJ:201:CYC:HMB2	2.42	0.45
32:iJ:8:VAL:HG12	32:iJ:19:LEU:HD22	1.97	0.45
31:lJ:95:VAL:HG21	31:lJ:154:LEU:CD2	2.46	0.45
4:jK:74:THR:OG1	3:kK:107:ILE:O	2.33	0.45
3:6L:26:ILE:HG21	4:7L:97:LEU:HD23	1.98	0.45
2:CB:460:ILE:HD11	2:CB:483:ARG:NE	2.24	0.45
2:CB:697:THR:CG2	2:CB:700:LYS:HE3	2.47	0.45
3:QB:90:ARG:NH1	4:RB:16:GLY:O	2.49	0.45
3:XB:44:THR:O	3:XB:47:ARG:NH2	2.45	0.45
3:ZB:133:MET:HE3	3:ZB:133:MET:HB3	1.78	0.45
40:BD:622:LMT:H102	6:aD:50:LEU:HD21	1.98	0.45
8:CD:10:LEU:C	8:CD:10:LEU:CD2	2.86	0.45
8:CD:191:LEU:C	40:CD:521:LMT:C1	2.89	0.45
8:CD:191:LEU:HD13	7:BE:185:TRP:HE1	1.80	0.45
9:DD:104:TRP:CD1	9:DD:104:TRP:O	2.68	0.45
18:OD:136:VAL:HG22	18:OD:146:PHE:HD1	1.81	0.45

Continued on next page...

Continued from previous page...

Atom-1	Atom-2	Interatomic distance (Å)	Clash overlap (Å)
7:BE:174:LEU:O	7:BE:308:LYS:NZ	2.50	0.45
9:DE:85:LEU:HG	10:EE:69:ARG:CG	2.45	0.45
9:DE:104:TRP:CD1	9:DE:104:TRP:O	2.68	0.45
27:ZE:12:LEU:HD12	27:ZE:50:LEU:HD23	1.96	0.45
28:EF:118:ALA:HB1	4:hF:37:ARG:HH11	1.81	0.45
3:JF:102:THR:CG2	3:JF:102:THR:O	2.63	0.45
3:XF:59:PHE:HD2	1:BH:217:ASP:CB	2.29	0.45
3:IG:8:ILE:O	3:IG:8:ILE:HG22	2.16	0.45
4:JG:96:MET:HE2	4:JG:96:MET:HB3	1.85	0.45
4:SG:116:TYR:HE1	33:SG:201:CYC:HHB	1.80	0.45
1:BH:209:GLN:OE1	4:cF:67:ARG:HD3	2.16	0.45
1:BJ:23:VAL:HG23	31:fJ:113:ALA:HA	1.98	0.45
4:MK:88:TYR:CE1	4:MK:112:LEU:HD13	2.51	0.45
3:NL:65:VAL:HG11	33:NL:201:CYC:OC	2.16	0.45
3:NL:141:LEU:HB3	3:NL:146:ALA:HB2	1.98	0.45
29:QL:8:LEU:HD23	29:QL:27:LEU:CD2	2.47	0.45
29:QL:128:VAL:HG21	29:QL:165:SER:HB2	1.98	0.45
3:RL:83:ARG:NH2	3:RL:87:TYR:OH	2.46	0.45
33:WL:201:CYC:HMA3	33:WL:201:CYC:HB	1.81	0.45
40:B1:623:LMT:C1'	13:i1:1:MET:HE3	2.22	0.45
7:b1:257:TRP:HB2	7:b1:452:THR:HG21	1.97	0.45
8:c1:448:ARG:HD2	9:d1:223:PHE:CE2	2.51	0.45
9:d1:17:VAL:HG21	25:x1:32:GLN:HG2	1.97	0.45
9:d1:92:LEU:HD12	9:d1:104:TRP:CZ3	2.51	0.45
11:f1:38:ALA:O	11:f1:42:ILE:HG23	2.15	0.45
31:d2:95:VAL:HG21	31:d2:154:LEU:CD2	2.47	0.45
31:f2:66:THR:HA	31:f2:74:TYR:CD1	2.50	0.45
31:f2:113:ALA:HA	1:B2:23:VAL:HG23	1.98	0.45
1:B2:237:ARG:NH1	3:O4:76:GLU:HA	2.30	0.45
32:m3:102:ALA:CB	32:m3:166:ARG:NH1	2.77	0.45
4:Y4:33:THR:HG23	4:Y4:37:ARG:HH12	1.81	0.45
2:B4:132:PHE:O	2:B4:132:PHE:CD1	2.70	0.45
2:B4:165:ARG:NH1	33:B4:1002:CYC:O2A	2.49	0.45
3:O4:51:ILE:O	3:O4:51:ILE:HG22	2.16	0.45
31:b5:2:LYS:HZ1	31:h5:15:GLN:CB	2.30	0.45
32:g5:86:MET:CG	33:g5:202:CYC:HBC1	2.46	0.45
32:g6:102:ALA:HB2	32:g6:166:ARG:HH11	1.82	0.45
32:k6:102:ALA:HB2	32:k6:166:ARG:HH11	1.81	0.45
31:h7:84:CYS:HB2	33:h7:201:CYC:CAC	2.35	0.45
31:b8:32:ARG:CB	31:h8:32:ARG:HH22	2.29	0.45
31:d8:66:THR:HA	31:d8:74:TYR:CD1	2.50	0.45

Continued on next page...

Continued from previous page...

Atom-1	Atom-2	Interatomic distance (Å)	Clash overlap (Å)
32:i8:75:THR:OG1	32:i8:78:ARG:HB2	2.16	0.45
31:d9:66:THR:HA	31:d9:74:TYR:CD1	2.50	0.45
31:h9:95:VAL:HG21	31:h9:154:LEU:CD2	2.47	0.45
32:kA:86:MET:CG	33:kA:201:CYC:HBC1	2.46	0.45
31:dC:66:THR:HA	31:dC:74:TYR:CD1	2.50	0.45
31:dC:95:VAL:HG21	31:dC:154:LEU:CD2	2.47	0.45
32:iC:75:THR:OG1	32:iC:78:ARG:HB2	2.16	0.45
32:mC:72:ASN:HD22	32:mC:123:PRO:HG3	1.80	0.45
6:aD:283:ILE:O	6:aD:287:SER:N	2.41	0.45
7:bD:38:ALA:HA	7:bD:41:GLU:HB2	1.96	0.45
7:bD:257:TRP:HB2	7:bD:452:THR:HG21	1.97	0.45
8:cD:249:ARG:HD3	13:iD:26:ASN:HD21	1.81	0.45
18:oD:136:VAL:HG22	18:oD:146:PHE:HD1	1.81	0.45
18:oD:200:VAL:HG21	18:oD:207:ASP:HA	1.98	0.45
8:cE:249:ARG:HD3	13:iE:26:ASN:HD21	1.81	0.45
9:dE:110:LEU:C	9:dE:112:ALA:N	2.69	0.45
4:aF:96:MET:HE3	4:aF:96:MET:HB3	1.77	0.45
5:2G:36:TRP:O	5:2G:40:GLN:N	2.47	0.45
32:cH:72:ASN:HD22	32:cH:123:PRO:HG3	1.80	0.45
31:dH:8:ALA:HB1	31:dH:23:GLU:HG2	1.97	0.45
32:gH:59:LEU:CD1	32:gH:130:GLY:CA	2.90	0.45
32:iI:40:SER:O	32:iI:44:ILE:CB	2.64	0.45
33:jI:202:CYC:HBC1	32:kI:40:SER:HB3	1.96	0.45
32:kI:86:MET:CG	33:kI:201:CYC:HBC1	2.46	0.45
32:mJ:102:ALA:HB2	32:mJ:166:ARG:HH11	1.81	0.45
4:cK:134:LYS:NZ	4:cK:154:ASP:OD1	2.47	0.45
30:mK:2:THR:OG1	30:mK:3:VAL:N	2.49	0.45
1:BA:23:VAL:HB	31:fA:108:ASP:O	2.16	0.45
1:BA:231:PRO:HG2	3:QB:56:ASN:OD1	2.16	0.45
2:BB:282:SER:OG	2:BB:283:GLY:N	2.49	0.45
2:CB:766:ARG:HE	33:tB:1001:CYC:HBA1	1.81	0.45
3:OB:82:LEU:CG	1:B9:235:VAL:HG12	2.39	0.45
4:PB:154:ASP:N	4:PB:154:ASP:OD1	2.47	0.45
1:BC:23:VAL:CG2	31:fC:112:ILE:HG22	2.46	0.45
1:BC:23:VAL:HB	31:fC:108:ASP:O	2.17	0.45
7:BD:340:TRP:HE1	7:BD:428:GLU:HG2	1.79	0.45
36:BD:611:CLA:H102	36:BD:611:CLA:H61	1.57	0.45
18:OD:168:THR:HB	18:oE:166:THR:O	2.16	0.45
7:BE:63:MET:SD	7:BE:93:PHE:CD2	3.09	0.45
7:BE:497:LYS:NZ	9:DE:20:ASP:OD1	2.39	0.45
36:BE:609:CLA:H51	36:BE:609:CLA:H8	1.76	0.45

Continued on next page...

Continued from previous page...

Atom-1	Atom-2	Interatomic distance (Å)	Clash overlap (Å)
40:BE:622:LMT:H102	6:aE:50:LEU:HD21	1.99	0.45
36:CE:514:CLA:HED2	36:CE:514:CLA:H2A	1.98	0.45
9:DE:103:ARG:NH2	9:DE:103:ARG:CG	2.72	0.45
12:HE:16:SER:CB	2:B4:78:GLY:CA	2.94	0.45
19:QE:90:VAL:O	19:QE:98:GLN:NE2	2.50	0.45
27:ZE:40:ILE:HG12	27:ZE:40:ILE:H	1.48	0.45
43:ZE:102:BCR:H11C	43:ZE:102:BCR:H341	1.85	0.45
4:MF:88:TYR:CE1	4:MF:112:LEU:CD1	2.98	0.45
3:AG:126:VAL:HG13	33:AG:201:CYC:HBC3	1.98	0.45
4:HG:71:ASN:HD21	4:HG:121:VAL:HG12	1.82	0.45
3:RG:87:TYR:HB3	33:RG:201:CYC:HBB3	1.97	0.45
4:WG:96:MET:HE3	4:WG:96:MET:HB3	1.82	0.45
3:LK:16:ARG:O	4:MK:94:TYR:OH	2.34	0.45
3:AL:90:ARG:HG2	3:AL:94:TYR:HE2	1.81	0.45
3:IL:134:LYS:CG	3:IL:153:PHE:CD1	2.96	0.45
33:ML:201:CYC:HAA2	33:ML:201:CYC:HHA	1.79	0.45
4:SL:3:ASP:O	4:SL:7:SER:N	2.44	0.45
3:TL:80:THR:O	3:TL:84:ASP:N	2.47	0.45
6:A1:43:THR:HG22	43:I1:102:BCR:H16C	1.99	0.45
9:D1:111:TRP:HA	9:D1:114:VAL:HG22	1.98	0.45
19:Q1:90:VAL:O	19:Q1:98:GLN:NE2	2.50	0.45
6:a1:32:TRP:CZ3	13:i1:22:GLY:HA3	2.51	0.45
7:b1:57:ARG:HE	7:b1:330:MET:HB3	1.81	0.45
10:e1:79:PHE:O	10:e1:80:ILE:HB	2.16	0.45
32:g2:59:LEU:CD1	32:g2:130:GLY:CA	2.90	0.45
31:h2:95:VAL:HG21	31:h2:154:LEU:CD2	2.47	0.45
31:j2:95:VAL:HG21	31:j2:154:LEU:CD2	2.47	0.45
32:m2:162:GLY:O	32:m2:166:ARG:HG3	2.17	0.45
31:b3:91:TYR:O	31:b3:95:VAL:HG23	2.17	0.45
33:e3:201:CYC:HBA1	1:B3:15:ASN:HA	1.97	0.45
32:i3:149:THR:O	33:i3:201:CYC:NC	2.45	0.45
32:k3:72:ASN:HD22	32:k3:123:PRO:HG3	1.81	0.45
32:m3:162:GLY:O	32:m3:166:ARG:HG3	2.17	0.45
5:U4:20:ARG:NH2	4:R4:91:TYR:OH	2.49	0.45
3:s4:130:VAL:HG21	3:s4:156:LEU:HD23	1.97	0.45
4:v4:74:THR:OG1	4:v4:75:THR:N	2.49	0.45
2:B4:60:LEU:HD13	2:B4:171:LEU:HD11	1.98	0.45
2:B4:735:ARG:HD3	2:B4:736:GLU:N	2.31	0.45
1:B5:230:ARG:O	1:B5:233:ASN:ND2	2.50	0.45
31:h5:95:VAL:HG21	31:h5:154:LEU:CD2	2.47	0.45
32:i5:40:SER:O	32:i5:44:ILE:CB	2.64	0.45

Continued on next page...

Continued from previous page...

Atom-1	Atom-2	Interatomic distance (Å)	Clash overlap (Å)
31:l5:95:VAL:HG21	31:l5:154:LEU:CD2	2.46	0.45
31:b6:2:LYS:HZ2	31:h6:17:ARG:HD2	1.81	0.45
32:c6:150:PRO:O	32:c6:150:PRO:CD	2.63	0.45
32:k6:72:ASN:HD22	32:k6:123:PRO:HG3	1.81	0.45
33:m6:201:CYC:CBD	33:m6:201:CYC:CHA	2.85	0.45
1:B6:209:GLN:CD	1:B6:209:GLN:C	2.85	0.45
31:f7:95:VAL:HG21	31:f7:154:LEU:CD2	2.46	0.45
31:f7:113:ALA:C	1:B7:21:TYR:O	2.59	0.45
32:g7:86:MET:SD	33:g7:202:CYC:CBC	3.05	0.45
31:d8:130:ILE:CD1	31:d8:162:SER:OG	2.63	0.45
31:b9:33:GLN:CB	31:h9:25:GLN:HE21	2.29	0.45
32:i9:72:ASN:HD22	32:i9:123:PRO:HG3	1.80	0.45
31:bA:8:ALA:HB1	31:bA:23:GLU:HG2	1.97	0.45
33:cA:202:CYC:HAB2	31:hA:149:GLU:CG	2.47	0.45
31:fA:91:TYR:O	31:fA:95:VAL:HG23	2.17	0.45
31:hA:149:GLU:C	31:hA:152:SER:HG	2.17	0.45
32:iA:59:LEU:CD1	32:iA:130:GLY:CA	2.90	0.45
6:aD:121:ILE:HG13	39:aD:407:LMG:H182	1.97	0.45
37:aD:408:PL9:H401	37:aD:408:PL9:H421	1.69	0.45
7:bD:174:LEU:O	7:bD:308:LYS:NZ	2.50	0.45
43:bD:617:BCR:H15C	43:bD:617:BCR:H351	1.82	0.45
9:dD:102:THR:CG2	40:dD:413:LMT:O6'	2.64	0.45
9:dD:104:TRP:CD1	9:dD:104:TRP:C	2.86	0.45
6:aE:136:ARG:HA	13:iE:32:PRO:CD	2.46	0.45
7:bE:174:LEU:O	7:bE:308:LYS:NZ	2.50	0.45
8:cE:448:ARG:HD2	9:dE:223:PHE:CE2	2.51	0.45
4:nF:106:GLU:O	4:nF:110:ASN:ND2	2.43	0.45
31:bH:8:ALA:HB1	31:bH:23:GLU:HG2	1.97	0.45
31:dH:95:VAL:HG21	31:dH:154:LEU:CD2	2.47	0.45
32:gH:162:GLY:O	32:gH:166:ARG:HG3	2.17	0.45
32:cI:150:PRO:O	32:cI:150:PRO:CD	2.63	0.45
31:dJ:148:VAL:CG1	33:mJ:201:CYC:CMB	2.83	0.45
32:gJ:102:ALA:CB	32:gJ:166:ARG:NH1	2.77	0.45
32:iJ:86:MET:CG	33:iJ:202:CYC:HBC1	2.46	0.45
3:fK:24:ASP:N	3:fK:24:ASP:OD1	2.42	0.45
3:fK:71:ASN:ND2	3:fK:121:THR:OG1	2.49	0.45
4:hK:81:CYS:CA	33:hK:201:CYC:HHD	2.25	0.45
2:BB:735:ARG:HD3	2:BB:736:GLU:N	2.32	0.45
2:BB:756:ILE:HD11	2:BB:784:LEU:HD23	1.98	0.45
2:CB:282:SER:OG	2:CB:283:GLY:N	2.49	0.45
3:OB:51:ILE:O	3:OB:51:ILE:HG22	2.16	0.45

Continued on next page...

Continued from previous page...

Atom-1	Atom-2	Interatomic distance (Å)	Clash overlap (Å)
3:QB:20:PRO:HA	3:QB:23:LEU:HB2	1.98	0.45
3:QB:87:TYR:HB3	33:QB:201:CYC:HBB3	1.98	0.45
7:BD:174:LEU:O	7:BD:308:LYS:NZ	2.50	0.45
40:BD:623:LMT:O1B	13:iD:1:MET:CE	2.52	0.45
36:CD:514:CLA:H2A	36:CD:514:CLA:HED2	1.98	0.45
9:DD:19:ASP:OD1	9:DD:23:LYS:NZ	2.45	0.45
7:BE:83:GLU:C	7:BE:83:GLU:CD	2.84	0.45
8:CE:13:ARG:CD	8:CE:13:ARG:N	2.73	0.45
8:CE:122:ARG:HG2	27:ZE:33:TRP:HZ3	0.65	0.45
8:CE:390:SER:CB	8:CE:394:VAL:HG23	2.45	0.45
28:EF:131:ARG:HB3	4:YF:62:TYR:CB	2.24	0.45
28:EF:136:ASN:CG	29:gF:64:PRO:HD2	2.32	0.45
4:KF:6:THR:O	4:KF:10:ASN:ND2	2.48	0.45
3:GG:23:LEU:HD22	4:HG:38:VAL:HG23	1.97	0.45
3:IG:126:VAL:HG22	33:IG:201:CYC:HMC1	1.99	0.45
4:JG:51:ILE:HD13	4:JG:137:THR:HG22	1.99	0.45
1:BH:230:ARG:O	1:BH:233:ASN:ND2	2.50	0.45
1:BI:240:LEU:HD13	4:a4:62:TYR:O	2.16	0.45
1:BJ:211:LYS:HD2	1:BJ:211:LYS:H	1.81	0.45
1:BJ:226:LYS:HD3	3:4G:66:VAL:HG13	1.92	0.45
28:EK:131:ARG:HB3	4:YK:62:TYR:CB	2.24	0.45
4:IK:15:GLN:HB3	4:IK:17:LYS:HE2	1.97	0.45
4:HL:71:ASN:HD21	4:HL:121:VAL:HG12	1.82	0.45
3:IL:43:MET:HE1	3:IL:137:ALA:HB1	1.98	0.45
3:IL:88:TYR:CZ	33:IL:201:CYC:HMB1	2.51	0.45
3:KL:131:ARG:NH2	4:7L:50:ASN:OD1	2.48	0.45
4:ML:30:TYR:HE1	4:ML:99:GLY:HA3	1.82	0.45
3:NL:97:VAL:HG11	4:OL:27:LEU:HD13	1.98	0.45
7:B1:73:GLN:HB2	7:B1:88:PRO:CB	2.33	0.45
7:B1:496:GLN:HB2	7:B1:503:THR:O	2.17	0.45
36:b1:612:CLA:H61	36:b1:612:CLA:H102	1.57	0.45
27:z1:16:SER:HB3	27:z1:47:TRP:HE1	1.81	0.45
31:d2:8:ALA:HB1	31:d2:23:GLU:HG2	1.97	0.45
32:k2:102:ALA:HB2	32:k2:166:ARG:HH11	1.81	0.45
3:w4:155:TYR:O	3:w4:159:ALA:N	2.49	0.45
2:B4:460:ILE:HD11	2:B4:483:ARG:NE	2.24	0.45
2:C4:774:LYS:HE3	2:C4:776:GLU:OE2	2.15	0.45
31:b5:84:CYS:HG	33:b5:201:CYC:HAC2	1.78	0.45
32:i5:86:MET:CG	33:i5:202:CYC:HBC1	2.46	0.45
32:m5:162:GLY:O	32:m5:166:ARG:HG3	2.17	0.45
31:f6:95:VAL:HG21	31:f6:154:LEU:CD2	2.47	0.45

Continued on next page...

Continued from previous page...

Atom-1	Atom-2	Interatomic distance (Å)	Clash overlap (Å)
31:f6:149:GLU:C	31:f6:152:SER:HG	2.17	0.45
31:h6:91:TYR:O	31:h6:95:VAL:HG23	2.16	0.45
31:j6:91:TYR:O	31:j6:95:VAL:HG23	2.17	0.45
32:m6:162:GLY:O	32:m6:166:ARG:HG3	2.17	0.45
33:c7:202:CYC:HAB2	31:h7:149:GLU:CG	2.47	0.45
33:g7:201:CYC:CBD	33:g7:201:CYC:CHA	2.86	0.45
31:j7:95:VAL:HG21	31:j7:154:LEU:CD2	2.47	0.45
32:m7:102:ALA:HB2	32:m7:166:ARG:HH11	1.81	0.45
33:c8:202:CYC:HAB2	31:h8:149:GLU:CG	2.47	0.45
32:i8:40:SER:O	32:i8:44:ILE:CB	2.64	0.45
31:b9:2:LYS:HZ2	31:h9:17:ARG:HD2	1.81	0.45
32:k9:86:MET:CG	33:k9:201:CYC:HBC1	2.46	0.45
33:cA:202:CYC:HBD1	33:cA:202:CYC:CHA	2.28	0.45
31:fA:95:VAL:HG21	31:fA:154:LEU:CD2	2.47	0.45
31:jA:95:VAL:HG21	31:jA:154:LEU:CD2	2.47	0.45
32:mA:162:GLY:O	32:mA:166:ARG:HG3	2.17	0.45
4:vB:74:THR:OG1	4:vB:75:THR:N	2.49	0.45
31:fC:91:TYR:O	31:fC:95:VAL:HG23	2.17	0.45
6:aD:169:SER:OG	6:aD:170:ASP:N	2.48	0.45
10:eD:42:LEU:HD11	20:rD:5:ILE:HG13	1.98	0.45
43:kD:102:BCR:H11C	43:kD:102:BCR:H341	1.85	0.45
18:oD:163:SER:OG	18:oD:164:ILE:N	2.49	0.45
8:cE:412:TRP:HH2	36:cE:506:CLA:H2	1.81	0.45
9:dE:19:ASP:OD1	9:dE:23:LYS:NZ	2.45	0.45
9:dE:123:ILE:HD13	36:dE:403:CLA:HAB	1.98	0.45
25:xE:25:VAL:HG13	25:xE:29:PHE:HD2	1.82	0.45
3:kF:127:ALA:HB2	3:kF:160:MET:HB2	1.98	0.45
3:4G:23:LEU:HD12	4:5G:38:VAL:HG23	1.98	0.45
3:6G:91:LEU:HD12	3:6G:104:ILE:HD13	1.97	0.45
31:dH:91:TYR:O	31:dH:95:VAL:HG23	2.17	0.45
31:fH:8:ALA:HB1	31:fH:23:GLU:HG2	1.97	0.45
32:gH:86:MET:SD	33:gH:202:CYC:CBC	3.05	0.45
31:bI:91:TYR:O	31:bI:95:VAL:HG23	2.17	0.45
31:dI:95:VAL:HG21	31:dI:154:LEU:CD2	2.47	0.45
32:eI:59:LEU:CD1	32:eI:130:GLY:CA	2.90	0.45
31:hI:8:ALA:HB1	31:hI:23:GLU:HG2	1.97	0.45
32:iI:75:THR:OG1	32:iI:78:ARG:HB2	2.16	0.45
31:jI:106:PRO:CD	31:jI:107:MET:H	2.08	0.45
32:kI:86:MET:SD	33:kI:201:CYC:CBC	3.05	0.45
31:dJ:64:PRO:CD	31:dJ:65:TYR:H	2.19	0.45
31:hJ:91:TYR:O	31:hJ:95:VAL:HG23	2.16	0.45

Continued on next page...

Continued from previous page...

Atom-1	Atom-2	Interatomic distance (Å)	Clash overlap (Å)
32:iJ:86:MET:SD	33:iJ:202:CYC:CBC	3.05	0.45
32:kJ:72:ASN:HD22	32:kJ:123:PRO:HG3	1.81	0.45
29:gK:134:LEU:O	29:gK:138:ALA:N	2.49	0.45
3:6L:91:LEU:HD11	3:6L:107:ILE:HB	1.98	0.45
2:BB:190:VAL:HG13	2:BB:242:PHE:HD1	1.82	0.45
2:BB:634:ARG:NH2	33:JL:201:CYC:O1D	2.49	0.45
2:CB:165:ARG:NH1	33:CB:1001:CYC:O2A	2.49	0.45
2:CB:860:GLU:OE2	2:CB:874:ARG:NH2	2.50	0.45
3:OB:76:GLU:CG	3:OB:77:MET:N	2.79	0.45
3:SB:145:ASP:OD1	3:SB:145:ASP:N	2.45	0.45
3:VB:130:VAL:HG13	3:VB:157:ILE:HG12	1.99	0.45
3:ZB:16:ARG:HH22	3:ZB:19:SER:HB2	1.81	0.45
7:BD:496:GLN:HB2	7:BD:503:THR:O	2.17	0.45
36:BD:603:CLA:H41	36:BD:603:CLA:H61	1.81	0.45
8:CD:190:THR:CG2	8:CD:192:ASN:HD21	2.29	0.45
8:CD:310:LYS:HB3	8:CD:310:LYS:HZ3	1.82	0.45
36:CD:511:CLA:HBA1	36:CD:511:CLA:H3A	1.71	0.45
18:OD:55:ARG:NH1	18:oE:229:SER:HG	2.04	0.45
7:BE:57:ARG:HE	7:BE:330:MET:HB3	1.81	0.45
7:BE:212:ALA:HB2	36:HE:103:CLA:HMC3	1.98	0.45
3:JF:154:ASP:HB2	4:cF:46:ALA:HB2	1.98	0.45
3:ZF:109:VAL:HG13	3:ZF:159:ALA:HB1	1.97	0.45
3:IG:83:ARG:HH22	33:IG:201:CYC:HMA1	1.73	0.45
3:IG:113:ARG:O	3:IG:117:LYS:HG3	2.17	0.45
3:IG:150:GLY:HA2	3:IG:153:PHE:HD2	1.82	0.45
4:MG:30:TYR:HE1	4:MG:99:GLY:HA3	1.82	0.45
1:BH:23:VAL:HG23	31:fH:113:ALA:HA	1.98	0.45
1:BI:214:LYS:NZ	3:q4:83:ARG:HB2	2.32	0.45
4:YK:75:THR:OG1	3:ZK:115:MET:SD	2.74	0.45
3:IL:29:PHE:O	3:IL:31:THR:C	2.56	0.45
4:SL:113:LYS:O	4:SL:117:ASN:ND2	2.41	0.45
4:SL:116:TYR:HE1	33:SL:201:CYC:HHB	1.80	0.45
7:B1:78:TRP:CD1	7:B1:78:TRP:H	2.34	0.45
6:a1:50:LEU:HD21	40:a1:401:LMT:H102	1.99	0.45
7:b1:174:LEU:O	7:b1:308:LYS:NZ	2.50	0.45
9:d1:123:ILE:HD13	36:d1:403:CLA:HAB	1.98	0.45
32:c2:162:GLY:O	32:c2:166:ARG:HG3	2.17	0.45
32:g2:86:MET:SD	33:g2:202:CYC:CBC	3.05	0.45
32:i2:8:VAL:HG12	32:i2:19:LEU:HD22	1.97	0.45
1:B2:204:ARG:O	3:o4:77:MET:HE1	2.16	0.45
32:c3:102:ALA:HB2	32:c3:166:ARG:HH11	1.81	0.45

Continued on next page...

Continued from previous page...

Atom-1	Atom-2	Interatomic distance (Å)	Clash overlap (Å)
33:g3:201:CYC:CBD	33:g3:201:CYC:CHA	2.86	0.45
32:i3:40:SER:O	32:i3:44:ILE:CB	2.64	0.45
32:k3:86:MET:SD	33:k3:201:CYC:CBC	3.05	0.45
3:V4:112:VAL:HA	3:V4:115:MET:HE2	1.98	0.45
4:z4:83:ARG:NH2	2:B4:771:TYR:OH	2.49	0.45
2:B4:252:ARG:NE	2:B4:415:GLU:OE1	2.41	0.45
2:B4:591:THR:OG1	2:B4:592:VAL:N	2.49	0.45
32:m5:148:ILE:HG21	33:m5:201:CYC:CHD	2.47	0.45
31:f6:66:THR:HA	31:f6:74:TYR:CD1	2.50	0.45
32:g6:162:GLY:O	32:g6:166:ARG:HG3	2.17	0.45
32:k6:84:ARG:NH2	31:l6:117:GLU:OE1	2.40	0.45
1:B6:214:LYS:NZ	1:B6:214:LYS:CB	2.72	0.45
31:b7:33:GLN:CB	31:h7:25:GLN:HE21	2.28	0.45
31:d7:91:TYR:O	31:d7:95:VAL:HG23	2.17	0.45
1:B8:220:ASN:HB3	1:B8:222:LEU:HD11	1.98	0.45
1:B8:230:ARG:O	1:B8:233:ASN:ND2	2.50	0.45
31:d8:95:VAL:HG21	31:d8:154:LEU:CD2	2.47	0.45
32:g8:86:MET:SD	33:g8:202:CYC:CBC	3.05	0.45
31:j8:91:TYR:O	31:j8:95:VAL:HG23	2.17	0.45
33:c9:202:CYC:HAB2	31:h9:149:GLU:CG	2.47	0.45
32:g9:102:ALA:CB	32:g9:166:ARG:NH1	2.77	0.45
32:k9:86:MET:SD	33:k9:201:CYC:CBC	3.05	0.45
1:B9:214:LYS:HB2	1:B9:214:LYS:HZ3	1.79	0.45
31:bA:32:ARG:CB	31:hA:32:ARG:HH22	2.29	0.45
31:hA:95:VAL:HG21	31:hA:154:LEU:CD2	2.47	0.45
32:kA:59:LEU:CD1	32:kA:130:GLY:CA	2.90	0.45
31:lA:95:VAL:HG21	31:lA:154:LEU:CD2	2.46	0.45
32:gC:86:MET:SD	33:gC:301:CYC:CBC	3.05	0.45
32:kC:86:MET:SD	33:kC:201:CYC:CBC	3.05	0.45
7:bD:57:ARG:HE	7:bD:330:MET:HB3	1.81	0.45
36:cD:510:CLA:H3A	36:cD:510:CLA:HBA1	1.64	0.45
9:dD:123:ILE:HD13	36:dD:403:CLA:HAB	1.98	0.45
18:oD:35:TYR:HB2	18:oD:38:ILE:HD12	1.99	0.45
18:oD:80:VAL:O	18:oD:97:ARG:NH1	2.50	0.45
25:xD:25:VAL:HG13	25:xD:29:PHE:HD2	1.82	0.45
6:aE:233:GLN:O	9:dE:265:ARG:NH1	2.49	0.45
18:oE:35:TYR:HB2	18:oE:38:ILE:HD12	1.99	0.45
18:oE:80:VAL:O	18:oE:97:ARG:NH1	2.50	0.45
4:7G:63:SER:OG	4:7G:64:ASP:N	2.49	0.45
31:bH:91:TYR:O	31:bH:95:VAL:HG23	2.17	0.45
32:eH:113:LEU:C	32:eH:116:THR:HG1	2.23	0.45

Continued on next page...

Continued from previous page...

Atom-1	Atom-2	Interatomic distance (Å)	Clash overlap (Å)
32:gH:86:MET:CG	33:gH:202:CYC:HBC1	2.46	0.45
31:lH:95:VAL:HG21	31:lH:154:LEU:CD2	2.46	0.45
32:cI:72:ASN:HD22	32:cI:123:PRO:HG3	1.80	0.45
31:lI:91:TYR:O	31:lI:95:VAL:HG23	2.17	0.45
31:dJ:95:VAL:HG21	31:dJ:154:LEU:CD2	2.47	0.45
32:gJ:3:ASP:N	32:gJ:6:THR:OG1	2.38	0.45
4:hK:77:ARG:HA	33:hK:201:CYC:HMD1	1.98	0.45
4:1L:56:VAL:HA	4:1L:60:LEU:HB2	1.99	0.45
3:4L:77:MET:HA	3:4L:80:THR:HG22	1.98	0.45
2:BB:55:GLU:O	2:BB:59:VAL:HG23	2.17	0.45
2:BB:81:PRO:HA	7:BD:127:ARG:NH2	2.31	0.45
2:CB:155:TYR:HD1	8:cD:10:LEU:HD22	1.81	0.45
3:QB:69:GLY:O	3:uB:62:ARG:NH1	2.43	0.45
3:SB:99:GLY:O	3:SB:152:TYR:OH	2.30	0.45
3:ZB:20:PRO:HA	3:ZB:23:LEU:HB2	1.98	0.45
6:AD:341:LEU:HD11	24:VD:72:LYS:HD2	1.98	0.45
7:BD:63:MET:SD	7:BD:93:PHE:CD2	3.09	0.45
8:CD:14:ASP:CG	8:CD:15:GLN:N	2.74	0.45
9:DD:79:SER:OG	9:DD:80:THR:N	2.49	0.45
9:DD:88:SER:CB	10:ED:69:ARG:HH22	2.20	0.45
6:AE:210:LEU:HD13	45:DE:401:PHO:C4C	2.45	0.45
6:AE:341:LEU:HD11	24:VE:72:LYS:HD2	1.98	0.45
7:BE:75:TRP:CZ3	7:BE:94:GLU:HG3	2.27	0.45
7:BE:256:MET:O	7:BE:448:ARG:NH1	2.43	0.45
8:CE:169:LEU:HD22	36:CE:504:CLA:H191	1.97	0.45
9:DE:93:TRP:HB3	9:DE:99:TRP:CZ3	2.50	0.45
18:OE:80:VAL:O	18:OE:97:ARG:NH1	2.50	0.45
18:OE:163:SER:OG	18:OE:164:ILE:N	2.49	0.45
28:EF:123:LEU:HD21	4:YF:134:LYS:HZ1	1.75	0.45
4:KF:3:ASP:O	4:KF:7:SER:N	2.48	0.45
4:KF:62:TYR:O	4:KF:67:ARG:NH1	2.43	0.45
3:IG:3:ILE:HD12	3:IG:29:PHE:CZ	2.35	0.45
3:NG:113:ARG:NE	3:NG:160:MET:O	2.50	0.45
3:PG:80:THR:O	3:PG:84:ASP:N	2.48	0.45
30:VG:9:LEU:HD11	4:WG:1:MET:HG2	1.99	0.45
1:BI:206:PHE:C	1:BI:207:VAL:CG1	2.90	0.45
4:MK:96:MET:HE2	4:MK:96:MET:HB3	1.77	0.45
3:AL:126:VAL:HG13	33:AL:201:CYC:HBC3	1.98	0.45
28:BL:117:PHE:HB2	28:BL:118:ALA:H	1.30	0.45
3:NL:75:GLU:CG	1:B5:197:VAL:HG13	2.38	0.45
3:TL:30:VAL:HG11	4:UL:34:GLY:HA3	1.97	0.45

Continued on next page...

Continued from previous page...

Atom-1	Atom-2	Interatomic distance (Å)	Clash overlap (Å)
7:B1:86:ASP:HB2	7:B1:87:ASN:OD1	2.17	0.45
7:B1:485:ASP:OD1	7:B1:485:ASP:N	2.45	0.45
36:B1:611:CLA:H102	36:B1:611:CLA:H61	1.57	0.45
6:a1:140:ARG:CZ	9:d1:231:THR:HG21	2.46	0.45
6:a1:169:SER:OG	6:a1:170:ASP:N	2.48	0.45
8:c1:249:ARG:HD3	13:i1:26:ASN:HD21	1.81	0.45
32:g2:102:ALA:HB2	32:g2:166:ARG:HH11	1.82	0.45
32:i2:86:MET:SD	33:i2:202:CYC:CBC	3.05	0.45
31:l2:95:VAL:HG21	31:l2:154:LEU:CD2	2.46	0.45
32:c3:145:PRO:O	32:c3:145:PRO:CD	2.63	0.45
33:c3:202:CYC:HAB2	31:h3:149:GLU:CG	2.47	0.45
31:d3:93:ARG:NH1	32:e3:16:GLY:O	2.50	0.45
32:i3:59:LEU:CD1	32:i3:130:GLY:CA	2.90	0.45
32:m3:102:ALA:HB2	32:m3:166:ARG:HH11	1.81	0.45
3:Z4:114:GLU:HA	3:Z4:117:LYS:HE3	1.98	0.45
3:V4:6:LYS:HA	3:V4:6:LYS:HD3	1.86	0.45
4:W4:104:LEU:HD11	4:W4:156:ILE:HG12	1.98	0.45
3:X4:91:LEU:HB3	3:X4:104:ILE:HD13	1.98	0.45
4:v4:3:ASP:H	4:v4:6:THR:HG1	1.64	0.45
3:o4:23:LEU:HD21	4:p4:38:VAL:HG22	1.98	0.45
2:C4:85:LEU:CD1	2:C4:85:LEU:C	2.86	0.45
2:C4:151:ASN:HD22	8:cE:125:GLU:CD	2.24	0.45
2:C4:190:VAL:HG13	2:C4:242:PHE:HD1	1.82	0.45
31:h5:106:PRO:CD	31:h5:107:MET:H	2.08	0.45
32:i6:72:ASN:HD22	32:i6:123:PRO:HG3	1.80	0.45
31:l6:91:TYR:O	31:l6:95:VAL:HG23	2.17	0.45
32:c8:150:PRO:O	32:c8:150:PRO:CD	2.64	0.45
31:h8:91:TYR:O	31:h8:95:VAL:HG23	2.16	0.45
32:i8:162:GLY:O	32:i8:166:ARG:HG3	2.17	0.45
33:j8:202:CYC:HMD1	32:k8:151:GLY:CA	2.41	0.45
32:c9:145:PRO:O	32:c9:145:PRO:CD	2.63	0.45
32:g9:102:ALA:HB2	32:g9:166:ARG:HH11	1.82	0.45
31:h9:91:TYR:O	31:h9:95:VAL:HG23	2.16	0.45
32:i9:86:MET:SD	33:i9:202:CYC:CBC	3.05	0.45
31:l9:95:VAL:HG21	31:l9:154:LEU:CD2	2.46	0.45
32:eA:113:LEU:C	32:eA:116:THR:HG1	2.22	0.45
3:sB:20:PRO:HA	3:sB:23:LEU:HB2	1.99	0.45
3:oB:130:VAL:HA	3:oB:133:MET:HG2	1.99	0.45
4:pB:105:ASP:N	4:pB:105:ASP:OD1	2.50	0.45
3:qB:4:VAL:O	3:qB:4:VAL:CG1	2.65	0.45
31:dC:8:ALA:HB1	31:dC:23:GLU:HG2	1.97	0.45

Continued on next page...

Continued from previous page...

Atom-1	Atom-2	Interatomic distance (Å)	Clash overlap (Å)
8:cD:132:SER:O	8:cD:132:SER:OG	2.23	0.45
9:dD:89:LEU:O	9:dD:90:LEU:C	2.56	0.45
45:dD:402:PHO:C8	45:dD:402:PHO:C6	2.95	0.45
45:dD:402:PHO:C8	45:dD:402:PHO:H62	2.47	0.45
13:iD:29:SER:C	13:iD:31:ASN:H	2.23	0.45
6:aE:121:ILE:HG13	39:aE:407:LMG:H182	1.97	0.45
7:bE:57:ARG:HE	7:bE:330:MET:HB3	1.81	0.45
9:dE:102:THR:CG2	40:dE:413:LMT:O6'	2.64	0.45
18:oE:215:ASN:HB3	18:oE:252:SER:HB3	1.97	0.45
3:4G:77:MET:HA	3:4G:80:THR:HG22	1.99	0.45
4:7G:56:VAL:HG23	4:7G:60:LEU:HD12	1.98	0.45
31:bH:33:GLN:CB	31:hH:25:GLN:HE21	2.29	0.45
32:iH:86:MET:SD	33:iH:202:CYC:CBC	3.05	0.45
32:kH:86:MET:SD	33:kH:201:CYC:CBC	3.05	0.45
31:dI:91:TYR:O	31:dI:95:VAL:HG23	2.17	0.45
32:gI:162:GLY:O	32:gI:166:ARG:HG3	2.17	0.45
31:jI:95:VAL:HG21	31:jI:154:LEU:CD2	2.47	0.45
31:lI:57:GLN:C	31:bJ:70:GLN:HE22	2.24	0.45
32:mI:162:GLY:O	32:mI:166:ARG:HG3	2.17	0.45
31:bJ:91:TYR:O	31:bJ:95:VAL:HG23	2.17	0.45
33:cJ:202:CYC:HAB2	31:hJ:149:GLU:CG	2.47	0.45
32:gJ:102:ALA:HB2	32:gJ:166:ARG:HH11	1.82	0.45
32:kJ:84:ARG:NH2	31:lJ:117:GLU:OE1	2.40	0.45
32:kJ:102:ALA:HB2	32:kJ:166:ARG:HH11	1.81	0.45
4:eK:88:TYR:HH	4:eK:116:TYR:HH	1.63	0.45
29:gK:55:ALA:HB1	29:gK:134:LEU:CD2	2.44	0.45
1:BA:21:TYR:O	31:fA:113:ALA:C	2.59	0.45
2:CB:468:GLN:HG3	33:cK:201:CYC:HBB2	1.98	0.45
4:TB:3:ASP:H	4:TB:6:THR:HG1	1.63	0.45
4:WB:62:TYR:CG	1:B7:239:ALA:HB1	2.51	0.45
3:ZB:161:SER:O	3:ZB:161:SER:OG	2.33	0.45
6:AD:135:TYR:CB	13:ID:31:ASN:HD21	2.30	0.45
26:YD:66:ILE:O	26:YD:70:LEU:N	2.43	0.45
7:BE:63:MET:SD	7:BE:93:PHE:CE2	3.10	0.45
7:BE:235:GLU:OE2	7:BE:472:ARG:HB3	2.17	0.45
7:BE:496:GLN:HB2	7:BE:503:THR:O	2.17	0.45
3:JF:80:THR:HB	33:JF:201:CYC:C3D	2.47	0.45
4:MF:127:VAL:HA	4:MF:130:ILE:HG22	1.99	0.45
4:YF:75:THR:OG1	3:ZF:115:MET:SD	2.74	0.45
4:YF:108:VAL:HG23	33:YF:201:CYC:CAB	2.43	0.45
33:YF:201:CYC:O2A	2:C4:641:PHE:CD2	2.69	0.45

Continued on next page...

Continued from previous page...

Atom-1	Atom-2	Interatomic distance (Å)	Clash overlap (Å)
3:GG:43:MET:HE3	3:GG:43:MET:HB2	1.80	0.45
4:MG:117:ASN:HB3	2:B4:478:ARG:HA	1.98	0.45
1:BI:62:LYS:NZ	31:jI:117:GLU:HA	2.32	0.45
1:BI:194:PHE:CB	32:gI:120:LEU:O	2.65	0.45
1:BI:209:GLN:CD	1:BI:209:GLN:C	2.85	0.45
33:MK:201:CYC:HMD1	33:MK:201:CYC:HC	1.82	0.45
28:BL:144:ALA:HB3	3:KL:75:GLU:OE2	2.17	0.45
4:HL:7:SER:O	4:HL:11:SER:N	2.47	0.45
3:NL:113:ARG:NE	3:NL:160:MET:O	2.50	0.45
4:SL:65:ILE:HA	4:SL:70:GLY:HA3	1.97	0.45
30:VL:81:CYS:HB2	33:VL:201:CYC:HAC1	1.98	0.45
6:A1:238:ARG:HA	6:A1:238:ARG:HD2	1.78	0.45
7:B1:63:MET:SD	7:B1:93:PHE:CD2	3.09	0.45
7:B1:78:TRP:O	7:B1:78:TRP:CE3	2.69	0.45
7:B1:340:TRP:HE1	7:B1:428:GLU:HG2	1.79	0.45
7:B1:467:ILE:O	7:B1:471:SER:OG	2.31	0.45
8:C1:402:GLN:C	8:C1:402:GLN:CD	2.85	0.45
36:C1:514:CLA:H2A	36:C1:514:CLA:HED2	1.98	0.45
9:D1:102:THR:HG21	40:D1:412:LMT:O6'	2.15	0.45
14:J1:7:LEU:N	14:J1:7:LEU:CD2	2.73	0.45
15:K1:24:LEU:HD21	43:Z1:101:BCR:HC41	1.98	0.45
18:O1:55:ARG:NH2	18:oD:241:GLU:OE1	2.49	0.45
18:O1:259:LYS:HB3	18:O1:259:LYS:HE3	1.74	0.45
7:b1:365:THR:OG1	9:d1:326:ARG:NH2	2.49	0.45
8:c1:138:TRP:CE3	8:c1:255:GLY:HA2	2.51	0.45
17:m1:36:GLU:CD	17:m1:36:GLU:C	2.85	0.45
33:e2:202:CYC:NC	33:e2:202:CYC:HMD3	2.32	0.45
31:f2:95:VAL:HG21	31:f2:154:LEU:CD2	2.47	0.45
32:k2:162:GLY:O	32:k2:166:ARG:HG3	2.17	0.45
31:b3:95:VAL:HG21	31:b3:154:LEU:CD2	2.46	0.45
31:f3:91:TYR:O	31:f3:95:VAL:HG23	2.17	0.45
32:g3:86:MET:SD	33:g3:202:CYC:CBC	3.05	0.45
32:i3:102:ALA:HB2	32:i3:166:ARG:HH11	1.81	0.45
32:k3:3:ASP:N	32:k3:6:THR:OG1	2.38	0.45
1:B3:240:LEU:HA	4:W4:67:ARG:HH22	1.81	0.45
3:o4:27:LYS:HG2	4:p4:38:VAL:HG11	1.99	0.45
2:C4:223:ASN:OD1	2:C4:223:ASN:N	2.46	0.45
1:B5:220:ASN:HB3	1:B5:222:LEU:HD11	1.98	0.45
32:c5:162:GLY:O	32:c5:166:ARG:HG3	2.17	0.45
33:e5:202:CYC:NC	33:e5:202:CYC:HMD3	2.32	0.45
32:g5:162:GLY:O	32:g5:166:ARG:HG3	2.17	0.45

Continued on next page...

Continued from previous page...

Atom-1	Atom-2	Interatomic distance (Å)	Clash overlap (Å)
33:c6:202:CYC:HAB2	31:h6:149:GLU:CG	2.47	0.45
32:i6:162:GLY:O	32:i6:166:ARG:HG3	2.17	0.45
32:m6:148:ILE:HG21	33:m6:201:CYC:CHD	2.47	0.45
31:b7:32:ARG:CB	31:h7:32:ARG:HH22	2.29	0.45
32:i7:86:MET:CG	33:i7:202:CYC:HBC1	2.46	0.45
31:j7:91:TYR:O	31:j7:95:VAL:HG23	2.17	0.45
1:B8:23:VAL:HG23	31:f8:113:ALA:HA	1.98	0.45
31:b8:95:VAL:HG21	31:b8:154:LEU:CD2	2.46	0.45
32:g8:162:GLY:O	32:g8:166:ARG:HG3	2.17	0.45
32:c9:150:PRO:O	32:c9:150:PRO:CD	2.64	0.45
32:c9:154:SER:O	32:c9:157:ALA:CB	2.65	0.45
31:d9:93:ARG:NH1	32:e9:16:GLY:O	2.50	0.45
31:d9:95:VAL:HG21	31:d9:154:LEU:CD2	2.47	0.45
31:f9:91:TYR:O	31:f9:95:VAL:HG23	2.17	0.45
31:f9:95:VAL:HG21	31:f9:154:LEU:CD2	2.47	0.45
32:i9:75:THR:OG1	32:i9:78:ARG:HB2	2.16	0.45
31:j9:117:GLU:HA	1:B9:62:LYS:NZ	2.32	0.45
32:m9:148:ILE:HG21	33:m9:201:CYC:CHD	2.47	0.45
31:dA:93:ARG:NH1	32:eA:16:GLY:O	2.50	0.45
32:gA:86:MET:SD	33:gA:301:CYC:CBC	3.05	0.45
31:jA:91:TYR:O	31:jA:95:VAL:HG23	2.17	0.45
32:mA:102:ALA:HB2	32:mA:166:ARG:HH11	1.81	0.45
4:aB:30:TYR:OH	4:aB:97:LEU:O	2.34	0.45
31:hC:8:ALA:HB1	31:hC:23:GLU:HG2	1.97	0.45
32:iC:86:MET:SD	33:iC:202:CYC:CBC	3.05	0.45
32:iC:102:ALA:HB2	32:iC:166:ARG:HH11	1.81	0.45
32:kC:162:GLY:O	32:kC:166:ARG:HG3	2.17	0.45
6:aD:32:TRP:CZ3	13:iD:22:GLY:HA3	2.51	0.45
7:bD:75:TRP:NE1	7:bD:92:SER:CB	2.80	0.45
18:oD:169:ASP:OD1	18:oD:169:ASP:N	2.42	0.45
18:oD:240:GLY:O	18:oD:266:ILE:N	2.46	0.45
6:aE:156:ALA:HA	6:aE:160:VAL:HB	1.98	0.45
6:aE:209:ALA:HB2	9:dE:204:ILE:HG23	1.98	0.45
8:cE:191:LEU:HB3	40:cE:501:LMT:C6	2.46	0.45
15:kE:23:ILE:HD11	26:yE:72:LEU:HD22	1.99	0.45
18:oE:163:SER:OG	18:oE:164:ILE:N	2.49	0.45
4:eF:96:MET:HE2	4:eF:96:MET:HB3	1.78	0.45
32:cH:145:PRO:O	32:cH:145:PRO:CD	2.63	0.45
32:kH:150:PRO:O	32:kH:150:PRO:CD	2.65	0.45
31:fI:91:TYR:O	31:fI:95:VAL:HG23	2.17	0.45
32:iI:86:MET:SD	33:iI:202:CYC:CBC	3.05	0.45

Continued on next page...

Continued from previous page...

Atom-1	Atom-2	Interatomic distance (Å)	Clash overlap (Å)
31:lI:95:VAL:HG21	31:lI:154:LEU:CD2	2.46	0.45
32:kJ:162:GLY:O	32:kJ:166:ARG:HG3	2.17	0.45
32:mJ:148:ILE:HG21	33:mJ:201:CYC:CHD	2.47	0.45
30:mK:64:ASP:N	30:mK:64:ASP:OD1	2.47	0.45
2:BB:580:VAL:O	2:BB:580:VAL:HG12	2.16	0.45
2:CB:190:VAL:HG13	2:CB:242:PHE:HD1	1.82	0.45
2:CB:756:ILE:HD11	2:CB:784:LEU:HD23	1.98	0.45
3:VB:112:VAL:HA	3:VB:115:MET:HE2	1.98	0.45
7:BD:63:MET:SD	7:BD:93:PHE:CE2	3.10	0.45
7:BD:78:TRP:CD1	7:BD:78:TRP:H	2.34	0.45
7:BD:94:GLU:OE1	40:BD:622:LMT:C1	2.64	0.45
43:ID:102:BCR:H392	43:ID:102:BCR:H24C	1.81	0.45
18:OD:80:VAL:O	18:OD:97:ARG:NH1	2.50	0.45
23:UD:84:ASP:OD1	23:UD:84:ASP:N	2.50	0.45
6:AE:235:ARG:HH21	42:BE:620:LHG:HC31	1.81	0.45
36:BE:612:CLA:H192	42:DE:409:LHG:H223	1.99	0.45
4:KF:35:GLU:HA	4:KF:38:VAL:HG12	1.99	0.45
3:XF:83:ARG:CB	1:BH:211:LYS:CE	2.95	0.45
4:LG:96:MET:HE3	4:LG:96:MET:HB3	1.84	0.45
3:RG:16:ARG:O	4:SG:94:TYR:OH	2.34	0.45
3:TG:126:VAL:HG12	33:TG:201:CYC:H3C	1.99	0.45
1:BI:212:GLN:N	1:BI:212:GLN:CD	2.73	0.45
3:JK:83:ARG:HG2	3:JK:87:TYR:OH	2.16	0.45
3:ZK:109:VAL:HG13	3:ZK:159:ALA:HB1	1.97	0.45
28:BL:119:THR:C	4:ML:151:ILE:HD12	2.41	0.45
3:IL:8:ILE:O	3:IL:8:ILE:HG22	2.16	0.45
3:NL:130:VAL:HG11	3:NL:156:LEU:HD22	1.99	0.45
3:PL:43:MET:HE3	3:PL:43:MET:HB3	1.85	0.45
29:QL:40:ALA:HB2	29:QL:147:ILE:HG21	1.99	0.45
7:B1:63:MET:SD	7:B1:93:PHE:CE2	3.10	0.45
38:B1:622:SQD:H251	22:t1:21:ILE:HG21	1.99	0.45
8:C1:59:VAL:CB	15:K1:10:LEU:HB3	2.38	0.45
18:O1:166:THR:C	18:oD:168:THR:CG2	2.90	0.45
6:a1:39:PRO:HG3	13:i1:15:PHE:CZ	2.47	0.45
7:b1:75:TRP:NE1	7:b1:92:SER:CB	2.80	0.45
8:c1:316:GLY:C	8:c1:318:ALA:N	2.75	0.45
36:c1:507:CLA:HBB2	36:c1:508:CLA:H51	1.98	0.45
45:d1:402:PHO:H141	45:d1:402:PHO:H162	1.75	0.45
14:j1:9:LEU:HD22	40:j1:101:LMT:H6D	1.98	0.45
18:o1:35:TYR:HB2	18:o1:38:ILE:HD12	1.99	0.45
18:o1:80:VAL:O	18:o1:97:ARG:NH1	2.50	0.45

Continued on next page...

Continued from previous page...

Atom-1	Atom-2	Interatomic distance (Å)	Clash overlap (Å)
25:x1:25:VAL:HG13	25:x1:29:PHE:HD2	1.82	0.45
32:g2:121:GLY:N	1:B2:189:ARG:HD2	2.32	0.45
31:h2:91:TYR:O	31:h2:95:VAL:HG23	2.16	0.45
31:j2:117:GLU:HA	1:B2:62:LYS:NZ	2.32	0.45
32:k2:86:MET:SD	33:k2:201:CYC:CBC	3.05	0.45
32:c3:162:GLY:O	32:c3:166:ARG:HG3	2.17	0.45
31:f3:95:VAL:HG21	31:f3:154:LEU:CD2	2.46	0.45
33:j3:202:CYC:CBD	33:j3:202:CYC:CHA	2.86	0.45
32:m3:148:ILE:HG21	33:m3:201:CYC:CHD	2.47	0.45
3:V4:2:SER:OG	3:V4:100:ASP:OD1	2.33	0.45
33:t4:1001:CYC:HBA1	2:C4:766:ARG:HE	1.81	0.45
3:o4:134:LYS:NZ	3:o4:150:GLY:O	2.49	0.45
2:B4:909:LEU:HD23	2:B4:909:LEU:HA	1.87	0.45
2:C4:76:PHE:HB2	2:C4:81:PRO:HG2	1.99	0.45
2:C4:580:VAL:O	2:C4:580:VAL:HG12	2.16	0.45
2:C4:756:ILE:HD11	2:C4:784:LEU:HD23	1.98	0.45
2:C4:860:GLU:OE2	2:C4:874:ARG:NH2	2.50	0.45
4:R4:144:ASP:OD1	4:R4:144:ASP:N	2.49	0.45
31:j5:95:VAL:HG21	31:j5:154:LEU:CD2	2.47	0.45
32:k5:59:LEU:CD1	32:k5:130:GLY:CA	2.90	0.45
32:k5:102:ALA:HB2	32:k5:166:ARG:HH11	1.81	0.45
32:k5:162:GLY:O	32:k5:166:ARG:HG3	2.17	0.45
31:j6:95:VAL:HG21	31:j6:154:LEU:CD2	2.47	0.45
32:g7:3:ASP:N	32:g7:6:THR:OG1	2.38	0.45
31:l7:91:TYR:O	31:l7:95:VAL:HG23	2.17	0.45
31:l8:95:VAL:HG21	31:l8:154:LEU:CD2	2.46	0.45
32:m8:162:GLY:O	32:m8:166:ARG:HG3	2.17	0.45
31:b9:91:TYR:O	31:b9:95:VAL:HG23	2.17	0.45
31:b9:95:VAL:HG21	31:b9:154:LEU:CD2	2.46	0.45
32:k9:102:ALA:HB2	32:k9:166:ARG:HH11	1.81	0.45
31:dA:95:VAL:HG21	31:dA:154:LEU:CD2	2.47	0.45
31:fA:149:GLU:OE2	33:jA:202:CYC:CAB	2.51	0.45
4:vB:3:ASP:H	4:vB:6:THR:HG1	1.65	0.45
32:cC:162:GLY:O	32:cC:166:ARG:HG3	2.17	0.45
31:lC:91:TYR:O	31:lC:95:VAL:HG23	2.17	0.45
8:cD:256:GLU:HB2	8:cD:260:SER:HG	1.81	0.45
43:cD:515:BCR:HC41	13:iD:24:LEU:CD2	2.45	0.45
9:dD:17:VAL:HG21	25:xD:32:GLN:HG2	1.97	0.45
13:iD:8:VAL:O	13:iD:11:VAL:HG12	2.15	0.45
17:mD:36:GLU:CD	17:mD:36:GLU:C	2.85	0.45
6:aE:32:TRP:CZ3	13:iE:22:GLY:HA3	2.51	0.45

Continued on next page...

Continued from previous page...

Atom-1	Atom-2	Interatomic distance (Å)	Clash overlap (Å)
8:cE:316:GLY:C	8:cE:318:ALA:N	2.75	0.45
9:dE:17:VAL:HG21	25:xE:32:GLN:HG2	1.97	0.45
14:jE:9:LEU:HD22	40:jE:101:LMT:H6D	1.98	0.45
18:oE:169:ASP:OD1	18:oE:169:ASP:N	2.42	0.45
24:vE:34:THR:O	24:vE:149:LYS:NZ	2.48	0.45
3:fF:71:ASN:ND2	3:fF:121:THR:OG1	2.49	0.45
4:1G:56:VAL:HA	4:1G:60:LEU:HB2	1.99	0.45
31:dH:93:ARG:NH1	32:eH:16:GLY:O	2.50	0.45
31:jH:95:VAL:HG21	31:jH:154:LEU:CD2	2.47	0.45
32:gI:86:MET:SD	33:gI:301:CYC:CBC	3.05	0.45
31:hI:91:TYR:O	31:hI:95:VAL:HG23	2.16	0.45
33:eJ:202:CYC:HBD1	33:eJ:202:CYC:CHA	2.28	0.45
32:gJ:86:MET:SD	33:gJ:202:CYC:CBC	3.05	0.45
32:kJ:150:PRO:O	32:kJ:150:PRO:CD	2.65	0.45
4:5L:34:GLY:HA2	4:5L:37:ARG:HD2	1.98	0.45
2:BB:82:LEU:HB3	2:BB:124:PHE:CA	2.43	0.45
2:BB:84:PHE:CD1	2:BB:84:PHE:O	2.69	0.45
2:CB:148:ARG:CB	8:cD:13:ARG:NH2	2.68	0.45
3:OB:2:SER:N	3:OB:5:THR:OG1	2.45	0.45
1:BC:227:GLN:OE1	32:cI:15:ARG:HG2	2.15	0.45
6:AD:103:ASP:OD1	39:AD:408:LMG:O5	2.34	0.45
7:BD:40:TYR:OH	36:BD:607:CLA:OBD	2.34	0.45
7:BD:78:TRP:O	7:BD:78:TRP:CD2	2.70	0.45
7:BD:86:ASP:HB2	7:BD:87:ASN:OD1	2.17	0.45
7:BD:212:ALA:HB2	36:HD:103:CLA:HMC3	1.98	0.45
36:BD:614:CLA:HBA1	36:BD:614:CLA:H3A	1.80	0.45
38:BD:621:SQD:H251	22:tD:21:ILE:HG21	1.99	0.45
8:CD:192:ASN:HA	40:CD:521:LMT:O5'	2.17	0.45
8:CD:402:GLN:CD	8:CD:402:GLN:C	2.85	0.45
44:CD:518:DGD:HA72	44:JD:101:DGD:HB72	1.99	0.45
9:DD:93:TRP:HB3	9:DD:99:TRP:CZ3	2.50	0.45
36:AE:405:CLA:H121	36:DE:406:CLA:H172	1.99	0.45
7:BE:40:TYR:OH	36:BE:607:CLA:OBD	2.34	0.45
9:DE:24:ARG:NH2	25:XE:34:ASP:OD2	2.50	0.45
9:DE:79:SER:OG	9:DE:80:THR:N	2.49	0.45
28:EF:123:LEU:CD2	4:YF:134:LYS:HE3	2.45	0.45
33:MF:201:CYC:HMA1	5:NF:37:PHE:HD1	1.82	0.45
3:ZF:71:ASN:ND2	3:ZF:120:GLY:O	2.49	0.45
3:AG:25:ARG:HH12	3:IG:25:ARG:HG3	1.73	0.45
28:BG:144:ALA:HB3	3:KG:75:GLU:OE2	2.17	0.45
4:HG:7:SER:O	4:HG:11:SER:N	2.47	0.45

Continued on next page...

Continued from previous page...

Atom-1	Atom-2	Interatomic distance (Å)	Clash overlap (Å)
3:NG:130:VAL:HG11	3:NG:156:LEU:HD22	1.99	0.45
4:WG:53:LYS:HA	4:WG:53:LYS:HD2	1.75	0.45
1:BH:202:SER:O	1:BH:203:VAL:HG13	2.10	0.45
1:BH:233:ASN:ND2	1:BH:235:VAL:HB	2.30	0.45
1:BI:205:ARG:HB2	1:BI:206:PHE:HD1	1.82	0.45
1:BI:211:LYS:HA	1:BI:211:LYS:HZ2	1.73	0.45
3:JK:80:THR:HB	33:JK:201:CYC:C3D	2.47	0.45
3:JK:102:THR:HG23	3:JK:106:GLU:CD	2.42	0.45
4:KK:35:GLU:HA	4:KK:38:VAL:HG12	1.99	0.45
4:MK:88:TYR:CE1	4:MK:112:LEU:CD1	2.98	0.45
28:BL:111:THR:OG1	28:BL:113:GLU:OE1	2.35	0.45
28:BL:144:ALA:CA	3:KL:75:GLU:OE2	2.61	0.45
3:IL:29:PHE:CD1	3:IL:29:PHE:C	2.82	0.45
36:B1:602:CLA:H151	36:B1:602:CLA:H112	1.68	0.45
8:C1:43:HIS:HD2	36:C1:511:CLA:H3A	1.82	0.45
9:D1:107:LEU:C	9:D1:107:LEU:CD1	2.86	0.45
18:O1:136:VAL:HG22	18:O1:146:PHE:HD1	1.81	0.45
18:O1:200:VAL:HG21	18:O1:207:ASP:HA	1.98	0.45
7:b1:80:LEU:CD2	7:b1:93:PHE:HZ	2.28	0.45
8:c1:53:ALA:HB1	15:k1:24:LEU:HB3	1.99	0.45
13:i1:29:SER:C	13:i1:31:ASN:H	2.23	0.45
13:i1:30:ARG:NH2	13:i1:30:ARG:CG	2.73	0.45
26:y1:86:LEU:HD21	27:z1:25:VAL:HA	1.98	0.45
27:z1:40:ILE:HG12	27:z1:40:ILE:H	1.48	0.45
32:g2:113:LEU:C	32:g2:116:THR:HG1	2.24	0.45
31:j2:91:TYR:O	31:j2:95:VAL:HG23	2.17	0.45
32:k2:72:ASN:HD22	32:k2:123:PRO:HG3	1.81	0.45
1:B2:205:ARG:HD2	1:B2:207:VAL:CG1	2.46	0.45
32:i3:86:MET:SD	33:i3:202:CYC:CBC	3.05	0.45
31:l3:91:TYR:O	31:l3:95:VAL:HG23	2.17	0.45
4:Y4:92:ALA:O	4:Y4:96:MET:N	2.49	0.45
4:p4:105:ASP:OD1	4:p4:105:ASP:N	2.50	0.45
3:q4:154:ASP:HA	3:q4:157:ILE:HD12	1.99	0.45
2:B4:141:VAL:HG22	2:B4:211:GLN:OE1	2.10	0.45
2:B4:338:PRO:HA	2:B4:341:ARG:HG2	1.99	0.45
2:B4:756:ILE:HD11	2:B4:784:LEU:HD23	1.98	0.45
2:C4:84:PHE:O	2:C4:84:PHE:CD1	2.70	0.45
2:C4:338:PRO:HA	2:C4:341:ARG:HG2	1.99	0.45
2:C4:697:THR:CG2	2:C4:700:LYS:HE3	2.47	0.45
3:Q4:87:TYR:HB3	33:Q4:201:CYC:HBB3	1.98	0.45
1:B5:211:LYS:HD2	1:B5:211:LYS:H	1.81	0.45

Continued on next page...

Continued from previous page...

Atom-1	Atom-2	Interatomic distance (Å)	Clash overlap (Å)
31:b5:95:VAL:HG21	31:b5:154:LEU:CD2	2.46	0.45
31:d5:93:ARG:NH1	32:e5:16:GLY:O	2.50	0.45
32:g5:102:ALA:CB	32:g5:166:ARG:NH1	2.77	0.45
33:i6:201:CYC:HMD3	33:i6:201:CYC:NC	2.32	0.45
31:j6:117:GLU:HA	1:B6:62:LYS:NZ	2.32	0.45
1:B6:206:PHE:C	1:B6:207:VAL:CG1	2.90	0.45
32:c7:102:ALA:HB2	32:c7:166:ARG:HH11	1.81	0.45
33:e7:202:CYC:NC	33:e7:202:CYC:HMD3	2.32	0.45
32:k7:84:ARG:NH2	31:l7:117:GLU:OE1	2.40	0.45
1:B7:226:LYS:NZ	1:B7:226:LYS:CB	2.73	0.45
31:b8:91:TYR:O	31:b8:95:VAL:HG23	2.17	0.45
32:c9:162:GLY:O	32:c9:166:ARG:HG3	2.17	0.45
31:l9:91:TYR:O	31:l9:95:VAL:HG23	2.17	0.45
31:bA:91:TYR:O	31:bA:95:VAL:HG23	2.17	0.45
31:dA:91:TYR:O	31:dA:95:VAL:HG23	2.17	0.45
32:iA:86:MET:SD	33:iA:202:CYC:CBC	3.05	0.45
32:kA:3:ASP:N	32:kA:6:THR:OG1	2.38	0.45
32:kA:72:ASN:HD22	32:kA:123:PRO:HG3	1.81	0.45
3:qB:52:LYS:HA	3:qB:52:LYS:HD3	1.76	0.45
31:bC:32:ARG:CB	31:hC:32:ARG:HH22	2.29	0.45
31:jC:95:VAL:HG21	31:jC:154:LEU:CD2	2.47	0.45
32:kC:59:LEU:CD1	32:kC:130:GLY:CA	2.90	0.45
32:mC:148:ILE:HG21	33:mC:201:CYC:CHD	2.47	0.45
6:aD:39:PRO:HG3	13:iD:15:PHE:CZ	2.47	0.45
6:aD:140:ARG:CZ	9:dD:231:THR:HG21	2.46	0.45
7:bD:161:LEU:HD21	8:cE:194:LEU:HD23	1.73	0.45
36:cD:507:CLA:HBB2	36:cD:508:CLA:H51	1.98	0.45
7:bE:212:ALA:HB2	36:hE:101:CLA:HMC3	1.98	0.45
7:bE:252:VAL:HA	7:bE:255:THR:HG22	1.98	0.45
8:cE:436:ARG:HA	8:cE:436:ARG:HD3	1.82	0.45
9:dE:209:LEU:HD22	45:dE:402:PHO:C1D	2.43	0.45
9:dE:209:LEU:HD22	45:dE:402:PHO:ND	2.32	0.45
17:mE:36:GLU:CD	17:mE:36:GLU:C	2.85	0.45
3:fF:9:VAL:HG23	29:gF:108:ARG:HH22	1.82	0.45
4:hF:65:ILE:HG22	4:hF:72:MET:HB2	1.99	0.45
4:hF:77:ARG:HA	33:hF:201:CYC:HMD1	1.98	0.45
4:jF:110:ASN:OD1	4:jF:110:ASN:N	2.48	0.45
30:mF:81:CYS:HB2	33:mF:201:CYC:HAC1	1.98	0.45
30:mF:113:LYS:NZ	30:mF:159:ALA:O	2.43	0.45
31:bH:95:VAL:HG21	31:bH:154:LEU:CD2	2.46	0.45
32:gH:151:GLY:HA3	33:gH:201:CYC:HMD3	1.76	0.45

Continued on next page...

Continued from previous page...

Atom-1	Atom-2	Interatomic distance (Å)	Clash overlap (Å)
32:cJ:162:GLY:O	32:cJ:166:ARG:HG3	2.17	0.45
31:hJ:95:VAL:HG21	31:hJ:154:LEU:CD2	2.47	0.45
1:BA:206:PHE:HZ	1:B6:215:ALA:HB2	1.82	0.45
2:BB:593:ARG:HG3	2:BB:662:TYR:HE2	1.82	0.45
2:BB:710:LEU:O	3:yB:83:ARG:NH1	2.42	0.45
2:CB:84:PHE:O	2:CB:84:PHE:CD1	2.70	0.45
2:CB:594:GLU:OE2	2:CB:597:ARG:NH1	2.50	0.45
4:YB:33:THR:HG23	4:YB:37:ARG:HH12	1.82	0.45
6:AD:114:LEU:HD12	6:AD:114:LEU:HA	1.86	0.45
6:AD:187:GLN:NE2	6:AD:191:ASN:OD1	2.45	0.45
36:CD:511:CLA:HBB1	36:CD:512:CLA:HBA2	1.99	0.45
9:DD:106:GLN:OE1	9:DD:106:GLN:N	2.50	0.45
6:AE:135:TYR:CB	13:IE:31:ASN:HD21	2.30	0.45
38:AE:407:SQD:H442	43:bE:618:BCR:H392	1.99	0.45
7:BE:75:TRP:CH2	7:BE:94:GLU:O	2.70	0.45
40:BE:623:LMT:O1B	13:iE:1:MET:CE	2.52	0.45
12:HE:17:GLU:CB	2:B4:80:SER:N	2.80	0.45
17:ME:32:ARG:HH12	17:mE:36:GLU:HG2	1.81	0.45
24:VE:47:SER:OG	24:VE:50:GLU:OE2	2.32	0.45
24:VE:65:CYS:O	24:VE:66:HIS:ND1	2.50	0.45
4:KF:83:ARG:HG3	5:NF:18:THR:CG2	2.46	0.45
4:MF:88:TYR:CE1	4:MF:112:LEU:HD13	2.51	0.45
3:XF:127:ALA:HB2	3:XF:160:MET:HB2	1.99	0.45
4:YF:119:LEU:HD13	33:YF:201:CYC:HHA	1.99	0.45
3:IG:104:ILE:HG21	3:IG:156:LEU:CD2	2.43	0.45
33:JG:201:CYC:O1D	2:B4:634:ARG:NH2	2.50	0.45
3:NG:141:LEU:HB3	3:NG:146:ALA:HB2	1.98	0.45
33:WG:201:CYC:HB	33:WG:201:CYC:HMA3	1.81	0.45
1:BJ:230:ARG:CD	1:BJ:233:ASN:CG	2.83	0.45
28:EK:118:ALA:HB1	4:hK:37:ARG:HH11	1.81	0.45
3:JK:35:ARG:NH2	3:JK:144:GLU:O	2.50	0.45
33:MK:201:CYC:HMA1	5:NK:37:PHE:HD1	1.82	0.45
28:BL:110:LYS:HB3	28:BL:110:LYS:HE3	1.58	0.45
3:PL:23:LEU:HD21	29:QL:42:ALA:HB2	1.99	0.45
3:TL:84:ASP:OD1	3:TL:116:TYR:OH	2.34	0.45
7:B1:235:GLU:OE2	7:B1:472:ARG:HB3	2.17	0.45
7:B1:246:PHE:CZ	44:H1:102:DGD:HAN1	2.52	0.45
44:C1:518:DGD:HA72	44:J1:101:DGD:HB72	1.99	0.45
9:D1:19:ASP:OD1	9:D1:23:LYS:NZ	2.45	0.45
17:M1:24:ILE:HG22	17:M1:25:LEU:HD12	1.99	0.45
18:O1:35:TYR:HB2	18:O1:38:ILE:HD12	1.99	0.45

Continued on next page...

Continued from previous page...

Atom-1	Atom-2	Interatomic distance (Å)	Clash overlap (Å)
18:O1:163:SER:OG	18:O1:164:ILE:N	2.49	0.45
19:Q1:121:LYS:HA	19:Q1:121:LYS:HD2	1.75	0.45
7:b1:413:ASP:OD1	7:b1:413:ASP:N	2.43	0.45
43:c1:515:BCR:C5	13:i1:20:ILE:CD1	2.88	0.45
19:q1:90:VAL:O	19:q1:98:GLN:NE2	2.50	0.45
32:g2:121:GLY:N	1:B2:189:ARG:CD	2.80	0.45
33:i2:201:CYC:HMD3	33:i2:201:CYC:NC	2.32	0.45
32:c3:154:SER:OG	32:c3:155:ALA:N	2.50	0.45
32:g3:120:LEU:C	1:B3:189:ARG:HD3	2.42	0.45
31:j3:95:VAL:HG21	31:j3:154:LEU:CD2	2.47	0.45
32:k3:59:LEU:CD1	32:k3:130:GLY:CA	2.90	0.45
32:k3:102:ALA:HB2	32:k3:166:ARG:HH11	1.81	0.45
4:a4:104:LEU:HD23	4:a4:155:TYR:HD2	1.83	0.45
3:S4:36:ARG:HB3	3:S4:96:ILE:HG22	1.98	0.45
3:S4:65:VAL:HG22	3:S4:72:ALA:H	1.82	0.45
3:X4:154:ASP:HA	3:X4:157:ILE:HD12	1.99	0.45
4:Y4:30:TYR:OH	4:Y4:97:LEU:O	2.35	0.45
4:v4:105:ASP:OD1	4:v4:105:ASP:N	2.49	0.45
3:o4:130:VAL:HA	3:o4:133:MET:HG2	1.99	0.45
4:x4:144:ASP:N	4:x4:144:ASP:OD1	2.49	0.45
2:B4:79:GLY:O	2:B4:81:PRO:HG3	2.17	0.45
2:B4:190:VAL:HG13	2:B4:242:PHE:HD1	1.82	0.45
2:B4:697:THR:CG2	2:B4:700:LYS:HE3	2.47	0.45
4:P4:6:THR:O	4:P4:10:ASN:ND2	2.45	0.45
31:b5:32:ARG:CB	31:h5:32:ARG:HH22	2.29	0.45
31:d5:95:VAL:HG21	31:d5:154:LEU:CD2	2.47	0.45
33:j5:202:CYC:HMD3	33:j5:202:CYC:NC	2.32	0.45
32:k5:86:MET:SD	33:k5:201:CYC:CBC	3.05	0.45
32:c6:102:ALA:HB2	32:c6:166:ARG:HH11	1.81	0.45
32:k6:150:PRO:O	32:k6:150:PRO:CD	2.65	0.45
1:B6:205:ARG:HB2	1:B6:206:PHE:HD1	1.82	0.45
31:f7:91:TYR:O	31:f7:95:VAL:HG23	2.17	0.45
32:i7:102:ALA:HB2	32:i7:166:ARG:HH11	1.81	0.45
32:k7:86:MET:SD	33:k7:201:CYC:CBC	3.05	0.45
32:m7:162:GLY:O	32:m7:166:ARG:HG3	2.17	0.45
33:i8:201:CYC:HMD3	33:i8:201:CYC:NC	2.32	0.45
32:k8:162:GLY:O	32:k8:166:ARG:HG3	2.17	0.45
33:j9:202:CYC:HMD3	33:j9:202:CYC:NC	2.32	0.45
32:k9:162:GLY:O	32:k9:166:ARG:HG3	2.17	0.45
33:iA:201:CYC:HMD3	33:iA:201:CYC:NC	2.32	0.45
32:mA:148:ILE:HG21	33:mA:201:CYC:CHD	2.47	0.45

Continued on next page...

Continued from previous page...

Atom-1	Atom-2	Interatomic distance (Å)	Clash overlap (Å)
3:sB:90:ARG:NH2	3:sB:94:TYR:OH	2.50	0.45
3:oB:134:LYS:NZ	3:oB:150:GLY:O	2.49	0.45
3:yB:133:MET:HE3	3:yB:133:MET:HB2	1.83	0.45
4:zB:84:ASP:OD1	4:zB:116:TYR:OH	2.34	0.45
31:bC:2:LYS:HZ1	31:hC:15:GLN:CB	2.30	0.45
31:lC:95:VAL:HG21	31:lC:154:LEU:CD2	2.46	0.45
7:bD:365:THR:OG1	9:dD:326:ARG:NH2	2.49	0.45
8:cD:405:ASN:ND2	44:cD:518:DGD:O5E	2.50	0.45
14:jD:9:LEU:HD22	40:jD:101:LMT:H6D	1.98	0.45
7:bE:231:MET:HA	7:bE:236:THR:HG21	1.98	0.45
8:cE:102:GLY:O	8:cE:106:LEU:N	2.49	0.45
10:eE:71:ASP:HB3	10:eE:74:THR:HG23	1.99	0.45
24:vE:65:CYS:O	24:vE:66:HIS:ND1	2.50	0.45
29:gF:134:LEU:O	29:gF:138:ALA:N	2.49	0.45
32:iH:162:GLY:O	32:iH:166:ARG:HG3	2.17	0.45
33:cI:202:CYC:HMD3	33:cI:202:CYC:NC	2.32	0.45
32:iI:102:ALA:HB2	32:iI:166:ARG:HH11	1.81	0.45
33:cJ:202:CYC:HMB3	31:hJ:148:VAL:CG1	2.46	0.45
31:dJ:91:TYR:O	31:dJ:95:VAL:HG23	2.17	0.45
31:jJ:91:TYR:O	31:jJ:95:VAL:HG23	2.17	0.45
31:lJ:91:TYR:O	31:lJ:95:VAL:HG23	2.17	0.45
3:dK:64:ASP:O	3:dK:73:TYR:OH	2.35	0.45
30:mK:142:ASP:OD1	30:mK:142:ASP:N	2.47	0.45
4:TB:62:TYR:O	1:B9:240:LEU:CG	2.63	0.44
4:YB:30:TYR:OH	4:YB:97:LEU:O	2.36	0.44
7:BD:75:TRP:CH2	7:BD:94:GLU:O	2.70	0.44
7:BD:77:GLY:O	7:BD:84:VAL:CG1	2.53	0.44
7:BD:252:VAL:HA	7:BD:255:THR:HG22	1.98	0.44
43:BD:617:BCR:H11C	43:BD:617:BCR:H341	1.86	0.44
8:CD:404:PHE:CD1	8:CD:404:PHE:O	2.70	0.44
9:DD:24:ARG:NH2	25:XD:34:ASP:OD2	2.50	0.44
9:DD:111:TRP:CD1	9:DD:111:TRP:C	2.94	0.44
13:ID:31:ASN:HA	13:ID:31:ASN:HD22	1.69	0.44
24:VD:65:CYS:O	24:VD:66:HIS:ND1	2.50	0.44
7:BE:78:TRP:O	7:BE:78:TRP:CD2	2.70	0.44
36:BE:607:CLA:H3A	36:BE:607:CLA:HBA2	1.46	0.44
44:CE:518:DGD:HA72	44:JE:101:DGD:HB72	1.99	0.44
28:EF:136:ASN:ND2	29:gF:65:GLU:OE2	2.50	0.44
3:JF:16:ARG:O	4:KF:94:TYR:OH	2.35	0.44
33:MF:201:CYC:HC	33:MF:201:CYC:HMD1	1.82	0.44
28:BG:137:MET:O	28:BG:137:MET:HE2	2.17	0.44

Continued on next page...

Continued from previous page...

Atom-1	Atom-2	Interatomic distance (Å)	Clash overlap (Å)
29:QG:40:ALA:HB2	29:QG:147:ILE:HG21	1.99	0.44
3:RG:36:ARG:HA	3:RG:39:ILE:HD12	1.99	0.44
1:BI:205:ARG:HG3	1:BI:205:ARG:NH2	2.21	0.44
1:BJ:237:ARG:CB	1:BJ:237:ARG:NH2	2.80	0.44
1:BJ:240:LEU:N	1:BJ:240:LEU:CD1	2.74	0.44
4:YK:108:VAL:HG23	33:YK:201:CYC:CAB	2.43	0.44
6:A1:341:LEU:HD11	24:V1:72:LYS:HD2	1.98	0.44
7:B1:212:ALA:HB2	36:H1:103:CLA:HMC3	1.98	0.44
36:C1:511:CLA:HBB1	36:C1:512:CLA:HBA2	1.99	0.44
9:D1:24:ARG:NH2	25:X1:34:ASP:OD2	2.50	0.44
18:O1:80:VAL:O	18:O1:97:ARG:NH1	2.50	0.44
24:V1:65:CYS:O	24:V1:66:HIS:ND1	2.50	0.44
36:c1:513:CLA:HED2	36:c1:513:CLA:H2A	1.98	0.44
10:e1:73:LYS:HE3	10:e1:73:LYS:HB3	1.78	0.44
15:k1:24:LEU:HD21	43:z1:101:BCR:HC41	1.98	0.44
18:o1:200:VAL:HG21	18:o1:207:ASP:HA	1.98	0.44
31:b2:91:TYR:O	31:b2:95:VAL:HG23	2.17	0.44
31:b2:95:VAL:HG21	31:b2:154:LEU:CD2	2.46	0.44
33:i3:201:CYC:HMD3	33:i3:201:CYC:NC	2.32	0.44
4:a4:53:LYS:HB3	4:a4:53:LYS:HE2	1.48	0.44
3:S4:3:ILE:O	3:S4:7:SER:N	2.48	0.44
5:U4:20:ARG:HD2	2:B4:744:THR:HB	1.99	0.44
3:s4:90:ARG:NH2	3:s4:94:TYR:OH	2.50	0.44
3:u4:133:MET:HE2	3:u4:133:MET:HB2	1.79	0.44
3:o4:83:ARG:NE	3:o4:83:ARG:C	2.73	0.44
2:C4:55:GLU:O	2:C4:59:VAL:HG23	2.17	0.44
2:C4:282:SER:OG	2:C4:283:GLY:N	2.49	0.44
3:Q4:134:LYS:NZ	3:Q4:154:ASP:OD1	2.45	0.44
32:g5:86:MET:SD	33:g5:202:CYC:CBC	3.05	0.44
32:i5:102:ALA:HB2	32:i5:166:ARG:HH11	1.81	0.44
33:e6:202:CYC:NC	33:e6:202:CYC:HMD3	2.32	0.44
31:f6:91:TYR:O	31:f6:95:VAL:HG23	2.17	0.44
32:g6:86:MET:SD	33:g6:202:CYC:CBC	3.05	0.44
32:k6:162:GLY:O	32:k6:166:ARG:HG3	2.17	0.44
32:c7:145:PRO:O	32:c7:145:PRO:CD	2.63	0.44
33:c7:202:CYC:HMD3	33:c7:202:CYC:NC	2.32	0.44
32:i7:162:GLY:O	32:i7:166:ARG:HG3	2.17	0.44
31:l7:95:VAL:HG21	31:l7:154:LEU:CD2	2.46	0.44
32:m7:148:ILE:HG21	33:m7:201:CYC:CHD	2.47	0.44
1:B7:220:ASN:HB3	3:oB:56:ASN:OD1	2.17	0.44
32:c8:162:GLY:O	32:c8:166:ARG:HG3	2.17	0.44

Continued on next page...

Continued from previous page...

Atom-1	Atom-2	Interatomic distance (Å)	Clash overlap (Å)
33:e8:202:CYC:NC	33:e8:202:CYC:HMD3	2.32	0.44
31:f8:91:TYR:O	31:f8:95:VAL:HG23	2.17	0.44
32:i8:86:MET:SD	33:i8:202:CYC:CBC	3.05	0.44
31:l8:91:TYR:O	31:l8:95:VAL:HG23	2.17	0.44
31:d9:91:TYR:O	31:d9:95:VAL:HG23	2.17	0.44
32:g9:86:MET:SD	33:g9:202:CYC:CBC	3.05	0.44
32:i9:162:GLY:O	32:i9:166:ARG:HG3	2.17	0.44
31:j9:95:VAL:HG21	31:j9:154:LEU:CD2	2.47	0.44
31:bA:32:ARG:CB	31:hA:32:ARG:CZ	2.96	0.44
32:kA:86:MET:SD	33:kA:201:CYC:CBC	3.05	0.44
4:xB:85:LEU:HD23	4:xB:88:TYR:HD2	1.82	0.44
32:cC:150:PRO:O	32:cC:150:PRO:CD	2.64	0.44
31:dC:93:ARG:NH1	32:eC:16:GLY:O	2.50	0.44
31:hC:91:TYR:O	31:hC:95:VAL:HG23	2.16	0.44
31:hC:95:VAL:HG21	31:hC:154:LEU:CD2	2.47	0.44
7:bD:212:ALA:HB2	36:hD:101:CLA:HMC3	1.98	0.44
8:cD:53:ALA:HB1	15:kD:24:LEU:HB3	1.99	0.44
8:cD:259:LEU:CD1	36:cD:510:CLA:C4D	2.95	0.44
10:eD:71:ASP:HB3	10:eD:74:THR:HG23	1.99	0.44
26:yD:86:LEU:HD21	27:zD:25:VAL:HA	1.98	0.44
27:zD:40:ILE:HG12	27:zD:40:ILE:H	1.48	0.44
3:dF:64:ASP:O	3:dF:73:TYR:OH	2.35	0.44
3:9F:36:ARG:NH2	3:9F:152:TYR:OH	2.50	0.44
32:cH:162:GLY:O	32:cH:166:ARG:HG3	2.17	0.44
31:fH:95:VAL:HG21	31:fH:154:LEU:CD2	2.46	0.44
32:iH:75:THR:OG1	32:iH:78:ARG:HB2	2.16	0.44
31:fI:95:VAL:HG21	31:fI:154:LEU:CD2	2.46	0.44
32:kI:59:LEU:CD2	32:kI:130:GLY:HA2	2.44	0.44
32:mI:3:ASP:N	32:mI:6:THR:OG1	2.38	0.44
32:mI:102:ALA:HB2	32:mI:166:ARG:HH11	1.81	0.44
31:bJ:95:VAL:HG21	31:bJ:154:LEU:CD2	2.46	0.44
32:gJ:162:GLY:O	32:gJ:166:ARG:HG3	2.17	0.44
32:iJ:75:THR:OG1	32:iJ:78:ARG:HB2	2.16	0.44
2:BB:252:ARG:NE	2:BB:415:GLU:OE1	2.41	0.44
2:CB:628:GLY:O	2:CB:675:ARG:N	2.51	0.44
4:RB:76:ARG:HH12	3:SB:109:VAL:HG12	1.82	0.44
38:AD:407:SQD:H442	43:bD:618:BCR:H392	1.99	0.44
7:BD:91:TRP:CZ3	36:BD:606:CLA:O2A	2.70	0.44
7:BD:235:GLU:OE2	7:BD:472:ARG:HB3	2.17	0.44
8:CD:43:HIS:HD2	36:CD:511:CLA:H3A	1.82	0.44
8:CD:226:TRP:CH2	40:CD:521:LMT:C10	2.97	0.44

Continued on next page...

Continued from previous page...

Atom-1	Atom-2	Interatomic distance (Å)	Clash overlap (Å)
17:MD:24:ILE:HG22	17:MD:25:LEU:HD12	1.99	0.44
21:SD:42:UNK:O	21:SD:49:UNK:CB	2.65	0.44
36:CE:511:CLA:HBB1	36:CE:512:CLA:HBA2	1.99	0.44
17:ME:24:ILE:HG22	17:ME:25:LEU:HD12	1.99	0.44
28:EF:123:LEU:HD23	28:EF:123:LEU:HA	1.57	0.44
4:KF:2:GLN:OE1	2:C4:544:ASN:ND2	2.51	0.44
4:KF:84:ASP:OD2	4:KF:116:TYR:OH	2.35	0.44
4:MF:119:LEU:HD13	33:MF:201:CYC:HAD1	2.00	0.44
28:BG:127:THR:HG1	28:BG:129:ASN:CB	2.22	0.44
28:BG:143:MET:CE	3:KG:52:LYS:HE3	2.40	0.44
3:IG:112:VAL:CG1	3:IG:112:VAL:O	2.65	0.44
1:BJ:230:ARG:O	1:BJ:233:ASN:ND2	2.50	0.44
4:IK:61:LEU:N	4:IK:61:LEU:HD22	2.31	0.44
4:MK:119:LEU:HD13	33:MK:201:CYC:HAD1	1.99	0.44
28:BL:131:ARG:HB3	4:JL:62:TYR:CG	2.51	0.44
3:IL:8:ILE:O	3:IL:12:ASP:CG	2.60	0.44
4:ML:144:ASP:N	4:ML:144:ASP:OD1	2.47	0.44
6:A1:103:ASP:OD1	39:A1:408:LMG:O5	2.34	0.44
6:A1:174:LEU:HB2	45:D1:402:PHO:H171	1.99	0.44
6:A1:323:ARG:HD2	6:A1:326:LEU:HD12	1.99	0.44
7:B1:40:TYR:OH	36:B1:607:CLA:OBD	2.34	0.44
7:B1:78:TRP:O	7:B1:78:TRP:CD2	2.70	0.44
7:B1:91:TRP:CZ3	36:B1:606:CLA:O2A	2.70	0.44
9:D1:88:SER:CB	10:E1:69:ARG:NH1	2.64	0.44
9:D1:106:GLN:OE1	9:D1:106:GLN:N	2.50	0.44
23:U1:84:ASP:N	23:U1:84:ASP:OD1	2.50	0.44
7:b1:78:TRP:O	7:b1:78:TRP:CG	2.70	0.44
7:b1:87:ASN:ND2	40:b1:602:LMT:O3'	2.50	0.44
7:b1:95:GLY:O	7:b1:99:THR:OG1	2.31	0.44
43:b1:618:BCR:H11C	43:b1:618:BCR:H341	1.86	0.44
8:c1:128:GLU:CG	8:c1:135:GLY:HA3	2.47	0.44
8:c1:163:VAL:HG11	8:c1:225:ILE:HG12	1.99	0.44
8:c1:251:PHE:CE1	43:c1:515:BCR:H312	2.52	0.44
15:k1:17:PHE:C	15:k1:19:PRO:N	2.76	0.44
21:S1:42:UNK:O	21:S1:49:UNK:CB	2.65	0.44
32:m2:148:ILE:HG21	33:m2:201:CYC:CHD	2.47	0.44
33:m2:201:CYC:NC	33:m2:201:CYC:HMD3	2.33	0.44
1:B2:209:GLN:C	1:B2:209:GLN:CD	2.85	0.44
1:B2:237:ARG:HH12	3:O4:76:GLU:CA	2.27	0.44
31:d3:91:TYR:O	31:d3:95:VAL:HG23	2.17	0.44
32:g3:102:ALA:HB2	32:g3:166:ARG:HH11	1.82	0.44

Continued on next page...

Continued from previous page...

Atom-1	Atom-2	Interatomic distance (Å)	Clash overlap (Å)
32:g3:162:GLY:O	32:g3:166:ARG:HG3	2.17	0.44
33:m3:201:CYC:NC	33:m3:201:CYC:HMD3	2.33	0.44
3:o4:24:ASP:N	3:o4:24:ASP:OD1	2.49	0.44
33:g5:201:CYC:CBD	33:g5:201:CYC:CHA	2.86	0.44
31:b6:32:ARG:CB	31:h6:32:ARG:HH22	2.29	0.44
31:b6:91:TYR:O	31:b6:95:VAL:HG23	2.17	0.44
32:c6:154:SER:OG	32:c6:155:ALA:N	2.50	0.44
32:c6:162:GLY:O	32:c6:166:ARG:HG3	2.17	0.44
33:c6:202:CYC:HMD3	33:c6:202:CYC:NC	2.32	0.44
32:i6:155:ALA:O	32:i6:159:GLU:HG3	2.18	0.44
31:b7:84:CYS:HG	33:b7:201:CYC:HAC2	1.82	0.44
32:g7:120:LEU:C	1:B7:189:ARG:HD3	2.42	0.44
1:B8:233:ASN:ND2	1:B8:235:VAL:HB	2.30	0.44
31:b8:149:GLU:C	31:b8:152:SER:HG	2.17	0.44
31:d8:91:TYR:O	31:d8:95:VAL:HG23	2.17	0.44
31:h8:95:VAL:HG21	31:h8:154:LEU:CD2	2.47	0.44
32:m8:148:ILE:HG21	33:m8:201:CYC:CHD	2.47	0.44
31:f9:149:GLU:OE2	33:j9:202:CYC:CAB	2.51	0.44
32:i9:155:ALA:O	32:i9:159:GLU:HG3	2.18	0.44
31:j9:91:TYR:O	31:j9:95:VAL:HG23	2.17	0.44
1:B9:209:GLN:C	1:B9:209:GLN:CD	2.85	0.44
32:cA:150:PRO:O	32:cA:150:PRO:CD	2.64	0.44
31:fA:149:GLU:C	31:fA:152:SER:HG	2.17	0.44
4:zB:63:SER:OG	4:zB:64:ASP:N	2.50	0.44
32:gC:162:GLY:O	32:gC:166:ARG:HG3	2.17	0.44
6:aD:209:ALA:HB2	9:dD:204:ILE:HG23	1.98	0.44
8:cD:316:GLY:C	8:cD:318:ALA:N	2.75	0.44
9:dD:209:LEU:HD22	45:dD:402:PHO:ND	2.32	0.44
12:hD:17:GLU:HB3	12:hD:20:LYS:HG3	1.99	0.44
7:bE:382:PRO:HG2	7:bE:385:ARG:HE	1.83	0.44
8:cE:405:ASN:ND2	44:cE:518:DGD:O5E	2.50	0.44
36:cE:507:CLA:HBB2	36:cE:508:CLA:H51	1.98	0.44
43:cE:519:BCR:H24C	43:cE:519:BCR:H371	1.81	0.44
10:eE:42:LEU:HD11	20:rE:5:ILE:HG13	1.98	0.44
4:hF:81:CYS:O	4:hF:85:LEU:HD23	2.15	0.44
3:4G:2:SER:HA	3:4G:98:ALA:HB1	1.99	0.44
31:jH:91:TYR:O	31:jH:95:VAL:HG23	2.17	0.44
32:cI:102:ALA:HB2	32:cI:166:ARG:HH11	1.81	0.44
32:cI:154:SER:OG	32:cI:155:ALA:N	2.50	0.44
33:cI:202:CYC:HAB2	31:hI:149:GLU:CG	2.47	0.44
32:kI:150:PRO:O	32:kI:150:PRO:CD	2.65	0.44

Continued on next page...

Continued from previous page...

Atom-1	Atom-2	Interatomic distance (Å)	Clash overlap (Å)
32:kI:162:GLY:O	32:kI:166:ARG:HG3	2.17	0.44
33:eJ:202:CYC:NC	33:eJ:202:CYC:HMD3	2.32	0.44
32:iJ:155:ALA:O	32:iJ:159:GLU:HG3	2.18	0.44
31:jJ:95:VAL:HG21	31:jJ:154:LEU:CD2	2.47	0.44
32:kJ:86:MET:SD	33:kJ:201:CYC:CBC	3.05	0.44
33:mJ:201:CYC:NC	33:mJ:201:CYC:HMD3	2.33	0.44
3:kK:83:ARG:O	3:kK:87:TYR:N	2.50	0.44
3:9K:84:ASP:OD2	3:9K:116:TYR:OH	2.34	0.44
3:4L:23:LEU:HD12	4:5L:38:VAL:HG23	1.98	0.44
4:7L:112:LEU:HD23	4:7L:160:LEU:HD21	1.99	0.44
2:BB:338:PRO:HA	2:BB:341:ARG:HG2	1.99	0.44
2:BB:697:THR:CG2	2:BB:700:LYS:HE3	2.47	0.44
2:BB:860:GLU:OE2	2:BB:874:ARG:NH2	2.50	0.44
2:CB:338:PRO:HA	2:CB:341:ARG:HG2	1.99	0.44
2:CB:774:LYS:HE3	2:CB:776:GLU:OE2	2.15	0.44
4:WB:104:LEU:HD11	4:WB:156:ILE:HG12	1.98	0.44
1:BC:189:ARG:HD3	32:gC:120:LEU:C	2.42	0.44
1:BC:189:ARG:HD3	32:gC:121:GLY:N	2.33	0.44
1:BC:200:GLN:HE22	1:BC:202:SER:C	2.25	0.44
36:BD:612:CLA:H192	42:DD:409:LHG:H223	1.99	0.44
8:CD:194:LEU:HB2	7:BE:161:LEU:HD21	1.99	0.44
43:CD:520:BCR:H15C	43:CD:520:BCR:H351	1.81	0.44
18:OD:55:ARG:CG	18:OD:167:SER:CB	2.96	0.44
6:AE:140:ARG:O	9:DE:220:ASN:ND2	2.44	0.44
6:AE:187:GLN:NE2	6:AE:191:ASN:OD1	2.44	0.44
7:BE:91:TRP:CZ3	36:BE:606:CLA:O2A	2.71	0.44
7:BE:126:PRO:O	2:B4:157:PRO:CG	2.63	0.44
7:BE:246:PHE:CZ	44:HE:102:DGD:HAN1	2.52	0.44
7:BE:252:VAL:HA	7:BE:255:THR:HG22	1.98	0.44
18:OE:200:VAL:HG21	18:OE:207:ASP:HA	1.98	0.44
3:JF:102:THR:HG23	3:JF:106:GLU:CD	2.42	0.44
4:YF:102:SER:O	4:YF:102:SER:OG	2.35	0.44
3:IG:124:GLU:OE1	3:4G:120:GLY:HA2	2.18	0.44
33:JG:201:CYC:HHA	33:JG:201:CYC:HAA2	1.84	0.44
29:QG:8:LEU:HD23	29:QG:27:LEU:CD2	2.47	0.44
1:BI:238:VAL:HG12	4:a4:62:TYR:HE2	1.82	0.44
4:MK:84:ASP:OD2	4:MK:116:TYR:OH	2.35	0.44
28:BL:113:GLU:HG3	4:ML:36:LEU:CG	2.45	0.44
3:IL:29:PHE:HB2	3:IL:36:ARG:CZ	2.48	0.44
3:IL:113:ARG:O	3:IL:117:LYS:HG3	2.17	0.44
7:B1:74:SER:HB2	7:B1:78:TRP:CZ2	2.53	0.44

Continued on next page...

Continued from previous page...

Atom-1	Atom-2	Interatomic distance (Å)	Clash overlap (Å)
8:C1:118:TYR:O	8:C1:123:GLY:N	2.45	0.44
8:C1:404:PHE:CD1	8:C1:404:PHE:O	2.70	0.44
6:a1:341:LEU:O	8:c1:300:GLN:NE2	2.49	0.44
7:b1:497:LYS:CA	9:d1:23:LYS:O	2.64	0.44
8:c1:405:ASN:ND2	44:c1:518:DGD:O5E	2.50	0.44
19:q1:121:LYS:HD2	19:q1:121:LYS:HA	1.75	0.44
32:i2:162:GLY:O	32:i2:166:ARG:HG3	2.17	0.44
33:j2:202:CYC:HMD3	33:j2:202:CYC:NC	2.33	0.44
31:d3:95:VAL:HG21	31:d3:154:LEU:CD2	2.47	0.44
32:k3:150:PRO:O	32:k3:150:PRO:CD	2.65	0.44
3:X4:44:THR:O	3:X4:47:ARG:NH2	2.45	0.44
4:Y4:58:LYS:NZ	4:Y4:132:ALA:O	2.44	0.44
4:r4:56:VAL:HG12	4:r4:60:LEU:HD12	1.99	0.44
2:B4:55:GLU:O	2:B4:59:VAL:HG23	2.17	0.44
2:B4:282:SER:OG	2:B4:283:GLY:N	2.49	0.44
31:f5:91:TYR:O	31:f5:95:VAL:HG23	2.17	0.44
31:f5:95:VAL:HG21	31:f5:154:LEU:CD2	2.47	0.44
31:h5:42:LYS:HG3	32:i5:24:ILE:HD13	1.98	0.44
31:b6:95:VAL:HG21	31:b6:154:LEU:CD2	2.46	0.44
31:d6:91:TYR:O	31:d6:95:VAL:HG23	2.17	0.44
31:h6:95:VAL:HG21	31:h6:154:LEU:CD2	2.47	0.44
33:j6:202:CYC:HMD2	32:k6:151:GLY:N	2.33	0.44
32:k6:145:PRO:O	32:k6:145:PRO:CD	2.63	0.44
1:B8:237:ARG:NH2	1:B8:237:ARG:CB	2.80	0.44
32:g8:59:LEU:CD1	32:g8:130:GLY:CA	2.90	0.44
33:c9:202:CYC:HMD3	33:c9:202:CYC:NC	2.32	0.44
32:g9:59:LEU:CD1	32:g9:130:GLY:CA	2.90	0.44
32:g9:162:GLY:O	32:g9:166:ARG:HG3	2.17	0.44
33:i9:201:CYC:HMD3	33:i9:201:CYC:NC	2.32	0.44
1:B9:205:ARG:CG	1:B9:205:ARG:NH2	2.73	0.44
33:cA:202:CYC:HMB3	31:hA:148:VAL:CG1	2.46	0.44
31:hA:91:TYR:O	31:hA:95:VAL:HG23	2.17	0.44
4:aB:50:ASN:OD1	4:aB:50:ASN:N	2.48	0.44
5:bB:22:LEU:HA	5:bB:25:THR:HG22	1.99	0.44
3:oB:24:ASP:N	3:oB:24:ASP:OD1	2.49	0.44
31:bC:32:ARG:CB	31:hC:32:ARG:CZ	2.96	0.44
32:iC:162:GLY:O	32:iC:166:ARG:HG3	2.17	0.44
24:vD:65:CYS:O	24:vD:66:HIS:ND1	2.50	0.44
6:aE:39:PRO:HG3	13:iE:15:PHE:CZ	2.47	0.44
6:aE:140:ARG:CZ	9:dE:231:THR:HG21	2.47	0.44
7:bE:40:TYR:OH	36:bE:609:CLA:OBD	2.34	0.44

Continued on next page...

Continued from previous page...

Atom-1	Atom-2	Interatomic distance (Å)	Clash overlap (Å)
7:bE:78:TRP:CD2	7:bE:78:TRP:O	2.70	0.44
7:bE:87:ASN:ND2	40:bE:602:LMT:O3'	2.50	0.44
8:cE:53:ALA:HB1	15:kE:24:LEU:HB3	1.99	0.44
43:cE:515:BCR:HC41	13:iE:24:LEU:CD2	2.45	0.44
9:dE:93:TRP:CD1	9:dE:93:TRP:H	2.35	0.44
12:hE:17:GLU:HB3	12:hE:20:LYS:HG3	1.99	0.44
27:zE:40:ILE:HG12	27:zE:40:ILE:H	1.48	0.44
3:dF:112:VAL:HG11	3:dF:160:MET:HG2	2.00	0.44
4:eF:62:TYR:OH	33:fF:201:CYC:O1D	2.31	0.44
29:gF:10:LYS:HA	29:gF:13:ASP:HB3	1.99	0.44
3:kF:91:LEU:HB3	3:kF:104:ILE:HG12	2.00	0.44
4:5G:3:ASP:HB3	4:5G:6:THR:HG23	1.99	0.44
32:cH:154:SER:O	32:cH:157:ALA:CB	2.65	0.44
33:eH:202:CYC:NC	33:eH:202:CYC:HMD3	2.32	0.44
31:fH:91:TYR:O	31:fH:95:VAL:HG23	2.17	0.44
32:gH:3:ASP:N	32:gH:6:THR:OG1	2.38	0.44
32:cI:162:GLY:O	32:cI:166:ARG:HG3	2.17	0.44
33:gI:302:CYC:NC	33:gI:302:CYC:HMD3	2.33	0.44
33:iI:201:CYC:CBD	33:iI:201:CYC:CHA	2.86	0.44
33:jI:202:CYC:HMD3	33:jI:202:CYC:NC	2.33	0.44
33:mI:201:CYC:NC	33:mI:201:CYC:HMD3	2.33	0.44
32:cJ:3:ASP:N	32:cJ:6:THR:OG1	2.38	0.44
31:fJ:95:VAL:HG21	31:fJ:154:LEU:CD2	2.47	0.44
32:iJ:59:LEU:CD1	32:iJ:130:GLY:CA	2.90	0.44
32:iJ:102:ALA:HB2	32:iJ:166:ARG:HH11	1.81	0.44
33:iJ:201:CYC:HMD3	33:iJ:201:CYC:NC	2.33	0.44
32:mJ:162:GLY:O	32:mJ:166:ARG:HG3	2.17	0.44
3:kK:91:LEU:HB3	3:kK:104:ILE:HG12	2.00	0.44
2:BB:84:PHE:HD2	7:BD:127:ARG:NE	2.13	0.44
2:BB:129:LYS:HA	2:BB:129:LYS:HD2	1.36	0.44
2:BB:165:ARG:NH1	33:BB:1002:CYC:O2A	2.49	0.44
2:BB:744:THR:HB	5:UB:20:ARG:HD2	1.99	0.44
2:CB:593:ARG:HG3	2:CB:662:TYR:HE2	1.82	0.44
3:QB:9:VAL:HG12	4:RB:107:ARG:HH22	1.82	0.44
3:SB:65:VAL:HG22	3:SB:72:ALA:H	1.82	0.44
4:WB:53:LYS:NZ	3:XB:118:SER:O	2.48	0.44
3:XB:154:ASP:HA	3:XB:157:ILE:HD12	1.99	0.44
6:AD:323:ARG:HD2	6:AD:326:LEU:HD12	1.99	0.44
7:BD:474:ILE:O	9:DD:134:ARG:NH2	2.51	0.44
9:DD:335:PRO:O	10:ED:65:ILE:HD12	2.17	0.44
37:AE:406:PL9:H371	37:AE:406:PL9:H351	1.85	0.44

Continued on next page...

Continued from previous page...

Atom-1	Atom-2	Interatomic distance (Å)	Clash overlap (Å)
7:BE:86:ASP:HB2	7:BE:87:ASN:OD1	2.17	0.44
36:BE:612:CLA:HED3	36:BE:612:CLA:H2	1.98	0.44
8:CE:59:VAL:CG1	15:KE:10:LEU:CD2	2.29	0.44
8:CE:406:TYR:CD1	8:CE:406:TYR:O	2.70	0.44
14:JE:10:TRP:C	14:JE:10:TRP:CE3	2.96	0.44
21:SE:42:UNK:O	21:SE:49:UNK:CB	2.65	0.44
28:EF:113:GLU:HA	4:hF:35:GLU:HG3	1.97	0.44
28:EF:136:ASN:ND2	29:gF:63:LEU:HA	2.30	0.44
3:XF:60:GLN:HB2	3:XF:61:LYS:HZ2	1.83	0.44
28:BG:117:PHE:HB2	28:BG:118:ALA:H	1.30	0.44
28:BG:146:GLN:CD	28:BG:146:GLN:C	2.85	0.44
29:QG:10:LYS:HA	29:QG:13:ASP:HB3	1.99	0.44
28:EK:146:GLN:CD	28:EK:146:GLN:C	2.85	0.44
3:JK:20:PRO:HA	3:JK:23:LEU:HB2	1.98	0.44
4:YK:77:ARG:NH1	4:YK:77:ARG:CG	2.73	0.44
3:ZK:71:ASN:ND2	3:ZK:120:GLY:O	2.49	0.44
3:AL:70:GLY:N	3:KL:64:ASP:OD2	2.50	0.44
4:HL:80:ALA:O	4:HL:84:ASP:N	2.42	0.44
4:HL:96:MET:HG3	4:HL:149:MET:HG2	2.00	0.44
3:IL:112:VAL:CG1	3:IL:112:VAL:O	2.65	0.44
3:IL:126:VAL:HG22	33:IL:201:CYC:HMC1	1.99	0.44
4:JL:51:ILE:HD13	4:JL:137:THR:HG22	1.98	0.44
3:RL:87:TYR:HB3	33:RL:201:CYC:HBB3	1.97	0.44
4:SL:4:ALA:N	4:SL:100:ASP:OD2	2.50	0.44
42:A1:411:LHG:H102	36:C1:510:CLA:HMD1	1.99	0.44
7:B1:474:ILE:O	9:D1:134:ARG:NH2	2.51	0.44
36:B1:612:CLA:H2	36:B1:612:CLA:HED3	1.98	0.44
9:D1:335:PRO:O	10:E1:65:ILE:HD12	2.17	0.44
10:E1:69:ARG:NH1	10:E1:69:ARG:CG	2.78	0.44
17:M1:36:GLU:HG3	17:m1:32:ARG:HH12	1.81	0.44
19:Q1:115:MET:HE2	19:Q1:115:MET:HB2	1.84	0.44
6:a1:209:ALA:HB2	9:d1:204:ILE:HG23	1.98	0.44
7:b1:245:VAL:O	7:b1:249:ALA:N	2.51	0.44
8:c1:266:LEU:HD12	36:c1:503:CLA:HBC1	1.94	0.44
9:d1:65:SER:OG	9:d1:77:ALA:O	2.36	0.44
9:d1:121:ALA:O	9:d1:123:ILE:CA	2.66	0.44
12:h1:17:GLU:HB3	12:h1:20:LYS:HG3	1.99	0.44
24:v1:65:CYS:O	24:v1:66:HIS:ND1	2.50	0.44
33:c2:202:CYC:HAB2	31:h2:149:GLU:CG	2.47	0.44
32:g2:162:GLY:O	32:g2:166:ARG:HG3	2.17	0.44
32:i2:102:ALA:HB2	32:i2:166:ARG:HH11	1.81	0.44

Continued on next page...

Continued from previous page...

Atom-1	Atom-2	Interatomic distance (Å)	Clash overlap (Å)
31:l2:91:TYR:CE2	31:l2:129:TYR:HD1	2.25	0.44
1:B2:205:ARG:O	3:o4:77:MET:SD	2.75	0.44
32:g3:121:GLY:N	1:B3:189:ARG:HD3	2.32	0.44
31:h3:91:TYR:O	31:h3:95:VAL:HG23	2.16	0.44
32:i3:75:THR:OG1	32:i3:78:ARG:HB2	2.16	0.44
32:i3:155:ALA:O	32:i3:159:GLU:HG3	2.18	0.44
31:j3:91:TYR:O	31:j3:95:VAL:HG23	2.17	0.44
32:k3:162:GLY:O	32:k3:166:ARG:HG3	2.17	0.44
4:r4:147:LYS:HE2	2:B4:717:MET:HB2	2.00	0.44
2:C4:593:ARG:HG3	2:C4:662:TYR:HE2	1.82	0.44
4:P4:108:VAL:HA	33:P4:201:CYC:HBB3	1.84	0.44
4:P4:154:ASP:N	4:P4:154:ASP:OD1	2.47	0.44
31:b5:32:ARG:CB	31:h5:32:ARG:CZ	2.96	0.44
32:g5:69:PRO:O	32:g5:69:PRO:CD	2.66	0.44
32:i6:86:MET:SD	33:i6:202:CYC:CBC	3.05	0.44
32:k6:86:MET:SD	33:k6:201:CYC:CBC	3.05	0.44
31:d7:93:ARG:NH1	32:e7:16:GLY:O	2.50	0.44
31:d7:95:VAL:HG21	31:d7:154:LEU:CD2	2.47	0.44
31:f7:108:ASP:O	1:B7:23:VAL:HB	2.16	0.44
31:h7:84:CYS:SG	33:h7:201:CYC:HBC1	2.58	0.44
31:h7:95:VAL:HG21	31:h7:154:LEU:CD2	2.47	0.44
32:i7:86:MET:SD	33:i7:202:CYC:CBC	3.05	0.44
31:j7:117:GLU:HA	1:B7:62:LYS:NZ	2.33	0.44
33:m7:201:CYC:HBD1	33:m7:201:CYC:CHA	2.29	0.44
31:d9:148:VAL:CG1	33:m9:201:CYC:HMB2	2.42	0.44
33:j9:202:CYC:CBD	33:j9:202:CYC:CHA	2.86	0.44
33:cA:202:CYC:HMD3	33:cA:202:CYC:NC	2.32	0.44
31:dA:149:GLU:C	31:dA:152:SER:HG	2.18	0.44
32:gA:3:ASP:N	32:gA:6:THR:OG1	2.38	0.44
3:oB:138:THR:HG22	3:oB:146:ALA:HB1	1.99	0.44
33:zB:201:CYC:HAA1	33:zB:201:CYC:HHA	1.80	0.44
31:dC:91:TYR:O	31:dC:95:VAL:HG23	2.17	0.44
32:kC:145:PRO:O	32:kC:145:PRO:CD	2.63	0.44
6:aD:233:GLN:O	9:dD:265:ARG:NH1	2.49	0.44
7:bD:497:LYS:CA	9:dD:23:LYS:O	2.64	0.44
43:hD:105:BCR:H11C	43:hD:105:BCR:H341	1.73	0.44
19:qD:90:VAL:O	19:qD:98:GLN:NE2	2.50	0.44
7:bE:75:TRP:NE1	7:bE:92:SER:CB	2.80	0.44
8:cE:251:PHE:HB2	8:cE:253:TRP:CH2	2.53	0.44
36:cE:513:CLA:H2A	36:cE:513:CLA:HED2	1.98	0.44
13:iE:8:VAL:O	13:iE:11:VAL:HG12	2.15	0.44

Continued on next page...

Continued from previous page...

Atom-1	Atom-2	Interatomic distance (Å)	Clash overlap (Å)
33:jH:202:CYC:HMD3	33:jH:202:CYC:NC	2.32	0.44
32:kH:162:GLY:O	32:kH:166:ARG:HG3	2.17	0.44
32:mH:148:ILE:HG21	33:mH:201:CYC:CHD	2.47	0.44
32:iI:162:GLY:O	32:iI:166:ARG:HG3	2.17	0.44
32:mI:148:ILE:HG21	33:mI:201:CYC:CHD	2.47	0.44
3:fK:9:VAL:HG23	29:gK:108:ARG:HH22	1.82	0.44
4:7L:74:THR:HG22	5:8L:63:ASN:HB2	1.89	0.44
2:BB:79:GLY:O	2:BB:81:PRO:HG3	2.17	0.44
2:CB:252:ARG:NE	2:CB:415:GLU:OE1	2.41	0.44
4:PB:108:VAL:HA	33:PB:201:CYC:HBB3	1.84	0.44
36:BD:609:CLA:H8	36:BD:609:CLA:H51	1.76	0.44
36:BD:612:CLA:HED3	36:BD:612:CLA:H2	1.98	0.44
13:ID:26:ASN:HD22	13:ID:26:ASN:HA	1.49	0.44
17:MD:32:ARG:HH12	17:mD:36:GLU:HG2	1.81	0.44
36:BE:602:CLA:H151	36:BE:602:CLA:H112	1.68	0.44
38:BE:621:SQD:H251	22:tE:21:ILE:HG21	1.99	0.44
8:CE:14:ASP:CG	8:CE:15:GLN:N	2.74	0.44
8:CE:122:ARG:CZ	27:ZE:33:TRP:CH2	2.85	0.44
8:CE:133:PHE:C	8:CE:133:PHE:HD1	2.26	0.44
8:CE:318:ALA:HB1	23:UE:123:ASP:HB3	2.00	0.44
8:CE:404:PHE:CD1	8:CE:404:PHE:O	2.70	0.44
9:DE:335:PRO:O	10:EE:65:ILE:HD12	2.17	0.44
28:EF:146:GLN:C	28:EF:146:GLN:CD	2.85	0.44
3:JF:35:ARG:NH2	3:JF:144:GLU:O	2.50	0.44
3:LF:126:VAL:HG13	33:LF:201:CYC:HBC3	1.98	0.44
3:AG:70:GLY:N	3:KG:64:ASP:OD2	2.50	0.44
4:HG:96:MET:HG3	4:HG:149:MET:HG2	2.00	0.44
3:IG:51:ILE:CD1	3:IG:89:LEU:HD12	2.47	0.44
29:QG:8:LEU:HD23	29:QG:27:LEU:CG	2.48	0.44
33:RG:201:CYC:HHD	33:RG:201:CYC:HAC1	1.71	0.44
28:EK:123:LEU:HA	28:EK:124:PRO:HD3	1.83	0.44
4:KK:83:ARG:HG3	5:NK:18:THR:CG2	2.46	0.44
28:BL:121:TYR:HD1	28:BL:121:TYR:H	1.64	0.44
28:BL:123:LEU:HD22	4:JL:134:LYS:CE	2.43	0.44
28:BL:137:MET:O	28:BL:137:MET:HE2	2.17	0.44
28:BL:146:GLN:CD	28:BL:146:GLN:C	2.85	0.44
29:QL:8:LEU:HD23	29:QL:27:LEU:CG	2.48	0.44
8:C1:406:TYR:O	8:C1:406:TYR:CD1	2.70	0.44
9:D1:65:SER:OG	9:D1:77:ALA:O	2.36	0.44
14:J1:10:TRP:C	14:J1:10:TRP:CE3	2.96	0.44
18:O1:61:ASP:OD2	18:O1:66:TYR:OH	2.34	0.44

Continued on next page...

Continued from previous page...

Atom-1	Atom-2	Interatomic distance (Å)	Clash overlap (Å)
24:V1:79:LEU:HB2	24:V1:155:TRP:CD1	2.52	0.44
7:b1:212:ALA:HB2	36:h1:101:CLA:HMC3	1.98	0.44
8:c1:265:ALA:HB1	36:c1:502:CLA:H142	1.77	0.44
8:c1:266:LEU:C	8:c1:266:LEU:HD13	2.43	0.44
10:e1:71:ASP:HB3	10:e1:74:THR:HG23	1.99	0.44
10:e1:76:ILE:HA	10:e1:76:ILE:HD13	1.73	0.44
18:o1:169:ASP:OD1	18:o1:169:ASP:N	2.42	0.44
33:c2:202:CYC:HAB2	31:h2:149:GLU:HG2	1.95	0.44
1:B2:205:ARG:CG	1:B2:205:ARG:NH2	2.73	0.44
1:B2:235:VAL:HG21	3:O4:48:GLU:CD	2.43	0.44
32:c3:150:PRO:O	32:c3:150:PRO:CD	2.63	0.44
33:g3:201:CYC:NC	33:g3:201:CYC:HMD3	2.33	0.44
31:j3:117:GLU:HA	1:B3:62:LYS:NZ	2.33	0.44
4:T4:113:LYS:HE2	4:aB:161:SER:HB2	1.98	0.44
2:B4:593:ARG:HG3	2:B4:662:TYR:HE2	1.82	0.44
2:C4:148:ARG:HH11	8:cE:13:ARG:HH12	1.43	0.44
3:O4:118:SER:O	3:O4:118:SER:OG	2.33	0.44
31:f6:113:ALA:C	1:B6:21:TYR:O	2.61	0.44
31:f6:149:GLU:OE2	33:j6:202:CYC:CAB	2.51	0.44
33:j7:202:CYC:HMD3	33:j7:202:CYC:NC	2.33	0.44
33:m7:201:CYC:NC	33:m7:201:CYC:HMD3	2.33	0.44
31:f8:95:VAL:HG21	31:f8:154:LEU:CD2	2.46	0.44
31:h8:84:CYS:SG	33:h8:201:CYC:HBC1	2.58	0.44
32:k8:86:MET:SD	33:k8:201:CYC:CBC	3.05	0.44
31:f9:113:ALA:HA	1:B9:23:VAL:HG23	1.98	0.44
1:B9:205:ARG:HB2	1:B9:206:PHE:HD1	1.82	0.44
33:gA:302:CYC:HMD3	33:gA:302:CYC:NC	2.33	0.44
32:mA:44:ILE:HG12	32:mA:142:VAL:HG22	1.80	0.44
3:qB:154:ASP:HA	3:qB:157:ILE:HD12	1.99	0.44
4:xB:43:THR:O	4:xB:47:ASN:ND2	2.43	0.44
33:cC:202:CYC:HMD3	33:cC:202:CYC:NC	2.32	0.44
33:cC:202:CYC:HAB2	31:hC:149:GLU:CG	2.47	0.44
32:eC:69:PRO:O	32:eC:69:PRO:CD	2.66	0.44
31:fC:149:GLU:OE2	33:jC:202:CYC:CAB	2.51	0.44
33:iC:201:CYC:HMD3	33:iC:201:CYC:NC	2.32	0.44
33:mC:201:CYC:NC	33:mC:201:CYC:HMD3	2.33	0.44
9:dD:121:ALA:O	9:dD:123:ILE:CA	2.66	0.44
15:kD:23:ILE:HD11	26:yD:72:LEU:HD22	1.99	0.44
18:oD:167:SER:OG	18:oD:167:SER:O	2.30	0.44
8:cE:427:GLY:HA2	8:cE:430:TRP:HB3	2.00	0.44
18:oE:120:SER:OG	18:oE:159:PRO:O	2.31	0.44

Continued on next page...

Continued from previous page...

Atom-1	Atom-2	Interatomic distance (Å)	Clash overlap (Å)
19:qE:90:VAL:O	19:qE:98:GLN:NE2	2.50	0.44
26:yE:81:VAL:HA	26:yE:84:VAL:HG12	1.99	0.44
27:zE:33:TRP:O	27:zE:33:TRP:CD1	2.69	0.44
29:gF:135:LYS:CB	29:gF:157:PHE:HB3	2.44	0.44
3:kF:102:THR:HA	3:kF:105:GLU:HG2	2.00	0.44
3:kF:130:VAL:HA	3:kF:133:MET:HB2	2.00	0.44
33:cH:202:CYC:HAB2	31:hH:149:GLU:CG	2.47	0.44
33:gH:201:CYC:NC	33:gH:201:CYC:HMD3	2.33	0.44
31:hH:84:CYS:SG	33:hH:201:CYC:HBC1	2.58	0.44
33:iH:201:CYC:HMD3	33:iH:201:CYC:NC	2.32	0.44
31:bI:32:ARG:CB	31:hI:32:ARG:CZ	2.96	0.44
33:cI:202:CYC:CBD	33:cI:202:CYC:CHA	2.85	0.44
31:dI:93:ARG:NH1	32:eI:16:GLY:O	2.50	0.44
31:dI:148:VAL:CG1	33:mI:201:CYC:HMB2	2.42	0.44
31:jI:91:TYR:O	31:jI:95:VAL:HG23	2.17	0.44
31:dJ:93:ARG:NH1	32:eJ:16:GLY:O	2.50	0.44
3:fK:99:GLY:O	3:fK:152:TYR:OH	2.32	0.44
29:gK:10:LYS:HA	29:gK:13:ASP:HB3	1.99	0.44
3:4L:115:MET:O	3:4L:118:SER:OG	2.34	0.44
1:BA:189:ARG:HD3	32:gA:120:LEU:C	2.42	0.44
1:BA:204:ARG:CA	3:qB:77:MET:HE1	2.35	0.44
2:BB:591:THR:OG1	2:BB:592:VAL:N	2.49	0.44
2:BB:628:GLY:O	2:BB:675:ARG:N	2.51	0.44
2:CB:55:GLU:O	2:CB:59:VAL:HG23	2.17	0.44
6:AD:157:VAL:HG22	6:AD:172:LEU:HB2	2.00	0.44
36:AD:405:CLA:H121	36:DD:406:CLA:H172	1.99	0.44
14:JD:10:TRP:C	14:JD:10:TRP:CE3	2.96	0.44
6:AE:157:VAL:HG22	6:AE:172:LEU:HB2	2.00	0.44
7:BE:74:SER:HB2	7:BE:78:TRP:CZ2	2.52	0.44
7:BE:496:GLN:NE2	7:BE:496:GLN:C	2.73	0.44
36:BE:603:CLA:H41	36:BE:603:CLA:H61	1.81	0.44
8:CE:43:HIS:HD2	36:CE:511:CLA:H3A	1.82	0.44
8:CE:402:GLN:CD	8:CE:402:GLN:C	2.85	0.44
17:ME:36:GLU:HG3	17:mE:32:ARG:HH12	1.82	0.44
4:IF:61:LEU:HD13	4:IF:61:LEU:HA	1.76	0.44
3:JF:65:VAL:CG1	33:JF:201:CYC:C1C	2.95	0.44
4:YF:119:LEU:HD11	33:YF:201:CYC:CAA	2.48	0.44
3:IG:71:ASN:HD22	3:IG:121:THR:HG22	1.83	0.44
3:RG:83:ARG:NH2	3:RG:87:TYR:OH	2.46	0.44
3:TG:14:GLU:HG3	2:B4:274:ALA:HB3	1.99	0.44
4:UG:28:LYS:HB2	4:UG:28:LYS:HE3	1.88	0.44

Continued on next page...

Continued from previous page...

Atom-1	Atom-2	Interatomic distance (Å)	Clash overlap (Å)
1:BH:199:TRP:CZ2	3:dF:59:PHE:HD2	2.35	0.44
1:BH:237:ARG:NH2	1:BH:237:ARG:CB	2.80	0.44
1:BI:21:TYR:O	31:fI:113:ALA:C	2.61	0.44
1:BJ:237:ARG:CG	1:BJ:237:ARG:NH2	2.80	0.44
3:JK:16:ARG:O	4:KK:94:TYR:OH	2.35	0.44
3:LK:126:VAL:HG13	33:LK:201:CYC:HBC3	1.98	0.44
3:IL:104:ILE:HG21	3:IL:156:LEU:CD2	2.43	0.44
3:IL:150:GLY:HA2	3:IL:153:PHE:HD2	1.82	0.44
36:C1:513:CLA:H92	36:C1:513:CLA:H62	1.82	0.44
8:c1:427:GLY:HA2	8:c1:430:TRP:HB3	2.00	0.44
9:d1:89:LEU:O	9:d1:90:LEU:C	2.56	0.44
9:d1:111:TRP:CZ3	9:d1:115:ALA:HB2	2.52	0.44
31:b2:32:ARG:CB	31:h2:32:ARG:HH22	2.29	0.44
33:g2:201:CYC:NC	33:g2:201:CYC:HMD3	2.33	0.44
33:c3:202:CYC:HMD3	33:c3:202:CYC:NC	2.32	0.44
32:e3:69:PRO:O	32:e3:69:PRO:CD	2.66	0.44
31:f3:117:GLU:OE1	1:B3:21:TYR:CD2	2.71	0.44
32:i3:162:GLY:O	32:i3:166:ARG:HG3	2.17	0.44
32:k3:69:PRO:O	32:k3:69:PRO:CD	2.66	0.44
4:T4:3:ASP:H	4:T4:6:THR:HG1	1.62	0.44
4:t4:75:THR:OG1	3:o4:115:MET:SD	2.75	0.44
4:v4:47:ASN:HB3	4:v4:50:ASN:HB3	2.00	0.44
4:p4:62:TYR:OH	33:q4:201:CYC:O1D	2.36	0.44
4:x4:85:LEU:HD23	4:x4:88:TYR:HD2	1.83	0.44
2:C4:594:GLU:OE2	2:C4:597:ARG:NH1	2.50	0.44
3:Q4:36:ARG:HA	3:Q4:39:ILE:HD12	2.00	0.44
1:B5:231:PRO:HB3	3:4L:83:ARG:HA	1.98	0.44
32:i5:3:ASP:N	32:i5:6:THR:OG1	2.38	0.44
33:i5:201:CYC:HMD3	33:i5:201:CYC:NC	2.32	0.44
32:g6:121:GLY:N	1:B6:189:ARG:CD	2.80	0.44
32:g7:121:GLY:N	1:B7:189:ARG:HD3	2.33	0.44
32:k7:69:PRO:O	32:k7:69:PRO:CD	2.66	0.44
31:b8:70:GLN:HE22	31:l9:57:GLN:CA	2.27	0.44
31:j8:95:VAL:HG21	31:j8:154:LEU:CD2	2.47	0.44
32:g9:121:GLY:N	1:B9:189:ARG:HD2	2.32	0.44
32:cA:154:SER:OG	32:cA:155:ALA:N	2.50	0.44
32:cA:162:GLY:O	32:cA:166:ARG:HG3	2.17	0.44
31:lA:91:TYR:O	31:lA:95:VAL:HG23	2.17	0.44
4:vB:37:ARG:NH1	4:vB:96:MET:O	2.45	0.44
32:iC:151:GLY:CA	33:iC:201:CYC:HMD2	2.40	0.44
32:kC:150:PRO:O	32:kC:150:PRO:CD	2.65	0.44

Continued on next page...

Continued from previous page...

Atom-1	Atom-2	Interatomic distance (Å)	Clash overlap (Å)
6:aD:341:LEU:O	8:cD:300:GLN:NE2	2.49	0.44
7:bD:382:PRO:HG2	7:bD:385:ARG:HE	1.83	0.44
7:bD:495:PHE:HA	7:bD:496:GLN:HA	1.85	0.44
8:cD:427:GLY:HA2	8:cD:430:TRP:HB3	2.00	0.44
36:cD:513:CLA:H2A	36:cD:513:CLA:HED2	1.98	0.44
36:bE:613:CLA:H192	42:dE:409:LHG:H223	2.00	0.44
24:vE:52:LYS:HE2	24:vE:52:LYS:HB3	1.74	0.44
3:dF:23:LEU:HD22	4:eF:38:VAL:HG23	2.00	0.44
31:hH:91:TYR:O	31:hH:95:VAL:HG23	2.16	0.44
31:lH:91:TYR:O	31:lH:95:VAL:HG23	2.17	0.44
32:mH:69:PRO:O	32:mH:69:PRO:CD	2.66	0.44
32:mH:162:GLY:O	32:mH:166:ARG:HG3	2.17	0.44
32:cI:69:PRO:O	32:cI:69:PRO:CD	2.66	0.44
32:cI:154:SER:O	32:cI:157:ALA:CB	2.65	0.44
33:cI:202:CYC:HMB3	31:hI:148:VAL:CG1	2.46	0.44
31:hJ:84:CYS:SG	33:hJ:201:CYC:HBC1	2.58	0.44
4:hK:20:ASP:OD1	4:hK:20:ASP:N	2.46	0.44
1:BA:218:PRO:HG3	3:uB:75:GLU:OE2	2.15	0.44
2:CB:630:PRO:CG	2:CB:678:THR:HG23	2.48	0.44
3:OB:76:GLU:HG3	3:OB:77:MET:H	1.79	0.44
3:QB:36:ARG:HA	3:QB:39:ILE:HD12	2.00	0.44
8:CD:318:ALA:HB1	23:UD:123:ASP:HB3	1.99	0.44
14:JD:7:LEU:N	14:JD:7:LEU:CD2	2.73	0.44
17:MD:36:GLU:HG3	17:mD:32:ARG:HH12	1.82	0.44
7:BE:474:ILE:O	9:DE:134:ARG:NH2	2.51	0.44
9:DE:341:PHE:HA	9:DE:342:PRO:HD3	1.88	0.44
25:XE:25:VAL:HG13	25:XE:29:PHE:HD2	1.82	0.44
43:ZE:101:BCR:H15C	43:ZE:101:BCR:H351	1.81	0.44
4:YF:81:CYS:C	33:YF:201:CYC:CAC	2.70	0.44
3:ZF:64:ASP:O	3:ZF:67:SER:OG	2.35	0.44
28:BG:119:THR:CG2	4:MG:147:LYS:O	2.66	0.44
28:BG:131:ARG:HB3	4:JG:62:TYR:CG	2.51	0.44
3:KG:2:SER:N	3:KG:5:THR:OG1	2.46	0.44
4:SG:4:ALA:N	4:SG:100:ASP:OD2	2.50	0.44
3:TG:80:THR:O	3:TG:84:ASP:N	2.47	0.44
4:KK:144:ASP:N	4:KK:144:ASP:OD1	2.50	0.44
4:MK:127:VAL:HA	4:MK:130:ILE:HG22	1.98	0.44
3:NL:71:ASN:OD1	3:NL:71:ASN:N	2.49	0.44
4:OL:72:MET:HB3	4:OL:72:MET:HE3	1.82	0.44
3:RL:36:ARG:HA	3:RL:39:ILE:HD12	1.99	0.44
3:TL:126:VAL:HG12	33:TL:201:CYC:H3C	1.99	0.44

Continued on next page...

Continued from previous page...

Atom-1	Atom-2	Interatomic distance (Å)	Clash overlap (Å)
30:VL:9:LEU:HD11	4:WL:1:MET:HG2	1.99	0.44
6:A1:157:VAL:HG22	6:A1:172:LEU:HB2	2.00	0.44
7:B1:75:TRP:HE3	7:B1:94:GLU:CB	2.29	0.44
43:B1:616:BCR:H20C	43:B1:616:BCR:H361	1.83	0.44
8:C1:10:LEU:C	8:C1:10:LEU:CD2	2.86	0.44
8:C1:192:ASN:CA	40:C1:520:LMT:H11	2.47	0.44
36:C1:511:CLA:H142	36:C1:511:CLA:H112	1.87	0.44
7:b1:387:GLU:HG3	23:u1:130:VAL:HG11	1.99	0.44
9:d1:93:TRP:HB2	9:d1:99:TRP:HE1	1.83	0.44
15:k1:23:ILE:HD11	26:y1:72:LEU:HD22	1.99	0.44
31:f2:91:TYR:O	31:f2:95:VAL:HG23	2.17	0.44
4:a4:68:PRO:HB2	4:a4:69:GLY:H	1.56	0.44
4:v4:76:ARG:NH2	2:B4:912:ASP:O	2.45	0.44
2:B4:132:PHE:O	2:B4:132:PHE:CG	2.69	0.44
2:B4:594:GLU:OE2	2:B4:597:ARG:NH1	2.50	0.44
2:C4:252:ARG:NE	2:C4:415:GLU:OE1	2.41	0.44
2:C4:566:GLN:HG2	2:C4:672:PRO:HG2	2.00	0.44
2:C4:628:GLY:O	2:C4:675:ARG:N	2.51	0.44
31:b5:91:TYR:O	31:b5:95:VAL:HG23	2.17	0.44
32:c5:3:ASP:N	32:c5:6:THR:OG1	2.38	0.44
32:i5:162:GLY:O	32:i5:166:ARG:HG3	2.17	0.44
31:l5:91:TYR:O	31:l5:95:VAL:HG23	2.17	0.44
33:m5:201:CYC:NC	33:m5:201:CYC:HMD3	2.33	0.44
31:d6:95:VAL:HG21	31:d6:154:LEU:CD2	2.47	0.44
33:g6:201:CYC:NC	33:g6:201:CYC:HMD3	2.33	0.44
31:l6:95:VAL:HG21	31:l6:154:LEU:CD2	2.46	0.44
32:k7:162:GLY:O	32:k7:166:ARG:HG3	2.17	0.44
1:B7:203:VAL:C	3:wB:77:MET:HE3	2.41	0.44
33:c8:202:CYC:CBD	33:c8:202:CYC:CHA	2.85	0.44
32:g9:65:GLN:N	1:B9:199:TRP:CH2	2.83	0.44
32:cA:102:ALA:HB2	32:cA:166:ARG:HH11	1.81	0.44
32:gA:102:ALA:HB2	32:gA:166:ARG:HH11	1.82	0.44
32:gA:162:GLY:O	32:gA:166:ARG:HG3	2.17	0.44
32:iA:162:GLY:O	32:iA:166:ARG:HG3	2.17	0.44
32:mA:69:PRO:O	32:mA:69:PRO:CD	2.66	0.44
4:rB:124:GLY:HA2	4:rB:127:VAL:HG12	2.00	0.44
32:eC:59:LEU:CD1	32:eC:130:GLY:CA	2.90	0.44
31:fC:95:VAL:HG21	31:fC:154:LEU:CD2	2.47	0.44
32:kC:3:ASP:N	32:kC:6:THR:OG1	2.38	0.44
6:aD:156:ALA:HA	6:aD:160:VAL:HB	1.98	0.44
7:bD:78:TRP:CD2	7:bD:78:TRP:O	2.70	0.44

Continued on next page...

Continued from previous page...

Atom-1	Atom-2	Interatomic distance (Å)	Clash overlap (Å)
7:bD:383:PHE:HE1	18:oD:197:ASP:HB2	1.83	0.44
7:bD:387:GLU:HG3	23:uD:130:VAL:HG11	1.99	0.44
36:bD:613:CLA:H192	42:dD:409:LHG:H223	2.00	0.44
8:cD:102:GLY:O	8:cD:106:LEU:N	2.49	0.44
8:cD:259:LEU:HD13	36:cD:510:CLA:CMD	2.47	0.44
9:dD:65:SER:OG	9:dD:77:ALA:O	2.36	0.44
13:iD:23:PHE:HD1	13:iD:23:PHE:HA	1.70	0.44
24:vD:117:HIS:ND1	24:vD:118:PRO:O	2.46	0.44
7:bE:78:TRP:O	7:bE:78:TRP:CG	2.70	0.44
7:bE:383:PHE:HE1	18:oE:197:ASP:HB2	1.83	0.44
8:cE:163:VAL:HG11	8:cE:225:ILE:HG12	1.99	0.44
4:aF:19:LEU:HD23	4:aF:19:LEU:HA	1.88	0.44
4:7G:112:LEU:HD23	4:7G:160:LEU:HD21	1.99	0.44
32:cH:150:PRO:O	32:cH:150:PRO:CD	2.64	0.44
32:cJ:102:ALA:HB2	32:cJ:166:ARG:HH11	1.81	0.44
31:fJ:91:TYR:O	31:fJ:95:VAL:HG23	2.17	0.44
33:3K:101:CYC:HBC3	4:lK:126:THR:HA	2.00	0.44
4:hK:65:ILE:HG22	4:hK:72:MET:HB2	1.99	0.44
3:9K:36:ARG:NH2	3:9K:152:TYR:OH	2.50	0.44
3:4L:2:SER:HA	3:4L:98:ALA:HB1	1.99	0.44
3:4L:12:ASP:OD2	4:5L:107:ARG:NH1	2.51	0.44
1:BA:62:LYS:NZ	31:jA:117:GLU:HA	2.33	0.44
2:CB:275:ARG:HG2	2:CB:414:THR:HG21	2.00	0.44
4:PB:61:LEU:HG	33:QB:201:CYC:HAA2	1.99	0.44
4:PB:64:ASP:N	4:PB:64:ASP:OD1	2.41	0.44
4:TB:64:ASP:HB3	4:TB:67:ARG:HD2	1.98	0.44
3:VB:2:SER:N	3:VB:5:THR:OG1	2.44	0.44
1:BC:22:GLU:CA	31:fC:113:ALA:HB1	2.40	0.44
1:BC:62:LYS:NZ	31:jC:117:GLU:HA	2.33	0.44
42:AD:411:LHG:H102	36:CD:510:CLA:HMD1	2.00	0.44
7:BD:236:THR:N	7:BD:473:THR:HG21	2.33	0.44
7:BD:496:GLN:NE2	7:BD:496:GLN:C	2.73	0.44
18:OD:35:TYR:HB2	18:OD:38:ILE:HD12	1.99	0.44
18:OD:200:VAL:HG21	18:OD:207:ASP:HA	1.98	0.44
38:AE:407:SQD:H212	38:AE:407:SQD:H181	1.87	0.44
7:BE:78:TRP:CD1	7:BE:78:TRP:H	2.34	0.44
7:BE:347:THR:OG1	7:BE:398:THR:OG1	2.36	0.44
7:BE:382:PRO:HG2	7:BE:385:ARG:HE	1.83	0.44
7:BE:495:PHE:HA	7:BE:496:GLN:HA	1.53	0.44
36:CE:505:CLA:H193	36:CE:511:CLA:H42	2.00	0.44
4:IF:96:MET:HE2	4:IF:96:MET:HB2	1.96	0.44

Continued on next page...

Continued from previous page...

Atom-1	Atom-2	Interatomic distance (Å)	Clash overlap (Å)
3:JF:52:LYS:HE3	1:BH:228:VAL:HG23	1.99	0.44
4:YF:109:LEU:HD11	4:YF:156:ILE:HA	2.00	0.44
3:IG:8:ILE:O	3:IG:12:ASP:CG	2.60	0.44
4:LG:61:LEU:HD23	4:LG:61:LEU:HA	1.87	0.44
1:BH:237:ARG:NH2	1:BH:237:ARG:CG	2.80	0.44
4:YK:65:ILE:HG22	4:YK:72:MET:H	1.82	0.44
4:YK:119:LEU:HD11	33:YK:201:CYC:CAA	2.48	0.44
7:B1:496:GLN:NE2	7:B1:496:GLN:C	2.73	0.44
14:J1:10:TRP:CZ3	14:J1:11:LEU:HD12	2.52	0.44
18:O1:166:THR:O	18:oD:168:THR:HG22	2.17	0.44
23:U1:76:MET:HE3	23:U1:95:LEU:HB3	2.00	0.44
24:V1:151:ARG:NH1	24:V1:154:GLN:CG	2.74	0.44
6:a1:140:ARG:NH1	9:d1:231:THR:CG2	2.80	0.44
6:a1:210:LEU:O	6:a1:214:MET:N	2.51	0.44
7:b1:63:MET:HE1	7:b1:80:LEU:HD21	1.99	0.44
7:b1:231:MET:HA	7:b1:236:THR:HG21	1.98	0.44
14:j1:14:THR:HG22	15:k1:37:VAL:CG2	2.48	0.44
17:m1:24:ILE:HG22	17:m1:25:LEU:HD12	1.99	0.44
32:c2:102:ALA:HB2	32:c2:166:ARG:HH11	1.81	0.44
31:h3:84:CYS:SG	33:h3:201:CYC:HBC1	2.58	0.44
1:B3:239:ALA:HB3	4:W4:62:TYR:HD1	1.60	0.44
4:T4:50:ASN:O	4:T4:54:GLU:N	2.46	0.44
3:V4:130:VAL:HG13	3:V4:157:ILE:HG12	1.99	0.44
3:s4:20:PRO:HA	3:s4:23:LEU:HB2	1.99	0.44
3:o4:138:THR:HG22	3:o4:146:ALA:HB1	1.99	0.44
3:q4:4:VAL:O	3:q4:4:VAL:CG1	2.65	0.44
1:B5:237:ARG:HB3	4:1L:62:TYR:HB3	1.39	0.44
33:c5:202:CYC:HAB2	31:h5:149:GLU:CG	2.47	0.44
32:e5:59:LEU:CD1	32:e5:130:GLY:CA	2.90	0.44
33:g5:201:CYC:HMD3	33:g5:201:CYC:NC	2.33	0.44
31:b7:91:TYR:O	31:b7:95:VAL:HG23	2.17	0.44
31:f7:117:GLU:OE1	1:B7:21:TYR:CD2	2.71	0.44
32:g7:68:ALA:HB1	1:B7:198:ILE:HD13	1.99	0.44
33:j8:202:CYC:HMD3	33:j8:202:CYC:NC	2.32	0.44
32:c9:154:SER:OG	32:c9:155:ALA:N	2.50	0.44
32:i9:59:LEU:CD2	32:i9:130:GLY:HA2	2.45	0.44
32:k9:72:ASN:HD22	32:k9:123:PRO:HG3	1.81	0.44
1:B9:206:PHE:C	1:B9:207:VAL:CG1	2.90	0.44
31:bA:95:VAL:HG21	31:bA:154:LEU:CD2	2.46	0.44
32:cA:154:SER:O	32:cA:157:ALA:CB	2.65	0.44
32:iA:75:THR:OG1	32:iA:78:ARG:HB2	2.16	0.44

Continued on next page...

Continued from previous page...

Atom-1	Atom-2	Interatomic distance (Å)	Clash overlap (Å)
32:kA:69:PRO:O	32:kA:69:PRO:CD	2.66	0.44
4:vB:47:ASN:HB3	4:vB:50:ASN:HB3	2.00	0.44
4:pB:130:ILE:HA	4:pB:133:MET:HB2	2.00	0.44
33:eC:202:CYC:NC	33:eC:202:CYC:HMD3	2.32	0.44
33:gC:302:CYC:NC	33:gC:302:CYC:HMD3	2.33	0.44
31:jC:91:TYR:O	31:jC:95:VAL:HG23	2.17	0.44
33:jC:202:CYC:HMD3	33:jC:202:CYC:NC	2.33	0.44
32:mC:162:GLY:O	32:mC:166:ARG:HG3	2.17	0.44
8:cD:163:VAL:HG11	8:cD:225:ILE:HG12	1.99	0.44
9:dD:93:TRP:CD1	9:dD:93:TRP:H	2.35	0.44
9:dD:189:HIS:HA	9:dD:294:ARG:HD3	2.00	0.44
15:kD:17:PHE:C	15:kD:19:PRO:N	2.76	0.44
26:yD:65:LEU:C	26:yD:65:LEU:CD1	2.89	0.44
27:zD:33:TRP:O	27:zD:33:TRP:CD1	2.70	0.44
8:cE:223:GLY:O	8:cE:227:ILE:N	2.49	0.44
9:dE:121:ALA:O	9:dE:123:ILE:CA	2.66	0.44
9:dE:189:HIS:HA	9:dE:294:ARG:HD3	2.00	0.44
26:yE:86:LEU:HD21	27:zE:25:VAL:HA	1.98	0.44
4:jF:23:ALA:HA	4:jF:26:LYS:HE3	1.99	0.44
31:hH:95:VAL:HG21	31:hH:154:LEU:CD2	2.47	0.44
32:eI:69:PRO:O	32:eI:69:PRO:CD	2.66	0.44
31:lI:149:GLU:C	31:lI:152:SER:HG	2.21	0.44
32:mI:44:ILE:HD11	32:mI:160:ILE:HD13	2.00	0.44
32:kJ:69:PRO:O	32:kJ:69:PRO:CD	2.66	0.44
3:bK:109:VAL:HG11	3:bK:159:ALA:HB1	2.00	0.44
3:fK:115:MET:HE3	3:fK:115:MET:HB2	1.87	0.44
29:gK:155:GLN:CB	29:gK:156:PRO:CD	2.88	0.44
4:5L:3:ASP:HB3	4:5L:6:THR:HG23	1.99	0.44
1:BA:21:TYR:CD2	31:fA:117:GLU:OE1	2.71	0.44
4:PB:96:MET:HE1	4:PB:148:GLU:HB3	1.99	0.44
4:YB:92:ALA:O	4:YB:96:MET:N	2.49	0.44
7:BD:246:PHE:CZ	44:HD:102:DGD:HAN1	2.52	0.44
8:CD:280:ASN:O	8:CD:410:ARG:NH2	2.50	0.44
8:CD:406:TYR:CD1	8:CD:406:TYR:O	2.70	0.44
18:OD:163:SER:OG	18:OD:164:ILE:N	2.49	0.44
23:UD:76:MET:HE3	23:UD:95:LEU:HB3	2.00	0.44
43:IE:102:BCR:H392	43:IE:102:BCR:H24C	1.81	0.44
4:IF:76:ARG:HB3	3:JF:110:VAL:HG23	2.00	0.44
3:JF:63:PRO:HD2	3:XF:69:GLY:HA3	2.00	0.44
4:MF:96:MET:HE2	4:MF:96:MET:HB3	1.77	0.44
4:MF:121:VAL:HG11	33:MF:201:CYC:C1D	2.48	0.44

Continued on next page...

Continued from previous page...

Atom-1	Atom-2	Interatomic distance (Å)	Clash overlap (Å)
28:BG:111:THR:OG1	28:BG:113:GLU:OE1	2.35	0.44
28:BG:116:THR:CG2	4:MG:144:ASP:C	2.91	0.44
28:EK:136:ASN:ND2	29:gK:65:GLU:OE2	2.50	0.44
4:MK:121:VAL:HG11	33:MK:201:CYC:C1D	2.48	0.44
3:IL:51:ILE:CD1	3:IL:89:LEU:HD12	2.47	0.44
3:IL:124:GLU:OE1	3:4L:120:GLY:HA2	2.18	0.44
3:PL:115:MET:HE2	3:PL:115:MET:HB3	1.80	0.44
6:A1:44:ALA:HA	6:A1:115:ILE:HG22	2.00	0.44
38:A1:407:SQD:H442	43:b1:618:BCR:H392	1.99	0.44
7:B1:236:THR:N	7:B1:473:THR:HG21	2.33	0.44
7:B1:497:LYS:NZ	9:D1:20:ASP:OD1	2.39	0.44
36:B1:612:CLA:H111	36:B1:612:CLA:H72	1.81	0.44
36:C1:505:CLA:H193	36:C1:511:CLA:H42	2.00	0.44
36:C1:510:CLA:H201	44:C1:518:DGD:HA82	2.00	0.44
18:O1:168:THR:CG2	18:oD:166:THR:OG1	2.65	0.44
26:Y1:81:VAL:HA	26:Y1:84:VAL:HG12	1.99	0.44
7:b1:256:MET:HE2	7:b1:256:MET:HB2	1.85	0.44
7:b1:383:PHE:HE1	18:o1:197:ASP:HB2	1.83	0.44
9:d1:110:LEU:N	9:d1:110:LEU:HD22	2.32	0.44
10:e1:71:ASP:HB3	10:e1:74:THR:CG2	2.48	0.44
15:k1:15:SER:C	15:k1:17:PHE:N	2.76	0.44
23:u1:76:MET:HE3	23:u1:95:LEU:HB3	2.00	0.44
26:y1:81:VAL:HA	26:y1:84:VAL:HG12	1.99	0.44
31:d2:91:TYR:O	31:d2:95:VAL:HG23	2.17	0.44
31:d2:93:ARG:NH1	32:e2:16:GLY:O	2.50	0.44
1:B2:206:PHE:C	1:B2:207:VAL:CG1	2.90	0.44
31:b3:32:ARG:CB	31:h3:32:ARG:CZ	2.96	0.44
32:m3:69:PRO:O	32:m3:69:PRO:CD	2.66	0.44
3:Z4:16:ARG:HH22	3:Z4:19:SER:HB2	1.82	0.44
4:T4:77:ARG:HG2	33:T4:201:CYC:HMD3	2.00	0.44
3:o4:115:MET:HE3	3:o4:115:MET:HB2	1.79	0.44
2:B4:566:GLN:HG2	2:B4:672:PRO:HG2	2.00	0.44
3:O4:2:SER:N	3:O4:5:THR:OG1	2.45	0.44
4:R4:64:ASP:HB2	4:aB:22:SER:HB2	1.98	0.44
1:B5:237:ARG:NH2	1:B5:237:ARG:CG	2.80	0.44
31:d5:148:VAL:CG1	33:m5:201:CYC:HMB2	2.42	0.44
32:i5:86:MET:SD	33:i5:202:CYC:CBC	3.05	0.44
31:j5:24:ILE:HD11	32:k5:42:ASN:CG	2.43	0.44
32:k5:150:PRO:O	32:k5:150:PRO:CD	2.65	0.44
31:b7:126:PRO:CD	31:b7:127:SER:H	2.13	0.44
32:c7:154:SER:O	32:c7:157:ALA:CB	2.65	0.44

Continued on next page...

Continued from previous page...

Atom-1	Atom-2	Interatomic distance (Å)	Clash overlap (Å)
32:g7:102:ALA:HB2	32:g7:166:ARG:HH11	1.82	0.44
32:g7:162:GLY:O	32:g7:166:ARG:HG3	2.17	0.44
32:m7:59:LEU:CD2	32:m7:130:GLY:HA2	2.45	0.44
33:c8:202:CYC:HMD3	33:c8:202:CYC:NC	2.32	0.44
33:m8:201:CYC:NC	33:m8:201:CYC:HMD3	2.33	0.44
32:k9:150:PRO:O	32:k9:150:PRO:CD	2.65	0.44
32:iA:69:PRO:O	32:iA:69:PRO:CD	2.66	0.44
32:mA:44:ILE:HD11	32:mA:160:ILE:HD13	2.00	0.44
4:aB:104:LEU:HD23	4:aB:155:TYR:HD2	1.83	0.44
4:tB:75:THR:OG1	3:oB:115:MET:SD	2.75	0.44
3:wB:16:ARG:O	4:xB:94:TYR:OH	2.33	0.44
3:oB:27:LYS:HG2	4:pB:38:VAL:HG11	1.99	0.44
32:mC:69:PRO:O	32:mC:69:PRO:CD	2.66	0.44
7:bD:63:MET:HE1	7:bD:80:LEU:HD21	1.99	0.44
36:bD:604:CLA:H151	36:bD:604:CLA:H112	1.68	0.44
8:cD:191:LEU:HD22	8:cD:226:TRP:HE1	1.83	0.44
8:cD:259:LEU:CD1	36:cD:510:CLA:ND	2.68	0.44
8:cD:263:LEU:HD13	8:cD:263:LEU:HA	1.68	0.44
9:dD:93:TRP:HB2	9:dD:99:TRP:HE1	1.83	0.44
9:dD:111:TRP:CZ3	9:dD:115:ALA:HB2	2.52	0.44
17:mD:24:ILE:HG22	17:mD:25:LEU:HD12	1.99	0.44
24:vD:34:THR:O	24:vD:149:LYS:NZ	2.48	0.44
7:bE:143:LEU:O	7:bE:147:GLY:N	2.47	0.44
7:bE:497:LYS:CA	9:dE:23:LYS:O	2.65	0.44
8:cE:141:LYS:HB3	8:cE:253:TRP:HE1	1.83	0.44
8:cE:263:LEU:HD22	8:cE:263:LEU:C	2.42	0.44
17:mE:24:ILE:HG22	17:mE:25:LEU:HD12	1.99	0.44
3:bF:109:VAL:HG11	3:bF:159:ALA:HB1	2.00	0.44
4:jF:36:LEU:HD11	4:jF:145:ALA:HB2	2.00	0.44
4:1G:25:GLN:HA	4:1G:28:LYS:HB2	1.99	0.44
3:4G:12:ASP:OD2	4:5G:107:ARG:NH1	2.51	0.44
32:iH:155:ALA:O	32:iH:159:GLU:HG3	2.18	0.44
32:mI:69:PRO:O	32:mI:69:PRO:CD	2.66	0.44
4:5L:85:LEU:HD13	33:5L:201:CYC:HBC1	1.99	0.44
4:7L:110:ASN:OD1	4:7L:110:ASN:N	2.50	0.44
1:BA:37:MET:HE1	32:kA:111:ASN:HB2	2.00	0.43
2:BB:526:LEU:O	5:8L:23:GLN:NE2	2.49	0.43
2:BB:594:GLU:OE2	2:BB:597:ARG:NH1	2.50	0.43
2:CB:435:PHE:HZ	33:hK:201:CYC:HAA1	1.75	0.43
2:CB:729:GLN:NE2	4:rB:71:ASN:OD1	2.50	0.43
3:OB:52:LYS:CA	1:B9:231:PRO:HB3	2.33	0.43

Continued on next page...

Continued from previous page...

Atom-1	Atom-2	Interatomic distance (Å)	Clash overlap (Å)
3:XB:136:VAL:O	3:XB:139:SER:OG	2.36	0.43
1:BC:26:ASP:CG	31:fC:7:GLU:HG3	2.38	0.43
6:AD:238:ARG:HA	6:AD:238:ARG:HD2	1.78	0.43
7:BD:382:PRO:HG2	7:BD:385:ARG:HE	1.83	0.43
8:CD:191:LEU:HB3	40:CD:521:LMT:H22	1.99	0.43
18:OD:229:SER:CB	18:oE:55:ARG:NH1	2.75	0.43
6:AE:114:LEU:HA	6:AE:114:LEU:HD12	1.86	0.43
6:AE:233:GLN:HE21	9:DE:139:ARG:HH22	1.65	0.43
7:BE:143:LEU:O	7:BE:147:GLY:N	2.47	0.43
12:HE:21:VAL:CG1	2:B4:122:GLY:HA2	2.48	0.43
18:OE:259:LYS:HB3	18:OE:259:LYS:HE3	1.74	0.43
43:XE:102:BCR:H11C	43:XE:102:BCR:H341	1.73	0.43
4:KF:144:ASP:N	4:KF:144:ASP:OD1	2.51	0.43
28:BG:121:TYR:N	28:BG:121:TYR:HD1	2.14	0.43
28:BG:121:TYR:HD1	28:BG:121:TYR:H	1.64	0.43
3:IG:90:ARG:HE	4:JG:18:TYR:HE1	0.57	0.43
4:WG:77:ARG:NH2	5:2G:62:THR:O	2.47	0.43
1:BH:21:TYR:O	31:fH:113:ALA:C	2.61	0.43
1:BH:220:ASN:HB3	1:BH:222:LEU:HD11	1.98	0.43
1:BJ:231:PRO:CB	3:4G:83:ARG:HB3	2.48	0.43
3:LK:91:LEU:HD23	3:LK:91:LEU:HA	1.82	0.43
3:XK:83:ARG:CD	3:XK:83:ARG:C	2.85	0.43
3:XK:127:ALA:HB2	3:XK:160:MET:HB2	1.99	0.43
4:YK:127:VAL:HG13	4:YK:157:CYS:HB2	2.00	0.43
3:IL:20:PRO:CD	3:IL:21:GLY:N	2.81	0.43
30:VL:31:LYS:HB2	30:VL:31:LYS:HE3	1.84	0.43
40:B1:623:LMT:C2'	13:i1:1:MET:HE3	2.47	0.43
8:C1:277:VAL:HG21	8:C1:413:LEU:HD22	2.00	0.43
9:D1:189:HIS:HA	9:D1:294:ARG:HD3	2.00	0.43
37:D1:407:PL9:H321	37:D1:407:PL9:H28	1.75	0.43
13:I1:29:SER:O	13:I1:29:SER:OG	2.28	0.43
6:a1:156:ALA:HA	6:a1:160:VAL:HB	1.98	0.43
6:a1:205:VAL:O	6:a1:209:ALA:N	2.45	0.43
7:b1:382:PRO:HG2	7:b1:385:ARG:HE	1.83	0.43
7:b1:385:ARG:NH1	18:o1:193:ALA:O	2.51	0.43
36:b1:604:CLA:H151	36:b1:604:CLA:H112	1.68	0.43
36:b1:613:CLA:H192	42:d1:409:LHG:H223	2.00	0.43
43:b1:618:BCR:H15C	43:b1:618:BCR:H351	1.89	0.43
26:y1:65:LEU:C	26:y1:65:LEU:CD1	2.89	0.43
27:z1:33:TRP:O	27:z1:33:TRP:CD1	2.70	0.43
32:m3:44:ILE:HD11	32:m3:160:ILE:HD13	2.00	0.43

Continued on next page...

Continued from previous page...

Atom-1	Atom-2	Interatomic distance (Å)	Clash overlap (Å)
4:a4:50:ASN:O	4:a4:54:GLU:CG	2.63	0.43
5:b4:22:LEU:HA	5:b4:25:THR:HG22	1.99	0.43
3:q4:46:ALA:HB1	3:q4:49:ARG:HB3	2.00	0.43
4:r4:71:ASN:OD1	2:C4:729:GLN:NE2	2.50	0.43
4:z4:63:SER:OG	4:z4:64:ASP:N	2.50	0.43
2:B4:630:PRO:CG	2:B4:678:THR:HG23	2.48	0.43
32:m5:44:ILE:HD11	32:m5:160:ILE:HD13	2.00	0.43
31:d6:93:ARG:NH1	32:e6:16:GLY:O	2.50	0.43
32:e7:69:PRO:O	32:e7:69:PRO:CD	2.66	0.43
31:f7:113:ALA:HB1	1:B7:22:GLU:CA	2.40	0.43
33:g7:201:CYC:NC	33:g7:201:CYC:HMD3	2.33	0.43
32:i7:155:ALA:O	32:i7:159:GLU:HG3	2.18	0.43
31:d8:93:ARG:NH1	32:e8:16:GLY:O	2.50	0.43
32:e8:150:PRO:O	32:e8:150:PRO:CD	2.66	0.43
33:c9:202:CYC:CBD	33:c9:202:CYC:CHA	2.85	0.43
33:c9:202:CYC:HMB3	31:h9:148:VAL:CG1	2.46	0.43
32:g9:121:GLY:N	1:B9:189:ARG:CD	2.80	0.43
31:h9:84:CYS:SG	33:h9:201:CYC:HBC1	2.58	0.43
32:m9:162:GLY:O	32:m9:166:ARG:HG3	2.17	0.43
33:eA:202:CYC:HBC2	33:eA:202:CYC:HMC1	2.00	0.43
31:hA:84:CYS:SG	33:hA:201:CYC:HBC1	2.58	0.43
32:iA:102:ALA:HB2	32:iA:166:ARG:HH11	1.81	0.43
32:iA:155:ALA:O	32:iA:159:GLU:HG3	2.18	0.43
33:iA:201:CYC:HMC1	33:iA:201:CYC:HBC2	2.00	0.43
4:tB:63:SER:O	4:tB:67:ARG:CD	2.66	0.43
3:wB:3:ILE:HG22	3:wB:26:ILE:CD1	2.48	0.43
32:cC:154:SER:O	32:cC:157:ALA:CB	2.65	0.43
33:cC:202:CYC:CBD	33:cC:202:CYC:CHA	2.85	0.43
6:aD:139:MET:HE3	6:aD:139:MET:HB2	1.86	0.43
7:bD:231:MET:HA	7:bD:236:THR:HG21	1.98	0.43
7:bD:245:VAL:O	7:bD:249:ALA:N	2.51	0.43
10:eD:71:ASP:HB3	10:eD:74:THR:CG2	2.48	0.43
15:kD:24:LEU:HD21	43:zD:101:BCR:HC41	1.98	0.43
6:aE:341:LEU:O	8:cE:300:GLN:NE2	2.49	0.43
8:cE:251:PHE:HE1	43:cE:515:BCR:H312	1.79	0.43
14:jE:14:THR:HG22	15:kE:37:VAL:CG2	2.48	0.43
32:iH:69:PRO:O	32:iH:69:PRO:CD	2.66	0.43
32:mH:3:ASP:N	32:mH:6:THR:OG1	2.38	0.43
33:mH:201:CYC:NC	33:mH:201:CYC:HMD3	2.33	0.43
33:eI:202:CYC:NC	33:eI:202:CYC:HMD3	2.32	0.43
32:iJ:162:GLY:O	32:iJ:166:ARG:HG3	2.17	0.43

Continued on next page...

Continued from previous page...

Atom-1	Atom-2	Interatomic distance (Å)	Clash overlap (Å)
2:BB:274:ALA:HB3	3:TL:14:GLU:HG3	2.00	0.43
2:BB:717:MET:HB2	4:rB:147:LYS:HE2	2.00	0.43
2:BB:762:GLN:O	2:BB:765:GLU:CG	2.61	0.43
2:CB:70:ARG:HH12	27:zD:35:GLN:HG3	1.82	0.43
7:BD:304:LYS:HB3	7:BD:304:LYS:HE2	1.83	0.43
36:BD:607:CLA:H3A	36:BD:607:CLA:HBA2	1.46	0.43
8:CD:226:TRP:HH2	40:CD:521:LMT:H101	1.80	0.43
14:JD:10:TRP:CZ3	14:JD:11:LEU:HD12	2.52	0.43
8:CE:18:THR:HG23	8:CE:20:PHE:H	1.84	0.43
13:IE:31:ASN:HA	13:IE:32:PRO:HD2	1.78	0.43
14:JE:10:TRP:CZ3	14:JE:11:LEU:HD12	2.52	0.43
18:OE:61:ASP:OD2	18:OE:66:TYR:OH	2.34	0.43
4:KF:17:LYS:HE3	4:KF:17:LYS:HB2	1.87	0.43
4:KF:67:ARG:HD3	4:5L:67:ARG:NH2	2.33	0.43
3:XF:23:LEU:HD12	4:YF:38:VAL:HG23	2.00	0.43
4:MG:123:ILE:O	4:MG:126:THR:OG1	2.33	0.43
3:PG:41:GLU:OE1	29:QG:24:ILE:HD13	1.99	0.43
28:EK:128:ALA:N	4:YK:58:LYS:HD2	2.33	0.43
3:JK:154:ASP:HB2	4:cK:46:ALA:HB2	1.98	0.43
4:YK:81:CYS:HA	33:YK:201:CYC:HAC1	1.24	0.43
28:BL:121:TYR:N	28:BL:121:TYR:HD1	2.14	0.43
3:IL:126:VAL:CG2	33:IL:201:CYC:H3C	2.47	0.43
36:B1:612:CLA:H192	42:D1:408:LHG:H223	1.99	0.43
43:B1:617:BCR:H11C	43:B1:617:BCR:H341	1.87	0.43
8:C1:318:ALA:HB1	23:U1:123:ASP:HB3	1.99	0.43
43:I1:102:BCR:H11C	43:I1:102:BCR:H341	1.88	0.43
8:c1:102:GLY:O	8:c1:106:LEU:N	2.50	0.43
8:c1:265:ALA:N	36:c1:506:CLA:CAC	2.81	0.43
8:c1:265:ALA:HA	8:c1:268:LEU:HB3	2.00	0.43
18:o1:259:LYS:HE3	18:o1:259:LYS:HB3	1.74	0.43
32:c2:154:SER:O	32:c2:157:ALA:CB	2.65	0.43
33:c2:202:CYC:HMD3	33:c2:202:CYC:NC	2.32	0.43
33:e2:202:CYC:HBC2	33:e2:202:CYC:HMC1	2.01	0.43
31:h2:84:CYS:SG	33:h2:201:CYC:HBC1	2.58	0.43
31:l2:91:TYR:O	31:l2:95:VAL:HG23	2.17	0.43
33:i3:201:CYC:HBD1	33:i3:201:CYC:CHA	2.28	0.43
33:i3:201:CYC:HBC2	33:i3:201:CYC:HMC1	2.01	0.43
33:j3:202:CYC:HMD3	33:j3:202:CYC:NC	2.33	0.43
4:a4:90:ARG:NH2	4:a4:94:TYR:OH	2.51	0.43
3:S4:109:VAL:HG12	4:R4:76:ARG:HH12	1.83	0.43
3:X4:136:VAL:O	3:X4:139:SER:OG	2.36	0.43

Continued on next page...

Continued from previous page...

Atom-1	Atom-2	Interatomic distance (Å)	Clash overlap (Å)
2:B4:762:GLN:O	2:B4:765:GLU:CG	2.61	0.43
2:C4:275:ARG:HG2	2:C4:414:THR:HG21	2.00	0.43
32:c5:102:ALA:HB2	32:c5:166:ARG:HH11	1.81	0.43
31:d5:149:GLU:C	31:d5:152:SER:HG	2.20	0.43
32:g5:3:ASP:N	32:g5:6:THR:OG1	2.38	0.43
31:j5:91:TYR:O	31:j5:95:VAL:HG23	2.17	0.43
32:c7:162:GLY:O	32:c7:166:ARG:HG3	2.17	0.43
1:B7:227:GLN:NE2	32:c9:15:ARG:HA	2.33	0.43
32:m8:69:PRO:O	32:m8:69:PRO:CD	2.66	0.43
32:e9:150:PRO:O	32:e9:150:PRO:CD	2.66	0.43
33:i9:201:CYC:HMC1	33:i9:201:CYC:HBC2	2.01	0.43
3:oB:62:ARG:NH1	3:oB:124:GLU:OE2	2.51	0.43
4:zB:56:VAL:HG12	4:zB:61:LEU:HD22	2.00	0.43
33:cC:202:CYC:HMB3	31:hC:148:VAL:CG1	2.46	0.43
31:jC:24:ILE:HD11	32:kC:42:ASN:CG	2.43	0.43
6:aD:210:LEU:O	6:aD:214:MET:N	2.51	0.43
9:dD:110:LEU:N	9:dD:110:LEU:HD22	2.33	0.43
9:dD:110:LEU:C	9:dD:112:ALA:N	2.69	0.43
14:jD:14:THR:HG22	15:kD:37:VAL:CG2	2.48	0.43
36:bE:604:CLA:H193	9:dE:158:LEU:HD13	2.00	0.43
10:eE:71:ASP:HB3	10:eE:74:THR:CG2	2.48	0.43
13:iE:6:ILE:HD13	13:iE:6:ILE:HA	1.78	0.43
18:oE:57:SER:OG	18:oE:231:GLN:O	2.32	0.43
4:5G:85:LEU:HD13	33:5G:201:CYC:HBC1	1.99	0.43
32:eH:69:PRO:O	32:eH:69:PRO:CD	2.66	0.43
33:eH:202:CYC:HBC2	33:eH:202:CYC:HMC1	2.01	0.43
31:bI:2:LYS:HZ2	31:hI:17:ARG:HD2	1.83	0.43
32:gI:102:ALA:HB2	32:gI:166:ARG:HH11	1.82	0.43
31:jI:24:ILE:CD1	32:kI:42:ASN:OD1	2.60	0.43
33:jJ:202:CYC:HMD3	33:jJ:202:CYC:NC	2.32	0.43
29:gK:53:LYS:HE3	29:gK:53:LYS:HB2	1.86	0.43
29:gK:152:TYR:CD1	29:gK:152:TYR:N	2.82	0.43
3:kK:102:THR:HA	3:kK:105:GLU:HG2	2.00	0.43
3:kK:130:VAL:HA	3:kK:133:MET:HB2	2.00	0.43
30:mK:89:LEU:HD12	30:mK:89:LEU:HA	1.90	0.43
2:CB:76:PHE:HB2	2:CB:81:PRO:HG2	1.99	0.43
2:CB:453:ARG:NE	4:aK:114:GLU:OE2	2.51	0.43
4:PB:17:LYS:HA	4:PB:17:LYS:HD2	1.86	0.43
4:PB:74:THR:OG1	3:QB:107:ILE:O	2.35	0.43
4:TB:8:VAL:HG11	4:TB:27:LEU:HD11	2.01	0.43
4:TB:64:ASP:HB3	4:TB:67:ARG:NH2	2.33	0.43

Continued on next page...

Continued from previous page...

Atom-1	Atom-2	Interatomic distance (Å)	Clash overlap (Å)
4:TB:71:ASN:N	4:TB:71:ASN:OD1	2.48	0.43
4:WB:26:LYS:HB3	4:WB:26:LYS:HE2	1.84	0.43
3:XB:131:ARG:HD3	3:XB:157:ILE:HG21	2.00	0.43
6:AD:233:GLN:HE21	9:DD:139:ARG:HH22	1.66	0.43
7:BD:347:THR:OG1	7:BD:398:THR:OG1	2.36	0.43
8:CD:133:PHE:C	8:CD:133:PHE:HD1	2.26	0.43
36:CD:510:CLA:H201	44:CD:518:DGD:HA82	2.00	0.43
45:DD:403:PHO:H91	45:DD:403:PHO:H111	1.77	0.43
18:OD:88:ARG:HB3	18:OD:89:GLN:H	1.71	0.43
23:UD:42:ASP:OD1	23:UD:42:ASP:N	2.51	0.43
6:AE:323:ARG:HD2	6:AE:326:LEU:HD12	1.99	0.43
9:DE:107:LEU:O	9:DE:107:LEU:CG	2.67	0.43
23:UE:42:ASP:OD1	23:UE:42:ASP:N	2.51	0.43
23:UE:76:MET:HE3	23:UE:95:LEU:HB3	2.00	0.43
4:YF:65:ILE:HG22	4:YF:72:MET:H	1.82	0.43
3:NG:65:VAL:HG11	33:NG:201:CYC:OC	2.16	0.43
3:PG:23:LEU:HD21	29:QG:42:ALA:HB2	1.99	0.43
28:EK:140:PHE:CE1	3:ZK:86:ASP:HB2	2.53	0.43
4:KK:84:ASP:OD2	4:KK:116:TYR:OH	2.35	0.43
28:BL:125:LYS:NZ	28:BL:125:LYS:CB	2.73	0.43
4:UL:28:LYS:HB2	4:UL:28:LYS:HE3	1.88	0.43
6:A1:64:ARG:NH2	18:O1:136:VAL:HG23	2.33	0.43
6:A1:235:ARG:HA	6:A1:235:ARG:HD3	1.87	0.43
43:X1:102:BCR:H15C	43:X1:102:BCR:H351	1.70	0.43
6:a1:32:TRP:CE2	13:i1:22:GLY:HA3	2.53	0.43
36:b1:609:CLA:HBC3	43:b1:617:BCR:HC8	2.00	0.43
9:d1:189:HIS:HA	9:d1:294:ARG:HD3	2.00	0.43
10:e1:55:TYR:O	10:e1:60:ARG:NH2	2.50	0.43
18:o1:171:SER:O	18:o1:226:GLY:N	2.43	0.43
31:b2:32:ARG:CB	31:h2:32:ARG:CZ	2.96	0.43
33:m2:201:CYC:HMC1	33:m2:201:CYC:HBC2	2.01	0.43
1:B2:194:PHE:O	1:B2:195:PRO:O	2.36	0.43
32:k3:111:ASN:HB2	1:B3:37:MET:HE1	2.00	0.43
5:U4:65:GLY:HA3	4:P4:2:GLN:HE21	1.82	0.43
3:X4:116:TYR:HD2	3:X4:123:ILE:HG12	1.83	0.43
4:r4:124:GLY:HA2	4:r4:127:VAL:HG12	2.00	0.43
4:x4:28:LYS:HB2	4:x4:28:LYS:HE3	1.88	0.43
4:x4:39:ARG:HE	4:x4:39:ARG:HB2	1.65	0.43
3:Q4:32:SER:OG	3:Q4:35:ARG:NH1	2.51	0.43
1:B5:211:LYS:H	1:B5:211:LYS:CD	2.31	0.43
1:B5:237:ARG:NH2	1:B5:237:ARG:CB	2.80	0.43

Continued on next page...

Continued from previous page...

Atom-1	Atom-2	Interatomic distance (Å)	Clash overlap (Å)
33:e5:202:CYC:HBC2	33:e5:202:CYC:HMC1	2.01	0.43
31:j6:24:ILE:HD11	32:k6:42:ASN:CG	2.43	0.43
33:m6:201:CYC:NC	33:m6:201:CYC:HMD3	2.33	0.43
1:B7:230:ARG:NH2	32:c9:11:GLN:N	2.66	0.43
1:B8:237:ARG:NH2	1:B8:237:ARG:CG	2.80	0.43
32:e9:69:PRO:O	32:e9:69:PRO:CD	2.66	0.43
33:e9:202:CYC:NC	33:e9:202:CYC:HMD3	2.32	0.43
32:i9:102:ALA:HB2	32:i9:166:ARG:HH11	1.81	0.43
33:gA:302:CYC:HBC2	33:gA:302:CYC:HMC1	2.01	0.43
4:vB:30:TYR:OH	4:vB:97:LEU:O	2.35	0.43
4:vB:154:ASP:O	4:vB:158:SER:N	2.47	0.43
7:bD:87:ASN:ND2	40:bD:602:LMT:O3'	2.50	0.43
7:bD:385:ARG:NH1	18:oD:193:ALA:O	2.51	0.43
7:bD:492:TRP:CE3	7:bD:492:TRP:CA	3.02	0.43
13:iD:6:ILE:HD13	13:iD:6:ILE:HA	1.78	0.43
15:kD:15:SER:C	15:kD:17:PHE:N	2.76	0.43
23:uD:76:MET:HE3	23:uD:95:LEU:HB3	2.00	0.43
23:uD:84:ASP:N	23:uD:84:ASP:OD1	2.50	0.43
7:bE:387:GLU:HG3	23:uE:130:VAL:HG11	1.99	0.43
7:bE:495:PHE:CE1	7:bE:504:ARG:HG2	2.54	0.43
15:kE:24:LEU:HD21	43:zE:101:BCR:HC41	1.99	0.43
17:mE:33:GLU:OE1	17:mE:33:GLU:HA	2.16	0.43
18:oE:240:GLY:O	18:oE:266:ILE:N	2.46	0.43
3:fF:115:MET:HE3	3:fF:115:MET:HB2	1.87	0.43
29:gF:46:ALA:O	30:mF:158:GLN:NE2	2.51	0.43
33:gI:302:CYC:HMA1	33:gI:302:CYC:HB	1.80	0.43
33:iI:201:CYC:HMD3	33:iI:201:CYC:NC	2.32	0.43
32:kI:102:ALA:HB2	32:kI:166:ARG:HH11	1.81	0.43
33:cJ:202:CYC:HMD3	33:cJ:202:CYC:NC	2.32	0.43
32:gJ:59:LEU:CD1	32:gJ:130:GLY:CA	2.90	0.43
32:mJ:44:ILE:HD11	32:mJ:160:ILE:HD13	2.00	0.43
3:dK:23:LEU:HD22	4:eK:38:VAL:HG23	2.00	0.43
4:jK:62:TYR:OH	33:kK:201:CYC:O1D	2.36	0.43
3:QB:32:SER:OG	3:QB:35:ARG:NH1	2.51	0.43
4:TB:71:ASN:HD21	4:TB:122:PRO:HD2	1.83	0.43
4:TB:77:ARG:HG2	33:TB:201:CYC:HMD3	2.00	0.43
3:VB:145:ASP:N	3:VB:145:ASP:OD1	2.51	0.43
1:BC:199:TRP:HE1	3:V4:60:GLN:NE2	2.10	0.43
6:AD:44:ALA:HA	6:AD:115:ILE:HG22	2.00	0.43
7:BD:485:ASP:OD1	7:BD:485:ASP:N	2.45	0.43
36:BD:602:CLA:H151	36:BD:602:CLA:H112	1.68	0.43

Continued on next page...

Continued from previous page...

Atom-1	Atom-2	Interatomic distance (Å)	Clash overlap (Å)
8:CD:18:THR:HG23	8:CD:20:PHE:H	1.84	0.43
36:CD:504:CLA:H11	36:CD:505:CLA:H42	2.01	0.43
42:AE:411:LHG:H102	36:CE:510:CLA:HMD1	2.00	0.43
8:CE:343:MET:HE3	8:CE:343:MET:HB2	1.90	0.43
36:CE:503:CLA:H92	36:CE:503:CLA:H62	1.90	0.43
9:DE:111:TRP:CD1	9:DE:111:TRP:C	2.94	0.43
4:YF:127:VAL:HG13	4:YF:157:CYS:HB2	2.00	0.43
4:HG:96:MET:HE3	4:HG:96:MET:HB3	1.78	0.43
4:JG:21:ALA:HA	4:JG:24:ILE:HB	2.00	0.43
4:MG:106:GLU:OE1	2:B4:13:ARG:NH2	2.41	0.43
28:EK:127:THR:CA	28:EK:129:ASN:HB3	2.40	0.43
3:JK:39:ILE:O	3:JK:42:THR:OG1	2.34	0.43
3:XK:23:LEU:HD12	4:YK:38:VAL:HG23	2.00	0.43
4:YK:119:LEU:HD13	33:YK:201:CYC:HHA	1.99	0.43
3:IL:90:ARG:HE	4:JL:18:TYR:HE1	0.57	0.43
6:A1:79:THR:OG1	6:A1:80:ALA:N	2.51	0.43
7:B1:361:ASN:OD1	7:B1:361:ASN:N	2.51	0.43
7:B1:382:PRO:HG2	7:B1:385:ARG:HE	1.83	0.43
7:B1:495:PHE:CB	7:B1:503:THR:CB	2.70	0.43
8:C1:393:SER:HB3	8:C1:405:ASN:HB2	2.00	0.43
36:C1:504:CLA:H11	36:C1:505:CLA:H42	2.01	0.43
9:D1:66:SER:OG	9:D1:69:GLU:OE2	2.37	0.43
9:D1:90:LEU:CB	9:D1:109:GLY:HA2	2.48	0.43
9:d1:110:LEU:C	9:d1:112:ALA:N	2.69	0.43
23:u1:84:ASP:N	23:u1:84:ASP:OD1	2.50	0.43
24:v1:52:LYS:HE2	24:v1:52:LYS:HB3	1.74	0.43
26:y1:68:GLN:HE21	26:y1:68:GLN:HB3	1.63	0.43
32:e2:145:PRO:O	32:e2:145:PRO:CD	2.67	0.43
32:g2:72:ASN:ND2	1:B2:195:PRO:HB3	2.32	0.43
31:j3:24:ILE:CD1	32:k3:42:ASN:OD1	2.60	0.43
31:l3:64:PRO:CD	31:l3:65:TYR:H	2.19	0.43
3:S4:111:GLY:O	3:S4:115:MET:N	2.49	0.43
4:T4:8:VAL:HG11	4:T4:27:LEU:HD11	2.01	0.43
4:v4:30:TYR:OH	4:v4:97:LEU:O	2.35	0.43
3:o4:83:ARG:CG	3:o4:83:ARG:NH1	2.81	0.43
2:C4:784:LEU:HD12	2:C4:784:LEU:HA	1.91	0.43
3:Q4:9:VAL:HG12	4:R4:107:ARG:HH22	1.82	0.43
1:B5:21:TYR:O	31:f5:113:ALA:C	2.61	0.43
1:B5:222:LEU:H	1:B5:222:LEU:CD1	2.17	0.43
32:g6:121:GLY:N	1:B6:189:ARG:HD2	2.32	0.43
33:m6:201:CYC:HBC2	33:m6:201:CYC:HMC1	2.00	0.43

Continued on next page...

Continued from previous page...

Atom-1	Atom-2	Interatomic distance (Å)	Clash overlap (Å)
32:e8:59:LEU:CD2	32:e8:130:GLY:HA2	2.44	0.43
32:c9:102:ALA:HB2	32:c9:166:ARG:HH11	1.81	0.43
4:aB:90:ARG:NH2	4:aB:94:TYR:OH	2.51	0.43
4:vB:105:ASP:OD1	4:vB:105:ASP:N	2.49	0.43
3:qB:89:LEU:O	3:qB:93:THR:OG1	2.32	0.43
32:gC:102:ALA:HB2	32:gC:166:ARG:HH11	1.82	0.43
33:jC:202:CYC:HMD2	32:kC:151:GLY:N	2.33	0.43
6:aD:140:ARG:NH1	9:dD:231:THR:CG2	2.80	0.43
7:bD:495:PHE:CE1	7:bD:504:ARG:HG2	2.54	0.43
36:bD:609:CLA:HBC3	43:bD:617:BCR:HC8	2.00	0.43
43:hD:105:BCR:H15C	43:hD:105:BCR:H351	1.70	0.43
45:aE:412:PHO:H41	9:dE:121:ALA:HB1	2.01	0.43
7:bE:361:ASN:N	7:bE:361:ASN:OD1	2.51	0.43
8:cE:191:LEU:HB3	40:cE:501:LMT:H22	1.97	0.43
9:dE:93:TRP:HB2	9:dE:99:TRP:HE1	1.82	0.43
4:jF:62:TYR:OH	33:kF:201:CYC:O1D	2.36	0.43
3:4G:3:ILE:HD12	3:4G:3:ILE:HA	1.93	0.43
32:kI:3:ASP:N	32:kI:6:THR:OG1	2.38	0.43
31:bJ:32:ARG:CB	31:hJ:32:ARG:CZ	2.96	0.43
32:gJ:59:LEU:CD2	32:gJ:130:GLY:HA2	2.45	0.43
33:mJ:201:CYC:HMC1	33:mJ:201:CYC:HBC2	2.01	0.43
1:BA:189:ARG:HD3	32:gA:121:GLY:N	2.33	0.43
4:RB:74:THR:O	4:RB:78:TYR:N	2.47	0.43
7:BD:74:SER:HB2	7:BD:78:TRP:CZ2	2.52	0.43
36:BD:602:CLA:HED3	36:BD:603:CLA:H3A	2.01	0.43
8:CD:59:VAL:CB	15:KD:10:LEU:HB3	2.38	0.43
8:CD:131:SER:O	2:B4:134:ASP:CA	2.61	0.43
9:DD:66:SER:OG	9:DD:69:GLU:OE2	2.37	0.43
9:DD:90:LEU:HD13	9:DD:96:GLU:HB3	2.01	0.43
9:DD:189:HIS:HA	9:DD:294:ARG:HD3	2.00	0.43
36:CE:504:CLA:H11	36:CE:505:CLA:H42	2.01	0.43
36:CE:510:CLA:H201	44:CE:518:DGD:HA82	2.00	0.43
4:YF:77:ARG:CB	33:YF:201:CYC:HAD1	2.43	0.43
28:BG:110:LYS:C	28:BG:111:THR:CG2	2.89	0.43
3:PG:86:ASP:OD1	29:QG:18:TYR:OH	2.36	0.43
4:SG:3:ASP:O	4:SG:7:SER:N	2.44	0.43
4:UG:109:LEU:HD21	4:UG:159:GLY:HA3	2.00	0.43
3:JK:63:PRO:HD2	3:XK:69:GLY:HA3	2.00	0.43
4:YK:102:SER:O	4:YK:102:SER:OG	2.35	0.43
3:AL:84:ASP:HB2	33:AL:201:CYC:HHD	2.01	0.43
28:BL:119:THR:CG2	4:ML:147:LYS:O	2.66	0.43

Continued on next page...

Continued from previous page...

Atom-1	Atom-2	Interatomic distance (Å)	Clash overlap (Å)
3:GL:5:THR:OG1	4:HL:1:MET:O	2.37	0.43
4:HL:96:MET:HB3	4:HL:96:MET:HE3	1.78	0.43
3:IL:94:TYR:CD1	4:JL:9:ILE:HD12	2.51	0.43
3:PL:86:ASP:OD1	29:QL:18:TYR:OH	2.36	0.43
29:QL:10:LYS:HA	29:QL:13:ASP:HB3	1.99	0.43
4:UL:76:ARG:HE	4:UL:76:ARG:HB3	1.64	0.43
6:A1:233:GLN:HE21	9:D1:139:ARG:HH22	1.65	0.43
8:C1:310:LYS:HB3	8:C1:310:LYS:HZ3	1.84	0.43
8:C1:320:GLY:N	8:C1:324:LEU:O	2.42	0.43
8:C1:440:ALA:HB1	13:I1:31:ASN:HD21	1.80	0.43
9:D1:90:LEU:HD13	9:D1:96:GLU:HB3	2.01	0.43
14:J1:6:LYS:CB	14:J1:6:LYS:NZ	2.73	0.43
17:M1:36:GLU:OE2	17:m1:35:LYS:NZ	2.49	0.43
36:a1:407:CLA:H41	36:a1:407:CLA:H62	1.67	0.43
7:b1:78:TRP:O	7:b1:78:TRP:CD2	2.70	0.43
43:b1:617:BCR:H15C	43:b1:617:BCR:H351	1.82	0.43
8:c1:202:LYS:HG2	8:c1:208:GLU:HB3	2.01	0.43
9:d1:80:THR:HG22	9:d1:111:TRP:HE1	1.76	0.43
9:d1:103:ARG:NH2	10:e1:77:GLN:OE1	2.21	0.43
1:B2:205:ARG:HB2	1:B2:206:PHE:HD1	1.82	0.43
32:e3:59:LEU:CD2	32:e3:130:GLY:HA2	2.45	0.43
32:i3:69:PRO:O	32:i3:69:PRO:CD	2.66	0.43
31:j3:24:ILE:HD11	32:k3:42:ASN:CG	2.43	0.43
33:j3:202:CYC:HMD2	32:k3:151:GLY:N	2.33	0.43
33:j3:202:CYC:HBC2	33:j3:202:CYC:HMC1	2.01	0.43
3:V4:145:ASP:OD1	3:V4:145:ASP:N	2.51	0.43
3:u4:16:ARG:O	4:v4:94:TYR:OH	2.31	0.43
3:w4:16:ARG:O	4:x4:94:TYR:OH	2.33	0.43
3:q4:116:TYR:HE1	33:q4:201:CYC:HHB	1.83	0.43
2:B4:773:THR:OG1	2:B4:774:LYS:N	2.51	0.43
2:B4:860:GLU:OE2	2:B4:874:ARG:NH2	2.50	0.43
2:C4:630:PRO:CG	2:C4:678:THR:HG23	2.48	0.43
4:P4:96:MET:HE1	4:P4:148:GLU:HB3	1.99	0.43
4:R4:34:GLY:HA2	4:R4:37:ARG:HD2	2.00	0.43
33:j5:202:CYC:HMD2	32:k5:151:GLY:N	2.33	0.43
32:c6:69:PRO:O	32:c6:69:PRO:CD	2.66	0.43
31:h6:64:PRO:CD	31:h6:65:TYR:H	2.19	0.43
31:h6:84:CYS:SG	33:h6:201:CYC:HBC1	2.58	0.43
33:i6:201:CYC:HMC1	33:i6:201:CYC:HBC2	2.00	0.43
33:j6:202:CYC:HMD3	33:j6:202:CYC:NC	2.33	0.43
31:j7:24:ILE:HD11	32:k7:42:ASN:CG	2.43	0.43

Continued on next page...

Continued from previous page...

Atom-1	Atom-2	Interatomic distance (Å)	Clash overlap (Å)
1:B7:203:VAL:HG22	1:B7:204:ARG:O	2.19	0.43
32:c8:69:PRO:O	32:c8:69:PRO:CD	2.66	0.43
33:e8:202:CYC:HBC2	33:e8:202:CYC:HMC1	2.01	0.43
32:m8:44:ILE:HD11	32:m8:160:ILE:HD13	2.00	0.43
32:e9:145:PRO:O	32:e9:145:PRO:CD	2.67	0.43
31:f9:113:ALA:C	1:B9:21:TYR:O	2.61	0.43
33:j9:202:CYC:HMD2	32:k9:151:GLY:N	2.33	0.43
32:kA:162:GLY:O	32:kA:166:ARG:HG3	2.17	0.43
33:mA:201:CYC:HBC2	33:mA:201:CYC:HMC1	2.00	0.43
4:zB:21:ALA:HA	4:zB:24:ILE:HB	2.00	0.43
31:bC:95:VAL:HG21	31:bC:154:LEU:CD2	2.46	0.43
32:mC:3:ASP:N	32:mC:6:THR:OG1	2.38	0.43
8:cD:223:GLY:O	8:cD:227:ILE:N	2.49	0.43
18:oD:154:VAL:HG13	18:oD:175:ASN:HB3	2.01	0.43
26:yD:81:VAL:HA	26:yD:84:VAL:HG12	1.99	0.43
36:aE:405:CLA:H142	36:aE:405:CLA:H112	1.91	0.43
7:bE:63:MET:HE1	7:bE:80:LEU:HD21	1.99	0.43
7:bE:294:GLN:CD	7:bE:294:GLN:C	2.86	0.43
7:bE:491:GLU:C	7:bE:492:TRP:HE3	2.26	0.43
36:bE:609:CLA:HBC3	43:bE:617:BCR:HC8	2.00	0.43
9:dE:65:SER:OG	9:dE:77:ALA:O	2.36	0.43
9:dE:110:LEU:N	9:dE:110:LEU:HD22	2.33	0.43
31:bH:24:ILE:CB	33:cH:202:CYC:HBB1	2.43	0.43
33:iH:201:CYC:HMC1	33:iH:201:CYC:HBC2	2.00	0.43
32:iI:155:ALA:O	32:iI:159:GLU:HG3	2.18	0.43
32:kI:69:PRO:O	32:kI:69:PRO:CD	2.66	0.43
4:hK:9:ILE:O	4:hK:13:ASP:N	2.52	0.43
4:1L:25:GLN:HA	4:1L:28:LYS:HB2	1.99	0.43
4:5L:3:ASP:O	4:5L:7:SER:N	2.52	0.43
1:BA:200:GLN:C	1:BA:200:GLN:CD	2.86	0.43
2:BB:70:ARG:NH1	2:BB:127:GLY:O	2.51	0.43
2:BB:490:ASP:N	2:BB:490:ASP:OD1	2.48	0.43
2:BB:630:PRO:CG	2:BB:678:THR:HG23	2.48	0.43
4:RB:30:TYR:OH	4:RB:97:LEU:O	2.37	0.43
3:VB:2:SER:OG	3:VB:98:ALA:O	2.37	0.43
7:BD:73:GLN:HB2	7:BD:88:PRO:CB	2.33	0.43
36:BD:607:CLA:HBC3	43:BD:616:BCR:HC8	2.01	0.43
43:BD:616:BCR:H20C	43:BD:616:BCR:H361	1.83	0.43
8:CD:189:PRO:HB3	8:CD:221:ILE:HG23	2.01	0.43
8:CD:277:VAL:HG21	8:CD:413:LEU:HD22	2.00	0.43
17:MD:36:GLU:CD	17:mD:35:LYS:HZ2	2.26	0.43

Continued on next page...

Continued from previous page...

Atom-1	Atom-2	Interatomic distance (Å)	Clash overlap (Å)
18:OD:154:VAL:HG13	18:OD:175:ASN:HB3	2.01	0.43
25:XD:25:VAL:HG13	25:XD:29:PHE:HD2	1.82	0.43
36:BE:602:CLA:HED3	36:BE:603:CLA:H3A	2.01	0.43
9:DE:106:GLN:OE1	9:DE:106:GLN:N	2.50	0.43
28:BG:119:THR:C	4:MG:151:ILE:HD12	2.41	0.43
28:BG:130:ARG:CG	4:JG:57:ALA:HB1	2.27	0.43
3:IG:68:PRO:O	3:IG:73:TYR:OH	2.24	0.43
4:KK:62:TYR:O	4:KK:67:ARG:NH1	2.43	0.43
4:YK:77:ARG:CB	33:YK:201:CYC:HAD1	2.43	0.43
28:BL:113:GLU:CG	4:ML:36:LEU:CG	2.96	0.43
3:GL:77:MET:HE3	3:GL:77:MET:HB3	1.88	0.43
3:IL:68:PRO:O	3:IL:68:PRO:CD	2.66	0.43
3:KL:104:ILE:HD11	3:KL:156:LEU:HD21	2.01	0.43
3:PL:61:LYS:NZ	3:PL:128:GLU:OE1	2.38	0.43
3:TL:154:ASP:OD1	3:TL:154:ASP:N	2.52	0.43
36:A1:405:CLA:H121	36:D1:405:CLA:H172	1.99	0.43
37:A1:406:PL9:H421	37:A1:406:PL9:H401	1.73	0.43
36:B1:602:CLA:HED3	36:B1:603:CLA:H3A	2.01	0.43
36:B1:607:CLA:HBC3	43:B1:616:BCR:HC8	2.01	0.43
43:Z1:102:BCR:H24C	43:Z1:102:BCR:H371	1.86	0.43
36:a1:407:CLA:CAB	13:i1:15:PHE:HD2	2.32	0.43
8:c1:417:HIS:O	8:c1:421:ALA:N	2.45	0.43
36:c1:504:CLA:H13	36:c1:504:CLA:H102	1.77	0.43
18:o1:154:VAL:HG13	18:o1:175:ASN:HB3	2.01	0.43
27:z1:38:PRO:O	27:z1:41:PHE:N	2.49	0.43
32:c2:69:PRO:O	32:c2:69:PRO:CD	2.66	0.43
33:j2:202:CYC:HMD2	32:k2:151:GLY:N	2.33	0.43
32:k2:150:PRO:O	32:k2:150:PRO:CD	2.65	0.43
1:B2:231:PRO:CA	3:O4:52:LYS:CE	2.96	0.43
31:f3:149:GLU:C	31:f3:152:SER:HG	2.20	0.43
32:g3:69:PRO:O	32:g3:69:PRO:CD	2.66	0.43
4:z4:21:ALA:HA	4:z4:24:ILE:HB	2.00	0.43
2:B4:332:ARG:NH2	2:B4:393:ASP:OD1	2.47	0.43
2:C4:69:SER:HB2	2:C4:82:LEU:HD22	2.00	0.43
1:B5:233:ASN:N	1:B5:233:ASN:ND2	2.65	0.43
32:m5:3:ASP:N	32:m5:6:THR:OG1	2.38	0.43
32:e6:145:PRO:O	32:e6:145:PRO:CD	2.67	0.43
32:k6:69:PRO:O	32:k6:69:PRO:CD	2.66	0.43
32:m6:69:PRO:O	32:m6:69:PRO:CD	2.66	0.43
1:B6:192:LEU:CB	1:B6:194:PHE:CD1	3.01	0.43
31:f7:7:GLU:HG3	1:B7:26:ASP:CG	2.38	0.43

Continued on next page...

Continued from previous page...

Atom-1	Atom-2	Interatomic distance (Å)	Clash overlap (Å)
33:j7:202:CYC:HMD2	32:k7:151:GLY:N	2.33	0.43
32:k7:111:ASN:HB2	1:B7:37:MET:HE1	2.00	0.43
33:g8:201:CYC:NC	33:g8:201:CYC:HMD3	2.33	0.43
32:gA:59:LEU:CD1	32:gA:130:GLY:CA	2.90	0.43
33:jA:202:CYC:HMD3	33:jA:202:CYC:NC	2.32	0.43
33:mA:201:CYC:NC	33:mA:201:CYC:HMD3	2.33	0.43
4:vB:91:TYR:OH	4:vB:107:ARG:NH1	2.52	0.43
4:rB:89:LEU:HD13	4:rB:133:MET:HE2	2.00	0.43
32:iC:59:LEU:CD2	32:iC:130:GLY:HA2	2.45	0.43
32:iC:155:ALA:O	32:iC:159:GLU:HG3	2.18	0.43
33:iC:201:CYC:HMC1	33:iC:201:CYC:HBC2	2.00	0.43
32:mC:102:ALA:HB2	32:mC:166:ARG:HH11	1.81	0.43
6:aD:32:TRP:CE2	13:iD:22:GLY:HA3	2.53	0.43
36:aD:405:CLA:H142	36:aD:405:CLA:H112	1.90	0.43
7:bD:78:TRP:O	7:bD:78:TRP:CG	2.70	0.43
7:bD:171:PRO:HG3	12:hD:63:ALA:HA	1.99	0.43
36:bD:604:CLA:H193	9:dD:158:LEU:HD13	2.00	0.43
36:cD:505:CLA:H102	36:cD:505:CLA:H13	1.77	0.43
18:oD:120:SER:OG	18:oD:159:PRO:O	2.31	0.43
6:aE:289:ALA:O	6:aE:293:PHE:N	2.51	0.43
7:bE:171:PRO:HG3	12:hE:63:ALA:HA	1.99	0.43
18:oE:154:VAL:HG13	18:oE:175:ASN:HB3	2.01	0.43
3:dF:51:ILE:HG23	3:dF:82:LEU:HD12	2.00	0.43
3:iF:18:LEU:HD13	3:iF:23:LEU:HD21	2.01	0.43
33:jH:202:CYC:HMD1	32:kH:151:GLY:CA	2.41	0.43
32:iI:59:LEU:CD1	32:iI:130:GLY:CA	2.90	0.43
33:iJ:201:CYC:HBC2	33:iJ:201:CYC:HMC1	2.00	0.43
3:dK:51:ILE:HG23	3:dK:82:LEU:HD12	2.00	0.43
3:fK:25:ARG:NH2	30:mK:100:ASP:OD2	2.48	0.43
29:gK:46:ALA:O	30:mK:158:GLN:NE2	2.51	0.43
4:jK:23:ALA:HA	4:jK:26:LYS:HE3	1.99	0.43
2:BB:813:PRO:HA	4:vB:107:ARG:HD3	2.01	0.43
2:CB:566:GLN:HG2	2:CB:672:PRO:HG2	2.00	0.43
3:XB:109:VAL:HG13	3:XB:159:ALA:HB1	2.01	0.43
36:CD:505:CLA:H193	36:CD:511:CLA:H42	2.00	0.43
36:CD:511:CLA:H142	36:CD:511:CLA:H112	1.87	0.43
9:DD:75:THR:O	9:DD:75:THR:OG1	2.37	0.43
9:DD:90:LEU:CB	9:DD:109:GLY:HA2	2.48	0.43
8:CE:189:PRO:HB3	8:CE:221:ILE:HG23	2.01	0.43
21:SE:25:UNK:CB	7:bE:232:GLY:N	2.81	0.43
28:EF:127:THR:CA	28:EF:129:ASN:HB3	2.40	0.43

Continued on next page...

Continued from previous page...

Atom-1	Atom-2	Interatomic distance (Å)	Clash overlap (Å)
3:JF:107:ILE:CD1	2:C4:549:VAL:HG23	2.34	0.43
28:BG:113:GLU:CG	4:MG:36:LEU:CG	2.96	0.43
3:IG:68:PRO:O	3:IG:68:PRO:CD	2.66	0.43
3:PG:28:SER:OG	30:VG:28:ASP:OD2	2.28	0.43
3:PG:43:MET:HE3	3:PG:43:MET:HB3	1.86	0.43
30:VG:156:ILE:H	30:VG:156:ILE:HG12	1.67	0.43
4:IK:88:TYR:HH	4:IK:116:TYR:HH	1.64	0.43
3:JK:65:VAL:CG1	33:JK:201:CYC:C1C	2.95	0.43
4:UL:109:LEU:HD21	4:UL:159:GLY:HA3	2.00	0.43
7:B1:80:LEU:HA	7:B1:80:LEU:HD12	1.55	0.43
8:C1:18:THR:HG23	8:C1:20:PHE:H	1.84	0.43
8:C1:140:ASP:OD1	8:C1:140:ASP:N	2.40	0.43
8:C1:280:ASN:O	8:C1:410:ARG:NH2	2.50	0.43
8:C1:316:GLY:HA3	18:O1:130:ASP:HA	2.01	0.43
9:D1:103:ARG:NH2	9:D1:103:ARG:HB2	2.33	0.43
12:H1:44:ILE:HA	12:H1:53:LEU:HD21	2.01	0.43
17:M1:32:ARG:HH12	17:m1:36:GLU:HG2	1.81	0.43
18:O1:82:GLU:HB2	18:O1:259:LYS:HB2	2.01	0.43
18:O1:154:VAL:HG13	18:O1:175:ASN:HB3	2.01	0.43
18:O1:167:SER:N	18:O1:231:GLN:OE1	2.51	0.43
23:U1:42:ASP:N	23:U1:42:ASP:OD1	2.51	0.43
36:a1:406:CLA:H142	36:a1:406:CLA:H112	1.90	0.43
33:c2:202:CYC:HBC2	33:c2:202:CYC:HMC1	2.01	0.43
32:k2:64:PRO:CD	32:k2:65:GLN:N	2.82	0.43
33:e3:202:CYC:HBC2	33:e3:202:CYC:HMC1	2.01	0.43
33:g3:201:CYC:HBC2	33:g3:201:CYC:HMC1	2.01	0.43
33:m3:201:CYC:HMC1	33:m3:201:CYC:HBC2	2.00	0.43
3:w4:3:ILE:HG22	3:w4:26:ILE:CD1	2.49	0.43
4:p4:107:ARG:NH1	2:C4:814:ASN:OD1	2.52	0.43
4:p4:130:ILE:HA	4:p4:133:MET:HB2	2.00	0.43
2:B4:82:LEU:O	2:B4:85:LEU:HB3	2.19	0.43
2:B4:580:VAL:O	2:B4:580:VAL:HG12	2.16	0.43
4:R4:30:TYR:OH	4:R4:97:LEU:O	2.37	0.43
33:c5:202:CYC:HMD3	33:c5:202:CYC:NC	2.32	0.43
31:d5:91:TYR:O	31:d5:95:VAL:HG23	2.17	0.43
32:m5:59:LEU:CD2	32:m5:130:GLY:HA2	2.45	0.43
31:b6:84:CYS:O	33:b6:201:CYC:HBC1	2.19	0.43
32:i6:69:PRO:O	32:i6:69:PRO:CD	2.66	0.43
32:k6:59:LEU:CD1	32:k6:130:GLY:CA	2.90	0.43
32:m6:44:ILE:HD11	32:m6:160:ILE:HD13	2.00	0.43
1:B8:199:TRP:HZ2	3:dK:59:PHE:HD2	1.60	0.43

Continued on next page...

Continued from previous page...

Atom-1	Atom-2	Interatomic distance (Å)	Clash overlap (Å)
31:h8:42:LYS:HG3	32:i8:24:ILE:HD13	1.98	0.43
32:i8:155:ALA:O	32:i8:159:GLU:HG3	2.18	0.43
31:f9:26:VAL:HG22	31:j9:26:VAL:HG22	2.01	0.43
33:m9:201:CYC:NC	33:m9:201:CYC:HMD3	2.33	0.43
1:B9:205:ARG:N	3:oB:77:MET:HE1	2.33	0.43
32:kA:64:PRO:CD	32:kA:65:GLN:N	2.82	0.43
3:qB:143:GLY:HA2	3:qB:146:ALA:HB3	2.01	0.43
32:gC:69:PRO:O	32:gC:69:PRO:CD	2.66	0.43
36:bD:606:CLA:H101	36:bD:615:CLA:H42	2.01	0.43
8:cD:298:GLN:NE2	8:cD:345:PHE:O	2.52	0.43
8:cD:436:ARG:HD3	8:cD:436:ARG:HA	1.82	0.43
9:dD:103:ARG:NH2	10:eD:77:GLN:OE1	2.21	0.43
7:bE:385:ARG:NH1	18:oE:193:ALA:O	2.51	0.43
36:bE:606:CLA:H101	36:bE:615:CLA:H42	2.01	0.43
36:bE:610:CLA:H51	36:bE:610:CLA:H8	1.76	0.43
8:cE:26:ASN:O	8:cE:29:LEU:N	2.44	0.43
9:dE:111:TRP:CZ3	9:dE:115:ALA:HB2	2.52	0.43
13:iE:7:ILE:O	13:iE:10:ILE:HB	2.18	0.43
23:uE:84:ASP:N	23:uE:84:ASP:OD1	2.50	0.43
4:aF:144:ASP:OD1	4:aF:144:ASP:N	2.50	0.43
4:hF:9:ILE:O	4:hF:13:ASP:N	2.52	0.43
33:cH:202:CYC:HMD3	33:cH:202:CYC:NC	2.32	0.43
33:cH:202:CYC:CBD	33:cH:202:CYC:CHA	2.85	0.43
33:cI:202:CYC:HBC2	33:cI:202:CYC:HMC1	2.01	0.43
33:iI:201:CYC:HBC2	33:iI:201:CYC:HMC1	2.00	0.43
3:dK:62:ARG:HA	3:dK:62:ARG:HD3	1.81	0.43
4:hK:15:GLN:HB3	4:hK:17:LYS:HG3	2.01	0.43
3:iK:92:ILE:HD11	3:iK:156:LEU:HD12	2.01	0.43
2:CB:744:THR:HB	5:bB:20:ARG:HD3	2.01	0.43
3:SB:66:VAL:CG1	3:LK:68:PRO:HG2	2.48	0.43
3:XB:133:MET:HE3	3:XB:133:MET:HB3	1.85	0.43
6:AD:79:THR:OG1	6:AD:80:ALA:N	2.51	0.43
40:BD:623:LMT:C2'	13:iD:1:MET:HE3	2.47	0.43
8:CD:118:TYR:O	8:CD:123:GLY:N	2.45	0.43
9:DD:107:LEU:C	9:DD:107:LEU:CD1	2.86	0.43
12:HD:44:ILE:HA	12:HD:53:LEU:HD21	2.01	0.43
18:OD:167:SER:N	18:OD:231:GLN:OE1	2.51	0.43
21:SD:25:UNK:CB	7:bD:232:GLY:N	2.81	0.43
24:VD:52:LYS:HE2	24:VD:52:LYS:HB3	1.74	0.43
43:ZD:101:BCR:H15C	43:ZD:101:BCR:H351	1.81	0.43
7:BE:361:ASN:OD1	7:BE:361:ASN:N	2.51	0.43

Continued on next page...

Continued from previous page...

Atom-1	Atom-2	Interatomic distance (Å)	Clash overlap (Å)
8:CE:280:ASN:O	8:CE:410:ARG:NH2	2.50	0.43
9:DE:75:THR:O	9:DE:75:THR:OG1	2.37	0.43
18:OE:154:VAL:HG13	18:OE:175:ASN:HB3	2.01	0.43
18:OE:167:SER:O	18:OE:167:SER:OG	2.30	0.43
3:XF:83:ARG:C	3:XF:85:LEU:H	2.23	0.43
3:AG:84:ASP:HB2	33:AG:201:CYC:HHD	2.01	0.43
3:IG:92:ILE:HG21	3:IG:153:PHE:CZ	2.53	0.43
29:QG:65:GLU:C	29:QG:65:GLU:CD	2.87	0.43
1:BH:220:ASN:OD1	1:BH:220:ASN:N	2.52	0.43
28:BL:133:PRO:CG	28:BL:137:MET:HE1	2.48	0.43
4:LL:61:LEU:HD23	4:LL:61:LEU:HA	1.87	0.43
43:B1:616:BCR:H11C	43:B1:616:BCR:H341	1.90	0.43
8:C1:133:PHE:C	8:C1:133:PHE:HD1	2.26	0.43
12:H1:37:LEU:HD23	12:H1:37:LEU:HA	1.92	0.43
25:X1:25:VAL:HG13	25:X1:29:PHE:HD2	1.82	0.43
7:b1:171:PRO:HG3	12:h1:63:ALA:HA	1.99	0.43
7:b1:232:GLY:N	21:S1:25:UNK:CB	2.81	0.43
7:b1:361:ASN:N	7:b1:361:ASN:OD1	2.51	0.43
43:c1:515:BCR:HC31	13:i1:24:LEU:CD2	2.44	0.43
9:d1:235:PHE:O	9:d1:235:PHE:CG	2.70	0.43
43:d1:407:BCR:H14C	11:f1:32:PHE:CD2	2.54	0.43
18:o1:57:SER:OG	18:o1:231:GLN:O	2.32	0.43
18:o1:72:CYS:HB3	18:o1:73:LEU:HG	2.01	0.43
31:b2:84:CYS:O	33:b2:201:CYC:HBC1	2.19	0.43
32:e2:69:PRO:O	32:e2:69:PRO:CD	2.66	0.43
31:f2:113:ALA:C	1:B2:21:TYR:O	2.61	0.43
32:c3:154:SER:O	32:c3:157:ALA:CB	2.65	0.43
33:e3:202:CYC:NC	33:e3:202:CYC:HMD3	2.32	0.43
32:i3:64:PRO:CD	32:i3:65:GLN:N	2.82	0.43
1:B3:226:LYS:NZ	1:B3:226:LYS:CB	2.73	0.43
1:B3:239:ALA:CB	4:W4:62:TYR:CB	2.96	0.43
3:S4:112:VAL:HA	3:S4:115:MET:HB3	2.01	0.43
3:X4:109:VAL:HG13	3:X4:159:ALA:HB1	2.01	0.43
3:q4:57:GLN:HA	3:q4:60:GLN:HB2	2.01	0.43
4:P4:71:ASN:ND2	4:P4:120:GLY:O	2.52	0.43
31:f5:26:VAL:HG22	31:j5:26:VAL:HG22	2.01	0.43
32:i5:155:ALA:O	32:i5:159:GLU:HG3	2.18	0.43
33:i5:201:CYC:HMC1	33:i5:201:CYC:HBC2	2.00	0.43
33:m5:201:CYC:HBD1	33:m5:201:CYC:CHA	2.28	0.43
32:c7:154:SER:OG	32:c7:155:ALA:N	2.50	0.43
33:j7:202:CYC:CMD	32:k7:149:THR:O	2.56	0.43

Continued on next page...

Continued from previous page...

Atom-1	Atom-2	Interatomic distance (Å)	Clash overlap (Å)
31:l7:84:CYS:O	33:l7:201:CYC:HBC1	2.19	0.43
1:B8:211:LYS:H	1:B8:211:LYS:CD	2.31	0.43
32:e8:69:PRO:O	32:e8:69:PRO:CD	2.66	0.43
31:l8:84:CYS:O	33:l8:201:CYC:HBC1	2.19	0.43
1:B9:204:ARG:C	3:oB:77:MET:HE1	2.44	0.43
33:cA:202:CYC:HBC2	33:cA:202:CYC:HMC1	2.01	0.43
31:jA:84:CYS:O	33:jA:201:CYC:HBC1	2.19	0.43
33:jA:202:CYC:HBC2	33:jA:202:CYC:HMC1	2.01	0.43
3:sB:39:ILE:O	3:sB:42:THR:OG1	2.37	0.43
3:wB:23:LEU:HD12	4:xB:38:VAL:HG13	2.01	0.43
4:pB:62:TYR:OH	33:qB:201:CYC:O1D	2.36	0.43
3:qB:57:GLN:HA	3:qB:60:GLN:HB2	2.01	0.43
4:rB:56:VAL:HG12	4:rB:60:LEU:HD12	1.99	0.43
32:mC:44:ILE:HD11	32:mC:160:ILE:HD13	2.00	0.43
36:bD:612:CLA:H61	36:bD:612:CLA:H102	1.57	0.43
8:cD:26:ASN:O	8:cD:29:LEU:N	2.44	0.43
8:cD:265:ALA:C	8:cD:267:SER:N	2.76	0.43
43:dD:407:BCR:H14C	11:fD:32:PHE:CD2	2.54	0.43
8:cE:295:GLU:OE2	8:cE:352:TRP:NE1	2.44	0.43
8:cE:298:GLN:NE2	8:cE:345:PHE:O	2.52	0.43
18:oE:58:ILE:HD12	18:oE:166:THR:HG22	2.01	0.43
18:oE:167:SER:N	18:oE:231:GLN:OE1	2.51	0.43
23:uE:42:ASP:OD1	23:uE:42:ASP:N	2.51	0.43
23:uE:76:MET:HE3	23:uE:95:LEU:HB3	2.00	0.43
4:aF:76:ARG:HB2	3:bF:110:VAL:HG21	2.01	0.43
4:hF:29:ALA:O	4:hF:33:THR:OG1	2.35	0.43
4:5G:3:ASP:O	4:5G:7:SER:N	2.52	0.43
33:jH:202:CYC:HMD2	32:kH:151:GLY:N	2.33	0.43
31:bJ:2:LYS:HZ2	31:hJ:17:ARG:HD2	1.83	0.43
32:iJ:3:ASP:N	32:iJ:6:THR:OG1	2.38	0.43
32:kJ:59:LEU:CD2	32:kJ:130:GLY:HA2	2.44	0.43
4:nK:39:ARG:NH2	3:6L:141:LEU:O	2.52	0.43
2:BB:121:GLY:O	12:HD:19:GLY:HA3	2.19	0.43
2:BB:773:THR:OG1	2:BB:774:LYS:N	2.51	0.43
3:QB:128:GLU:O	3:QB:132:ALA:N	2.48	0.43
3:SB:113:ARG:NH2	3:SB:159:ALA:O	2.49	0.43
3:ZB:147:ALA:HB2	3:GL:143:GLY:HA3	2.01	0.43
1:BC:203:VAL:HG23	3:q4:77:MET:SD	2.59	0.43
6:AD:64:ARG:NH2	18:OD:136:VAL:HG23	2.33	0.43
6:AD:235:ARG:HA	6:AD:235:ARG:HD3	1.86	0.43
37:AD:406:PL9:H371	37:AD:406:PL9:H351	1.85	0.43

Continued on next page...

Continued from previous page...

Atom-1	Atom-2	Interatomic distance (Å)	Clash overlap (Å)
8:CD:193:PRO:HD3	40:CD:521:LMT:H21	2.01	0.43
8:CD:257:ALA:HA	8:CD:260:SER:HB3	2.01	0.43
9:DD:107:LEU:O	9:DD:107:LEU:CG	2.67	0.43
18:OD:82:GLU:HB2	18:OD:259:LYS:HB2	2.01	0.43
18:OD:259:LYS:HB3	18:OD:259:LYS:HE3	1.74	0.43
19:QD:121:LYS:HA	19:QD:121:LYS:HD2	1.75	0.43
26:YD:81:VAL:HA	26:YD:84:VAL:HG12	1.99	0.43
6:AE:341:LEU:O	8:CE:300:GLN:NE2	2.47	0.43
36:BE:604:CLA:H101	36:BE:614:CLA:H42	2.01	0.43
9:DE:90:LEU:HD13	9:DE:96:GLU:HB3	2.01	0.43
18:OE:35:TYR:HB2	18:OE:38:ILE:HD12	1.99	0.43
18:OE:167:SER:N	18:OE:231:GLN:OE1	2.51	0.43
4:IF:106:GLU:HG2	5:NF:57:THR:HB	2.00	0.43
4:YF:47:ASN:HD22	4:YF:140:LEU:HD21	1.83	0.43
4:SG:3:ASP:H	4:SG:6:THR:HG1	1.66	0.43
4:SG:71:ASN:O	4:SG:77:ARG:NH1	2.45	0.43
4:YK:77:ARG:HB2	33:YK:201:CYC:CMD	2.49	0.43
28:BL:116:THR:CG2	4:ML:144:ASP:C	2.91	0.43
3:IL:63:PRO:HD3	3:4L:69:GLY:HA3	2.00	0.43
3:IL:92:ILE:HG21	3:IL:153:PHE:CZ	2.53	0.43
6:A1:341:LEU:O	8:C1:300:GLN:NE2	2.46	0.43
7:B1:103:LEU:O	7:B1:107:LEU:N	2.52	0.43
7:B1:174:LEU:O	7:B1:308:LYS:NZ	2.50	0.43
7:B1:347:THR:OG1	7:B1:398:THR:OG1	2.36	0.43
44:C1:518:DGD:HB61	39:C1:521:LMG:H372	2.01	0.43
9:D1:88:SER:CB	10:E1:69:ARG:HH22	2.20	0.43
6:a1:41:LEU:HD21	45:d1:402:PHO:H61	2.01	0.43
6:a1:233:GLN:O	9:d1:265:ARG:NH1	2.49	0.43
7:b1:170:ASP:N	7:b1:170:ASP:OD1	2.52	0.43
36:b1:606:CLA:H101	36:b1:615:CLA:H42	2.01	0.43
8:c1:256:GLU:O	8:c1:259:LEU:C	2.61	0.43
38:d1:414:SQD:H4	11:f1:13:PRO:HG2	2.01	0.43
43:k1:102:BCR:H11C	43:k1:102:BCR:H341	1.84	0.43
18:o1:152:GLY:O	18:o1:176:VAL:N	2.39	0.43
18:o1:167:SER:N	18:o1:231:GLN:OE1	2.51	0.43
23:u1:42:ASP:OD1	23:u1:42:ASP:N	2.51	0.43
32:i2:3:ASP:N	32:i2:6:THR:OG1	2.38	0.43
32:i2:155:ALA:O	32:i2:159:GLU:HG3	2.18	0.43
1:B2:227:GLN:NE2	1:B2:228:VAL:O	2.52	0.43
3:o4:62:ARG:NH1	3:o4:124:GLU:OE2	2.51	0.43
3:q4:126:VAL:HA	33:q4:201:CYC:HBC3	2.01	0.43

Continued on next page...

Continued from previous page...

Atom-1	Atom-2	Interatomic distance (Å)	Clash overlap (Å)
2:C4:743:LEU:HD12	2:C4:743:LEU:HA	1.88	0.43
4:P4:90:ARG:O	4:P4:93:THR:OG1	2.35	0.43
33:g5:201:CYC:HMC1	33:g5:201:CYC:HBC2	2.01	0.43
32:k6:64:PRO:CD	32:k6:65:GLN:N	2.82	0.43
31:l6:84:CYS:O	33:l6:201:CYC:HBC1	2.19	0.43
33:e7:202:CYC:HBC2	33:e7:202:CYC:HMC1	2.01	0.43
32:k7:102:ALA:HB2	32:k7:166:ARG:HH11	1.81	0.43
1:B8:21:TYR:O	31:f8:113:ALA:C	2.61	0.43
31:h8:84:CYS:O	33:h8:201:CYC:HBC1	2.19	0.43
32:m9:44:ILE:HD11	32:m9:160:ILE:HD13	2.00	0.43
1:B9:227:GLN:NE2	1:B9:228:VAL:O	2.52	0.43
31:hC:84:CYS:O	33:hC:201:CYC:HBC1	2.19	0.43
32:iC:64:PRO:CD	32:iC:65:GLN:N	2.82	0.43
31:jC:24:ILE:CD1	32:kC:42:ASN:OD1	2.60	0.43
31:jC:84:CYS:O	33:jC:201:CYC:HBC1	2.19	0.43
36:aD:406:CLA:CAB	13:iD:15:PHE:HD2	2.32	0.43
7:bD:294:GLN:CD	7:bD:294:GLN:C	2.86	0.43
9:dD:103:ARG:CG	9:dD:103:ARG:HH11	2.32	0.43
18:oD:57:SER:OG	18:oD:231:GLN:O	2.32	0.43
18:oD:167:SER:N	18:oD:231:GLN:OE1	2.51	0.43
36:cE:510:CLA:H161	36:cE:510:CLA:H141	1.78	0.43
9:dE:103:ARG:CG	9:dE:103:ARG:HH11	2.32	0.43
15:kE:17:PHE:C	15:kE:19:PRO:N	2.76	0.43
18:oE:146:PHE:HB2	18:oE:249:GLU:HB3	2.01	0.43
19:qE:115:MET:HE2	19:qE:115:MET:HB2	1.84	0.43
3:dF:133:MET:HE3	3:dF:133:MET:HB2	1.89	0.43
3:fF:18:LEU:HD23	3:fF:18:LEU:HA	1.90	0.43
4:hF:37:ARG:HA	4:hF:96:MET:HE3	2.01	0.43
3:iF:92:ILE:HD11	3:iF:156:LEU:HD12	2.01	0.43
3:6G:16:ARG:O	4:7G:94:TYR:OH	2.37	0.43
3:6G:83:ARG:NH2	33:6G:201:CYC:O2A	2.37	0.43
4:7G:68:PRO:HA	4:7G:73:TYR:CZ	2.54	0.43
31:bH:149:GLU:C	31:bH:152:SER:HG	2.18	0.43
33:jH:202:CYC:HBC2	33:jH:202:CYC:HMC1	2.01	0.43
32:kH:64:PRO:CD	32:kH:65:GLN:N	2.82	0.43
32:mH:44:ILE:HD11	32:mH:160:ILE:HD13	2.00	0.43
3:bK:6:LYS:HD3	3:bK:6:LYS:HA	1.88	0.43
4:lK:24:ILE:HA	4:lK:27:LEU:HD23	2.01	0.43
2:BB:566:GLN:HG2	2:BB:672:PRO:HG2	2.00	0.43
3:QB:51:ILE:HD12	3:QB:82:LEU:HD12	2.01	0.43
7:BD:495:PHE:CB	7:BD:503:THR:CB	2.70	0.43

Continued on next page...

Continued from previous page...

Atom-1	Atom-2	Interatomic distance (Å)	Clash overlap (Å)
8:CD:133:PHE:HD2	2:B4:132:PHE:CE1	2.35	0.43
8:CD:316:GLY:HA3	18:OD:130:ASP:HA	2.01	0.43
8:CD:327:TYR:O	8:CD:339:GLY:N	2.49	0.43
8:CE:122:ARG:CZ	27:ZE:33:TRP:CZ2	2.85	0.43
8:CE:316:GLY:HA3	18:OE:130:ASP:HA	2.01	0.43
36:CE:513:CLA:H93	43:CE:519:BCR:H272	2.00	0.43
9:DE:66:SER:OG	9:DE:69:GLU:OE2	2.37	0.43
38:DE:414:SQD:H4	11:FE:13:PRO:HG2	2.01	0.43
12:HE:44:ILE:HA	12:HE:53:LEU:HD21	2.01	0.43
26:YE:81:VAL:HA	26:YE:84:VAL:HG12	1.99	0.43
28:EF:140:PHE:CE1	3:ZF:86:ASP:HB2	2.53	0.43
4:IF:104:LEU:HD11	4:IF:156:ILE:HD11	2.01	0.43
3:IG:51:ILE:CG1	3:IG:89:LEU:HD11	2.49	0.43
3:RG:110:VAL:HB	4:WG:76:ARG:HB3	2.00	0.43
3:IL:51:ILE:CG1	3:IL:89:LEU:HD11	2.49	0.43
4:ML:36:LEU:CD1	4:ML:148:GLU:OE1	2.67	0.43
4:SL:3:ASP:H	4:SL:6:THR:HG1	1.66	0.43
36:B1:609:CLA:H8	36:B1:609:CLA:H51	1.76	0.43
7:b1:368:VAL:HB	7:b1:381:ILE:HG12	2.01	0.43
7:b1:474:ILE:O	9:d1:134:ARG:NH2	2.52	0.43
8:c1:263:LEU:HB3	8:c1:428:HIS:CA	2.48	0.43
8:c1:298:GLN:NE2	8:c1:345:PHE:O	2.52	0.43
8:c1:436:ARG:HA	8:c1:436:ARG:HD3	1.82	0.43
32:c2:64:PRO:CD	32:c2:65:GLN:N	2.82	0.43
32:c3:69:PRO:O	32:c3:69:PRO:CD	2.66	0.43
32:c3:113:LEU:C	32:c3:116:THR:HG1	2.25	0.43
32:g3:59:LEU:CD2	32:g3:130:GLY:HA2	2.45	0.43
31:h3:84:CYS:O	33:h3:201:CYC:HBC1	2.19	0.43
4:a4:49:ALA:CA	4:a4:52:VAL:CG2	2.96	0.43
4:T4:43:THR:O	4:T4:47:ASN:ND2	2.44	0.43
3:w4:23:LEU:HD12	4:x4:38:VAL:HG13	2.01	0.43
4:r4:89:LEU:HD13	4:r4:133:MET:HE2	2.00	0.43
2:B4:160:MET:CG	2:B4:163:SER:OG	2.67	0.43
2:B4:275:ARG:HG2	2:B4:414:THR:HG21	2.00	0.43
2:B4:628:GLY:O	2:B4:675:ARG:N	2.51	0.43
2:C4:153:SER:OG	8:cE:126:VAL:HG12	2.10	0.43
2:C4:500:ALA:HB3	2:C4:503:ASP:HB2	2.01	0.43
4:P4:61:LEU:HG	33:Q4:201:CYC:HAA2	1.99	0.43
4:R4:71:ASN:HD21	4:R4:122:PRO:HD2	1.84	0.43
32:e5:150:PRO:O	32:e5:150:PRO:CD	2.66	0.43
31:f5:84:CYS:O	33:f5:201:CYC:HBC1	2.19	0.43

Continued on next page...

Continued from previous page...

Atom-1	Atom-2	Interatomic distance (Å)	Clash overlap (Å)
33:j5:202:CYC:HBC2	33:j5:202:CYC:HMC1	2.01	0.43
32:k5:69:PRO:O	32:k5:69:PRO:CD	2.66	0.43
1:B6:205:ARG:HD2	1:B6:207:VAL:CG1	2.46	0.43
1:B6:211:LYS:HA	1:B6:211:LYS:HD2	1.24	0.43
33:c7:202:CYC:HMB3	31:h7:148:VAL:CG1	2.46	0.43
31:f7:26:VAL:HG22	31:j7:26:VAL:HG22	2.01	0.43
32:i7:3:ASP:N	32:i7:6:THR:OG1	2.38	0.43
33:i7:201:CYC:HMD3	33:i7:201:CYC:NC	2.32	0.43
33:i7:201:CYC:HMC1	33:i7:201:CYC:HBC2	2.00	0.43
33:j7:202:CYC:HBC2	33:j7:202:CYC:HMC1	2.01	0.43
33:m7:201:CYC:HMC1	33:m7:201:CYC:HBC2	2.00	0.43
31:b8:70:GLN:NE2	31:l9:57:GLN:CB	2.81	0.43
33:eA:202:CYC:NC	33:eA:202:CYC:HMD3	2.32	0.43
31:hA:84:CYS:O	33:hA:201:CYC:HBC1	2.19	0.43
32:iA:64:PRO:CD	32:iA:65:GLN:N	2.82	0.43
4:aB:68:PRO:HB2	4:aB:69:GLY:H	1.56	0.43
4:vB:47:ASN:O	4:vB:51:ILE:N	2.50	0.43
3:qB:126:VAL:HA	33:qB:201:CYC:HBC3	2.01	0.43
3:yB:2:SER:OG	3:yB:3:ILE:N	2.52	0.43
33:cC:202:CYC:HBC2	33:cC:202:CYC:HMC1	2.01	0.43
7:bD:78:TRP:CD1	7:bD:78:TRP:H	2.36	0.43
7:bD:474:ILE:O	9:dD:134:ARG:NH2	2.52	0.43
8:cD:202:LYS:HG2	8:cD:208:GLU:HB3	2.01	0.43
43:iD:102:BCR:H15C	43:iD:102:BCR:H351	1.94	0.43
15:kD:39:GLN:HB3	15:kD:44:PHE:CD2	2.54	0.43
17:mD:33:GLU:OE1	17:mD:33:GLU:HA	2.16	0.43
6:aE:106:LEU:HD23	6:aE:111:PRO:HD3	2.00	0.43
6:aE:140:ARG:NH1	9:dE:231:THR:CG2	2.80	0.43
7:bE:78:TRP:CD1	7:bE:78:TRP:H	2.36	0.43
7:bE:245:VAL:O	7:bE:249:ALA:N	2.51	0.43
36:bE:604:CLA:HED3	36:bE:605:CLA:H3A	2.00	0.43
9:dE:341:PHE:HA	9:dE:342:PRO:HD3	1.87	0.43
15:kE:15:SER:C	15:kE:17:PHE:N	2.76	0.43
22:tE:1:MET:SD	22:tE:1:MET:N	2.76	0.43
3:dF:35:ARG:NH1	3:dF:148:GLU:OE1	2.45	0.43
4:nF:144:ASP:N	4:nF:144:ASP:OD1	2.51	0.43
4:1G:72:MET:HE2	4:1G:72:MET:HB3	1.94	0.43
31:fH:27:ALA:HB1	31:fH:31:PHE:HE2	1.84	0.43
33:gH:201:CYC:CBD	33:gH:201:CYC:CHA	2.86	0.43
31:lH:84:CYS:O	33:lH:201:CYC:HBC1	2.19	0.43
31:bI:2:LYS:HZ1	31:hI:15:GLN:CB	2.32	0.43

Continued on next page...

Continued from previous page...

Atom-1	Atom-2	Interatomic distance (Å)	Clash overlap (Å)
31:bI:84:CYS:O	33:bI:201:CYC:HBC1	2.19	0.43
31:hI:84:CYS:O	33:hI:201:CYC:HBC1	2.19	0.43
33:jI:202:CYC:HBC2	33:jI:202:CYC:HMC1	2.01	0.43
32:mI:59:LEU:CD1	32:mI:130:GLY:CA	2.90	0.43
33:eJ:202:CYC:HBC2	33:eJ:202:CYC:HMC1	2.00	0.43
32:iJ:69:PRO:O	32:iJ:69:PRO:CD	2.66	0.43
33:jJ:202:CYC:HBC2	33:jJ:202:CYC:HMC1	2.01	0.43
3:fK:16:ARG:O	29:gK:95:TYR:OH	2.36	0.43
3:9K:51:ILE:HG23	3:9K:82:LEU:HD12	2.01	0.43
4:5L:118:SER:O	5:8L:49:LYS:NZ	2.52	0.43
5:8L:36:TRP:O	5:8L:40:GLN:N	2.51	0.43
1:BA:203:VAL:HG23	3:qB:77:MET:SD	2.59	0.42
2:BB:82:LEU:O	2:BB:85:LEU:HB3	2.19	0.42
2:BB:332:ARG:NH2	2:BB:393:ASP:OD1	2.47	0.42
4:RB:34:GLY:HA2	4:RB:37:ARG:HD2	2.00	0.42
5:UB:9:CYS:O	5:UB:49:LYS:N	2.49	0.42
5:UB:32:PRO:HG2	5:UB:35:ASN:HB2	2.00	0.42
1:BC:37:MET:HE1	32:kC:111:ASN:HB2	2.00	0.42
7:BD:361:ASN:N	7:BD:361:ASN:OD1	2.51	0.42
36:BD:604:CLA:H101	36:BD:614:CLA:H42	2.01	0.42
36:CD:513:CLA:H93	43:CD:519:BCR:H272	2.00	0.42
38:DD:414:SQD:H4	11:FD:13:PRO:HG2	2.01	0.42
21:SD:25:UNK:CB	7:bD:232:GLY:H	2.32	0.42
6:AE:64:ARG:NH2	18:OE:136:VAL:HG23	2.33	0.42
6:AE:174:LEU:HB2	45:DE:403:PHO:H171	2.00	0.42
36:BE:607:CLA:HBC3	43:BE:616:BCR:HC8	2.01	0.42
8:CE:305:LEU:CD1	8:CE:315:ILE:HG13	2.49	0.42
16:LE:31:ILE:HG22	22:TE:9:VAL:HG13	2.01	0.42
18:OE:200:VAL:HG11	18:OE:207:ASP:HB2	2.01	0.42
26:YE:66:ILE:O	26:YE:70:LEU:N	2.42	0.42
4:MF:84:ASP:OD2	4:MF:116:TYR:OH	2.35	0.42
3:XF:83:ARG:CD	3:XF:83:ARG:C	2.84	0.42
4:YF:77:ARG:NH1	4:YF:77:ARG:CG	2.72	0.42
3:NG:65:VAL:CB	33:NG:201:CYC:OC	2.58	0.42
3:NG:71:ASN:OD1	3:NG:71:ASN:N	2.49	0.42
4:SG:122:PRO:O	4:SG:126:THR:OG1	2.31	0.42
1:BJ:21:TYR:O	31:fJ:113:ALA:C	2.61	0.42
4:IK:106:GLU:HG2	5:NK:57:THR:HB	2.00	0.42
4:YK:60:LEU:HD13	4:YK:72:MET:HE2	2.00	0.42
3:IL:71:ASN:HD22	3:IL:121:THR:HG22	1.83	0.42
3:KL:86:ASP:OD1	4:LL:18:TYR:OH	2.37	0.42

Continued on next page...

Continued from previous page...

Atom-1	Atom-2	Interatomic distance (Å)	Clash overlap (Å)
4:OL:121:VAL:CG1	33:OL:201:CYC:C1C	2.97	0.42
29:QL:155:GLN:C	29:QL:157:PHE:H	2.27	0.42
6:A1:210:LEU:O	6:A1:214:MET:N	2.52	0.42
36:B1:604:CLA:H101	36:B1:614:CLA:H42	2.01	0.42
8:C1:196:ILE:C	8:C1:198:GLY:H	2.24	0.42
8:C1:257:ALA:HA	8:C1:260:SER:HB3	2.01	0.42
9:D1:107:LEU:O	9:D1:107:LEU:CG	2.67	0.42
13:I1:26:ASN:HD22	13:I1:26:ASN:HA	1.49	0.42
16:L1:16:ARG:HE	38:L1:102:SQD:H241	1.84	0.42
7:b1:232:GLY:H	21:S1:25:UNK:CB	2.32	0.42
7:b1:294:GLN:CD	7:b1:294:GLN:C	2.86	0.42
8:c1:26:ASN:O	8:c1:29:LEU:N	2.44	0.42
8:c1:256:GLU:HA	8:c1:259:LEU:HD22	1.06	0.42
8:c1:259:LEU:HD13	36:c1:510:CLA:CHD	2.48	0.42
9:d1:21:TRP:HD1	9:d1:22:LEU:HG	1.84	0.42
9:d1:103:ARG:CG	9:d1:103:ARG:HH11	2.32	0.42
43:h1:105:BCR:H11C	43:h1:105:BCR:H341	1.73	0.42
32:c2:154:SER:OG	32:c2:155:ALA:N	2.50	0.42
31:f2:84:CYS:O	33:f2:201:CYC:HBC1	2.19	0.42
31:j2:84:CYS:O	33:j2:201:CYC:HBC1	2.19	0.42
32:m2:3:ASP:N	32:m2:6:THR:OG1	2.38	0.42
33:c3:202:CYC:HBD1	33:c3:202:CYC:CHA	2.28	0.42
31:f3:112:ILE:CG2	1:B3:23:VAL:CG2	2.97	0.42
32:k3:64:PRO:CD	32:k3:65:GLN:N	2.82	0.42
3:V4:2:SER:OG	3:V4:98:ALA:O	2.37	0.42
2:B4:526:LEU:O	5:8G:23:GLN:NE2	2.48	0.42
2:B4:784:LEU:HD12	2:B4:784:LEU:HA	1.91	0.42
2:B4:879:PRO:HB2	2:B4:882:ASN:HB2	2.00	0.42
2:C4:148:ARG:CZ	8:cE:13:ARG:NH1	2.71	0.42
1:B5:239:ALA:HB3	4:1L:63:SER:HA	1.53	0.42
33:c5:202:CYC:HBC2	33:c5:202:CYC:HMC1	2.01	0.42
32:e6:69:PRO:O	32:e6:69:PRO:CD	2.66	0.42
32:e6:113:LEU:C	32:e6:116:THR:HG1	2.26	0.42
31:f6:26:VAL:HG22	31:j6:26:VAL:HG22	2.01	0.42
1:B6:240:LEU:N	1:B6:240:LEU:CD1	2.73	0.42
32:m7:44:ILE:HD11	32:m7:160:ILE:HD13	2.00	0.42
1:B7:48:TRP:CH2	1:B7:52:ARG:HD2	2.54	0.42
1:B7:198:ILE:C	1:B7:199:TRP:O	2.62	0.42
31:f8:26:VAL:HG22	31:j8:26:VAL:HG22	2.01	0.42
32:i8:64:PRO:CD	32:i8:65:GLN:N	2.82	0.42
32:k8:69:PRO:O	32:k8:69:PRO:CD	2.66	0.42

Continued on next page...

Continued from previous page...

Atom-1	Atom-2	Interatomic distance (Å)	Clash overlap (Å)
33:g9:201:CYC:NC	33:g9:201:CYC:HMD3	2.33	0.42
33:g9:201:CYC:HMC1	33:g9:201:CYC:HBC2	2.01	0.42
1:B9:200:GLN:HE21	1:B9:200:GLN:HB2	1.56	0.42
32:eA:69:PRO:O	32:eA:69:PRO:CD	2.66	0.42
4:aB:52:VAL:HA	4:aB:55:ALA:CB	2.48	0.42
32:cC:69:PRO:O	32:cC:69:PRO:CD	2.66	0.42
31:fC:26:VAL:HG22	31:jC:26:VAL:HG22	2.01	0.42
31:hC:84:CYS:SG	33:hC:201:CYC:HBC1	2.58	0.42
39:aD:409:LMG:H121	43:iD:102:BCR:H23C	2.00	0.42
7:bD:361:ASN:N	7:bD:361:ASN:OD1	2.51	0.42
36:bD:610:CLA:H51	36:bD:610:CLA:H8	1.76	0.42
18:oD:58:ILE:HD12	18:oD:166:THR:HG22	2.01	0.42
18:oD:72:CYS:HB3	18:oD:73:LEU:HG	2.01	0.42
6:aE:32:TRP:CE2	13:iE:22:GLY:HA3	2.53	0.42
6:aE:64:ARG:HH22	18:oE:104:TYR:HE2	1.67	0.42
6:aE:222:SER:O	6:aE:222:SER:OG	2.30	0.42
7:bE:304:LYS:HE2	7:bE:304:LYS:HB3	1.83	0.42
36:cE:506:CLA:HAA1	44:cE:517:DGD:HD61	2.01	0.42
12:hE:35:MET:HB2	12:hE:35:MET:HE2	1.74	0.42
18:oE:167:SER:OG	18:oE:167:SER:O	2.31	0.42
43:zE:101:BCR:H15C	43:zE:101:BCR:H351	1.81	0.42
29:gF:55:ALA:HB1	29:gF:134:LEU:CD2	2.44	0.42
4:5G:71:ASN:HD21	4:5G:121:VAL:HG22	1.84	0.42
33:cH:202:CYC:HBC2	33:cH:202:CYC:HMC1	2.01	0.42
31:hH:84:CYS:O	33:hH:201:CYC:HBC1	2.19	0.42
31:jH:84:CYS:O	33:jH:201:CYC:HBC1	2.19	0.42
33:eI:202:CYC:CBD	33:eI:202:CYC:CHA	2.86	0.42
33:jI:202:CYC:HMD2	32:kI:151:GLY:N	2.33	0.42
32:kI:64:PRO:CD	32:kI:65:GLN:N	2.82	0.42
31:fJ:84:CYS:O	33:fJ:201:CYC:HBC1	2.19	0.42
33:gJ:201:CYC:NC	33:gJ:201:CYC:HMD3	2.33	0.42
33:jJ:202:CYC:HMD2	32:kJ:151:GLY:N	2.33	0.42
32:kJ:64:PRO:CD	32:kJ:65:GLN:N	2.82	0.42
3:dK:112:VAL:HG11	3:dK:160:MET:HG2	2.00	0.42
4:eK:74:THR:OG1	3:fK:107:ILE:O	2.34	0.42
4:eK:80:ALA:O	4:eK:84:ASP:N	2.51	0.42
4:nK:144:ASP:N	4:nK:144:ASP:OD1	2.51	0.42
4:5L:71:ASN:HD21	4:5L:121:VAL:HG22	1.84	0.42
3:6L:16:ARG:O	4:7L:94:TYR:OH	2.37	0.42
2:BB:263:GLU:N	29:QL:88:TYR:OH	2.48	0.42
4:PB:2:GLN:HE21	5:UB:65:GLY:HA3	1.82	0.42

Continued on next page...

Continued from previous page...

Atom-1	Atom-2	Interatomic distance (Å)	Clash overlap (Å)
4:TB:64:ASP:O	4:TB:67:ARG:HD2	2.18	0.42
4:TB:157:CYS:HA	4:TB:160:LEU:HB3	2.02	0.42
1:BC:48:TRP:CH2	1:BC:52:ARG:HD2	2.54	0.42
6:AD:156:ALA:HA	6:AD:160:VAL:HB	2.02	0.42
7:BD:80:LEU:HA	7:BD:80:LEU:HD12	1.55	0.42
8:CD:305:LEU:CD1	8:CD:315:ILE:HG13	2.49	0.42
6:AE:156:ALA:HA	6:AE:160:VAL:HB	2.02	0.42
6:AE:205:VAL:O	6:AE:209:ALA:N	2.51	0.42
6:AE:238:ARG:HA	6:AE:238:ARG:HD2	1.78	0.42
3:JF:53:GLU:HA	3:JF:56:ASN:HD21	1.84	0.42
4:YF:77:ARG:HB2	33:YF:201:CYC:CMD	2.49	0.42
4:YF:119:LEU:CD1	33:YF:201:CYC:C1A	2.97	0.42
3:KG:50:ILE:HA	3:KG:136:VAL:HG11	2.01	0.42
1:BI:48:TRP:CH2	1:BI:52:ARG:HD2	2.54	0.42
1:BJ:48:TRP:CH2	1:BJ:52:ARG:HD2	2.54	0.42
4:IK:76:ARG:HB3	3:JK:110:VAL:HG23	2.00	0.42
4:IK:104:LEU:HD11	4:IK:156:ILE:HD11	2.01	0.42
4:YK:47:ASN:HD22	4:YK:140:LEU:HD21	1.83	0.42
4:YK:119:LEU:CD1	33:YK:201:CYC:C1A	2.97	0.42
3:IL:29:PHE:CE1	3:IL:30:VAL:CG2	2.98	0.42
4:ML:58:LYS:HD2	4:ML:58:LYS:HA	1.81	0.42
4:UL:144:ASP:OD1	4:UL:144:ASP:N	2.51	0.42
7:B1:73:GLN:HB3	7:B1:88:PRO:HG3	1.96	0.42
6:a1:106:LEU:HD23	6:a1:111:PRO:HD3	2.00	0.42
7:b1:495:PHE:CE1	7:b1:504:ARG:HG2	2.54	0.42
36:b1:604:CLA:H193	9:d1:158:LEU:HD13	2.00	0.42
36:b1:610:CLA:H51	36:b1:610:CLA:H8	1.76	0.42
36:b1:614:CLA:H143	36:b1:614:CLA:H162	1.95	0.42
9:d1:93:TRP:CD1	9:d1:93:TRP:H	2.35	0.42
13:i1:6:ILE:HD13	13:i1:6:ILE:HA	1.78	0.42
13:i1:7:ILE:O	13:i1:10:ILE:HB	2.18	0.42
17:m1:27:ILE:CD1	17:m1:27:ILE:N	2.73	0.42
31:b2:88:ILE:HG13	33:b2:201:CYC:HBC1	2.02	0.42
31:d2:84:CYS:O	33:d2:201:CYC:HBC1	2.20	0.42
31:h2:84:CYS:O	33:h2:201:CYC:HBC1	2.19	0.42
31:d3:84:CYS:O	33:d3:201:CYC:HBC1	2.20	0.42
1:B3:48:TRP:CH2	1:B3:52:ARG:HD2	2.54	0.42
4:a4:62:TYR:CD1	33:V4:201:CYC:HAA1	2.39	0.42
4:T4:74:THR:HG23	4:T4:77:ARG:HB2	2.00	0.42
4:T4:157:CYS:HA	4:T4:160:LEU:HB3	2.02	0.42
3:V4:131:ARG:HE	3:V4:157:ILE:HD13	1.83	0.42

Continued on next page...

Continued from previous page...

Atom-1	Atom-2	Interatomic distance (Å)	Clash overlap (Å)
3:X4:69:GLY:HA3	3:o4:63:PRO:HD2	2.01	0.42
4:v4:91:TYR:OH	4:v4:107:ARG:NH1	2.52	0.42
4:x4:154:ASP:CA	2:C4:721:LEU:HD11	2.48	0.42
3:y4:2:SER:OG	3:y4:3:ILE:N	2.52	0.42
33:z4:201:CYC:HAA1	33:z4:201:CYC:HHA	1.80	0.42
2:C4:13:ARG:HH11	2:C4:13:ARG:HG3	1.84	0.42
32:c5:64:PRO:CD	32:c5:65:GLN:N	2.82	0.42
31:b6:32:ARG:CB	31:h6:32:ARG:CZ	2.96	0.42
32:c6:154:SER:O	32:c6:157:ALA:CB	2.65	0.42
31:h6:84:CYS:O	33:h6:201:CYC:HBC1	2.19	0.42
1:B7:201:THR:O	1:B7:202:SER:HB3	2.19	0.42
1:B7:230:ARG:CZ	32:c9:11:GLN:N	2.81	0.42
31:l8:106:PRO:CD	31:l8:107:MET:H	2.08	0.42
32:gA:64:PRO:CD	32:gA:65:GLN:N	2.82	0.42
4:aB:30:TYR:HE1	4:aB:99:GLY:HA3	1.85	0.42
4:aB:86:ASP:O	4:aB:90:ARG:N	2.48	0.42
6:aD:222:SER:O	6:aD:222:SER:OG	2.30	0.42
36:bD:604:CLA:HED3	36:bD:605:CLA:H3A	2.01	0.42
36:bD:609:CLA:H171	42:dD:409:LHG:H181	2.00	0.42
10:eD:73:LYS:HE3	10:eD:73:LYS:HB3	1.78	0.42
43:kD:102:BCR:H15C	43:kD:102:BCR:H351	1.81	0.42
6:aE:108:ASN:HD22	18:oE:101:ARG:HG2	1.85	0.42
6:aE:173:PRO:O	6:aE:179:THR:OG1	2.35	0.42
36:aE:406:CLA:CAB	13:iE:15:PHE:HD2	2.32	0.42
7:bE:498:VAL:HG12	9:dE:135:LEU:HD13	2.02	0.42
36:bE:615:CLA:HBA1	36:bE:615:CLA:H3A	1.80	0.42
43:dE:407:BCR:H14C	11:fE:32:PHE:CD2	2.54	0.42
24:vE:117:HIS:ND1	24:vE:118:PRO:O	2.46	0.42
4:eF:74:THR:OG1	3:fF:107:ILE:O	2.34	0.42
33:3F:101:CYC:HBC3	4:lF:126:THR:HA	2.00	0.42
4:lF:24:ILE:HA	4:lF:27:LEU:HD23	2.01	0.42
31:fH:26:VAL:HG22	31:jH:26:VAL:HG22	2.01	0.42
31:bI:24:ILE:CB	33:cI:202:CYC:HBB1	2.43	0.42
32:eI:59:LEU:CD2	32:eI:130:GLY:HA2	2.45	0.42
32:gI:64:PRO:CD	32:gI:65:GLN:N	2.82	0.42
31:hI:84:CYS:HB2	33:hI:201:CYC:CAC	2.35	0.42
32:iI:3:ASP:N	32:iI:6:THR:OG1	2.38	0.42
32:iI:69:PRO:O	32:iI:69:PRO:CD	2.66	0.42
31:lI:84:CYS:O	33:lI:201:CYC:HBC1	2.19	0.42
32:cJ:154:SER:OG	32:cJ:155:ALA:N	2.50	0.42
31:jJ:24:ILE:HD11	32:kJ:42:ASN:CG	2.43	0.42

Continued on next page...

Continued from previous page...

Atom-1	Atom-2	Interatomic distance (Å)	Clash overlap (Å)
4:jK:36:LEU:HD11	4:jK:145:ALA:HB2	2.00	0.42
3:6L:83:ARG:NH2	33:6L:201:CYC:O2A	2.37	0.42
2:CB:573:TYR:OH	4:cK:83:ARG:NH1	2.53	0.42
2:CB:774:LYS:O	2:CB:776:GLU:HG2	2.19	0.42
2:CB:879:PRO:HB2	2:CB:882:ASN:HB2	2.00	0.42
4:PB:57:ALA:HA	4:PB:61:LEU:HB3	2.01	0.42
4:TB:74:THR:HG23	4:TB:77:ARG:HB2	2.00	0.42
4:YB:60:LEU:HD11	4:YB:125:ALA:HB1	2.01	0.42
1:BC:240:LEU:CD2	4:P4:67:ARG:HH22	1.97	0.42
6:AD:205:VAL:O	6:AD:209:ALA:N	2.51	0.42
7:BD:246:PHE:CE2	36:BD:608:CLA:HBC2	2.55	0.42
8:CD:393:SER:HB3	8:CD:405:ASN:HB2	2.00	0.42
16:LD:16:ARG:HE	38:LD:102:SQD:H241	1.84	0.42
6:AE:24:THR:O	9:DE:251:ARG:NH2	2.49	0.42
8:CE:10:LEU:C	8:CE:10:LEU:CD2	2.86	0.42
8:CE:257:ALA:HA	8:CE:260:SER:HB3	2.01	0.42
8:CE:277:VAL:HG21	8:CE:413:LEU:HD22	2.00	0.42
8:CE:390:SER:OG	8:CE:394:VAL:CA	2.68	0.42
9:DE:88:SER:CB	10:EE:69:ARG:HH22	2.20	0.42
9:DE:102:THR:CB	40:DE:413:LMT:H6E	2.48	0.42
9:DE:103:ARG:NH2	9:DE:103:ARG:HB2	2.33	0.42
9:DE:111:TRP:O	9:DE:113:PHE:N	2.52	0.42
12:HE:18:TYR:HE2	2:B4:117:VAL:HG21	1.82	0.42
17:ME:36:GLU:CD	17:mE:35:LYS:HZ2	2.27	0.42
18:OE:82:GLU:HB2	18:OE:259:LYS:HB2	2.01	0.42
3:JF:122:PRO:HG2	33:JF:201:CYC:HMC2	2.01	0.42
3:IG:83:ARG:C	3:IG:87:TYR:CE2	2.93	0.42
3:NG:16:ARG:O	4:OG:94:TYR:OH	2.37	0.42
1:BH:48:TRP:CH2	1:BH:52:ARG:HD2	2.54	0.42
1:BH:211:LYS:CD	1:BH:211:LYS:H	2.31	0.42
1:BI:239:ALA:HB1	1:BI:240:LEU:CD1	2.48	0.42
1:BJ:211:LYS:H	1:BJ:211:LYS:CD	2.31	0.42
28:EK:110:LYS:HB3	28:EK:110:LYS:HE3	1.47	0.42
3:ZK:64:ASP:O	3:ZK:67:SER:OG	2.35	0.42
6:A1:167:SER:HB2	8:C1:344:ARG:HB3	2.01	0.42
6:A1:192:VAL:HG13	6:A1:293:PHE:HE2	1.83	0.42
7:B1:73:GLN:HB2	7:B1:88:PRO:HB2	1.99	0.42
8:C1:402:GLN:N	8:C1:402:GLN:OE1	2.51	0.42
36:C1:513:CLA:H93	43:C1:519:BCR:H272	2.00	0.42
9:D1:111:TRP:O	9:D1:113:PHE:N	2.52	0.42
22:T1:6:TYR:O	22:T1:10:LEU:N	2.42	0.42

Continued on next page...

Continued from previous page...

Atom-1	Atom-2	Interatomic distance (Å)	Clash overlap (Å)
39:a1:410:LMG:H121	43:i1:101:BCR:H23C	2.00	0.42
36:b1:609:CLA:H171	42:d1:409:LHG:H181	2.00	0.42
43:b1:618:BCR:H20C	43:b1:618:BCR:H361	1.90	0.42
10:e1:7:GLU:C	11:f1:12:TYR:CD1	2.97	0.42
12:h1:39:PHE:HE2	36:x1:101:CLA:H52	1.84	0.42
15:k1:23:ILE:HD12	26:y1:72:LEU:CB	2.46	0.42
15:k1:39:GLN:HB3	15:k1:44:PHE:CD2	2.54	0.42
32:i2:69:PRO:O	32:i2:69:PRO:CD	2.66	0.42
33:j2:202:CYC:HBC2	33:j2:202:CYC:HMC1	2.01	0.42
32:m2:44:ILE:HD11	32:m2:160:ILE:HD13	2.00	0.42
31:f3:113:ALA:HB1	1:B3:22:GLU:CA	2.40	0.42
1:B3:231:PRO:O	3:X4:52:LYS:HD2	2.19	0.42
4:T4:76:ARG:NE	3:O4:106:GLU:O	2.44	0.42
5:U4:29:LYS:HG3	5:U4:31:VAL:HG13	2.01	0.42
3:V4:41:GLU:O	3:V4:44:THR:OG1	2.37	0.42
4:W4:63:SER:OG	4:W4:64:ASP:N	2.52	0.42
3:X4:131:ARG:HD3	3:X4:157:ILE:HG21	2.00	0.42
3:s4:115:MET:HE3	3:s4:115:MET:HB3	1.76	0.42
4:t4:55:ALA:O	4:t4:59:SER:OG	2.34	0.42
3:w4:161:SER:O	3:w4:161:SER:OG	2.32	0.42
4:x4:134:LYS:NZ	2:C4:715:ASP:OD1	2.49	0.42
2:C4:303:ARG:HH21	2:C4:309:TYR:HE2	1.68	0.42
1:B6:206:PHE:C	1:B6:207:VAL:HG12	2.44	0.42
31:h7:84:CYS:O	33:h7:201:CYC:HBC1	2.19	0.42
32:i7:69:PRO:O	32:i7:69:PRO:CD	2.66	0.42
1:B7:194:PHE:HB3	1:B7:195:PRO:CD	2.49	0.42
1:B8:217:ASP:N	1:B8:218:PRO:CD	2.83	0.42
1:B8:220:ASN:OD1	1:B8:220:ASN:N	2.52	0.42
31:f8:27:ALA:HB1	31:f8:31:PHE:HE2	1.84	0.42
33:j8:202:CYC:HMD2	32:k8:151:GLY:N	2.33	0.42
31:h9:84:CYS:HB2	33:h9:201:CYC:CAC	2.35	0.42
1:B9:48:TRP:CH2	1:B9:52:ARG:HD2	2.54	0.42
31:bA:84:CYS:O	33:bA:201:CYC:HBC1	2.19	0.42
31:dA:84:CYS:O	33:dA:201:CYC:HBC1	2.20	0.42
32:eA:145:PRO:O	32:eA:145:PRO:CD	2.67	0.42
32:gA:59:LEU:CD2	32:gA:130:GLY:HA2	2.45	0.42
32:gA:69:PRO:O	32:gA:69:PRO:CD	2.66	0.42
31:hA:84:CYS:HB2	33:hA:201:CYC:CAC	2.35	0.42
4:aB:21:ALA:HA	4:aB:24:ILE:HB	2.00	0.42
3:uB:133:MET:HE2	3:uB:133:MET:HB2	1.79	0.42
3:oB:73:TYR:H	3:oB:77:MET:HB3	1.83	0.42

Continued on next page...

Continued from previous page...

Atom-1	Atom-2	Interatomic distance (Å)	Clash overlap (Å)
3:qB:46:ALA:HB1	3:qB:49:ARG:HB3	2.00	0.42
3:qB:116:TYR:HE1	33:qB:201:CYC:HHB	1.83	0.42
33:eC:202:CYC:HBC2	33:eC:202:CYC:HMC1	2.01	0.42
32:gC:64:PRO:CD	32:gC:65:GLN:N	2.82	0.42
6:aD:64:ARG:HH22	18:oD:104:TYR:HE2	1.67	0.42
6:aD:108:ASN:HD22	18:oD:101:ARG:HG2	1.85	0.42
7:bD:170:ASP:N	7:bD:170:ASP:OD1	2.52	0.42
9:dD:21:TRP:HD1	9:dD:22:LEU:HG	1.84	0.42
10:eD:55:TYR:O	10:eD:60:ARG:NH2	2.50	0.42
44:hD:104:DGD:HB32	44:hD:104:DGD:HB62	1.88	0.42
13:iD:7:ILE:O	13:iD:10:ILE:HB	2.18	0.42
23:uD:57:ASN:HB3	23:uD:120:GLN:HG3	2.01	0.42
25:xD:12:LEU:HD12	36:xD:101:CLA:H111	2.01	0.42
39:aE:409:LMG:H121	43:iE:102:BCR:H23C	2.00	0.42
7:bE:474:ILE:O	9:dE:134:ARG:NH2	2.52	0.42
36:bE:609:CLA:H171	42:dE:409:LHG:H181	2.00	0.42
8:cE:257:ALA:HA	8:cE:261:TYR:CB	2.49	0.42
9:dE:204:ILE:HG13	36:dE:406:CLA:H3A	2.02	0.42
23:uE:57:ASN:HB3	23:uE:120:GLN:HG3	2.02	0.42
27:zE:24:PRO:O	27:zE:28:ALA:HB3	2.17	0.42
3:dF:22:GLU:HG2	3:dF:25:ARG:HE	1.84	0.42
31:bH:32:ARG:CB	31:hH:32:ARG:CZ	2.96	0.42
32:eJ:64:PRO:CD	32:eJ:65:GLN:N	2.82	0.42
31:fJ:27:ALA:HB1	31:fJ:31:PHE:HE2	1.84	0.42
33:gJ:201:CYC:CBD	33:gJ:201:CYC:CHA	2.86	0.42
3:iK:18:LEU:HD13	3:iK:23:LEU:HD21	2.01	0.42
3:9K:91:LEU:HD11	33:9K:201:CYC:HBB1	2.01	0.42
4:7L:68:PRO:HA	4:7L:73:TYR:CZ	2.54	0.42
5:8L:63:ASN:OD1	5:8L:63:ASN:N	2.47	0.42
2:BB:275:ARG:HG2	2:BB:414:THR:HG21	2.00	0.42
2:BB:293:VAL:HG21	2:BB:317:GLU:HG2	2.01	0.42
2:CB:293:VAL:HG21	2:CB:317:GLU:HG2	2.01	0.42
2:CB:303:ARG:HH21	2:CB:309:TYR:HE2	1.68	0.42
4:WB:44:ILE:HD12	4:WB:44:ILE:HA	1.94	0.42
4:WB:63:SER:OG	4:WB:64:ASP:N	2.52	0.42
1:BC:21:TYR:CD2	31:fC:117:GLU:OE1	2.71	0.42
7:BD:247:PHE:HB2	36:BD:608:CLA:HBC1	2.01	0.42
24:VD:151:ARG:NH1	24:VD:154:GLN:CG	2.74	0.42
27:ZD:9:LEU:HD12	27:ZD:9:LEU:HA	1.92	0.42
6:AE:44:ALA:HA	6:AE:115:ILE:HG22	2.00	0.42
7:BE:247:PHE:HB2	36:BE:608:CLA:HBC1	2.02	0.42

Continued on next page...

Continued from previous page...

Atom-1	Atom-2	Interatomic distance (Å)	Clash overlap (Å)
43:BE:617:BCR:H11C	43:BE:617:BCR:H341	1.86	0.42
9:DE:189:HIS:HA	9:DE:294:ARG:HD3	2.00	0.42
12:HE:18:TYR:HE2	2:B4:117:VAL:CG2	2.33	0.42
12:HE:21:VAL:H	2:B4:124:PHE:CB	2.33	0.42
18:OE:58:ILE:HD12	18:OE:166:THR:HG22	2.01	0.42
18:OE:142:GLU:OE1	7:bE:76:GLY:HA2	2.16	0.42
18:OE:146:PHE:HB2	18:OE:249:GLU:HB3	2.01	0.42
4:IF:62:TYR:CD1	4:IF:62:TYR:N	2.86	0.42
3:XF:83:ARG:CA	1:BH:211:LYS:CE	2.94	0.42
3:GG:5:THR:OG1	4:HG:1:MET:O	2.37	0.42
3:GG:143:GLY:HA3	3:Z4:147:ALA:HB2	2.02	0.42
3:IG:112:VAL:HG11	3:IG:116:TYR:CE2	2.34	0.42
4:MG:36:LEU:CD1	4:MG:148:GLU:OE1	2.67	0.42
4:SG:123:ILE:HG23	4:SG:160:LEU:HD12	2.02	0.42
1:BH:209:GLN:O	1:BH:209:GLN:CG	2.68	0.42
3:JK:53:GLU:HA	3:JK:56:ASN:HD21	1.84	0.42
3:JK:80:THR:CB	33:JK:201:CYC:CAD	2.95	0.42
3:JK:122:PRO:HG2	33:JK:201:CYC:HMC2	2.02	0.42
3:XK:83:ARG:C	3:XK:85:LEU:H	2.26	0.42
4:UL:30:TYR:OH	4:UL:97:LEU:O	2.37	0.42
7:B1:246:PHE:CE2	36:B1:608:CLA:HBC2	2.55	0.42
7:B1:247:PHE:HB2	36:B1:608:CLA:HBC1	2.01	0.42
36:C1:511:CLA:H3A	36:C1:511:CLA:HBA1	1.71	0.42
9:D1:102:THR:CB	40:D1:412:LMT:H6E	2.48	0.42
45:a1:413:PHO:C8	45:a1:413:PHO:C6	2.97	0.42
36:b1:604:CLA:HED3	36:b1:605:CLA:H3A	2.01	0.42
36:b1:613:CLA:H143	36:b1:613:CLA:H111	1.92	0.42
8:c1:134:PHE:CD2	36:c1:513:CLA:HBC2	2.50	0.42
9:d1:66:SER:OG	9:d1:69:GLU:OE2	2.37	0.42
19:q1:115:MET:HE2	19:q1:115:MET:HB2	1.84	0.42
25:x1:12:LEU:HD12	36:x1:101:CLA:H111	2.01	0.42
32:k2:84:ARG:NH2	31:l2:117:GLU:OE1	2.40	0.42
31:l2:84:CYS:O	33:l2:201:CYC:HBC1	2.19	0.42
33:c3:202:CYC:HBC2	33:c3:202:CYC:HMC1	2.01	0.42
31:f3:7:GLU:HG3	1:B3:26:ASP:CG	2.38	0.42
4:T4:71:ASN:HD21	4:T4:122:PRO:HD2	1.83	0.42
3:u4:62:ARG:NH1	3:Q4:69:GLY:O	2.43	0.42
4:z4:56:VAL:HG12	4:z4:61:LEU:HD22	2.00	0.42
2:C4:160:MET:CG	2:C4:163:SER:OG	2.67	0.42
3:Q4:51:ILE:HD12	3:Q4:82:LEU:HD12	2.02	0.42
3:Q4:64:ASP:O	3:Q4:67:SER:OG	2.37	0.42

Continued on next page...

Continued from previous page...

Atom-1	Atom-2	Interatomic distance (Å)	Clash overlap (Å)
1:B5:220:ASN:OD1	1:B5:220:ASN:N	2.52	0.42
32:c6:64:PRO:CD	32:c6:65:GLN:N	2.82	0.42
32:e6:64:PRO:CD	32:e6:65:GLN:N	2.82	0.42
33:g6:202:CYC:CGD	1:B6:183:ARG:HH21	2.20	0.42
33:j6:202:CYC:HBC2	33:j6:202:CYC:HMC1	2.01	0.42
32:m6:59:LEU:CD1	32:m6:130:GLY:CA	2.90	0.42
32:c7:64:PRO:CD	32:c7:65:GLN:N	2.82	0.42
31:f7:112:ILE:HG22	1:B7:23:VAL:HG22	2.02	0.42
1:B8:48:TRP:CH2	1:B8:52:ARG:HD2	2.54	0.42
31:b8:32:ARG:CB	31:h8:32:ARG:CZ	2.96	0.42
32:c8:154:SER:O	32:c8:157:ALA:CB	2.65	0.42
32:c8:154:SER:OG	32:c8:155:ALA:N	2.50	0.42
32:e8:64:PRO:CD	32:e8:65:GLN:N	2.82	0.42
32:c9:64:PRO:CD	32:c9:65:GLN:N	2.82	0.42
32:e9:64:PRO:CD	32:e9:65:GLN:N	2.82	0.42
32:g9:69:PRO:O	32:g9:69:PRO:CD	2.66	0.42
31:h9:64:PRO:CD	31:h9:65:TYR:H	2.19	0.42
32:cA:64:PRO:CD	32:cA:65:GLN:N	2.82	0.42
3:uB:135:SER:O	3:uB:138:THR:OG1	2.37	0.42
3:oB:79:ALA:O	3:oB:83:ARG:N	2.52	0.42
31:bC:2:LYS:HG2	31:bC:7:GLU:OE2	2.20	0.42
6:aD:106:LEU:HD23	6:aD:111:PRO:HD3	2.00	0.42
7:bD:498:VAL:HG12	9:dD:135:LEU:HD13	2.02	0.42
9:dD:80:THR:HG22	9:dD:111:TRP:HE1	1.76	0.42
12:hD:39:PHE:HE2	36:xD:101:CLA:H52	1.84	0.42
18:oD:146:PHE:HB2	18:oD:249:GLU:HB3	2.01	0.42
23:uD:42:ASP:OD1	23:uD:42:ASP:N	2.51	0.42
6:aE:139:MET:HE3	6:aE:139:MET:HB2	1.86	0.42
8:cE:141:LYS:HG2	8:cE:253:TRP:HD1	1.80	0.42
36:cE:510:CLA:H3A	36:cE:510:CLA:HBA1	1.64	0.42
36:dE:405:CLA:H202	36:dE:405:CLA:H162	1.90	0.42
12:hE:39:PHE:HE2	36:xE:101:CLA:H52	1.84	0.42
25:xE:12:LEU:HD12	36:xE:101:CLA:H111	2.01	0.42
3:bF:84:ASP:OD2	3:bF:116:TYR:OH	2.35	0.42
4:nF:62:TYR:O	4:nF:67:ARG:NH1	2.53	0.42
3:4G:39:ILE:O	3:4G:42:THR:OG1	2.36	0.42
32:cH:69:PRO:O	32:cH:69:PRO:CD	2.66	0.42
32:kH:59:LEU:CD2	32:kH:130:GLY:HA2	2.44	0.42
32:kH:69:PRO:O	32:kH:69:PRO:CD	2.66	0.42
32:eI:64:PRO:CD	32:eI:65:GLN:N	2.82	0.42
32:eI:113:LEU:C	32:eI:116:THR:HG1	2.25	0.42

Continued on next page...

Continued from previous page...

Atom-1	Atom-2	Interatomic distance (Å)	Clash overlap (Å)
31:fI:84:CYS:O	33:fI:201:CYC:HBC1	2.19	0.42
32:iI:64:PRO:CD	32:iI:65:GLN:N	2.82	0.42
32:cJ:154:SER:O	32:cJ:157:ALA:CB	2.65	0.42
31:dJ:84:CYS:O	33:dJ:201:CYC:HBC1	2.20	0.42
32:kJ:82:CYS:HG	33:kJ:201:CYC:CAC	2.30	0.42
4:aK:96:MET:HE3	4:aK:96:MET:HB3	1.77	0.42
4:hK:37:ARG:HA	4:hK:96:MET:HE3	2.01	0.42
3:kK:128:GLU:OE1	3:kK:131:ARG:NH1	2.44	0.42
1:BA:38:PRO:HG2	1:BA:43:TRP:CE2	2.55	0.42
2:BB:879:PRO:HB2	2:BB:882:ASN:HB2	2.01	0.42
2:CB:69:SER:HB2	2:CB:82:LEU:HD22	2.00	0.42
3:VB:2:SER:OG	3:VB:100:ASP:OD1	2.33	0.42
3:XB:116:TYR:HD2	3:XB:123:ILE:HG12	1.83	0.42
6:AD:192:VAL:HG13	6:AD:293:PHE:HE2	1.84	0.42
6:AD:341:LEU:O	8:CD:300:GLN:NE2	2.47	0.42
7:BD:73:GLN:HB3	7:BD:88:PRO:HG3	1.96	0.42
8:CD:298:GLN:NE2	8:CD:345:PHE:O	2.53	0.42
9:DD:91:PHE:CG	9:DD:93:TRP:CH2	3.08	0.42
9:DD:103:ARG:NH2	9:DD:103:ARG:HB2	2.33	0.42
9:DD:204:ILE:HG13	36:DD:406:CLA:H3A	2.02	0.42
10:ED:55:TYR:O	10:ED:60:ARG:NH2	2.52	0.42
18:OD:187:PRO:HD2	18:OD:191:GLY:H	1.85	0.42
18:OD:229:SER:HA	18:oE:55:ARG:NH2	2.35	0.42
22:TD:6:TYR:O	22:TD:10:LEU:N	2.42	0.42
7:BE:368:VAL:HB	7:BE:381:ILE:HG12	2.01	0.42
8:CE:133:PHE:O	8:CE:133:PHE:HD1	2.03	0.42
8:CE:320:GLY:N	8:CE:324:LEU:O	2.42	0.42
19:QE:121:LYS:HA	19:QE:121:LYS:HD2	1.75	0.42
4:YF:56:VAL:O	4:YF:61:LEU:N	2.49	0.42
3:IG:3:ILE:HB	3:IG:29:PHE:CD2	2.54	0.42
3:IG:126:VAL:CG2	33:IG:201:CYC:H3C	2.47	0.42
1:BH:23:VAL:H	31:fH:113:ALA:HB2	1.85	0.42
28:EK:140:PHE:CG	3:ZK:83:ARG:HB2	2.55	0.42
28:BL:136:ASN:HB3	29:QL:65:GLU:H	1.83	0.42
3:IL:39:ILE:CD1	3:IL:145:ASP:OD2	2.61	0.42
6:A1:156:ALA:HA	6:A1:160:VAL:HB	2.01	0.42
8:C1:305:LEU:CD1	8:C1:315:ILE:HG13	2.49	0.42
9:D1:21:TRP:HD1	9:D1:22:LEU:HG	1.84	0.42
15:K1:9:LYS:HB2	15:K1:9:LYS:HZ1	1.83	0.42
18:O1:58:ILE:HD12	18:O1:166:THR:HG22	2.01	0.42
7:b1:40:TYR:OH	36:b1:609:CLA:OBD	2.34	0.42

Continued on next page...

Continued from previous page...

Atom-1	Atom-2	Interatomic distance (Å)	Clash overlap (Å)
8:c1:223:GLY:O	8:c1:227:ILE:N	2.49	0.42
18:o1:82:GLU:HB2	18:o1:259:LYS:HB2	2.01	0.42
31:f2:26:VAL:HG22	31:j2:26:VAL:HG22	2.01	0.42
32:i3:59:LEU:CD2	32:i3:130:GLY:HA2	2.45	0.42
4:a4:71:ASN:HD22	4:a4:71:ASN:HA	1.63	0.42
3:S4:30:VAL:HG22	4:T4:31:PHE:HD1	1.84	0.42
5:U4:32:PRO:HG2	5:U4:35:ASN:HB2	2.00	0.42
3:V4:47:ARG:HE	3:V4:47:ARG:HB2	1.72	0.42
3:V4:96:ILE:HD12	3:V4:149:ALA:HB1	2.02	0.42
4:Y4:72:MET:HA	4:Y4:77:ARG:HG3	2.01	0.42
3:s4:32:SER:O	3:s4:32:SER:OG	2.33	0.42
3:u4:71:ASN:OD1	3:u4:71:ASN:N	2.53	0.42
3:o4:16:ARG:HA	3:o4:16:ARG:HD3	1.88	0.42
2:B4:65:GLU:O	2:B4:82:LEU:HD21	2.20	0.42
31:b5:2:LYS:HG2	31:b5:7:GLU:OE2	2.20	0.42
33:m5:201:CYC:HMC1	33:m5:201:CYC:HBC2	2.00	0.42
31:f6:27:ALA:HB1	31:f6:31:PHE:HE2	1.84	0.42
31:f6:84:CYS:O	33:f6:201:CYC:HBC1	2.19	0.42
32:g6:64:PRO:CD	32:g6:65:GLN:N	2.82	0.42
1:B6:38:PRO:HG2	1:B6:43:TRP:CE2	2.55	0.42
31:f7:27:ALA:HB1	31:f7:31:PHE:HE2	1.84	0.42
32:g7:69:PRO:CD	32:g7:69:PRO:O	2.66	0.42
1:B8:199:TRP:HZ2	3:dK:59:PHE:CB	2.32	0.42
31:j8:84:CYS:O	33:j8:201:CYC:HBC1	2.19	0.42
33:j8:202:CYC:HBC2	33:j8:202:CYC:HMC1	2.01	0.42
31:b9:84:CYS:O	33:b9:201:CYC:HBC1	2.19	0.42
33:c9:202:CYC:HBC2	33:c9:202:CYC:HMC1	2.01	0.42
31:f9:84:CYS:O	33:f9:201:CYC:HBC1	2.19	0.42
32:g9:64:PRO:CD	32:g9:65:GLN:N	2.82	0.42
32:m9:59:LEU:CD2	32:m9:130:GLY:HA2	2.45	0.42
33:m9:201:CYC:HMC1	33:m9:201:CYC:HBC2	2.00	0.42
32:mA:64:PRO:CD	32:mA:65:GLN:N	2.82	0.42
7:bD:304:LYS:HE2	7:bD:304:LYS:HB3	1.83	0.42
36:cD:503:CLA:H92	36:cD:503:CLA:H62	1.91	0.42
9:dD:204:ILE:HG13	36:dD:406:CLA:H3A	2.02	0.42
7:bE:495:PHE:HA	7:bE:496:GLN:HA	1.85	0.42
43:bE:618:BCR:H11C	43:bE:618:BCR:H341	1.86	0.42
43:kE:102:BCR:H351	43:kE:102:BCR:H15C	1.81	0.42
27:zE:38:PRO:O	27:zE:41:PHE:N	2.49	0.42
4:eF:91:TYR:OH	4:eF:107:ARG:NH2	2.47	0.42
3:kF:83:ARG:O	3:kF:87:TYR:N	2.50	0.42

Continued on next page...

Continued from previous page...

Atom-1	Atom-2	Interatomic distance (Å)	Clash overlap (Å)
3:9F:51:ILE:HG23	3:9F:82:LEU:HD12	2.01	0.42
32:cH:151:GLY:HA3	33:cH:202:CYC:HMD1	1.87	0.42
31:fH:84:CYS:HA	33:fH:201:CYC:HAC1	1.92	0.42
33:gH:201:CYC:HBC2	33:gH:201:CYC:HMC1	2.01	0.42
32:kH:91:ARG:C	32:kH:95:TYR:HD2	2.27	0.42
32:mH:64:PRO:CD	32:mH:65:GLN:N	2.82	0.42
31:bI:2:LYS:HG2	31:bI:7:GLU:OE2	2.20	0.42
31:dI:84:CYS:O	33:dI:201:CYC:HBC1	2.20	0.42
33:gI:302:CYC:HMC1	33:gI:302:CYC:HBC2	2.01	0.42
31:bJ:88:ILE:HG13	33:bJ:201:CYC:HBC1	2.02	0.42
31:fJ:88:ILE:HG13	33:fJ:201:CYC:HBC1	2.02	0.42
31:jJ:84:CYS:O	33:jJ:201:CYC:HBC1	2.19	0.42
32:mJ:64:PRO:CD	32:mJ:65:GLN:N	2.83	0.42
4:lK:134:LYS:HZ1	4:lK:153:PHE:HB2	1.85	0.42
2:BB:500:ALA:HB3	2:BB:503:ASP:HB2	2.01	0.42
2:CB:2:SER:OG	2:CB:3:VAL:N	2.52	0.42
2:CB:85:LEU:CD1	2:CB:87:ARG:H	2.16	0.42
2:CB:603:ASP:OD1	2:CB:603:ASP:N	2.53	0.42
4:PB:26:LYS:H	4:PB:26:LYS:HG2	1.65	0.42
3:QB:64:ASP:O	3:QB:67:SER:OG	2.37	0.42
4:RB:19:LEU:HD13	4:RB:24:ILE:HD11	2.02	0.42
1:BC:226:LYS:HB3	1:BC:226:LYS:HZ3	1.78	0.42
38:AD:407:SQD:H222	42:DD:410:LHG:H342	2.02	0.42
9:DD:102:THR:CB	40:DD:413:LMT:H6E	2.48	0.42
11:FD:11:THR:OG1	11:FD:12:TYR:N	2.53	0.42
16:LD:31:ILE:HG22	22:TD:9:VAL:HG13	2.01	0.42
6:AE:79:THR:OG1	6:AE:80:ALA:N	2.51	0.42
6:AE:167:SER:HB2	8:CE:344:ARG:HB3	2.01	0.42
6:AE:235:ARG:HA	6:AE:235:ARG:HD3	1.87	0.42
38:AE:407:SQD:H222	42:DE:410:LHG:H342	2.02	0.42
7:BE:53:ASN:OD1	7:BE:53:ASN:N	2.52	0.42
8:CE:298:GLN:NE2	8:CE:345:PHE:O	2.53	0.42
9:DE:65:SER:OG	9:DE:77:ALA:O	2.36	0.42
13:IE:21:PHE:HA	13:IE:24:LEU:HB2	2.01	0.42
13:IE:31:ASN:HA	13:IE:31:ASN:HD22	1.69	0.42
18:OE:187:PRO:HD2	18:OE:191:GLY:H	1.85	0.42
23:UE:57:ASN:HB3	23:UE:120:GLN:HG3	2.02	0.42
4:IF:24:ILE:HA	4:IF:27:LEU:HD12	2.01	0.42
3:JF:52:LYS:HZ1	1:BH:228:VAL:CB	2.14	0.42
4:KF:6:THR:HG21	2:C4:551:PHE:CZ	2.54	0.42
3:LF:68:PRO:HG2	3:S4:66:VAL:CG1	2.48	0.42

Continued on next page...

Continued from previous page...

Atom-1	Atom-2	Interatomic distance (Å)	Clash overlap (Å)
5:NF:50:ILE:HD13	5:NF:50:ILE:HA	1.92	0.42
4:YF:60:LEU:HD13	4:YF:72:MET:HE2	2.00	0.42
28:BG:133:PRO:CG	28:BG:137:MET:HE1	2.48	0.42
28:BG:144:ALA:CA	3:KG:75:GLU:OE2	2.61	0.42
3:IG:63:PRO:HD2	3:IG:64:ASP:N	2.33	0.42
3:IG:105:GLU:OE2	3:IG:155:TYR:CE2	2.73	0.42
4:UG:30:TYR:OH	4:UG:97:LEU:O	2.37	0.42
30:VG:7:VAL:HG13	30:VG:22:GLU:OE1	2.20	0.42
1:BH:38:PRO:HG2	1:BH:43:TRP:CE2	2.55	0.42
1:BJ:23:VAL:H	31:fJ:113:ALA:HB2	1.85	0.42
4:YK:109:LEU:HD11	4:YK:156:ILE:HA	2.00	0.42
33:JL:201:CYC:HHA	33:JL:201:CYC:HAA2	1.84	0.42
3:RL:110:VAL:HB	4:WL:76:ARG:HB3	2.00	0.42
7:B1:304:LYS:HB3	7:B1:304:LYS:HE2	1.83	0.42
36:C1:511:CLA:H91	36:C1:511:CLA:H111	1.89	0.42
6:a1:108:ASN:HD22	18:o1:101:ARG:HG2	1.85	0.42
7:b1:247:PHE:HB2	36:d1:403:CLA:HBC1	2.02	0.42
36:c1:504:CLA:H62	36:c1:504:CLA:H101	1.92	0.42
15:k1:40:ALA:CA	15:k1:44:PHE:CE2	3.01	0.42
23:u1:57:ASN:HB3	23:u1:120:GLN:HG3	2.01	0.42
32:e2:64:PRO:CD	32:e2:65:GLN:N	2.82	0.42
1:B2:48:TRP:CH2	1:B2:52:ARG:HD2	2.54	0.42
32:e3:145:PRO:O	32:e3:145:PRO:CD	2.67	0.42
1:B3:207:VAL:N	1:B3:208:PRO:HD2	2.20	0.42
3:Z4:51:ILE:HG22	3:Z4:82:LEU:HD12	2.01	0.42
4:a4:30:TYR:HE1	4:a4:99:GLY:HA3	1.85	0.42
3:V4:2:SER:N	3:V4:5:THR:OG1	2.44	0.42
4:W4:26:LYS:HE2	4:W4:26:LYS:HB3	1.84	0.42
3:X4:112:VAL:HA	3:X4:115:MET:HB3	2.02	0.42
3:X4:133:MET:HE3	3:X4:133:MET:HB3	1.85	0.42
4:Y4:60:LEU:HD11	4:Y4:125:ALA:HB1	2.01	0.42
3:o4:83:ARG:CD	3:o4:84:ASP:CA	2.90	0.42
2:C4:493:ARG:HE	2:C4:493:ARG:HB3	1.63	0.42
2:C4:507:SER:OG	2:C4:508:ASN:N	2.53	0.42
4:P4:17:LYS:HD2	4:P4:17:LYS:HA	1.86	0.42
32:g5:59:LEU:CD1	32:g5:130:GLY:CA	2.90	0.42
32:i5:64:PRO:CD	32:i5:65:GLN:N	2.82	0.42
33:i5:201:CYC:CBD	33:i5:201:CYC:CHA	2.86	0.42
31:b6:88:ILE:HG13	33:b6:201:CYC:HBC1	2.02	0.42
31:f6:88:ILE:HG13	33:f6:201:CYC:HBC1	2.02	0.42
31:h6:88:ILE:HG13	33:h6:201:CYC:HBC1	2.02	0.42

Continued on next page...

Continued from previous page...

Atom-1	Atom-2	Interatomic distance (Å)	Clash overlap (Å)
1:B6:48:TRP:CH2	1:B6:52:ARG:HD2	2.54	0.42
31:b7:32:ARG:CB	31:h7:32:ARG:CZ	2.96	0.42
31:b7:84:CYS:O	33:b7:201:CYC:HBC1	2.19	0.42
31:d7:84:CYS:O	33:d7:201:CYC:HBC1	2.20	0.42
31:f7:112:ILE:CG2	1:B7:23:VAL:CG2	2.97	0.42
33:g7:202:CYC:CGD	1:B7:183:ARG:HH21	2.15	0.42
1:B7:194:PHE:HB3	1:B7:195:PRO:HD2	2.01	0.42
1:B7:198:ILE:O	1:B7:198:ILE:HG23	2.19	0.42
31:d8:88:ILE:HG13	33:d8:201:CYC:HBC1	2.02	0.42
31:j8:88:ILE:HG13	33:j8:201:CYC:HBC1	2.02	0.42
31:b9:2:LYS:HG2	31:b9:7:GLU:OE2	2.20	0.42
32:c9:111:ASN:OD1	1:B9:187:TYR:HE1	1.99	0.42
32:c9:151:GLY:HA3	33:c9:202:CYC:HMD1	1.87	0.42
33:e9:202:CYC:HBC2	33:e9:202:CYC:HMC1	2.01	0.42
31:h9:84:CYS:O	33:h9:201:CYC:HBC1	2.19	0.42
31:j9:88:ILE:HG13	33:j9:201:CYC:HBC1	2.02	0.42
1:B9:205:ARG:HD2	1:B9:207:VAL:CG1	2.46	0.42
31:bA:2:LYS:HZ2	31:hA:17:ARG:HD2	1.85	0.42
31:jA:88:ILE:HG13	33:jA:201:CYC:HBC1	2.02	0.42
4:aB:107:ARG:HG2	5:bB:44:MET:HB3	2.02	0.42
31:bC:84:CYS:O	33:bC:201:CYC:HBC1	2.19	0.42
32:mC:59:LEU:CD1	32:mC:130:GLY:CA	2.90	0.42
8:cD:55:THR:HA	8:cD:58:GLU:HB2	2.02	0.42
36:cD:506:CLA:HAA1	44:cD:517:DGD:HD61	2.01	0.42
9:dD:235:PHE:O	9:dD:235:PHE:CG	2.70	0.42
27:zD:38:PRO:O	27:zD:41:PHE:N	2.49	0.42
8:cE:134:PHE:HB3	36:cE:513:CLA:HBC2	2.01	0.42
9:dE:21:TRP:HD1	9:dE:22:LEU:HG	1.85	0.42
15:kE:39:GLN:HB3	15:kE:44:PHE:CD2	2.54	0.42
24:vE:80:SER:O	24:vE:84:LEU:N	2.50	0.42
24:vE:139:ASN:OD1	24:vE:139:ASN:N	2.47	0.42
29:gF:45:THR:HA	29:gF:48:ALA:HB2	2.02	0.42
4:hF:20:ASP:OD1	4:hF:20:ASP:N	2.46	0.42
3:kF:2:SER:N	3:kF:5:THR:OG1	2.45	0.42
32:gH:64:PRO:CD	32:gH:65:GLN:N	2.82	0.42
32:iH:64:PRO:CD	32:iH:65:GLN:N	2.82	0.42
32:kH:102:ALA:HB2	32:kH:166:ARG:HH11	1.81	0.42
33:mH:201:CYC:HMC1	33:mH:201:CYC:HBC2	2.00	0.42
31:hI:84:CYS:SG	33:hI:201:CYC:HBC1	2.58	0.42
31:jI:84:CYS:O	33:jI:201:CYC:HBC1	2.19	0.42
32:mI:44:ILE:HG12	32:mI:142:VAL:HG22	1.80	0.42

Continued on next page...

Continued from previous page...

Atom-1	Atom-2	Interatomic distance (Å)	Clash overlap (Å)
31:bJ:84:CYS:O	33:bJ:201:CYC:HBC1	2.19	0.42
32:eJ:69:PRO:O	32:eJ:69:PRO:CD	2.66	0.42
32:eJ:150:PRO:O	32:eJ:150:PRO:CD	2.66	0.42
31:fJ:106:PRO:CD	31:fJ:107:MET:H	2.08	0.42
31:hJ:106:PRO:CD	31:hJ:107:MET:H	2.08	0.42
31:jJ:88:ILE:HG13	33:jJ:201:CYC:HBC1	2.02	0.42
4:aK:76:ARG:HB2	3:bK:110:VAL:HG21	2.01	0.42
3:bK:118:SER:O	3:bK:118:SER:OG	2.37	0.42
3:kK:2:SER:N	3:kK:5:THR:OG1	2.45	0.42
3:4L:80:THR:HA	3:4L:83:ARG:HG2	2.02	0.42
4:7L:63:SER:OG	4:7L:64:ASP:N	2.49	0.42
2:BB:160:MET:CG	2:BB:163:SER:OG	2.67	0.42
2:CB:814:ASN:OD1	4:pB:107:ARG:NH1	2.52	0.42
3:VB:96:ILE:HD12	3:VB:149:ALA:HB1	2.02	0.42
1:BC:23:VAL:HG22	31:fC:112:ILE:HG22	2.02	0.42
7:BD:53:ASN:OD1	7:BD:53:ASN:N	2.52	0.42
43:BD:616:BCR:H11C	43:BD:616:BCR:H341	1.90	0.42
8:CD:133:PHE:O	8:CD:133:PHE:HD1	2.03	0.42
8:CD:390:SER:OG	8:CD:394:VAL:CA	2.68	0.42
18:OD:167:SER:O	18:oE:168:THR:CG2	2.64	0.42
6:AE:192:VAL:HG13	6:AE:293:PHE:HE2	1.84	0.42
6:AE:218:LEU:HA	6:AE:221:SER:HB2	2.01	0.42
7:BE:73:GLN:HB3	7:BE:88:PRO:HG3	1.96	0.42
8:CE:327:TYR:O	8:CE:339:GLY:N	2.49	0.42
36:CE:511:CLA:H142	36:CE:511:CLA:H112	1.87	0.42
9:DE:90:LEU:CB	9:DE:109:GLY:HA2	2.48	0.42
16:LE:16:ARG:HE	38:LE:102:SQD:H241	1.84	0.42
24:VE:43:THR:OG1	24:VE:44:ALA:N	2.53	0.42
28:EF:128:ALA:N	4:YF:58:LYS:HD2	2.33	0.42
4:IF:107:ARG:NH2	5:NF:1:MET:SD	2.93	0.42
30:VG:113:LYS:NZ	30:VG:159:ALA:O	2.43	0.42
1:BH:207:VAL:H	1:BH:208:PRO:HD3	1.12	0.42
1:BI:38:PRO:HG2	1:BI:43:TRP:CE2	2.55	0.42
1:BI:206:PHE:CE1	3:u4:76:GLU:OE1	2.72	0.42
28:BL:143:MET:HE2	28:BL:143:MET:HB3	1.84	0.42
33:JL:201:CYC:HB	33:JL:201:CYC:HMA1	1.84	0.42
6:A1:205:VAL:O	6:A1:209:ALA:N	2.50	0.42
6:A1:234:ASN:ND2	9:D1:266:TRP:HB2	2.34	0.42
7:B1:42:LEU:HD11	7:B1:93:PHE:CB	2.49	0.42
9:D1:91:PHE:CG	9:D1:93:TRP:CH2	3.08	0.42
38:D1:413:SQD:H4	11:F1:13:PRO:HG2	2.01	0.42

Continued on next page...

Continued from previous page...

Atom-1	Atom-2	Interatomic distance (Å)	Clash overlap (Å)
10:E1:55:TYR:O	10:E1:60:ARG:NH2	2.52	0.42
36:a1:407:CLA:H11	39:a1:408:LMG:H111	2.01	0.42
45:a1:413:PHO:H41	9:d1:121:ALA:HB1	2.01	0.42
7:b1:78:TRP:CD1	7:b1:78:TRP:H	2.36	0.42
7:b1:289:GLN:HA	7:b1:292:ILE:CG1	2.50	0.42
13:i1:23:PHE:HD1	13:i1:23:PHE:HA	1.70	0.42
43:k1:102:BCR:H24C	43:k1:102:BCR:H371	1.86	0.42
18:o1:58:ILE:HD12	18:o1:166:THR:HG22	2.01	0.42
32:c2:11:GLN:HA	1:B3:230:ARG:CZ	2.49	0.42
31:f2:27:ALA:HB1	31:f2:31:PHE:HE2	1.84	0.42
33:i2:201:CYC:HMC1	33:i2:201:CYC:HBC2	2.00	0.42
31:l2:88:ILE:HG13	33:l2:201:CYC:HBC1	2.02	0.42
31:f3:26:VAL:HG22	31:j3:26:VAL:HG22	2.01	0.42
32:g3:64:PRO:CD	32:g3:65:GLN:N	2.82	0.42
4:a4:4:ALA:HB2	4:a4:100:ASP:HB2	2.02	0.42
4:a4:57:ALA:HA	4:a4:61:LEU:CD2	2.49	0.42
3:u4:90:ARG:O	3:u4:93:THR:OG1	2.37	0.42
3:q4:143:GLY:HA2	3:q4:146:ALA:HB3	2.01	0.42
3:y4:82:LEU:HD23	3:y4:82:LEU:HA	1.92	0.42
2:B4:500:ALA:HB3	2:B4:503:ASP:HB2	2.01	0.42
3:Q4:160:MET:HE3	3:Q4:160:MET:HB2	1.86	0.42
4:R4:74:THR:O	4:R4:78:TYR:N	2.47	0.42
1:B5:37:MET:HE1	32:k5:111:ASN:HB2	2.02	0.42
31:b5:88:ILE:HG13	33:b5:201:CYC:HBC1	2.02	0.42
32:i5:59:LEU:CD1	32:i5:130:GLY:CA	2.90	0.42
31:l5:84:CYS:O	33:l5:201:CYC:HBC1	2.19	0.42
31:b6:24:ILE:CB	33:c6:202:CYC:HBB1	2.43	0.42
32:e6:59:LEU:CD2	32:e6:130:GLY:HA2	2.45	0.42
33:e6:202:CYC:HBC2	33:e6:202:CYC:HMC1	2.01	0.42
32:i6:3:ASP:N	32:i6:6:THR:OG1	2.38	0.42
32:i6:102:ALA:HB2	32:i6:166:ARG:HH11	1.81	0.42
32:k6:59:LEU:CD2	32:k6:130:GLY:HA2	2.44	0.42
33:c7:202:CYC:HBC2	33:c7:202:CYC:HMC1	2.01	0.42
32:e7:59:LEU:CD2	32:e7:130:GLY:HA2	2.45	0.42
31:f7:88:ILE:HG13	33:f7:201:CYC:HBC1	2.02	0.42
32:m7:3:ASP:N	32:m7:6:THR:OG1	2.38	0.42
1:B8:37:MET:HE1	32:k8:111:ASN:HB2	2.02	0.42
1:B8:205:ARG:HH21	3:dK:83:ARG:HG3	1.74	0.42
31:f8:88:ILE:HG13	33:f8:201:CYC:HBC1	2.02	0.42
33:i8:201:CYC:HMC1	33:i8:201:CYC:HBC2	2.01	0.42
31:f9:27:ALA:HB1	31:f9:31:PHE:HE2	1.84	0.42

Continued on next page...

Continued from previous page...

Atom-1	Atom-2	Interatomic distance (Å)	Clash overlap (Å)
32:i9:64:PRO:CD	32:i9:65:GLN:N	2.82	0.42
32:k9:64:PRO:CD	32:k9:65:GLN:N	2.82	0.42
32:kA:102:ALA:HB2	32:kA:166:ARG:HH11	1.81	0.42
31:lA:84:CYS:O	33:lA:201:CYC:HBC1	2.19	0.42
4:aB:56:VAL:HG12	4:aB:61:LEU:CB	2.48	0.42
31:bC:24:ILE:CB	33:cC:202:CYC:HBB1	2.43	0.42
32:kC:102:ALA:HB2	32:kC:166:ARG:HH11	1.81	0.42
7:bD:247:PHE:HB2	36:dD:403:CLA:HBC1	2.02	0.42
7:bD:368:VAL:HB	7:bD:381:ILE:HG12	2.01	0.42
8:cD:191:LEU:HB3	40:cD:501:LMT:C2	2.47	0.42
9:dD:66:SER:OG	9:dD:69:GLU:OE2	2.37	0.42
9:dD:98:GLN:HB3	10:eD:73:LYS:NZ	2.27	0.42
9:dD:110:LEU:HD13	9:dD:110:LEU:HA	1.92	0.42
9:dD:222:LEU:HD23	9:dD:222:LEU:HA	1.94	0.42
38:dD:414:SQD:H4	11:fD:13:PRO:HG2	2.01	0.42
15:kD:40:ALA:CA	15:kD:44:PHE:CE2	3.01	0.42
36:aE:406:CLA:H11	39:aE:407:LMG:H111	2.01	0.42
8:cE:202:LYS:HG2	8:cE:208:GLU:HB3	2.01	0.42
13:iE:15:PHE:HD1	13:iE:15:PHE:HA	1.70	0.42
27:zE:35:GLN:N	27:zE:35:GLN:OE1	2.53	0.42
30:mF:40:VAL:HG11	30:mF:97:LEU:HD11	2.02	0.42
32:eI:145:PRO:O	32:eI:145:PRO:CD	2.67	0.42
33:eI:202:CYC:HBC2	33:eI:202:CYC:HMC1	2.01	0.42
31:jI:24:ILE:HD11	32:kI:42:ASN:CG	2.43	0.42
31:dJ:88:ILE:HG13	33:dJ:201:CYC:HBC1	2.02	0.42
32:eJ:145:PRO:O	32:eJ:145:PRO:CD	2.67	0.42
31:jJ:24:ILE:CD1	32:kJ:42:ASN:OD1	2.60	0.42
3:6L:86:ASP:OD1	4:7L:18:TYR:OH	2.27	0.42
4:PB:71:ASN:ND2	4:PB:120:GLY:O	2.52	0.42
3:QB:2:SER:OG	4:RB:3:ASP:OD2	2.38	0.42
3:ZB:8:ILE:HG22	3:ZB:18:LEU:HD21	2.02	0.42
1:BC:23:VAL:CG2	31:fC:112:ILE:CG2	2.97	0.42
1:BC:199:TRP:HE3	1:BC:200:GLN:HB3	1.85	0.42
8:CD:410:ARG:HA	8:CD:410:ARG:HD2	1.92	0.42
9:DD:21:TRP:HD1	9:DD:22:LEU:HG	1.84	0.42
42:DD:410:LHG:H181	16:LD:24:LEU:HD11	2.02	0.42
14:JD:10:TRP:CZ3	14:JD:11:LEU:CD1	3.03	0.42
18:OD:239:THR:HG22	18:OD:267:ARG:HA	2.02	0.42
6:AE:304:HIS:NE2	24:VE:154:GLN:NE2	2.67	0.42
43:BE:616:BCR:H20C	43:BE:616:BCR:H361	1.83	0.42
9:DE:204:ILE:HG13	36:DE:406:CLA:H3A	2.02	0.42

Continued on next page...

Continued from previous page...

Atom-1	Atom-2	Interatomic distance (Å)	Clash overlap (Å)
18:OE:239:THR:HG22	18:OE:267:ARG:HA	2.02	0.42
43:XE:102:BCR:H351	43:XE:102:BCR:H15C	1.70	0.42
28:EF:111:THR:HA	28:EF:112:PRO:HD2	1.78	0.42
4:KF:149:MET:O	4:KF:153:PHE:N	2.45	0.42
3:AG:123:ILE:H	3:AG:123:ILE:HG13	1.72	0.42
3:IG:43:MET:HE2	3:IG:153:PHE:HZ	1.84	0.42
29:QG:53:LYS:HB2	29:QG:53:LYS:HE3	1.86	0.42
1:BH:217:ASP:N	1:BH:218:PRO:CD	2.83	0.42
1:BI:37:MET:HE1	32:kI:111:ASN:HB2	2.02	0.42
1:BI:227:GLN:NE2	1:BI:228:VAL:O	2.52	0.42
3:ZK:6:LYS:HD3	3:ZK:102:THR:CG2	2.50	0.42
3:GL:115:MET:HB3	3:GL:115:MET:HE2	1.75	0.42
4:JL:21:ALA:HA	4:JL:24:ILE:HB	2.00	0.42
4:SL:123:ILE:HG23	4:SL:160:LEU:HD12	2.02	0.42
3:TL:102:THR:HA	3:TL:105:GLU:HB2	2.02	0.42
7:B1:53:ASN:OD1	7:B1:53:ASN:N	2.52	0.42
7:B1:83:GLU:C	7:B1:83:GLU:CD	2.84	0.42
8:C1:298:GLN:NE2	8:C1:345:PHE:O	2.53	0.42
8:C1:440:ALA:HB2	13:I1:31:ASN:ND2	2.34	0.42
9:D1:204:ILE:HG13	36:D1:405:CLA:H3A	2.02	0.42
16:L1:31:ILE:HG22	22:T1:9:VAL:HG13	2.01	0.42
18:O1:187:PRO:HD2	18:O1:191:GLY:H	1.85	0.42
27:Z1:9:LEU:HD12	27:Z1:9:LEU:HA	1.92	0.42
6:a1:222:SER:O	6:a1:222:SER:OG	2.30	0.42
8:c1:55:THR:HA	8:c1:58:GLU:HB2	2.02	0.42
9:d1:233:ARG:HD2	9:d1:233:ARG:HA	1.86	0.42
43:d1:407:BCR:H19C	39:d1:411:LMG:H351	2.02	0.42
18:o1:146:PHE:HB2	18:o1:249:GLU:HB3	2.01	0.42
32:g2:64:PRO:CD	32:g2:65:GLN:N	2.82	0.42
32:i2:82:CYS:HG	33:i2:202:CYC:CAC	2.07	0.42
31:f3:27:ALA:HB1	31:f3:31:PHE:HE2	1.85	0.42
31:h3:88:ILE:HG13	33:h3:201:CYC:HBC1	2.02	0.42
31:l3:84:CYS:O	33:l3:201:CYC:HBC1	2.19	0.42
32:m3:64:PRO:CD	32:m3:65:GLN:N	2.83	0.42
2:C4:774:LYS:O	2:C4:776:GLU:HG2	2.19	0.42
4:R4:149:MET:HE2	4:R4:149:MET:HB3	1.89	0.42
1:B5:217:ASP:N	1:B5:218:PRO:CD	2.83	0.42
31:d5:84:CYS:O	33:d5:201:CYC:HBC1	2.19	0.42
32:e5:145:PRO:O	32:e5:145:PRO:CD	2.67	0.42
33:c6:202:CYC:HBC2	33:c6:202:CYC:HMC1	2.01	0.42
31:d6:148:VAL:CG1	33:m6:201:CYC:HMB2	2.42	0.42

Continued on next page...

Continued from previous page...

Atom-1	Atom-2	Interatomic distance (Å)	Clash overlap (Å)
31:f6:113:ALA:HB2	1:B6:23:VAL:H	1.85	0.42
31:f7:84:CYS:O	33:f7:201:CYC:HBC1	2.19	0.42
32:g8:102:ALA:HB2	32:g8:166:ARG:HH11	1.82	0.42
33:i8:201:CYC:HBD1	33:i8:201:CYC:CHA	2.28	0.42
32:k8:64:PRO:CD	32:k8:65:GLN:N	2.82	0.42
32:k8:82:CYS:HG	33:k8:201:CYC:CAC	2.32	0.42
32:k8:102:ALA:HB2	32:k8:166:ARG:HH11	1.81	0.42
31:j9:84:CYS:O	33:j9:201:CYC:HBC1	2.19	0.42
1:B9:203:VAL:HG22	3:oB:73:TYR:HD2	1.72	0.42
31:fA:27:ALA:HB1	31:fA:31:PHE:HE2	1.84	0.42
31:fA:88:ILE:HG13	33:fA:201:CYC:HBC1	2.02	0.42
4:pB:81:CYS:HA	33:pB:201:CYC:HAC1	1.84	0.42
32:cC:64:PRO:CD	32:cC:65:GLN:N	2.82	0.42
32:eC:64:PRO:CD	32:eC:65:GLN:N	2.82	0.42
31:lC:84:CYS:O	33:lC:201:CYC:HBC1	2.19	0.42
43:bD:617:BCR:H24C	43:bD:617:BCR:H371	1.79	0.42
18:oD:239:THR:HG22	18:oD:267:ARG:HA	2.02	0.42
6:aE:63:ILE:HG21	8:cE:322:THR:HB	2.02	0.42
36:bE:612:CLA:H102	36:bE:612:CLA:H61	1.57	0.42
8:cE:251:PHE:CE1	43:cE:515:BCR:H312	2.51	0.42
38:dE:414:SQD:H4	11:fE:13:PRO:HG2	2.01	0.42
18:oE:187:PRO:HD2	18:oE:191:GLY:H	1.85	0.42
4:aF:149:MET:HE2	4:aF:149:MET:HB2	1.85	0.42
3:bF:87:TYR:HB3	33:bF:201:CYC:HBB3	2.01	0.42
3:bF:118:SER:O	3:bF:118:SER:OG	2.37	0.42
3:9F:47:ARG:HA	3:9F:50:ILE:HD12	2.02	0.42
32:gH:102:ALA:HB2	32:gH:166:ARG:HH11	1.82	0.42
31:fI:88:ILE:HG13	33:fI:201:CYC:HBC1	2.02	0.42
32:iI:59:LEU:CD2	32:iI:130:GLY:HA2	2.44	0.42
33:mI:201:CYC:HMC1	33:mI:201:CYC:HBC2	2.00	0.42
33:gJ:201:CYC:HMC1	33:gJ:201:CYC:HBC2	2.01	0.42
3:bK:87:TYR:HB3	33:bK:201:CYC:HBB3	2.01	0.42
5:8L:5:LYS:HB3	5:8L:54:GLU:HB2	2.02	0.42
1:BA:23:VAL:CG2	31:fA:112:ILE:CG2	2.97	0.42
1:BA:26:ASP:CG	31:fA:7:GLU:HG3	2.38	0.42
2:CB:160:MET:CG	2:CB:163:SER:OG	2.67	0.42
3:OB:48:GLU:OE2	1:B9:235:VAL:CG2	2.59	0.42
3:SB:30:VAL:HG22	4:TB:31:PHE:HD1	1.84	0.42
4:YB:72:MET:HA	4:YB:77:ARG:HG3	2.01	0.42
6:AD:210:LEU:O	6:AD:214:MET:N	2.52	0.42
18:OD:200:VAL:HG11	18:OD:207:ASP:HB2	2.01	0.42

Continued on next page...

Continued from previous page...

Atom-1	Atom-2	Interatomic distance (Å)	Clash overlap (Å)
23:UD:57:ASN:HB3	23:UD:120:GLN:HG3	2.02	0.42
24:VD:43:THR:OG1	24:VD:44:ALA:N	2.53	0.42
6:AE:212:SER:HB3	9:DE:211:CYS:HB3	2.01	0.42
6:AE:222:SER:O	6:AE:222:SER:OG	2.31	0.42
7:BE:236:THR:N	7:BE:473:THR:HG21	2.33	0.42
7:BE:246:PHE:CE2	36:BE:608:CLA:HBC2	2.55	0.42
9:DE:91:PHE:CG	9:DE:93:TRP:CH2	3.08	0.42
21:SE:25:UNK:CB	7:bE:232:GLY:H	2.32	0.42
3:IG:29:PHE:CD1	3:IG:29:PHE:C	2.98	0.42
3:IG:94:TYR:CD1	4:JG:9:ILE:HD12	2.52	0.42
4:JG:12:SER:O	4:JG:12:SER:OG	2.36	0.42
3:KG:104:ILE:HD11	3:KG:156:LEU:HD21	2.01	0.42
3:PG:18:LEU:HD23	3:PG:18:LEU:HA	1.86	0.42
29:QG:45:THR:HA	29:QG:48:ALA:HB2	2.02	0.42
29:QG:84:ARG:NH2	33:QG:201:CYC:O2A	2.53	0.42
4:UG:1:MET:HE1	4:UG:106:GLU:HB3	2.01	0.42
4:UG:144:ASP:OD1	4:UG:144:ASP:N	2.51	0.42
30:VG:16:ARG:CG	30:VG:16:ARG:NH1	2.73	0.42
1:BI:206:PHE:CD1	1:BI:206:PHE:N	2.88	0.42
1:BI:206:PHE:C	1:BI:207:VAL:HG12	2.44	0.42
3:IL:63:PRO:HD2	3:IL:64:ASP:N	2.33	0.42
3:IL:101:VAL:O	3:IL:155:TYR:HE2	2.03	0.42
4:SL:122:PRO:O	4:SL:126:THR:OG1	2.31	0.42
43:B1:617:BCR:H15C	43:B1:617:BCR:H351	1.89	0.42
42:D1:409:LHG:H181	16:L1:24:LEU:HD11	2.02	0.42
14:J1:10:TRP:CZ3	14:J1:11:LEU:CD1	3.03	0.42
18:O1:72:CYS:HB3	18:O1:73:LEU:HG	2.01	0.42
43:X1:102:BCR:H11C	43:X1:102:BCR:H341	1.73	0.42
6:a1:64:ARG:HH22	18:o1:104:TYR:HE2	1.67	0.42
17:m1:33:GLU:OE1	17:m1:33:GLU:HA	2.16	0.42
18:o1:200:VAL:HG11	18:o1:207:ASP:HB2	2.01	0.42
18:o1:239:THR:HG22	18:o1:267:ARG:HA	2.02	0.42
32:m2:69:PRO:O	32:m2:69:PRO:CD	2.66	0.42
1:B2:38:PRO:HG2	1:B2:43:TRP:CE2	2.55	0.42
1:B2:206:PHE:CD1	1:B2:206:PHE:N	2.88	0.42
1:B2:231:PRO:HA	3:O4:52:LYS:NZ	2.31	0.42
3:Z4:16:ARG:O	4:a4:94:TYR:OH	2.37	0.42
4:T4:107:ARG:HA	5:U4:44:MET:HG2	2.02	0.42
3:X4:71:ASN:HD22	3:X4:121:THR:HA	1.85	0.42
3:u4:135:SER:O	3:u4:138:THR:OG1	2.37	0.42
3:w4:3:ILE:CG2	3:w4:7:SER:OG	2.68	0.42

Continued on next page...

Continued from previous page...

Atom-1	Atom-2	Interatomic distance (Å)	Clash overlap (Å)
3:w4:95:GLY:O	3:w4:99:GLY:N	2.53	0.42
4:p4:81:CYS:HA	33:p4:201:CYC:HAC1	1.84	0.42
2:B4:2:SER:OG	2:B4:3:VAL:N	2.52	0.42
2:B4:258:ASP:OD1	2:B4:258:ASP:N	2.40	0.42
1:B5:23:VAL:H	31:f5:113:ALA:HB2	1.85	0.42
32:c5:154:SER:O	32:c5:157:ALA:CB	2.65	0.42
31:h5:84:CYS:SG	33:h5:201:CYC:HBC1	2.58	0.42
31:d7:88:ILE:HG13	33:d7:201:CYC:HBC1	2.02	0.42
32:g7:64:PRO:CD	32:g7:65:GLN:N	2.82	0.42
32:m7:102:ALA:HB2	32:m7:166:ARG:NH1	2.35	0.42
32:g8:64:PRO:CD	32:g8:65:GLN:N	2.82	0.42
32:m8:102:ALA:HB2	32:m8:166:ARG:HH11	1.81	0.42
31:h9:88:ILE:HG13	33:h9:201:CYC:HBC1	2.02	0.42
33:j9:202:CYC:HBC2	33:j9:202:CYC:HMC1	2.01	0.42
32:k9:84:ARG:NH2	31:l9:117:GLU:OE1	2.40	0.42
31:bA:2:LYS:HG2	31:bA:7:GLU:OE2	2.20	0.42
32:eA:64:PRO:CD	32:eA:65:GLN:N	2.82	0.42
4:aB:107:ARG:HH12	5:bB:45:LYS:HD3	1.84	0.42
4:tB:65:ILE:HG13	4:tB:72:MET:HG2	2.02	0.42
31:bC:2:LYS:HZ2	31:hC:17:ARG:HD2	1.84	0.42
31:fC:27:ALA:HB1	31:fC:31:PHE:HE2	1.84	0.42
31:fC:84:CYS:O	33:fC:201:CYC:HBC1	2.19	0.42
33:gC:302:CYC:HMC1	33:gC:302:CYC:HBC2	2.01	0.42
6:aD:257:ARG:NH1	7:bD:498:VAL:HG21	2.32	0.42
7:bD:143:LEU:O	7:bD:147:GLY:N	2.47	0.42
36:bD:605:CLA:H61	36:bD:605:CLA:H41	1.81	0.42
27:zD:35:GLN:N	27:zD:35:GLN:OE1	2.53	0.42
7:bE:133:LEU:HA	12:hE:15:ASN:HD21	1.85	0.42
8:cE:55:THR:HA	8:cE:58:GLU:HB2	2.02	0.42
36:cE:512:CLA:H202	36:cE:512:CLA:H161	1.91	0.42
9:dE:66:SER:OG	9:dE:69:GLU:OE2	2.37	0.42
9:dE:80:THR:HG22	9:dE:111:TRP:HE1	1.77	0.42
9:dE:235:PHE:O	9:dE:235:PHE:CG	2.70	0.42
37:dE:408:PL9:H321	37:dE:408:PL9:H28	1.75	0.42
15:kE:40:ALA:CA	15:kE:44:PHE:CE2	3.01	0.42
18:oE:200:VAL:HG11	18:oE:207:ASP:HB2	2.01	0.42
24:vE:43:THR:OG1	24:vE:44:ALA:N	2.53	0.42
4:cF:161:SER:O	4:cF:161:SER:OG	2.35	0.42
3:dF:83:ARG:HE	3:dF:83:ARG:HB3	1.60	0.42
3:fF:16:ARG:O	29:gF:95:TYR:OH	2.36	0.42
4:hF:15:GLN:HB3	4:hF:17:LYS:HG3	2.01	0.42

Continued on next page...

Continued from previous page...

Atom-1	Atom-2	Interatomic distance (Å)	Clash overlap (Å)
3:4G:80:THR:HA	3:4G:83:ARG:HG2	2.02	0.42
32:mH:102:ALA:HB2	32:mH:166:ARG:HH11	1.81	0.42
32:eI:150:PRO:O	32:eI:150:PRO:CD	2.66	0.42
31:fI:27:ALA:HB1	31:fI:31:PHE:HE2	1.84	0.42
31:lJ:84:CYS:O	33:lJ:201:CYC:HBC1	2.19	0.42
32:mJ:102:ALA:HB2	32:mJ:166:ARG:NH1	2.35	0.42
3:kK:100:ASP:OD1	3:kK:100:ASP:N	2.44	0.42
4:nK:62:TYR:O	4:nK:67:ARG:NH1	2.53	0.42
4:1L:20:ASP:OD2	4:1L:22:SER:OG	2.34	0.42
1:BA:240:LEU:CD2	4:PB:67:ARG:HH12	2.33	0.42
2:BB:441:PHE:O	2:BB:445:PHE:N	2.49	0.42
2:BB:507:SER:OG	2:BB:508:ASN:N	2.53	0.42
4:RB:47:ASN:HB2	4:RB:50:ASN:HB3	2.02	0.42
3:VB:131:ARG:HE	3:VB:157:ILE:HD13	1.83	0.42
3:XB:48:GLU:HG3	32:c9:114:ARG:NH1	2.34	0.42
6:AD:212:SER:HB3	9:DD:211:CYS:HB3	2.01	0.42
7:BD:25:MET:HB2	43:BD:615:BCR:H382	1.80	0.42
7:BD:55:MET:HE3	7:BD:63:MET:HE2	2.01	0.42
7:BD:103:LEU:O	7:BD:107:LEU:N	2.52	0.42
36:BD:602:CLA:H42	44:HD:102:DGD:HB41	2.02	0.42
44:CD:518:DGD:HB61	39:CD:522:LMG:H372	2.01	0.42
9:DD:111:TRP:O	9:DD:113:PHE:N	2.52	0.42
6:AE:334:ARG:NH1	18:OE:186:ASP:O	2.53	0.42
7:BE:42:LEU:HD11	7:BE:93:PHE:CB	2.49	0.42
7:BE:75:TRP:CZ3	7:BE:94:GLU:C	2.98	0.42
36:BE:613:CLA:H143	36:BE:613:CLA:H162	1.95	0.42
36:BE:614:CLA:HBA1	36:BE:614:CLA:H3A	1.80	0.42
40:BE:623:LMT:C2'	13:iE:1:MET:HE3	2.47	0.42
42:DE:410:LHG:H181	16:LE:24:LEU:HD11	2.02	0.42
14:JE:10:TRP:CZ3	14:JE:11:LEU:CD1	3.03	0.42
28:EF:136:ASN:ND2	29:gF:63:LEU:CD2	2.82	0.42
3:JF:56:ASN:HA	3:JF:59:PHE:HB2	2.02	0.42
3:IG:20:PRO:CD	3:IG:21:GLY:N	2.81	0.42
3:IG:39:ILE:CD1	3:IG:145:ASP:OD2	2.61	0.42
3:IG:63:PRO:HD3	3:4G:69:GLY:HA3	2.01	0.42
3:PG:41:GLU:O	3:PG:45:GLY:N	2.50	0.42
1:BJ:240:LEU:O	4:1G:64:ASP:OD1	2.37	0.42
4:IK:107:ARG:NH2	5:NK:1:MET:SD	2.93	0.42
4:MK:88:TYR:HE1	4:MK:112:LEU:HD13	1.84	0.42
4:MK:108:VAL:HG13	4:MK:112:LEU:CD1	2.50	0.42
3:ZK:69:GLY:HA3	3:9K:63:PRO:HD2	2.02	0.42

Continued on next page...

Continued from previous page...

Atom-1	Atom-2	Interatomic distance (Å)	Clash overlap (Å)
3:AL:150:GLY:HA2	3:AL:153:PHE:HB2	2.02	0.42
33:AL:201:CYC:HAD2	33:AL:201:CYC:HHA	1.91	0.42
28:BL:130:ARG:HG2	4:JL:57:ALA:CB	2.28	0.42
3:NL:16:ARG:O	4:OL:94:TYR:OH	2.37	0.42
3:NL:90:ARG:NE	4:OL:16:GLY:O	2.53	0.42
4:SL:156:ILE:HD13	4:SL:156:ILE:HA	1.95	0.42
38:A1:407:SQD:H222	42:D1:409:LHG:H342	2.02	0.42
9:D1:329:MET:O	9:D1:333:ASP:N	2.48	0.42
18:O1:142:GLU:OE1	7:b1:76:GLY:HA2	2.16	0.42
24:V1:80:SER:O	24:V1:84:LEU:N	2.50	0.42
7:b1:498:VAL:HG12	9:d1:135:LEU:HD13	2.02	0.42
32:e2:150:PRO:O	32:e2:150:PRO:CD	2.66	0.42
31:f2:117:GLU:OE1	1:B2:21:TYR:CD2	2.73	0.42
31:h2:126:PRO:CD	31:h2:127:SER:H	2.13	0.42
32:e3:64:PRO:CD	32:e3:65:GLN:N	2.82	0.42
31:f3:88:ILE:HG13	33:f3:201:CYC:HBC1	2.02	0.42
32:m3:102:ALA:HB2	32:m3:166:ARG:NH1	2.35	0.42
1:B3:200:GLN:C	1:B3:200:GLN:CD	2.87	0.42
4:a4:21:ALA:HA	4:a4:24:ILE:HB	2.01	0.42
3:S4:23:LEU:HD23	3:S4:23:LEU:HA	1.92	0.42
3:S4:130:VAL:O	3:S4:134:LYS:N	2.52	0.42
4:T4:65:ILE:HB	4:T4:72:MET:HE2	2.02	0.42
33:T4:201:CYC:O1A	5:U4:33:TYR:OH	2.37	0.42
4:W4:147:LYS:HE3	4:W4:147:LYS:HB3	1.96	0.42
2:B4:280:MET:HE1	2:B4:321:LYS:HA	2.02	0.42
2:C4:13:ARG:NH1	2:C4:13:ARG:CG	2.83	0.42
2:C4:412:LEU:HD22	2:C4:422:TRP:HH2	1.85	0.42
32:c5:36:LYS:O	32:c5:37:ARG:C	2.63	0.42
32:g6:59:LEU:CD2	32:g6:130:GLY:HA2	2.45	0.42
31:l6:88:ILE:HG13	33:l6:201:CYC:HBC1	2.02	0.42
1:B6:227:GLN:NE2	1:B6:228:VAL:O	2.52	0.42
32:e7:145:PRO:O	32:e7:145:PRO:CD	2.67	0.42
32:k7:64:PRO:CD	32:k7:65:GLN:N	2.82	0.42
32:k7:150:PRO:O	32:k7:150:PRO:CD	2.65	0.42
1:B7:220:ASN:OD1	3:oB:56:ASN:HA	2.18	0.42
1:B8:23:VAL:H	31:f8:113:ALA:HB2	1.85	0.42
31:b8:84:CYS:O	33:b8:201:CYC:HBC1	2.19	0.42
31:d9:84:CYS:O	33:d9:201:CYC:HBC1	2.20	0.42
31:l9:84:CYS:O	33:l9:201:CYC:HBC1	2.19	0.42
32:m9:3:ASP:N	32:m9:6:THR:OG1	2.38	0.42
32:cA:69:PRO:O	32:cA:69:PRO:CD	2.66	0.42

Continued on next page...

Continued from previous page...

Atom-1	Atom-2	Interatomic distance (Å)	Clash overlap (Å)
32:gA:154:SER:OG	32:gA:155:ALA:N	2.53	0.42
3:sB:141:LEU:HB3	3:sB:145:ASP:HB2	2.02	0.42
3:sB:156:LEU:HD12	3:sB:156:LEU:HA	1.94	0.42
3:wB:3:ILE:CG2	3:wB:7:SER:OG	2.68	0.42
3:yB:102:THR:C	3:yB:106:GLU:OE2	2.56	0.42
32:cC:36:LYS:O	32:cC:37:ARG:C	2.63	0.42
31:dC:88:ILE:HG13	33:dC:201:CYC:HBC1	2.02	0.42
32:eC:145:PRO:O	32:eC:145:PRO:CD	2.67	0.42
31:fC:88:ILE:HG13	33:fC:201:CYC:HBC1	2.02	0.42
33:mC:201:CYC:HMC1	33:mC:201:CYC:HBC2	2.01	0.42
7:bD:133:LEU:HA	12:hD:15:ASN:HD21	1.85	0.42
8:cD:134:PHE:HB3	36:cD:513:CLA:HBC2	2.01	0.42
45:dD:402:PHO:H62	45:dD:402:PHO:H2	1.80	0.42
43:dD:407:BCR:H19C	39:dD:411:LMG:H351	2.02	0.42
18:oD:55:ARG:HG3	18:oD:167:SER:CB	2.50	0.42
18:oD:88:ARG:O	18:oD:90:GLU:N	2.53	0.42
8:cE:70:GLU:O	44:cE:517:DGD:O4E	2.34	0.42
18:oE:72:CYS:HB3	18:oE:73:LEU:HG	2.01	0.42
18:oE:88:ARG:O	18:oE:90:GLU:N	2.53	0.42
18:oE:259:LYS:HB3	18:oE:259:LYS:HE3	1.74	0.42
5:3F:63:ASN:ND2	4:nF:73:TYR:OH	2.53	0.42
29:gF:153:LEU:O	29:gF:153:LEU:CG	2.68	0.42
3:iF:8:ILE:O	3:iF:12:ASP:N	2.49	0.42
4:lF:3:ASP:N	4:lF:6:THR:OG1	2.53	0.42
3:9F:91:LEU:HD11	33:9F:201:CYC:HBB1	2.01	0.42
3:4G:130:VAL:HG23	3:4G:133:MET:HE3	2.02	0.42
32:cI:36:LYS:O	32:cI:37:ARG:C	2.63	0.42
32:mI:102:ALA:HB2	32:mI:166:ARG:NH1	2.35	0.42
31:bJ:2:LYS:HG2	31:bJ:7:GLU:OE2	2.20	0.42
31:fJ:26:VAL:HG22	31:jJ:26:VAL:HG22	2.01	0.42
3:dK:22:GLU:HG2	3:dK:25:ARG:HE	1.84	0.42
29:gK:84:ARG:NH2	33:gK:201:CYC:O2A	2.53	0.42
1:BA:48:TRP:CH2	1:BA:52:ARG:HD2	2.54	0.41
2:CB:717:MET:SD	2:CB:717:MET:N	2.93	0.41
4:RB:71:ASN:HD21	4:RB:122:PRO:HD2	1.84	0.41
5:UB:29:LYS:HG3	5:UB:31:VAL:HG13	2.01	0.41
4:WB:10:ASN:ND2	5:bB:62:THR:HG1	2.18	0.41
3:XB:71:ASN:HD22	3:XB:121:THR:HA	1.85	0.41
1:BC:203:VAL:HG22	1:BC:205:ARG:HG2	2.02	0.41
6:AD:27:ARG:HB3	38:AD:407:SQD:H45	2.01	0.41
7:BD:73:GLN:HB2	7:BD:88:PRO:HB2	1.99	0.41

Continued on next page...

Continued from previous page...

Atom-1	Atom-2	Interatomic distance (Å)	Clash overlap (Å)
7:BD:75:TRP:CZ3	7:BD:94:GLU:C	2.98	0.41
7:BD:413:ASP:HA	7:BD:414:PRO:HD3	1.94	0.41
36:BD:606:CLA:H52	43:BD:617:BCR:H321	2.02	0.41
8:CD:122:ARG:CZ	27:ZD:33:TRP:CH2	2.85	0.41
36:CD:515:CLA:H72	43:CD:520:BCR:H271	2.02	0.41
24:VD:112:GLU:H	24:VD:112:GLU:HG3	1.72	0.41
8:CE:59:VAL:CB	15:KE:10:LEU:HB3	2.38	0.41
43:CE:519:BCR:H24C	43:CE:519:BCR:H371	1.85	0.41
9:DE:19:ASP:OD1	9:DE:23:LYS:NZ	2.45	0.41
10:EE:55:TYR:O	10:EE:60:ARG:NH2	2.52	0.41
10:EE:69:ARG:NH1	10:EE:69:ARG:CG	2.78	0.41
12:HE:16:SER:CB	2:B4:78:GLY:C	2.93	0.41
12:HE:16:SER:HB3	2:B4:78:GLY:CA	2.48	0.41
28:EF:140:PHE:CG	3:ZF:83:ARG:HB2	2.55	0.41
3:LF:16:ARG:O	4:MF:94:TYR:OH	2.35	0.41
3:ZF:24:ASP:HA	3:ZF:27:LYS:HB3	2.02	0.41
3:GG:77:MET:HE3	3:GG:77:MET:HB3	1.88	0.41
3:IG:26:ILE:O	3:IG:29:PHE:HB3	2.20	0.41
29:QG:88:TYR:OH	2:B4:263:GLU:N	2.50	0.41
1:BJ:37:MET:HE1	32:kJ:111:ASN:HB2	2.02	0.41
1:BJ:209:GLN:O	1:BJ:209:GLN:CG	2.68	0.41
3:JK:56:ASN:HA	3:JK:59:PHE:HB2	2.02	0.41
3:AL:90:ARG:NH2	4:1L:17:LYS:O	2.53	0.41
33:HL:201:CYC:HAA2	33:HL:201:CYC:HHA	1.84	0.41
3:RL:91:LEU:HD23	3:RL:91:LEU:HA	1.93	0.41
36:A1:405:CLA:H111	37:A1:406:PL9:H203	2.02	0.41
7:B1:55:MET:HE3	7:B1:63:MET:HE2	2.01	0.41
43:B1:616:BCR:H15C	43:B1:616:BCR:H351	1.82	0.41
8:C1:117:ILE:HA	8:C1:117:ILE:HD12	1.89	0.41
18:O1:146:PHE:HB2	18:O1:249:GLU:HB3	2.01	0.41
18:O1:200:VAL:HG11	18:O1:207:ASP:HB2	2.01	0.41
36:b1:615:CLA:H3A	36:b1:615:CLA:HBA1	1.80	0.41
8:c1:259:LEU:HB2	36:c1:510:CLA:C2D	2.50	0.41
9:d1:204:ILE:HG13	36:d1:406:CLA:H3A	2.02	0.41
32:c2:151:GLY:HA3	33:c2:202:CYC:HMD1	1.87	0.41
32:g2:69:PRO:O	32:g2:69:PRO:CD	2.66	0.41
33:g2:201:CYC:HMC1	33:g2:201:CYC:HBC2	2.01	0.41
31:f3:84:CYS:O	33:f3:201:CYC:HBC1	2.19	0.41
32:g3:84:ARG:NH1	1:B3:58:HIS:C	2.76	0.41
32:g3:154:SER:OG	32:g3:155:ALA:N	2.53	0.41
31:j3:84:CYS:O	33:j3:201:CYC:HBC1	2.19	0.41

Continued on next page...

Continued from previous page...

Atom-1	Atom-2	Interatomic distance (Å)	Clash overlap (Å)
1:B3:222:LEU:HA	1:B3:222:LEU:HD22	1.74	0.41
3:Z4:91:LEU:HD12	3:Z4:104:ILE:HA	2.02	0.41
5:b4:20:ARG:HD3	2:C4:744:THR:HB	2.01	0.41
2:B4:786:ASN:HD21	4:P4:115:THR:HG21	1.85	0.41
2:C4:332:ARG:NH2	2:C4:393:ASP:OD1	2.47	0.41
2:C4:717:MET:N	2:C4:717:MET:SD	2.93	0.41
4:R4:96:MET:HE3	4:R4:96:MET:HB3	1.84	0.41
1:B5:38:PRO:HG2	1:B5:43:TRP:CE2	2.55	0.41
31:d5:3:THR:HB	31:d5:4:PRO:HD3	2.03	0.41
31:f5:88:ILE:HG13	33:f5:201:CYC:HBC1	2.02	0.41
32:g5:64:PRO:CD	32:g5:65:GLN:N	2.82	0.41
31:b6:2:LYS:HG2	31:b6:7:GLU:OE2	2.20	0.41
32:m6:64:PRO:CD	32:m6:65:GLN:N	2.83	0.41
31:b7:88:ILE:HG13	33:b7:201:CYC:HBC1	2.02	0.41
33:g7:201:CYC:HMC1	33:g7:201:CYC:HBC2	2.01	0.41
32:i7:59:LEU:CD1	32:i7:130:GLY:CA	2.90	0.41
32:m7:64:PRO:CD	32:m7:65:GLN:N	2.82	0.41
1:B8:209:GLN:O	1:B8:209:GLN:CG	2.68	0.41
31:b8:24:ILE:CB	33:c8:202:CYC:HBB1	2.43	0.41
31:b8:88:ILE:HG13	33:b8:201:CYC:HBC1	2.02	0.41
32:c8:64:PRO:CD	32:c8:65:GLN:N	2.82	0.41
32:c8:102:ALA:HB2	32:c8:166:ARG:NH1	2.35	0.41
31:d8:3:THR:HB	31:d8:4:PRO:HD3	2.03	0.41
32:i8:69:PRO:O	32:i8:69:PRO:CD	2.66	0.41
32:m8:64:PRO:CD	32:m8:65:GLN:N	2.82	0.41
31:f9:88:ILE:HG13	33:f9:201:CYC:HBC1	2.02	0.41
31:h9:149:GLU:C	31:h9:152:SER:HG	2.19	0.41
1:B9:38:PRO:HG2	1:B9:43:TRP:CE2	2.55	0.41
1:B9:206:PHE:N	1:B9:206:PHE:CD1	2.88	0.41
31:jA:24:ILE:HD11	32:kA:42:ASN:CG	2.43	0.41
4:xB:39:ARG:HE	4:xB:39:ARG:HB2	1.65	0.41
33:jC:202:CYC:HBC2	33:jC:202:CYC:HMC1	2.01	0.41
32:kC:35:ASN:O	32:kC:36:LYS:C	2.63	0.41
36:aD:406:CLA:H11	39:aD:407:LMG:H111	2.01	0.41
8:cD:70:GLU:O	44:cD:517:DGD:O4E	2.34	0.41
6:aE:25:ASN:OD1	6:aE:25:ASN:N	2.52	0.41
37:aE:408:PL9:H421	37:aE:408:PL9:H401	1.69	0.41
7:bE:170:ASP:N	7:bE:170:ASP:OD1	2.52	0.41
8:cE:381:GLU:OE1	8:cE:385:HIS:NE2	2.53	0.41
18:oE:239:THR:HG22	18:oE:267:ARG:HA	2.02	0.41
4:eF:80:ALA:O	4:eF:84:ASP:N	2.51	0.41

Continued on next page...

Continued from previous page...

Atom-1	Atom-2	Interatomic distance (Å)	Clash overlap (Å)
5:8G:5:LYS:HB3	5:8G:54:GLU:HB2	2.02	0.41
5:8G:36:TRP:O	5:8G:40:GLN:N	2.51	0.41
31:bH:2:LYS:HG2	31:bH:7:GLU:OE2	2.20	0.41
32:cH:102:ALA:HB2	32:cH:166:ARG:NH1	2.35	0.41
32:eH:64:PRO:CD	32:eH:65:GLN:N	2.82	0.41
31:lH:88:ILE:HG13	33:lH:201:CYC:HBC1	2.02	0.41
31:fI:26:VAL:HG22	31:jI:26:VAL:HG22	2.01	0.41
32:gI:69:PRO:O	32:gI:69:PRO:CD	2.66	0.41
31:jI:88:ILE:HG13	33:jI:201:CYC:HBC1	2.02	0.41
32:kI:102:ALA:HB2	32:kI:166:ARG:NH1	2.35	0.41
32:gJ:69:PRO:O	32:gJ:69:PRO:CD	2.66	0.41
3:dK:133:MET:HE3	3:dK:133:MET:HB2	1.89	0.41
29:gK:153:LEU:O	29:gK:153:LEU:CG	2.68	0.41
3:kK:83:ARG:HE	3:kK:83:ARG:HB2	1.69	0.41
30:mK:31:LYS:HE3	30:mK:31:LYS:HB2	1.84	0.41
30:mK:40:VAL:HG11	30:mK:97:LEU:HD11	2.02	0.41
4:nK:134:LYS:NZ	4:nK:154:ASP:OD2	2.49	0.41
4:5L:21:ALA:HA	4:5L:24:ILE:HD12	2.02	0.41
1:BA:203:VAL:HG22	1:BA:205:ARG:HG2	2.02	0.41
1:BA:226:LYS:HB3	1:BA:226:LYS:HZ3	1.74	0.41
2:BB:65:GLU:O	2:BB:82:LEU:HD21	2.20	0.41
2:BB:412:LEU:HD22	2:BB:422:TRP:HH2	1.85	0.41
2:CB:155:TYR:N	8:cD:10:LEU:CD2	2.83	0.41
3:SB:130:VAL:O	3:SB:134:LYS:N	2.52	0.41
4:TB:107:ARG:HA	5:UB:44:MET:HG2	2.02	0.41
33:TB:201:CYC:O1A	5:UB:33:TYR:OH	2.38	0.41
3:XB:69:GLY:HA3	3:oB:63:PRO:HD2	2.01	0.41
1:BC:237:ARG:HE	32:cI:165:ASP:HB2	1.85	0.41
6:AD:167:SER:HB2	8:CD:344:ARG:HB3	2.01	0.41
6:AD:334:ARG:NH1	18:OD:186:ASP:O	2.53	0.41
36:BD:612:CLA:H72	36:BD:612:CLA:H111	1.81	0.41
8:CD:192:ASN:N	40:CD:521:LMT:C2	2.83	0.41
8:CD:328:LEU:HD12	8:CD:336:ILE:HG22	2.03	0.41
8:CD:391:ILE:HD13	8:CD:391:ILE:HA	1.92	0.41
9:DD:209:LEU:HD22	45:DD:403:PHO:ND	2.36	0.41
38:LD:102:SQD:O8	16:lD:9:LYS:CD	2.35	0.41
18:OD:58:ILE:HD12	18:OD:166:THR:HG22	2.01	0.41
18:OD:146:PHE:HB2	18:OD:249:GLU:HB3	2.01	0.41
6:AE:27:ARG:HB3	38:AE:407:SQD:H45	2.01	0.41
6:AE:27:ARG:NH1	9:DE:254:SER:O	2.45	0.41
6:AE:210:LEU:O	6:AE:214:MET:N	2.52	0.41

Continued on next page...

Continued from previous page...

Atom-1	Atom-2	Interatomic distance (Å)	Clash overlap (Å)
7:BE:485:ASP:OD1	7:BE:485:ASP:N	2.45	0.41
36:BE:602:CLA:H42	44:HE:102:DGD:HB41	2.02	0.41
8:CE:328:LEU:HD12	8:CE:336:ILE:HG22	2.02	0.41
8:CE:393:SER:HB3	8:CE:405:ASN:HB2	2.00	0.41
9:DE:21:TRP:HD1	9:DE:22:LEU:HG	1.84	0.41
12:HE:31:MET:HE3	12:HE:31:MET:HB3	1.95	0.41
24:VE:117:HIS:ND1	24:VE:118:PRO:O	2.46	0.41
3:LF:87:TYR:HB3	33:LF:201:CYC:HBB3	2.03	0.41
4:YF:81:CYS:HA	33:YF:201:CYC:HAC1	1.24	0.41
3:AG:34:GLU:O	3:AG:38:ARG:NH1	2.42	0.41
4:JG:3:ASP:OD1	4:JG:4:ALA:N	2.53	0.41
4:JG:60:LEU:HB3	4:JG:72:MET:HE1	2.02	0.41
33:JG:201:CYC:HB	33:JG:201:CYC:HMA1	1.84	0.41
33:MG:201:CYC:HAA2	33:MG:201:CYC:HHA	1.79	0.41
3:TG:154:ASP:N	3:TG:154:ASP:OD1	2.52	0.41
1:BH:23:VAL:HG22	31:fH:112:ILE:HG22	2.03	0.41
1:BI:195:PRO:HG3	32:gI:72:ASN:CA	2.35	0.41
1:BJ:38:PRO:HG2	1:BJ:43:TRP:CE2	2.55	0.41
3:GL:69:GLY:HA2	3:fK:56:ASN:HA	2.02	0.41
3:IL:43:MET:HE2	3:IL:153:PHE:HZ	1.84	0.41
3:NL:73:TYR:CE1	1:B5:195:PRO:O	2.73	0.41
30:VL:7:VAL:HG22	30:VL:22:GLU:OE1	2.20	0.41
30:VL:87:TRP:CD1	30:VL:90:ARG:HH21	2.38	0.41
6:A1:27:ARG:HB3	38:A1:407:SQD:H45	2.01	0.41
8:C1:122:ARG:HA	8:C1:122:ARG:HD2	1.92	0.41
8:C1:133:PHE:O	8:C1:133:PHE:HD1	2.03	0.41
8:C1:328:LEU:HD12	8:C1:336:ILE:HG22	2.03	0.41
8:C1:390:SER:OG	8:C1:394:VAL:CA	2.68	0.41
43:C1:519:BCR:H391	15:K1:35:ALA:HB2	2.02	0.41
18:O1:79:PHE:HD1	18:O1:97:ARG:HH21	1.69	0.41
18:O1:227:HIS:N	18:O1:241:GLU:O	2.51	0.41
7:b1:55:MET:HE3	7:b1:63:MET:HE2	2.01	0.41
7:b1:103:LEU:O	7:b1:107:LEU:N	2.52	0.41
36:c1:506:CLA:CBA	13:i1:23:PHE:CE2	2.93	0.41
9:d1:93:TRP:HA	9:d1:99:TRP:CD1	2.55	0.41
9:d1:99:TRP:CD1	25:x1:7:ASN:OD1	2.73	0.41
32:c2:3:ASP:N	32:c2:6:THR:OG1	2.38	0.41
32:c2:14:THR:HG23	1:B3:230:ARG:NH1	2.35	0.41
31:l2:78:GLN:NE2	31:jH:62:LYS:CG	2.82	0.41
1:B2:231:PRO:CA	3:O4:52:LYS:NZ	2.80	0.41
31:b3:2:LYS:HG2	31:b3:7:GLU:OE2	2.20	0.41

Continued on next page...

Continued from previous page...

Atom-1	Atom-2	Interatomic distance (Å)	Clash overlap (Å)
31:b3:84:CYS:O	33:b3:201:CYC:HBC1	2.19	0.41
1:B3:203:VAL:HG22	1:B3:205:ARG:HG2	2.02	0.41
3:y4:102:THR:C	3:y4:106:GLU:OE2	2.56	0.41
2:B4:120:ARG:HD3	2:B4:120:ARG:C	2.44	0.41
2:B4:507:SER:OG	2:B4:508:ASN:N	2.53	0.41
2:B4:512:ARG:HD2	2:B4:665:ALA:HB2	2.02	0.41
2:C4:35:LEU:HD13	4:hF:97:LEU:HD12	2.01	0.41
4:R4:47:ASN:HB2	4:R4:50:ASN:HB3	2.02	0.41
31:b5:84:CYS:O	33:b5:201:CYC:HBC1	2.19	0.41
31:d5:88:ILE:HG13	33:d5:201:CYC:HBC1	2.02	0.41
32:m5:102:ALA:HB2	32:m5:166:ARG:NH1	2.35	0.41
33:g6:201:CYC:HMC1	33:g6:201:CYC:HBC2	2.01	0.41
32:c7:102:ALA:HB2	32:c7:166:ARG:NH1	2.35	0.41
31:d7:149:GLU:C	31:d7:152:SER:HG	2.19	0.41
32:e7:64:PRO:CD	32:e7:65:GLN:N	2.82	0.41
33:g8:201:CYC:HMC1	33:g8:201:CYC:HBC2	2.01	0.41
32:m8:3:ASP:N	32:m8:6:THR:OG1	2.38	0.41
32:c9:3:ASP:N	32:c9:6:THR:OG1	2.38	0.41
33:g9:201:CYC:HMB1	31:j9:148:VAL:HG12	2.02	0.41
32:iA:3:ASP:N	32:iA:6:THR:OG1	2.38	0.41
32:mA:59:LEU:CD1	32:mA:130:GLY:CA	2.90	0.41
32:mA:102:ALA:HB2	32:mA:166:ARG:NH1	2.35	0.41
3:sB:53:GLU:H	3:sB:53:GLU:HG3	1.74	0.41
3:uB:71:ASN:OD1	3:uB:71:ASN:N	2.53	0.41
4:pB:58:LYS:HE2	4:pB:58:LYS:HB3	1.89	0.41
31:dC:84:CYS:O	33:dC:201:CYC:HBC1	2.20	0.41
32:eC:150:PRO:O	32:eC:150:PRO:CD	2.66	0.41
32:gC:59:LEU:CD2	32:gC:130:GLY:HA2	2.45	0.41
32:kC:69:PRO:O	32:kC:69:PRO:CD	2.66	0.41
32:mC:64:PRO:CD	32:mC:65:GLN:N	2.82	0.41
6:aD:63:ILE:HG21	8:cD:322:THR:HB	2.02	0.41
7:bD:73:GLN:O	7:bD:92:SER:HA	2.21	0.41
8:cD:381:GLU:OE1	8:cD:385:HIS:NE2	2.53	0.41
9:dD:93:TRP:HA	9:dD:99:TRP:CD1	2.55	0.41
36:dD:406:CLA:H41	36:dD:406:CLA:H62	1.89	0.41
18:oD:187:PRO:HD2	18:oD:191:GLY:H	1.85	0.41
6:aE:210:LEU:O	6:aE:214:MET:N	2.51	0.41
7:bE:247:PHE:HB2	36:dE:403:CLA:HBC1	2.02	0.41
7:bE:368:VAL:HB	7:bE:381:ILE:HG12	2.01	0.41
9:dE:93:TRP:HB3	9:dE:99:TRP:CZ2	2.55	0.41
45:dE:402:PHO:HMA1	36:dE:405:CLA:H51	2.03	0.41

Continued on next page...

Continued from previous page...

Atom-1	Atom-2	Interatomic distance (Å)	Clash overlap (Å)
43:dE:407:BCR:H19C	39:dE:411:LMG:H351	2.02	0.41
10:eE:55:TYR:O	10:eE:60:ARG:NH2	2.50	0.41
18:oE:82:GLU:HB2	18:oE:259:LYS:HB2	2.01	0.41
4:nF:3:ASP:H	4:nF:6:THR:HG1	1.68	0.41
4:nF:39:ARG:NH2	3:6G:141:LEU:O	2.53	0.41
4:5G:118:SER:O	5:8G:49:LYS:NZ	2.52	0.41
33:cH:202:CYC:HMB3	31:hH:148:VAL:CG1	2.46	0.41
32:cI:102:ALA:HB2	32:cI:166:ARG:NH1	2.35	0.41
31:dI:88:ILE:HG13	33:dI:201:CYC:HBC1	2.02	0.41
32:gI:3:ASP:N	32:gI:6:THR:OG1	2.38	0.41
32:cJ:69:PRO:O	32:cJ:69:PRO:CD	2.66	0.41
31:hJ:88:ILE:HG13	33:hJ:201:CYC:HBC1	2.02	0.41
33:3K:101:CYC:HAB1	4:lK:108:VAL:HG13	2.02	0.41
2:BB:157:PRO:CB	7:BD:126:PRO:O	2.67	0.41
2:BB:402:GLY:HA3	5:2L:23:GLN:HE21	1.85	0.41
2:BB:852:ILE:HD12	2:BB:852:ILE:HA	1.87	0.41
2:CB:500:ALA:HB3	2:CB:503:ASP:HB2	2.01	0.41
2:CB:721:LEU:HD11	4:xB:154:ASP:CA	2.48	0.41
3:QB:142:SER:OG	3:QB:145:ASP:OD2	2.32	0.41
4:TB:17:LYS:H	4:TB:17:LYS:HG2	1.74	0.41
5:UB:14:THR:OG1	5:UB:15:ARG:N	2.53	0.41
3:ZB:91:LEU:HD12	3:ZB:104:ILE:HA	2.02	0.41
43:ID:102:BCR:H11C	43:ID:102:BCR:H341	1.88	0.41
18:OD:79:PHE:HD1	18:OD:97:ARG:HH21	1.69	0.41
43:ZD:101:BCR:H23C	43:ZD:101:BCR:H20C	1.92	0.41
6:AE:38:ILE:HD13	6:AE:38:ILE:HA	1.95	0.41
7:BE:55:MET:HE3	7:BE:63:MET:HE2	2.01	0.41
8:CE:60:SER:N	15:KE:10:LEU:CD2	2.59	0.41
43:ZE:102:BCR:H351	43:ZE:102:BCR:H15C	1.81	0.41
4:MF:108:VAL:HG13	4:MF:112:LEU:CD1	2.50	0.41
3:XF:41:GLU:O	3:XF:45:GLY:N	2.46	0.41
4:YF:76:ARG:CD	2:C4:489:LYS:CE	2.88	0.41
3:AG:90:ARG:NH2	4:1G:17:LYS:O	2.53	0.41
3:AG:150:GLY:HA2	3:AG:153:PHE:HB2	2.02	0.41
28:BG:123:LEU:HD22	4:JG:134:LYS:CE	2.43	0.41
3:GG:83:ARG:HH22	33:GG:201:CYC:HBA2	1.85	0.41
3:KG:131:ARG:NH2	4:7G:50:ASN:OD1	2.48	0.41
4:MG:65:ILE:HD12	4:MG:65:ILE:HA	1.92	0.41
28:EK:113:GLU:CA	4:hK:35:GLU:HG2	2.41	0.41
3:LK:87:TYR:HB3	33:LK:201:CYC:HBB3	2.03	0.41
29:QL:10:LYS:HG2	29:QL:14:ILE:HG23	2.02	0.41

Continued on next page...

Continued from previous page...

Atom-1	Atom-2	Interatomic distance (Å)	Clash overlap (Å)
30:VL:7:VAL:HG13	30:VL:22:GLU:OE1	2.20	0.41
6:A1:304:HIS:NE2	24:V1:154:GLN:NE2	2.67	0.41
7:B1:18:ARG:NH1	16:L1:6:ASN:OD1	2.54	0.41
36:B1:602:CLA:H42	44:H1:102:DGD:HB41	2.02	0.41
8:C1:59:VAL:CG1	15:K1:10:LEU:CD2	2.29	0.41
8:C1:327:TYR:O	8:C1:339:GLY:N	2.48	0.41
13:I1:21:PHE:HA	13:I1:24:LEU:HB2	2.01	0.41
18:O1:239:THR:HG22	18:O1:267:ARG:HA	2.02	0.41
24:V1:43:THR:OG1	24:V1:44:ALA:N	2.53	0.41
6:a1:32:TRP:CZ2	13:i1:22:GLY:HA2	2.56	0.41
6:a1:237:TYR:OH	9:d1:264:LYS:N	2.53	0.41
42:a1:412:LHG:HC42	9:d1:232:PHE:CE1	2.55	0.41
7:b1:304:LYS:HE2	7:b1:304:LYS:HB3	1.83	0.41
36:c1:510:CLA:H91	36:c1:510:CLA:H111	1.91	0.41
18:o1:88:ARG:O	18:o1:90:GLU:N	2.53	0.41
27:z1:35:GLN:N	27:z1:35:GLN:OE1	2.53	0.41
32:c2:38:LEU:CD2	32:c2:98:PHE:HA	2.50	0.41
32:c2:151:GLY:HA3	33:c2:202:CYC:HMD2	1.91	0.41
31:j2:88:ILE:HG13	33:j2:201:CYC:HBC1	2.02	0.41
32:m2:64:PRO:CD	32:m2:65:GLN:N	2.83	0.41
1:B2:238:VAL:HG11	3:O4:80:THR:HG23	2.02	0.41
31:d3:88:ILE:HG13	33:d3:201:CYC:HBC1	2.02	0.41
31:f3:112:ILE:CG2	1:B3:23:VAL:HG21	2.51	0.41
3:V4:3:ILE:O	3:V4:7:SER:OG	2.36	0.41
3:u4:62:ARG:HA	3:u4:62:ARG:HD3	1.81	0.41
4:v4:154:ASP:O	4:v4:158:SER:N	2.47	0.41
4:r4:10:ASN:ND2	2:C4:911:ASN:O	2.53	0.41
2:B4:583:ILE:HD13	4:1G:83:ARG:NH2	2.30	0.41
1:B5:48:TRP:CH2	1:B5:52:ARG:HD2	2.54	0.41
1:B5:226:LYS:HB2	3:4L:66:VAL:HG11	2.01	0.41
32:g5:154:SER:OG	32:g5:155:ALA:N	2.53	0.41
31:h5:84:CYS:O	33:h5:201:CYC:HBC1	2.19	0.41
32:i5:69:PRO:O	32:i5:69:PRO:CD	2.66	0.41
32:m5:64:PRO:CD	32:m5:65:GLN:N	2.82	0.41
31:d6:84:CYS:O	33:d6:201:CYC:HBC1	2.20	0.41
32:i7:64:PRO:CD	32:i7:65:GLN:N	2.82	0.41
32:m7:69:PRO:O	32:m7:69:PRO:CD	2.66	0.41
1:B7:215:ALA:HB3	3:oB:79:ALA:CB	2.31	0.41
1:B8:233:ASN:N	1:B8:233:ASN:ND2	2.65	0.41
33:e8:202:CYC:CBD	33:e8:202:CYC:CHA	2.86	0.41
31:f8:84:CYS:O	33:f8:201:CYC:HBC1	2.19	0.41

Continued on next page...

Continued from previous page...

Atom-1	Atom-2	Interatomic distance (Å)	Clash overlap (Å)
31:b9:24:ILE:CB	33:c9:202:CYC:HBB1	2.43	0.41
32:c9:38:LEU:CD2	32:c9:98:PHE:HA	2.50	0.41
31:h9:42:LYS:HG3	32:i9:24:ILE:HD13	1.98	0.41
32:m9:40:SER:O	32:m9:44:ILE:HG13	2.21	0.41
31:bA:88:ILE:HG13	33:bA:201:CYC:HBC1	2.02	0.41
31:fA:26:VAL:HG22	31:jA:26:VAL:HG22	2.01	0.41
31:fA:84:CYS:O	33:fA:201:CYC:HBC1	2.19	0.41
32:kA:102:ALA:HB2	32:kA:166:ARG:NH1	2.35	0.41
8:cD:191:LEU:HD22	8:cD:191:LEU:O	2.20	0.41
9:dD:93:TRP:HB3	9:dD:99:TRP:CZ2	2.55	0.41
9:dD:188:PHE:O	9:dD:294:ARG:NH1	2.54	0.41
18:oD:82:GLU:HB2	18:oD:259:LYS:HB2	2.01	0.41
36:bE:608:CLA:H52	43:bE:618:BCR:H321	2.03	0.41
9:dE:188:PHE:O	9:dE:294:ARG:NH1	2.54	0.41
18:oE:222:LYS:HB3	18:oE:223:PHE:H	1.75	0.41
4:cF:96:MET:HE2	4:cF:96:MET:HB2	1.93	0.41
29:gF:10:LYS:HG2	29:gF:14:ILE:HG23	2.02	0.41
3:kF:117:LYS:HE3	3:kF:117:LYS:HB2	1.89	0.41
30:mF:7:VAL:HG22	30:mF:22:GLU:OE1	2.20	0.41
30:mF:87:TRP:CD1	30:mF:90:ARG:HH21	2.38	0.41
4:5G:126:THR:HB	33:5G:201:CYC:HMC1	2.02	0.41
3:6G:119:LEU:HD23	3:6G:119:LEU:HA	1.91	0.41
32:cH:36:LYS:O	32:cH:37:ARG:C	2.63	0.41
32:cH:38:LEU:CD2	32:cH:98:PHE:HA	2.51	0.41
31:hH:42:LYS:HG3	32:iH:24:ILE:HD13	1.98	0.41
32:cI:64:PRO:CD	32:cI:65:GLN:N	2.82	0.41
31:lI:78:GLN:NE2	31:jJ:61:ASN:CB	2.84	0.41
32:mJ:69:PRO:O	32:mJ:69:PRO:CD	2.66	0.41
3:dK:46:ALA:HB1	3:dK:49:ARG:HB3	2.02	0.41
5:3K:63:ASN:ND2	4:nK:73:TYR:OH	2.53	0.41
4:lK:63:SER:OG	4:lK:64:ASP:N	2.52	0.41
3:4L:35:ARG:HG2	3:4L:38:ARG:HH21	1.85	0.41
1:BA:22:GLU:CA	31:fA:113:ALA:HB1	2.40	0.41
2:BB:280:MET:HE1	2:BB:321:LYS:HA	2.02	0.41
2:CB:84:PHE:HZ	2:CB:157:PRO:HB3	1.85	0.41
2:CB:441:PHE:O	2:CB:445:PHE:N	2.49	0.41
3:SB:112:VAL:HA	3:SB:115:MET:HB3	2.01	0.41
3:XB:82:LEU:HD23	1:B7:235:VAL:N	2.31	0.41
1:BC:38:PRO:HG2	1:BC:43:TRP:CE2	2.55	0.41
6:AD:234:ASN:ND2	9:DD:266:TRP:HB2	2.34	0.41
6:AD:304:HIS:NE2	24:VD:154:GLN:NE2	2.67	0.41

Continued on next page...

Continued from previous page...

Atom-1	Atom-2	Interatomic distance (Å)	Clash overlap (Å)
7:BD:42:LEU:CD1	7:BD:94:GLU:HG2	2.50	0.41
43:CD:519:BCR:H391	15:KD:35:ALA:HB2	2.02	0.41
18:OD:142:GLU:OE1	7:bD:76:GLY:HA2	2.16	0.41
25:XD:12:LEU:HD12	36:XD:101:CLA:H111	2.02	0.41
36:AE:405:CLA:H111	37:AE:406:PL9:H203	2.02	0.41
36:BE:606:CLA:H52	43:BE:617:BCR:H321	2.03	0.41
8:CE:384:THR:OG1	24:VE:64:GLN:O	2.34	0.41
9:DE:266:TRP:HA	9:DE:269:PHE:HB3	2.03	0.41
18:OE:76:THR:HA	18:OE:264:VAL:HG11	2.02	0.41
25:XE:12:LEU:HD12	36:XE:101:CLA:H111	2.02	0.41
3:XF:83:ARG:HB2	1:BH:211:LYS:CD	2.49	0.41
3:ZF:52:LYS:HB3	3:ZF:52:LYS:HE2	1.91	0.41
3:NG:84:ASP:CG	33:NG:201:CYC:HHB	2.46	0.41
1:BH:37:MET:HE1	32:kH:111:ASN:HB2	2.02	0.41
1:BI:21:TYR:CD2	31:fI:117:GLU:OE1	2.73	0.41
1:BI:189:ARG:O	1:BI:189:ARG:HG2	2.20	0.41
1:BJ:187:TYR:HE1	32:cJ:111:ASN:OD1	1.99	0.41
1:BJ:217:ASP:N	1:BJ:218:PRO:CD	2.83	0.41
1:BJ:220:ASN:OD1	1:BJ:220:ASN:N	2.52	0.41
4:IK:24:ILE:HA	4:IK:27:LEU:HD12	2.01	0.41
4:IK:67:ARG:HH22	1:B8:238:VAL:CG1	1.83	0.41
3:JK:52:LYS:NZ	1:B8:229:SER:N	2.67	0.41
28:BL:139:MET:CG	28:BL:140:PHE:N	2.83	0.41
3:IL:101:VAL:HG12	3:IL:155:TYR:HE2	1.69	0.41
4:JL:76:ARG:CZ	3:KL:112:VAL:HB	2.50	0.41
29:QL:84:ARG:NH2	33:QL:201:CYC:O2A	2.53	0.41
30:VL:36:ARG:O	30:VL:40:VAL:HG23	2.21	0.41
30:VL:156:ILE:H	30:VL:156:ILE:HG12	1.67	0.41
6:A1:218:LEU:HA	6:A1:221:SER:HB2	2.02	0.41
7:B1:409:LYS:HE2	7:B1:409:LYS:HB3	1.86	0.41
36:B1:606:CLA:H52	43:B1:617:BCR:H321	2.02	0.41
9:D1:53:THR:HA	9:D1:67:TYR:HB2	2.03	0.41
9:D1:188:PHE:O	9:D1:294:ARG:NH1	2.54	0.41
43:X1:102:BCR:H19C	43:X1:102:BCR:H16C	1.81	0.41
7:b1:133:LEU:HA	12:h1:15:ASN:HD21	1.85	0.41
36:c1:511:CLA:H122	36:c1:511:CLA:H8	1.81	0.41
9:d1:266:TRP:HA	9:d1:269:PHE:HB3	2.03	0.41
43:h1:105:BCR:H15C	43:h1:105:BCR:H351	1.70	0.41
14:j1:11:LEU:O	14:j1:14:THR:OG1	2.38	0.41
15:k1:23:ILE:CD1	26:y1:72:LEU:CB	2.99	0.41
18:o1:79:PHE:HD1	18:o1:97:ARG:HH21	1.69	0.41

Continued on next page...

Continued from previous page...

Atom-1	Atom-2	Interatomic distance (Å)	Clash overlap (Å)
24:v1:47:SER:OG	24:v1:50:GLU:OE2	2.32	0.41
32:c2:36:LYS:O	32:c2:37:ARG:C	2.63	0.41
31:d2:3:THR:HB	31:d2:4:PRO:HD3	2.03	0.41
31:f2:88:ILE:HG13	33:f2:201:CYC:HBC1	2.02	0.41
31:h2:3:THR:HB	31:h2:4:PRO:HD3	2.03	0.41
32:k2:111:ASN:HB2	1:B2:37:MET:HE1	2.02	0.41
1:B3:38:PRO:HG2	1:B3:43:TRP:CE2	2.55	0.41
4:a4:107:ARG:HH12	5:b4:45:LYS:HD3	1.84	0.41
3:s4:141:LEU:HB3	3:s4:145:ASP:HB2	2.02	0.41
4:v4:149:MET:HE3	4:v4:149:MET:HB3	1.85	0.41
3:o4:23:LEU:CG	4:p4:38:VAL:HG22	2.48	0.41
3:o4:73:TYR:H	3:o4:77:MET:HB3	1.83	0.41
3:q4:83:ARG:NE	33:q4:201:CYC:O2A	2.53	0.41
4:r4:109:LEU:HD21	4:r4:156:ILE:HG23	2.02	0.41
2:C4:84:PHE:HZ	2:C4:157:PRO:HB3	1.85	0.41
32:c5:38:LEU:CD2	32:c5:98:PHE:HA	2.50	0.41
31:j5:84:CYS:O	33:j5:201:CYC:HBC1	2.19	0.41
32:e6:150:PRO:O	32:e6:150:PRO:CD	2.66	0.41
32:g6:69:PRO:O	32:g6:69:PRO:CD	2.66	0.41
31:j7:3:THR:HB	31:j7:4:PRO:HD3	2.03	0.41
1:B8:48:TRP:CH2	31:f8:16:GLY:HA3	2.56	0.41
32:k8:150:PRO:O	32:k8:150:PRO:CD	2.65	0.41
32:m8:59:LEU:CD2	32:m8:130:GLY:HA2	2.45	0.41
31:f9:113:ALA:HB2	1:B9:23:VAL:H	1.85	0.41
32:cA:102:ALA:HB2	32:cA:166:ARG:NH1	2.36	0.41
31:hA:88:ILE:HG13	33:hA:201:CYC:HBC1	2.02	0.41
31:jA:3:THR:HB	31:jA:4:PRO:HD3	2.03	0.41
33:jA:202:CYC:HMD2	32:kA:151:GLY:N	2.33	0.41
32:kA:59:LEU:CD2	32:kA:130:GLY:HA2	2.44	0.41
31:bC:88:ILE:HG13	33:bC:201:CYC:HBC1	2.02	0.41
6:aD:32:TRP:CZ2	13:iD:22:GLY:HA2	2.56	0.41
43:bD:618:BCR:H20C	43:bD:618:BCR:H361	1.90	0.41
9:dD:266:TRP:HA	9:dD:269:PHE:HB3	2.03	0.41
15:kD:23:ILE:CD1	26:yD:72:LEU:CB	2.99	0.41
24:vD:43:THR:OG1	24:vD:44:ALA:N	2.53	0.41
7:bE:73:GLN:O	7:bE:92:SER:HA	2.21	0.41
43:bE:617:BCR:H351	43:bE:617:BCR:H15C	1.82	0.41
44:cE:516:DGD:HB62	44:cE:516:DGD:HB31	1.94	0.41
9:dE:93:TRP:HA	9:dE:99:TRP:CD1	2.55	0.41
9:dE:99:TRP:CD1	25:xE:7:ASN:OD1	2.73	0.41
18:oE:76:THR:HA	18:oE:264:VAL:HG11	2.02	0.41

Continued on next page...

Continued from previous page...

Atom-1	Atom-2	Interatomic distance (Å)	Clash overlap (Å)
18:oE:88:ARG:HB3	18:oE:89:GLN:H	1.71	0.41
3:kF:128:GLU:OE1	3:kF:131:ARG:NH1	2.43	0.41
4:lF:149:MET:HE2	4:lF:149:MET:HB2	1.90	0.41
31:bH:84:CYS:O	33:bH:201:CYC:HBC1	2.19	0.41
31:dH:88:ILE:HG13	33:dH:201:CYC:HBC1	2.02	0.41
31:fH:84:CYS:O	33:fH:201:CYC:HBC1	2.19	0.41
31:fH:149:GLU:OE2	33:jH:202:CYC:CAB	2.51	0.41
32:gH:69:PRO:O	32:gH:69:PRO:CD	2.66	0.41
31:bI:88:ILE:HG13	33:bI:201:CYC:HBC1	2.02	0.41
32:cI:38:LEU:CD2	32:cI:98:PHE:HA	2.51	0.41
32:cI:113:LEU:C	32:cI:116:THR:HG1	2.25	0.41
31:jI:3:THR:HB	31:jI:4:PRO:HD3	2.03	0.41
32:kJ:102:ALA:HB2	32:kJ:166:ARG:NH1	2.35	0.41
4:cK:26:LYS:HB2	4:cK:26:LYS:HE3	1.82	0.41
3:dK:3:ILE:O	3:dK:7:SER:N	2.54	0.41
29:gK:45:THR:HA	29:gK:48:ALA:HB2	2.02	0.41
4:hK:29:ALA:O	4:hK:33:THR:OG1	2.35	0.41
3:kK:99:GLY:O	3:kK:152:TYR:OH	2.31	0.41
4:lK:3:ASP:N	4:lK:6:THR:OG1	2.53	0.41
4:lK:96:MET:HE1	4:lK:149:MET:HA	2.02	0.41
30:mK:7:VAL:HG13	30:mK:22:GLU:OE1	2.20	0.41
30:mK:87:TRP:CD1	30:mK:90:ARG:HH21	2.38	0.41
2:BB:364:ARG:HD3	2:BB:410:ARG:HH22	1.86	0.41
2:BB:608:MET:HE3	2:BB:608:MET:HB2	1.91	0.41
2:BB:630:PRO:HG2	2:BB:678:THR:HG23	2.03	0.41
2:CB:507:SER:OG	2:CB:508:ASN:N	2.53	0.41
2:CB:898:ASP:HB2	4:pB:110:ASN:HD21	1.85	0.41
2:CB:909:LEU:HD23	2:CB:909:LEU:HA	1.87	0.41
2:CB:911:ASN:O	4:rB:10:ASN:ND2	2.53	0.41
3:VB:8:ILE:HD13	3:VB:8:ILE:HA	1.94	0.41
4:YB:127:VAL:HG13	4:YB:157:CYS:HB2	2.03	0.41
3:ZB:51:ILE:HG22	3:ZB:82:LEU:HD12	2.01	0.41
6:AD:140:ARG:HA	6:AD:141:PRO:HD3	1.94	0.41
6:AD:218:LEU:HA	6:AD:221:SER:HB2	2.01	0.41
7:BD:12:VAL:HG11	7:BD:22:VAL:HG11	2.03	0.41
7:BD:368:VAL:HB	7:BD:381:ILE:HG12	2.01	0.41
36:CD:509:CLA:H192	36:CD:509:CLA:H162	1.95	0.41
9:DD:53:THR:HA	9:DD:67:TYR:HB2	2.03	0.41
14:JD:6:LYS:CB	14:JD:6:LYS:NZ	2.73	0.41
39:AE:408:LMG:C28	7:bE:90:ILE:CD1	2.90	0.41
7:BE:12:VAL:HG11	7:BE:22:VAL:HG11	2.03	0.41

Continued on next page...

Continued from previous page...

Atom-1	Atom-2	Interatomic distance (Å)	Clash overlap (Å)
7:BE:16:PRO:HG2	7:BE:123:PHE:HB3	2.03	0.41
8:CE:18:THR:HG21	8:CE:28:ARG:HG3	2.03	0.41
8:CE:133:PHE:CZ	8:CE:150:TYR:CZ	3.08	0.41
44:CE:518:DGD:HB61	39:CE:520:LMG:H372	2.01	0.41
18:OE:72:CYS:HB3	18:OE:73:LEU:HG	2.01	0.41
3:AG:91:LEU:HD21	3:AG:107:ILE:HB	2.03	0.41
3:AG:100:ASP:O	3:AG:152:TYR:OH	2.36	0.41
28:BG:113:GLU:HG3	4:MG:36:LEU:CG	2.45	0.41
3:IG:51:ILE:HD11	3:IG:86:ASP:HA	2.03	0.41
4:JG:3:ASP:O	4:JG:7:SER:N	2.54	0.41
4:LG:112:LEU:HD13	4:LG:112:LEU:HA	1.91	0.41
3:NG:20:PRO:HD2	3:RG:101:VAL:HG21	2.03	0.41
30:VG:87:TRP:CD1	30:VG:90:ARG:HH21	2.38	0.41
4:WG:107:ARG:HH12	5:2G:45:LYS:HD3	1.85	0.41
1:BJ:48:TRP:CH2	31:fJ:16:GLY:HA3	2.56	0.41
28:EK:136:ASN:ND2	29:gK:63:LEU:CD2	2.82	0.41
28:EK:142:ASP:O	28:EK:146:GLN:HB3	2.21	0.41
4:IK:110:ASN:OD1	4:IK:110:ASN:N	2.53	0.41
3:JK:83:ARG:HH11	1:B8:236:THR:HG1	1.64	0.41
28:BL:142:ASP:O	28:BL:146:GLN:HB3	2.21	0.41
3:IL:51:ILE:HD11	3:IL:86:ASP:HA	2.03	0.41
3:IL:122:PRO:O	3:IL:122:PRO:CD	2.67	0.41
29:QL:53:LYS:HE3	29:QL:53:LYS:HB2	1.86	0.41
4:UL:1:MET:HE1	4:UL:106:GLU:HB3	2.01	0.41
4:WL:107:ARG:HH12	5:2L:45:LYS:HD3	1.85	0.41
6:A1:212:SER:HB3	9:D1:211:CYS:HB3	2.01	0.41
6:A1:334:ARG:NH1	18:O1:186:ASP:O	2.53	0.41
37:A1:406:PL9:H371	37:A1:406:PL9:H351	1.85	0.41
38:L1:102:SQD:O8	16:l1:9:LYS:CD	2.35	0.41
23:U1:57:ASN:HB3	23:U1:120:GLN:HG3	2.02	0.41
7:b1:73:GLN:O	7:b1:92:SER:HA	2.20	0.41
8:c1:243:PRO:HG3	8:c1:253:TRP:CZ2	2.56	0.41
36:c1:505:CLA:HAA1	44:c1:517:DGD:HD61	2.01	0.41
9:d1:188:PHE:O	9:d1:294:ARG:NH1	2.54	0.41
36:d1:403:CLA:H43	36:h1:101:CLA:H101	2.02	0.41
11:f1:36:ILE:CG2	14:j1:27:PHE:CZ	2.84	0.41
16:l1:21:LEU:HD12	42:l1:101:LHG:H162	2.03	0.41
24:v1:43:THR:OG1	24:v1:44:ALA:N	2.53	0.41
31:f2:113:ALA:HB2	1:B2:23:VAL:H	1.85	0.41
31:b3:88:ILE:HG13	33:b3:201:CYC:HBC1	2.02	0.41
31:f3:3:THR:HB	31:f3:4:PRO:HD3	2.03	0.41

Continued on next page...

Continued from previous page...

Atom-1	Atom-2	Interatomic distance (Å)	Clash overlap (Å)
31:f3:112:ILE:HG22	1:B3:23:VAL:HG22	2.01	0.41
32:g3:59:LEU:CD1	32:g3:130:GLY:CA	2.90	0.41
31:j3:149:GLU:C	31:j3:152:SER:HG	2.23	0.41
4:Y4:57:ALA:HA	4:Y4:61:LEU:HB2	2.03	0.41
3:s4:39:ILE:O	3:s4:42:THR:OG1	2.37	0.41
4:v4:107:ARG:HD3	2:B4:813:PRO:HA	2.01	0.41
3:o4:83:ARG:CD	3:o4:84:ASP:CG	2.90	0.41
3:o4:83:ARG:O	3:o4:85:LEU:N	2.54	0.41
4:z4:156:ILE:HG23	4:z4:160:LEU:HD23	2.03	0.41
2:B4:293:VAL:HG21	2:B4:317:GLU:HG2	2.01	0.41
2:C4:879:PRO:HB2	2:C4:882:ASN:HB2	2.01	0.41
4:P4:15:GLN:HE21	4:P4:17:LYS:HB2	1.85	0.41
4:P4:57:ALA:HA	4:P4:61:LEU:HB3	2.01	0.41
1:B5:23:VAL:HG22	31:f5:112:ILE:HG22	2.03	0.41
1:B5:209:GLN:O	1:B5:209:GLN:CG	2.68	0.41
31:b5:2:LYS:HZ2	31:h5:17:ARG:HD2	1.84	0.41
32:e5:64:PRO:CD	32:e5:65:GLN:N	2.82	0.41
32:m5:40:SER:O	32:m5:44:ILE:HG13	2.21	0.41
31:d6:3:THR:HB	31:d6:4:PRO:HD3	2.02	0.41
33:i6:201:CYC:HBD1	33:i6:201:CYC:CHA	2.28	0.41
31:j6:84:CYS:O	33:j6:201:CYC:HBC1	2.19	0.41
32:e7:150:PRO:O	32:e7:150:PRO:CD	2.66	0.41
32:m7:40:SER:O	32:m7:44:ILE:HG13	2.21	0.41
1:B7:38:PRO:HG2	1:B7:43:TRP:CE2	2.55	0.41
1:B8:38:PRO:HG2	1:B8:43:TRP:CE2	2.55	0.41
32:g8:69:PRO:O	32:g8:69:PRO:CD	2.66	0.41
32:k8:102:ALA:HB2	32:k8:166:ARG:NH1	2.35	0.41
33:m8:201:CYC:HMC1	33:m8:201:CYC:HBC2	2.00	0.41
32:c9:69:PRO:O	32:c9:69:PRO:CD	2.66	0.41
32:i9:69:PRO:O	32:i9:69:PRO:CD	2.66	0.41
31:j9:24:ILE:CD1	32:k9:42:ASN:OD1	2.60	0.41
32:cA:38:LEU:CD2	32:cA:98:PHE:HA	2.51	0.41
32:kA:35:ASN:O	32:kA:36:LYS:C	2.63	0.41
3:uB:6:LYS:HD3	3:uB:102:THR:CG2	2.43	0.41
4:xB:28:LYS:HB2	4:xB:28:LYS:HE3	1.88	0.41
32:gC:154:SER:OG	32:gC:155:ALA:N	2.53	0.41
32:kC:64:PRO:CD	32:kC:65:GLN:N	2.82	0.41
32:kC:102:ALA:HB2	32:kC:166:ARG:NH1	2.35	0.41
36:bD:608:CLA:H52	43:bD:618:BCR:H321	2.03	0.41
8:cD:327:TYR:O	8:cD:339:GLY:N	2.52	0.41
9:dD:53:THR:HA	9:dD:67:TYR:HB2	2.03	0.41

Continued on next page...

Continued from previous page...

Atom-1	Atom-2	Interatomic distance (Å)	Clash overlap (Å)
9:dD:99:TRP:CD1	25:xD:7:ASN:OD1	2.73	0.41
13:iD:23:PHE:CE2	36:iD:101:CLA:CBA	2.93	0.41
18:oD:55:ARG:CD	18:oD:167:SER:OG	2.69	0.41
18:oD:79:PHE:HD1	18:oD:97:ARG:HH21	1.69	0.41
24:vD:139:ASN:OD1	24:vD:139:ASN:N	2.47	0.41
25:xD:2:THR:HA	25:xD:3:PRO:HD3	1.93	0.41
8:cE:14:ASP:OD1	8:cE:17:SER:N	2.52	0.41
36:cE:511:CLA:H18	39:yE:101:LMG:H392	2.03	0.41
9:dE:53:THR:HA	9:dE:67:TYR:HB2	2.03	0.41
23:uE:115:VAL:HG12	23:uE:120:GLN:HE22	1.86	0.41
3:bF:16:ARG:O	4:cF:94:TYR:OH	2.36	0.41
32:kH:102:ALA:HB2	32:kH:166:ARG:NH1	2.35	0.41
31:fI:3:THR:HB	31:fI:4:PRO:HD3	2.03	0.41
32:gI:154:SER:OG	32:gI:155:ALA:N	2.53	0.41
31:hJ:84:CYS:O	33:hJ:201:CYC:HBC1	2.19	0.41
3:4L:39:ILE:O	3:4L:42:THR:OG1	2.36	0.41
2:BB:717:MET:SD	2:BB:717:MET:N	2.93	0.41
2:CB:13:ARG:HH11	2:CB:13:ARG:HG3	1.84	0.41
2:CB:148:ARG:CD	8:cD:13:ARG:NH1	2.49	0.41
2:CB:412:LEU:HD22	2:CB:422:TRP:HH2	1.85	0.41
2:CB:508:ASN:N	2:CB:508:ASN:OD1	2.53	0.41
3:QB:12:ASP:OD1	5:UB:20:ARG:NH2	2.49	0.41
4:YB:57:ALA:HA	4:YB:61:LEU:HB2	2.03	0.41
7:BD:16:PRO:HG2	7:BD:123:PHE:HB3	2.03	0.41
7:BD:18:ARG:NH1	16:LD:6:ASN:OD1	2.54	0.41
7:BD:42:LEU:HD11	7:BD:93:PHE:CB	2.49	0.41
39:BD:618:LMG:H381	17:MD:13:LEU:HB3	2.03	0.41
8:CD:18:THR:HG21	8:CD:28:ARG:HG3	2.03	0.41
8:CD:117:ILE:HD12	8:CD:117:ILE:HA	1.89	0.41
9:DD:188:PHE:O	9:DD:294:ARG:NH1	2.54	0.41
10:ED:69:ARG:NH1	10:ED:69:ARG:CG	2.78	0.41
36:HD:103:CLA:H161	36:HD:103:CLA:H141	1.84	0.41
13:ID:21:PHE:HA	13:ID:24:LEU:HB2	2.01	0.41
7:BE:73:GLN:HB2	7:BE:88:PRO:CB	2.33	0.41
36:BE:602:CLA:H193	9:DE:158:LEU:HD13	2.01	0.41
45:DE:403:PHO:H141	45:DE:403:PHO:H162	1.74	0.41
38:LE:102:SQD:O8	16:lE:9:LYS:CD	2.35	0.41
43:ZE:102:BCR:H20C	43:ZE:102:BCR:H361	1.89	0.41
3:JF:2:SER:N	3:JF:100:ASP:OD2	2.54	0.41
4:YF:77:ARG:HB2	33:YF:201:CYC:HMD2	2.01	0.41
4:HG:84:ASP:OD1	4:HG:116:TYR:OH	2.37	0.41

Continued on next page...

Continued from previous page...

Atom-1	Atom-2	Interatomic distance (Å)	Clash overlap (Å)
3:IG:3:ILE:CG1	3:IG:29:PHE:CD2	2.91	0.41
3:IG:124:GLU:CD	3:4G:120:GLY:HA2	2.46	0.41
4:LG:97:LEU:HD12	4:LG:97:LEU:HA	1.92	0.41
33:LG:201:CYC:HAA2	33:LG:201:CYC:HHA	1.96	0.41
1:BI:23:VAL:H	31:fI:113:ALA:HB2	1.85	0.41
28:EK:136:ASN:HD21	29:gK:63:LEU:CA	2.33	0.41
3:XK:60:GLN:HB2	3:XK:61:LYS:HZ2	1.86	0.41
3:ZK:43:MET:HE3	3:ZK:43:MET:HB3	1.97	0.41
28:BL:123:LEU:HD21	4:JL:134:LYS:CE	2.51	0.41
3:IL:124:GLU:CD	3:4L:120:GLY:HA2	2.46	0.41
7:B1:73:GLN:CD	7:B1:84:VAL:HG13	2.38	0.41
7:B1:256:MET:HE2	7:B1:256:MET:HB2	1.85	0.41
36:B1:602:CLA:H193	9:D1:158:LEU:HD13	2.01	0.41
36:B1:612:CLA:H201	43:B1:616:BCR:H333	2.03	0.41
39:B1:618:LMG:H381	17:M1:13:LEU:HB3	2.03	0.41
8:C1:186:ILE:HG21	8:C1:221:ILE:HG21	2.03	0.41
8:C1:313:ALA:HB1	23:U1:123:ASP:OD1	2.21	0.41
15:K1:10:LEU:HD12	15:K1:10:LEU:C	2.46	0.41
6:a1:212:SER:HB3	9:d1:211:CYS:HB3	2.03	0.41
7:b1:25:MET:HB2	43:b1:616:BCR:H382	1.80	0.41
8:c1:381:GLU:OE1	8:c1:385:HIS:NE2	2.53	0.41
9:d1:53:THR:HA	9:d1:67:TYR:HB2	2.03	0.41
9:d1:93:TRP:HB3	9:d1:99:TRP:CZ2	2.55	0.41
31:b2:2:LYS:HZ2	31:h2:17:ARG:HD2	1.86	0.41
33:g2:202:CYC:C4A	1:B2:58:HIS:NE2	2.84	0.41
31:h2:42:LYS:HG3	32:i2:24:ILE:HD13	1.98	0.41
31:l2:91:TYR:CE2	31:l2:129:TYR:HE1	2.05	0.41
32:k3:59:LEU:CD2	32:k3:130:GLY:HA2	2.44	0.41
3:X4:65:VAL:HG11	33:X4:201:CYC:HMC2	2.02	0.41
2:B4:692:LEU:HD23	2:B4:698:MET:CE	2.51	0.41
2:C4:293:VAL:HG21	2:C4:317:GLU:HG2	2.01	0.41
2:C4:453:ARG:NE	4:aF:114:GLU:OE2	2.51	0.41
3:Q4:2:SER:OG	4:R4:3:ASP:OD2	2.38	0.41
4:R4:19:LEU:HD13	4:R4:24:ILE:HD11	2.02	0.41
31:f5:27:ALA:HB1	31:f5:31:PHE:HE2	1.84	0.41
32:k5:102:ALA:HB2	32:k5:166:ARG:NH1	2.35	0.41
31:f6:117:GLU:OE1	1:B6:21:TYR:CD2	2.73	0.41
32:c7:69:PRO:O	32:c7:69:PRO:CD	2.66	0.41
31:j7:84:CYS:O	33:j7:201:CYC:HBC1	2.19	0.41
32:m7:59:LEU:CD1	32:m7:130:GLY:CA	2.90	0.41
31:b8:2:LYS:HG2	31:b8:7:GLU:OE2	2.20	0.41

Continued on next page...

Continued from previous page...

Atom-1	Atom-2	Interatomic distance (Å)	Clash overlap (Å)
32:c9:36:LYS:O	32:c9:37:ARG:C	2.63	0.41
4:aB:56:VAL:HG12	4:aB:61:LEU:CA	2.50	0.41
3:uB:16:ARG:O	4:vB:94:TYR:OH	2.30	0.41
4:zB:156:ILE:HG23	4:zB:160:LEU:HD23	2.03	0.41
32:iC:69:PRO:O	32:iC:69:PRO:CD	2.66	0.41
32:iC:102:ALA:HB2	32:iC:166:ARG:NH1	2.36	0.41
15:kD:23:ILE:HD12	26:yD:72:LEU:CB	2.46	0.41
42:aE:411:LHG:HC42	9:dE:232:PHE:CE1	2.55	0.41
7:bE:103:LEU:O	7:bE:107:LEU:N	2.52	0.41
43:bE:618:BCR:H15C	43:bE:618:BCR:H351	1.89	0.41
8:cE:224:HIS:HA	8:cE:227:ILE:HG22	2.02	0.41
15:kE:23:ILE:CD1	26:yE:72:LEU:CB	2.99	0.41
3:kF:87:TYR:HB3	33:kF:201:CYC:HBB2	2.02	0.41
3:4G:35:ARG:HG2	3:4G:38:ARG:HH21	1.85	0.41
4:5G:105:ASP:OD2	4:5G:155:TYR:OH	2.31	0.41
31:dH:3:THR:HB	31:dH:4:PRO:HD3	2.02	0.41
31:hH:88:ILE:HG13	33:hH:201:CYC:HBC1	2.02	0.41
32:iH:102:ALA:HB2	32:iH:166:ARG:NH1	2.36	0.41
33:jH:202:CYC:CBD	33:jH:202:CYC:CHA	2.86	0.41
31:dI:64:PRO:CD	31:dI:65:TYR:H	2.19	0.41
31:dJ:3:THR:HB	31:dJ:4:PRO:HD3	2.02	0.41
31:hJ:3:THR:HB	31:hJ:4:PRO:HD3	2.03	0.41
4:cK:147:LYS:HD3	4:cK:147:LYS:HA	1.87	0.41
3:kK:87:TYR:HB3	33:kK:201:CYC:HBB2	2.02	0.41
30:mK:36:ARG:O	30:mK:40:VAL:HG23	2.21	0.41
2:BB:2:SER:OG	2:BB:3:VAL:N	2.52	0.41
2:BB:900:LEU:HD11	2:BB:903:PRO:HA	2.02	0.41
2:CB:9:SER:HG	4:YK:117:ASN:CG	2.27	0.41
2:CB:332:ARG:NH2	2:CB:393:ASP:OD1	2.47	0.41
2:CB:472:ILE:HD12	4:cK:115:THR:CG2	2.51	0.41
2:CB:900:LEU:HD11	2:CB:903:PRO:HA	2.02	0.41
3:SB:111:GLY:O	3:SB:115:MET:N	2.49	0.41
1:BC:61:LEU:HG	32:gC:84:ARG:HH12	1.86	0.41
8:CD:54:MET:HA	15:KD:25:PRO:HG3	2.03	0.41
8:CD:133:PHE:CZ	8:CD:150:TYR:CZ	3.08	0.41
9:DD:264:LYS:HE3	9:DD:264:LYS:HB3	1.92	0.41
14:JD:9:LEU:O	14:JD:12:ILE:HG12	2.21	0.41
18:OD:229:SER:OG	18:oE:55:ARG:CZ	2.67	0.41
23:UD:86:VAL:HG23	23:UD:87:GLN:HG2	2.03	0.41
43:XD:102:BCR:H351	43:XD:102:BCR:H15C	1.70	0.41
36:BE:608:CLA:H43	36:HE:103:CLA:H101	2.03	0.41

Continued on next page...

Continued from previous page...

Atom-1	Atom-2	Interatomic distance (Å)	Clash overlap (Å)
43:BE:616:BCR:H11C	43:BE:616:BCR:H341	1.90	0.41
14:JE:9:LEU:O	14:JE:12:ILE:HG12	2.21	0.41
23:UE:59:SER:HB3	23:UE:62:GLU:HG2	2.03	0.41
4:KF:6:THR:HG21	2:C4:551:PHE:HZ	1.86	0.41
3:ZF:126:VAL:CG2	33:ZF:201:CYC:HAC1	2.47	0.41
3:IG:62:ARG:NE	3:IG:128:GLU:OE1	2.54	0.41
3:NG:90:ARG:NE	4:OG:16:GLY:O	2.53	0.41
4:OG:154:ASP:HB3	2:B4:689:VAL:HG21	2.02	0.41
3:TG:72:ALA:HA	3:TG:77:MET:HB3	2.02	0.41
3:TG:102:THR:HA	3:TG:105:GLU:HB2	2.02	0.41
30:VG:36:ARG:O	30:VG:40:VAL:HG23	2.21	0.41
1:BI:23:VAL:HG22	31:fI:112:ILE:HG22	2.03	0.41
1:BI:58:HIS:NE2	33:gI:301:CYC:C4A	2.83	0.41
1:BJ:233:ASN:N	1:BJ:233:ASN:ND2	2.65	0.41
4:YK:77:ARG:HB2	33:YK:201:CYC:HMD2	2.01	0.41
3:GL:43:MET:HB2	3:GL:43:MET:HE3	1.80	0.41
3:IL:20:PRO:CD	3:IL:21:GLY:H	2.31	0.41
3:IL:29:PHE:HE1	3:IL:30:VAL:CG2	2.30	0.41
3:KL:50:ILE:HA	3:KL:136:VAL:HG11	2.01	0.41
4:LL:112:LEU:HD13	4:LL:112:LEU:HA	1.91	0.41
3:NL:84:ASP:CG	33:NL:201:CYC:HHB	2.46	0.41
4:OL:93:THR:HA	4:OL:96:MET:HB3	2.02	0.41
3:RL:94:TYR:OH	4:SL:17:LYS:O	2.39	0.41
3:TL:37:VAL:O	3:TL:41:GLU:N	2.52	0.41
3:TL:40:ALA:O	3:TL:44:THR:OG1	2.32	0.41
3:TL:72:ALA:HA	3:TL:77:MET:HB3	2.02	0.41
8:C1:54:MET:HA	15:K1:25:PRO:HG3	2.03	0.41
9:D1:259:ILE:HD12	9:D1:259:ILE:HA	1.94	0.41
9:D1:317:LYS:HB2	18:O1:188:LYS:HZ3	1.85	0.41
25:X1:12:LEU:HD12	36:X1:101:CLA:H111	2.02	0.41
36:b1:605:CLA:H192	36:h1:101:CLA:H111	2.03	0.41
8:c1:70:GLU:O	44:c1:517:DGD:O4E	2.34	0.41
8:c1:243:PRO:HG3	8:c1:253:TRP:HZ2	1.86	0.41
43:c1:515:BCR:C6	13:i1:20:ILE:HD11	2.51	0.41
9:d1:93:TRP:HB2	9:d1:99:TRP:NE1	2.35	0.41
18:o1:76:THR:HA	18:o1:264:VAL:HG11	2.02	0.41
19:q1:111:HIS:CG	19:q1:133:GLU:HG2	2.56	0.41
32:i2:102:ALA:HB2	32:i2:166:ARG:NH1	2.36	0.41
31:j2:24:ILE:CD1	32:k2:42:ASN:OD1	2.60	0.41
1:B2:206:PHE:C	1:B2:207:VAL:HG12	2.44	0.41
32:c3:102:ALA:HB2	32:c3:166:ARG:NH1	2.35	0.41

Continued on next page...

Continued from previous page...

Atom-1	Atom-2	Interatomic distance (Å)	Clash overlap (Å)
31:j3:3:THR:HB	31:j3:4:PRO:HD3	2.03	0.41
32:m3:40:SER:O	32:m3:44:ILE:HG13	2.21	0.41
3:Z4:8:ILE:HG22	3:Z4:18:LEU:HD21	2.02	0.41
4:a4:84:ASP:O	4:a4:88:TYR:N	2.43	0.41
4:a4:86:ASP:O	4:a4:90:ARG:N	2.48	0.41
5:U4:14:THR:OG1	5:U4:15:ARG:N	2.53	0.41
4:Y4:127:VAL:HG13	4:Y4:157:CYS:HB2	2.03	0.41
3:s4:53:GLU:H	3:s4:53:GLU:HG3	1.74	0.41
4:v4:47:ASN:O	4:v4:51:ILE:N	2.50	0.41
2:B4:848:LEU:HA	2:B4:851:PHE:HB3	2.03	0.41
2:C4:2:SER:OG	2:C4:3:VAL:N	2.52	0.41
2:C4:151:ASN:CG	8:cE:125:GLU:CD	2.89	0.41
2:C4:303:ARG:NH1	33:hF:201:CYC:O1A	2.54	0.41
1:B5:48:TRP:CH2	31:f5:16:GLY:HA3	2.56	0.41
1:B5:238:VAL:CG1	4:1L:64:ASP:HA	2.51	0.41
31:h5:3:THR:HB	31:h5:4:PRO:HD3	2.03	0.41
31:f6:3:THR:HB	31:f6:4:PRO:HD3	2.03	0.41
31:h6:42:LYS:HG3	32:i6:24:ILE:HD13	1.98	0.41
32:i6:102:ALA:HB2	32:i6:166:ARG:NH1	2.36	0.41
32:k6:102:ALA:HB2	32:k6:166:ARG:NH1	2.35	0.41
32:i7:102:ALA:HB2	32:i7:166:ARG:NH1	2.36	0.41
32:c8:38:LEU:CD2	32:c8:98:PHE:HA	2.50	0.41
31:d8:84:CYS:O	33:d8:201:CYC:HBC1	2.20	0.41
31:d8:149:GLU:C	31:d8:152:SER:HG	2.18	0.41
32:i8:102:ALA:HB2	32:i8:166:ARG:NH1	2.36	0.41
31:j8:3:THR:HB	31:j8:4:PRO:HD3	2.03	0.41
32:k8:123:PRO:O	32:k8:123:PRO:CD	2.69	0.41
32:g9:154:SER:OG	32:g9:155:ALA:N	2.53	0.41
31:j9:3:THR:HB	31:j9:4:PRO:HD3	2.03	0.41
32:k9:102:ALA:HB2	32:k9:166:ARG:NH1	2.35	0.41
1:B9:200:GLN:H	1:B9:200:GLN:HG3	1.69	0.41
31:jA:24:ILE:CD1	32:kA:42:ASN:OD1	2.60	0.41
32:mA:40:SER:O	32:mA:44:ILE:HG13	2.21	0.41
3:oB:42:THR:O	3:oB:46:ALA:N	2.45	0.41
31:fC:3:THR:HB	31:fC:4:PRO:HD3	2.03	0.41
31:jC:88:ILE:HG13	33:jC:201:CYC:HBC1	2.02	0.41
32:kC:91:ARG:C	32:kC:95:TYR:HD2	2.27	0.41
42:aD:411:LHG:HC42	9:dD:232:PHE:CE1	2.55	0.41
7:bD:55:MET:HE3	7:bD:63:MET:HE2	2.01	0.41
8:cD:14:ASP:OD1	8:cD:17:SER:N	2.52	0.41
8:cD:417:HIS:O	8:cD:421:ALA:N	2.45	0.41

Continued on next page...

Continued from previous page...

Atom-1	Atom-2	Interatomic distance (Å)	Clash overlap (Å)
43:cD:515:BCR:C6	13:iD:20:ILE:HD11	2.51	0.41
9:dD:109:GLY:O	9:dD:111:TRP:N	2.54	0.41
19:qD:111:HIS:CG	19:qD:133:GLU:HG2	2.56	0.41
27:zD:24:PRO:O	27:zD:28:ALA:HB3	2.17	0.41
6:aE:237:TYR:OH	9:dE:264:LYS:N	2.53	0.41
8:cE:191:LEU:C	40:cE:501:LMT:H21	2.45	0.41
43:cE:515:BCR:C6	13:iE:20:ILE:HD11	2.51	0.41
10:eE:67:THR:OG1	10:eE:75:GLN:NE2	2.54	0.41
3:dF:114:GLU:HA	3:dF:117:LYS:HB3	2.01	0.41
33:hF:201:CYC:HAA1	33:hF:201:CYC:HMA1	1.92	0.41
4:7G:110:ASN:OD1	4:7G:110:ASN:N	2.50	0.41
32:cH:113:LEU:O	32:cH:116:THR:OG1	2.36	0.41
32:eH:145:PRO:O	32:eH:145:PRO:CD	2.67	0.41
32:gH:59:LEU:CD2	32:gH:130:GLY:HA2	2.45	0.41
32:gI:102:ALA:HB2	32:gI:166:ARG:NH1	2.36	0.41
31:bJ:2:LYS:HZ1	31:hJ:15:GLN:CB	2.32	0.41
31:bJ:3:THR:HB	31:bJ:4:PRO:HD3	2.03	0.41
32:cJ:64:PRO:CD	32:cJ:65:GLN:N	2.82	0.41
32:cJ:113:LEU:C	32:cJ:116:THR:HG1	2.28	0.41
3:9K:47:ARG:HA	3:9K:50:ILE:HD12	2.01	0.41
2:BB:303:ARG:HH21	2:BB:309:TYR:HE2	1.68	0.41
2:BB:512:ARG:HD2	2:BB:665:ALA:HB2	2.02	0.41
2:BB:689:VAL:HG21	4:OL:154:ASP:HB3	2.03	0.41
2:BB:786:ASN:HD21	4:PB:115:THR:HG21	1.85	0.41
2:CB:493:ARG:HE	2:CB:493:ARG:HB3	1.63	0.41
4:WB:41:ALA:HA	4:WB:44:ILE:HG22	2.03	0.41
3:XB:112:VAL:HA	3:XB:115:MET:HB3	2.02	0.41
37:AD:406:PL9:H421	37:AD:406:PL9:H401	1.73	0.41
36:BD:602:CLA:H193	9:DD:158:LEU:HD13	2.01	0.41
36:BD:612:CLA:H201	43:BD:616:BCR:H333	2.03	0.41
8:CD:384:THR:OG1	24:VD:64:GLN:O	2.34	0.41
9:DD:266:TRP:HA	9:DD:269:PHE:HB3	2.03	0.41
16:LD:8:ASN:HB3	16:LD:9:LYS:H	1.75	0.41
23:UD:59:SER:HB3	23:UD:62:GLU:HG2	2.03	0.41
6:AE:333:GLU:N	35:AE:402:CL:CL	2.72	0.41
7:BE:73:GLN:HB2	7:BE:88:PRO:HB2	1.99	0.41
7:BE:304:LYS:HB3	7:BE:304:LYS:HE2	1.83	0.41
7:BE:462:PHE:HA	36:BE:610:CLA:HMC2	2.03	0.41
36:BE:605:CLA:H41	36:BE:605:CLA:H62	1.91	0.41
39:BE:618:LMG:H381	17:ME:13:LEU:HB3	2.03	0.41
43:IE:102:BCR:H11C	43:IE:102:BCR:H341	1.88	0.41

Continued on next page...

Continued from previous page...

Atom-1	Atom-2	Interatomic distance (Å)	Clash overlap (Å)
18:OE:79:PHE:HD1	18:OE:97:ARG:HH21	1.69	0.41
18:OE:88:ARG:HB3	18:OE:89:GLN:H	1.71	0.41
24:VE:151:ARG:NH1	24:VE:154:GLN:CG	2.75	0.41
28:BG:123:LEU:HD21	4:JG:134:LYS:CE	2.51	0.41
1:BJ:226:LYS:CB	3:4G:66:VAL:HG11	2.47	0.41
3:JK:115:MET:HE2	3:JK:115:MET:HB2	1.79	0.41
28:BL:137:MET:O	28:BL:137:MET:CG	2.69	0.41
4:HL:84:ASP:OD1	4:HL:116:TYR:OH	2.37	0.41
3:IL:51:ILE:HG13	3:IL:89:LEU:HD11	2.00	0.41
3:IL:124:GLU:OE2	3:4L:120:GLY:HA2	2.20	0.41
4:JL:60:LEU:HB3	4:JL:72:MET:HE1	2.03	0.41
4:WL:96:MET:HE2	4:WL:149:MET:HE1	2.03	0.41
7:B1:327:VAL:O	7:B1:444:ARG:NH2	2.54	0.41
36:B1:603:CLA:H192	36:H1:103:CLA:H111	2.03	0.41
8:C1:292:THR:OG1	8:C1:295:GLU:N	2.51	0.41
36:C1:504:CLA:H2	36:C1:505:CLA:ND	2.35	0.41
14:J1:9:LEU:O	14:J1:12:ILE:HG12	2.21	0.41
19:Q1:111:HIS:CG	19:Q1:133:GLU:HG2	2.56	0.41
23:U1:86:VAL:HG23	23:U1:87:GLN:HG2	2.03	0.41
23:U1:115:VAL:HG12	23:U1:120:GLN:HE22	1.86	0.41
7:b1:16:PRO:HG2	7:b1:123:PHE:HB3	2.03	0.41
44:h1:104:DGD:HBF1	44:h1:104:DGD:HBE1	1.87	0.41
32:g2:123:PRO:O	32:g2:123:PRO:CD	2.69	0.41
32:k2:91:ARG:C	32:k2:95:TYR:CD2	2.98	0.41
1:B2:209:GLN:OE1	1:B2:209:GLN:CA	2.69	0.41
32:c3:36:LYS:O	32:c3:37:ARG:C	2.63	0.41
1:B3:239:ALA:HB3	4:W4:62:TYR:CB	2.49	0.41
4:a4:107:ARG:HG2	5:b4:44:MET:HB3	2.02	0.41
5:U4:17:ARG:NH2	33:R4:201:CYC:O2A	2.54	0.41
4:Y4:134:LYS:H	4:Y4:134:LYS:HG2	1.74	0.41
2:B4:717:MET:SD	2:B4:717:MET:N	2.93	0.41
2:B4:900:LEU:HD11	2:B4:903:PRO:HA	2.02	0.41
1:B5:58:HIS:C	32:g5:84:ARG:NH1	2.77	0.41
32:g5:102:ALA:HB2	32:g5:166:ARG:HH11	1.82	0.41
32:g5:123:PRO:O	32:g5:123:PRO:CD	2.69	0.41
31:b6:32:ARG:CB	31:h6:32:ARG:NH2	2.84	0.41
32:c6:102:ALA:HB2	32:c6:166:ARG:NH1	2.35	0.41
31:j6:24:ILE:HD13	33:j6:202:CYC:CBB	2.51	0.41
31:b7:2:LYS:HG2	31:b7:7:GLU:OE2	2.20	0.41
31:b7:32:ARG:CB	31:h7:32:ARG:NH2	2.84	0.41
31:f7:3:THR:HB	31:f7:4:PRO:HD3	2.03	0.41

Continued on next page...

Continued from previous page...

Atom-1	Atom-2	Interatomic distance (Å)	Clash overlap (Å)
33:c8:202:CYC:HBC2	33:c8:202:CYC:HMC1	2.01	0.41
32:g8:102:ALA:HB2	32:g8:166:ARG:NH1	2.36	0.41
31:j8:24:ILE:HD11	32:k8:42:ASN:CG	2.43	0.41
31:b9:88:ILE:HG13	33:b9:201:CYC:HBC1	2.02	0.41
31:f9:117:GLU:OE1	1:B9:21:TYR:CD2	2.73	0.41
1:B9:239:ALA:HB1	1:B9:240:LEU:CD1	2.48	0.41
32:gA:102:ALA:HB2	32:gA:166:ARG:NH1	2.36	0.41
32:iA:102:ALA:HB2	32:iA:166:ARG:NH1	2.36	0.41
4:aB:4:ALA:HB2	4:aB:100:ASP:HB2	2.02	0.41
32:cC:102:ALA:HB2	32:cC:166:ARG:NH1	2.35	0.41
32:gC:123:PRO:O	32:gC:123:PRO:CD	2.69	0.41
31:hC:3:THR:HB	31:hC:4:PRO:HD3	2.03	0.41
31:hC:88:ILE:HG13	33:hC:201:CYC:HBC1	2.02	0.41
8:cD:243:PRO:HG2	8:cD:253:TRP:CH2	2.55	0.41
14:jD:11:LEU:O	14:jD:14:THR:OG1	2.38	0.41
18:oD:200:VAL:HG11	18:oD:207:ASP:HB2	2.01	0.41
23:uD:86:VAL:HG23	23:uD:87:GLN:HG2	2.03	0.41
6:aE:32:TRP:CZ2	13:iE:22:GLY:HA2	2.56	0.41
6:aE:119:PHE:CD1	45:dE:402:PHO:H91	2.56	0.41
9:dE:266:TRP:HA	9:dE:269:PHE:HB3	2.03	0.41
3:dF:46:ALA:HB1	3:dF:49:ARG:HB3	2.02	0.41
33:eF:201:CYC:HB	33:eF:201:CYC:HMA3	1.85	0.41
4:hF:77:ARG:CG	33:hF:201:CYC:HMD1	2.51	0.41
3:iF:23:LEU:HD22	4:jF:38:VAL:HG13	2.03	0.41
3:iF:109:VAL:HG21	3:iF:155:TYR:HE2	1.86	0.41
4:lF:96:MET:HE1	4:lF:149:MET:HA	2.02	0.41
30:mF:97:LEU:HD12	4:nF:19:LEU:HD13	1.96	0.41
3:6G:29:PHE:O	3:6G:36:ARG:NH2	2.54	0.41
31:bH:2:LYS:HZ2	31:hH:17:ARG:HD2	1.86	0.41
32:gH:102:ALA:HB2	32:gH:166:ARG:NH1	2.36	0.41
32:mH:123:PRO:O	32:mH:123:PRO:CD	2.69	0.41
3:dK:114:GLU:HA	3:dK:117:LYS:HB3	2.02	0.41
3:iK:109:VAL:HG21	3:iK:155:TYR:HE2	1.86	0.41
30:mK:7:VAL:HG22	30:mK:22:GLU:OE1	2.20	0.41
3:9K:133:MET:HE3	3:9K:133:MET:HB2	1.95	0.41
3:6L:29:PHE:O	3:6L:36:ARG:NH2	2.54	0.41
3:6L:85:LEU:HB3	3:6L:133:MET:HE1	2.03	0.41
2:BB:247:PRO:HB2	2:BB:266:GLN:HG2	2.03	0.41
2:BB:692:LEU:HD23	2:BB:698:MET:CE	2.50	0.41
2:CB:364:ARG:HD3	2:CB:410:ARG:HH22	1.86	0.41
2:CB:692:LEU:HD23	2:CB:698:MET:CE	2.51	0.41

Continued on next page...

Continued from previous page...

Atom-1	Atom-2	Interatomic distance (Å)	Clash overlap (Å)
2:CB:736:GLU:OE1	4:rB:76:ARG:CZ	2.69	0.41
4:PB:15:GLN:HE21	4:PB:17:LYS:HB2	1.85	0.41
4:PB:56:VAL:O	4:PB:60:LEU:N	2.54	0.41
4:RB:44:ILE:HG13	4:RB:141:VAL:HG11	2.03	0.41
3:VB:41:GLU:O	3:VB:44:THR:OG1	2.37	0.41
4:WB:28:LYS:HA	4:WB:31:PHE:HD2	1.86	0.41
1:BC:237:ARG:CZ	32:cI:165:ASP:HB2	2.51	0.41
36:AD:405:CLA:H111	37:AD:406:PL9:H203	2.02	0.41
7:BD:327:VAL:O	7:BD:444:ARG:NH2	2.54	0.41
7:BD:462:PHE:HA	36:BD:610:CLA:HMC2	2.03	0.41
36:BD:613:CLA:HMB1	43:BD:615:BCR:H24C	2.03	0.41
36:CD:505:CLA:H102	36:CD:505:CLA:H13	1.88	0.41
36:CD:509:CLA:H161	36:CD:509:CLA:H141	1.88	0.41
43:CD:519:BCR:H24C	43:CD:519:BCR:H371	1.85	0.41
43:CD:520:BCR:H371	43:CD:520:BCR:H24C	1.86	0.41
10:ED:30:LEU:HD23	10:ED:30:LEU:HA	1.96	0.41
15:KD:10:LEU:HD12	15:KD:10:LEU:C	2.46	0.41
18:OD:72:CYS:HB3	18:OD:73:LEU:HG	2.01	0.41
18:OD:167:SER:OG	18:OD:167:SER:O	2.30	0.41
18:OD:228:ILE:O	18:oE:55:ARG:NH2	2.54	0.41
19:QD:111:HIS:CG	19:QD:133:GLU:HG2	2.56	0.41
42:AE:411:LHG:O3	42:AE:411:LHG:O1	2.37	0.41
8:CE:54:MET:HA	15:KE:25:PRO:HG3	2.03	0.41
8:CE:443:GLU:HG2	8:CE:444:LYS:HG3	2.03	0.41
8:CE:454:LEU:HD23	8:CE:454:LEU:HA	1.95	0.41
9:DE:53:THR:HA	9:DE:67:TYR:HB2	2.03	0.41
9:DE:103:ARG:HD3	9:DE:103:ARG:HA	1.85	0.41
12:HE:16:SER:HB2	2:B4:78:GLY:CA	2.51	0.41
18:OE:79:PHE:HD1	18:OE:79:PHE:HA	1.82	0.41
23:UE:84:ASP:N	23:UE:84:ASP:OD1	2.50	0.41
28:EF:142:ASP:O	28:EF:146:GLN:HB3	2.21	0.41
4:IF:83:ARG:CZ	2:C4:583:ILE:HD11	2.49	0.41
4:KF:104:LEU:HD21	4:KF:156:ILE:HG13	2.03	0.41
5:NF:14:THR:HG23	5:NF:15:ARG:HD2	2.02	0.41
5:NF:17:ARG:NH2	2:C4:514:ASN:OD1	2.54	0.41
3:ZF:6:LYS:HD3	3:ZF:102:THR:CG2	2.50	0.41
3:ZF:69:GLY:HA3	3:9F:63:PRO:HD2	2.02	0.41
28:BG:146:GLN:HG2	3:KG:52:LYS:NZ	2.36	0.41
33:HG:201:CYC:HAA2	33:HG:201:CYC:HHA	1.84	0.41
3:IG:88:TYR:O	3:IG:92:ILE:HG13	2.21	0.41
3:IG:124:GLU:OE2	3:4G:120:GLY:HA2	2.20	0.41

Continued on next page...

Continued from previous page...

Atom-1	Atom-2	Interatomic distance (Å)	Clash overlap (Å)
4:JG:3:ASP:OD1	4:JG:98:ALA:O	2.39	0.41
4:JG:76:ARG:CZ	3:KG:112:VAL:HB	2.50	0.41
4:MG:105:ASP:HA	4:MG:109:LEU:HB3	2.03	0.41
3:PG:77:MET:O	3:PG:80:THR:OG1	2.35	0.41
3:PG:115:MET:HE2	3:PG:115:MET:HB3	1.80	0.41
3:PG:119:LEU:HD22	33:PG:201:CYC:HBD1	2.02	0.41
4:SG:21:ALA:HA	4:SG:24:ILE:HD12	2.02	0.41
30:VG:16:ARG:HH11	30:VG:16:ARG:HG2	1.82	0.41
1:BI:48:TRP:CH2	31:fI:16:GLY:HA3	2.56	0.41
1:BI:209:GLN:OE1	1:BI:209:GLN:CA	2.69	0.41
1:BI:212:GLN:OE1	1:BI:212:GLN:CA	2.69	0.41
1:BJ:58:HIS:C	32:gJ:84:ARG:NH1	2.77	0.41
1:BJ:239:ALA:O	4:1G:64:ASP:OD1	2.33	0.41
4:IK:3:ASP:O	4:IK:7:SER:N	2.51	0.41
3:LK:104:ILE:HG21	3:LK:156:LEU:HD21	2.03	0.41
3:XK:3:ILE:HD11	3:XK:25:ARG:HD2	2.03	0.41
28:BL:146:GLN:HG2	3:KL:52:LYS:NZ	2.36	0.41
3:GL:83:ARG:HH22	33:GL:201:CYC:HBA2	1.85	0.41
3:IL:77:MET:C	3:IL:80:THR:HG1	2.20	0.41
4:JL:3:ASP:OD1	4:JL:4:ALA:N	2.53	0.41
29:QL:45:THR:HA	29:QL:48:ALA:HB2	2.02	0.41
4:SL:21:ALA:HA	4:SL:24:ILE:HD12	2.02	0.41
7:B1:12:VAL:HG11	7:B1:22:VAL:HG11	2.03	0.41
7:B1:368:VAL:HB	7:B1:381:ILE:HG12	2.01	0.41
36:B1:607:CLA:H91	36:B1:607:CLA:H112	1.94	0.41
8:C1:18:THR:HG21	8:C1:28:ARG:HG3	2.03	0.41
8:C1:133:PHE:CZ	8:C1:150:TYR:CZ	3.08	0.41
9:D1:85:LEU:HD13	9:D1:107:LEU:HD11	2.02	0.41
45:D1:402:PHO:H121	45:D1:402:PHO:H8	1.72	0.41
6:a1:63:ILE:HG21	8:c1:322:THR:HB	2.02	0.41
7:b1:409:LYS:HB3	7:b1:409:LYS:HE2	1.86	0.41
36:b1:608:CLA:H52	43:b1:618:BCR:H321	2.03	0.41
36:b1:613:CLA:H201	43:b1:617:BCR:H333	2.03	0.41
8:c1:165:LYS:NZ	8:c1:169:LEU:O	2.53	0.41
8:c1:307:ARG:O	8:c1:311:LEU:HD13	2.21	0.41
9:d1:109:GLY:O	9:d1:111:TRP:N	2.54	0.41
36:h1:101:CLA:H161	36:h1:101:CLA:H141	1.84	0.41
43:i1:101:BCR:H15C	43:i1:101:BCR:H351	1.94	0.41
15:k1:16:ILE:O	15:k1:19:PRO:CD	2.50	0.41
18:o1:71:LEU:HD13	18:o1:109:VAL:HG22	2.03	0.41
18:o1:187:PRO:HD2	18:o1:191:GLY:H	1.85	0.41

Continued on next page...

Continued from previous page...

Atom-1	Atom-2	Interatomic distance (Å)	Clash overlap (Å)
23:u1:61:ARG:NH1	23:u1:130:VAL:O	2.54	0.41
31:b2:3:THR:HB	31:b2:4:PRO:HD3	2.03	0.41
32:c2:11:GLN:N	1:B3:230:ARG:NH1	2.58	0.41
32:c2:111:ASN:OD1	1:B2:187:TYR:HE1	1.99	0.41
32:k2:91:ARG:C	32:k2:95:TYR:HD2	2.27	0.41
32:k2:102:ALA:HB2	32:k2:166:ARG:NH1	2.35	0.41
32:k2:123:PRO:O	32:k2:123:PRO:CD	2.69	0.41
32:m2:40:SER:O	32:m2:44:ILE:HG13	2.21	0.41
32:m2:123:PRO:O	32:m2:123:PRO:CD	2.69	0.41
1:B2:231:PRO:HA	3:O4:52:LYS:CE	2.51	0.41
32:c3:123:PRO:O	32:c3:123:PRO:CD	2.69	0.41
32:i3:8:VAL:HG12	32:i3:19:LEU:CD2	2.51	0.41
32:i3:102:ALA:HB2	32:i3:166:ARG:NH1	2.36	0.41
31:j3:88:ILE:HG13	33:j3:201:CYC:HBC1	2.02	0.41
32:k3:102:ALA:HB2	32:k3:166:ARG:NH1	2.35	0.41
32:m3:152:ASP:H	33:m3:201:CYC:HMD1	1.86	0.41
33:m3:201:CYC:HMA1	33:m3:201:CYC:HB	1.80	0.41
1:B3:196:GLN:H	1:B3:196:GLN:HG2	1.73	0.41
4:a4:65:ILE:HA	4:a4:68:PRO:HG2	2.02	0.41
4:a4:91:TYR:HA	4:a4:94:TYR:HB2	2.03	0.41
5:U4:9:CYS:O	5:U4:49:LYS:N	2.49	0.41
4:W4:41:ALA:HA	4:W4:44:ILE:HG22	2.03	0.41
4:W4:44:ILE:HD12	4:W4:44:ILE:HA	1.94	0.41
4:t4:6:THR:HA	4:t4:9:ILE:HG22	2.03	0.41
3:u4:28:SER:OG	3:O4:25:ARG:NH2	2.45	0.41
4:p4:108:VAL:HG23	4:p4:109:LEU:HD22	2.03	0.41
4:p4:110:ASN:HD21	2:C4:898:ASP:HB2	1.86	0.41
3:y4:133:MET:HE3	3:y4:133:MET:HB2	1.82	0.41
2:B4:247:PRO:HB2	2:B4:266:GLN:HG2	2.03	0.41
2:B4:402:GLY:HA3	5:2G:23:GLN:HE21	1.85	0.41
2:C4:512:ARG:HD2	2:C4:665:ALA:HB2	2.02	0.41
4:R4:44:ILE:HG13	4:R4:141:VAL:HG11	2.03	0.41
32:c5:123:PRO:O	32:c5:123:PRO:CD	2.69	0.41
32:e5:69:PRO:O	32:e5:69:PRO:CD	2.66	0.41
31:j5:88:ILE:HG13	33:j5:201:CYC:HBC1	2.02	0.41
32:k5:64:PRO:CD	32:k5:65:GLN:N	2.82	0.41
32:m5:69:PRO:O	32:m5:69:PRO:CD	2.66	0.41
32:m5:123:PRO:O	32:m5:123:PRO:CD	2.69	0.41
32:c6:36:LYS:O	32:c6:37:ARG:C	2.63	0.41
32:c6:38:LEU:CD2	32:c6:98:PHE:HA	2.50	0.41
32:e6:123:PRO:O	32:e6:123:PRO:CD	2.69	0.41

Continued on next page...

Continued from previous page...

Atom-1	Atom-2	Interatomic distance (Å)	Clash overlap (Å)
31:f6:16:GLY:HA3	1:B6:48:TRP:CH2	2.56	0.41
31:f6:112:ILE:HG22	1:B6:23:VAL:CG2	2.51	0.41
33:g6:202:CYC:C4A	1:B6:58:HIS:NE2	2.84	0.41
32:i6:64:PRO:CD	32:i6:65:GLN:N	2.82	0.41
31:j6:24:ILE:CD1	32:k6:42:ASN:OD1	2.60	0.41
31:j6:88:ILE:HG13	33:j6:201:CYC:HBC1	2.02	0.41
33:j6:202:CYC:CMD	32:k6:149:THR:O	2.56	0.41
32:g7:84:ARG:HH12	1:B7:61:LEU:HG	1.86	0.41
31:j7:24:ILE:HD13	33:j7:202:CYC:CBB	2.51	0.41
31:j7:24:ILE:CD1	32:k7:42:ASN:OD1	2.60	0.41
32:k7:102:ALA:HB2	32:k7:166:ARG:NH1	2.35	0.41
32:m7:8:VAL:HG12	32:m7:19:LEU:CD2	2.51	0.41
1:B7:61:LEU:HD12	1:B7:96:ARG:HH12	1.86	0.41
1:B8:61:LEU:HD12	1:B8:96:ARG:HH12	1.86	0.41
31:j8:24:ILE:HD13	33:j8:202:CYC:CBB	2.51	0.41
32:m8:102:ALA:HB2	32:m8:166:ARG:NH1	2.35	0.41
31:f9:16:GLY:HA3	1:B9:48:TRP:CH2	2.56	0.41
32:g9:102:ALA:HB2	32:g9:166:ARG:NH1	2.36	0.41
1:B9:206:PHE:C	1:B9:207:VAL:HG12	2.44	0.41
32:cA:123:PRO:O	32:cA:123:PRO:CD	2.69	0.41
32:iA:123:PRO:O	32:iA:123:PRO:CD	2.69	0.41
31:jA:149:GLU:C	31:jA:152:SER:HG	2.19	0.41
32:mA:153:CYS:HG	33:mA:201:CYC:CAC	2.03	0.41
4:aB:126:THR:HG23	33:aB:201:CYC:HMC2	1.94	0.41
3:qB:39:ILE:O	3:qB:42:THR:OG1	2.38	0.41
4:xB:144:ASP:N	4:xB:144:ASP:OD1	2.49	0.41
31:bC:3:THR:HB	31:bC:4:PRO:HD3	2.03	0.41
32:mC:152:ASP:H	33:mC:201:CYC:HMD1	1.86	0.41
6:aD:24:THR:O	9:dD:255:GLN:NE2	2.54	0.41
6:aD:25:ASN:OD1	6:aD:25:ASN:N	2.52	0.41
7:bD:40:TYR:OH	36:bD:609:CLA:OBD	2.34	0.41
7:bD:409:LYS:HB3	7:bD:409:LYS:HE2	1.86	0.41
36:bD:613:CLA:H201	43:bD:617:BCR:H333	2.03	0.41
43:bD:618:BCR:H11C	43:bD:618:BCR:H341	1.86	0.41
8:cD:224:HIS:HA	8:cD:227:ILE:HG22	2.02	0.41
8:cD:307:ARG:O	8:cD:311:LEU:HD13	2.21	0.41
36:cD:511:CLA:H18	39:yD:101:LMG:H392	2.03	0.41
9:dD:93:TRP:HB2	9:dD:99:TRP:NE1	2.35	0.41
40:dD:413:LMT:H32	10:eD:46:ALA:HB2	2.03	0.41
10:eD:67:THR:OG1	10:eD:75:GLN:NE2	2.54	0.41
14:jD:7:LEU:HA	14:jD:8:PRO:HD3	1.94	0.41

Continued on next page...

Continued from previous page...

Atom-1	Atom-2	Interatomic distance (Å)	Clash overlap (Å)
16:lD:21:LEU:HD12	42:lD:101:LHG:H162	2.03	0.41
23:uD:115:VAL:HG12	23:uD:120:GLN:HE22	1.86	0.41
24:vD:47:SER:OG	24:vD:50:GLU:OE2	2.32	0.41
7:bE:409:LYS:HB3	7:bE:409:LYS:HE2	1.86	0.41
8:cE:307:ARG:O	8:cE:311:LEU:HD13	2.21	0.41
9:dE:93:TRP:HB2	9:dE:99:TRP:NE1	2.35	0.41
9:dE:109:GLY:O	9:dE:111:TRP:N	2.54	0.41
10:eE:76:ILE:HD13	10:eE:76:ILE:HA	1.72	0.41
11:fE:33:LEU:HD22	11:fE:33:LEU:H	1.86	0.41
13:iE:23:PHE:CE2	36:iE:101:CLA:CBA	2.93	0.41
18:oE:79:PHE:HD1	18:oE:97:ARG:HH21	1.69	0.41
19:qE:111:HIS:CG	19:qE:133:GLU:HG2	2.56	0.41
23:uE:86:VAL:HG23	23:uE:87:GLN:HG2	2.03	0.41
3:bF:18:LEU:HD23	3:bF:18:LEU:HA	1.95	0.41
33:cF:201:CYC:HB	33:cF:201:CYC:HMA1	1.85	0.41
4:hF:74:THR:HG23	4:hF:77:ARG:H	1.86	0.41
4:jF:57:ALA:HA	4:jF:61:LEU:HD12	2.03	0.41
3:kF:79:ALA:O	3:kF:83:ARG:NE	2.54	0.41
4:nF:28:LYS:HE3	4:nF:28:LYS:HB2	1.95	0.41
4:5G:21:ALA:HA	4:5G:24:ILE:HD12	2.02	0.41
3:6G:87:TYR:HB3	33:6G:201:CYC:HBB3	2.03	0.41
3:6G:145:ASP:OD1	3:6G:145:ASP:N	2.53	0.41
4:7G:89:LEU:HD23	4:7G:89:LEU:HA	1.95	0.41
31:bH:88:ILE:HG13	33:bH:201:CYC:HBC1	2.02	0.41
31:dH:84:CYS:O	33:dH:201:CYC:HBC1	2.20	0.41
31:fH:88:ILE:HG13	33:fH:201:CYC:HBC1	2.02	0.41
32:iH:8:VAL:HG12	32:iH:19:LEU:CD2	2.51	0.41
31:jH:24:ILE:HD13	33:jH:202:CYC:CBB	2.51	0.41
32:mH:102:ALA:HB2	32:mH:166:ARG:NH1	2.35	0.41
31:hI:3:THR:HB	31:hI:4:PRO:HD3	2.03	0.41
32:iI:8:VAL:HG12	32:iI:19:LEU:CD2	2.51	0.41
33:jI:202:CYC:CMD	32:kI:149:THR:O	2.56	0.41
32:mI:8:VAL:HG12	32:mI:19:LEU:CD2	2.51	0.41
32:mI:40:SER:O	32:mI:44:ILE:HG13	2.21	0.41
31:bJ:32:ARG:CB	31:hJ:32:ARG:NH2	2.84	0.41
33:cJ:202:CYC:HBC2	33:cJ:202:CYC:HMC1	2.01	0.41
32:eJ:123:PRO:O	32:eJ:123:PRO:CD	2.69	0.41
33:eJ:202:CYC:CBD	33:eJ:202:CYC:CHA	2.86	0.41
32:gJ:154:SER:OG	32:gJ:155:ALA:N	2.53	0.41
32:iJ:8:VAL:HG12	32:iJ:19:LEU:CD2	2.51	0.41
32:kJ:91:ARG:C	32:kJ:95:TYR:CD2	2.98	0.41

Continued on next page...

Continued from previous page...

Atom-1	Atom-2	Interatomic distance (Å)	Clash overlap (Å)
4:aK:149:MET:HE2	4:aK:149:MET:HB2	1.85	0.41
3:dK:37:VAL:HG12	3:dK:97:VAL:HG12	2.03	0.41
5:3K:9:CYS:HB2	5:3K:26:TYR:HD1	1.86	0.41
4:hK:81:CYS:O	4:hK:85:LEU:HD23	2.15	0.41
4:jK:57:ALA:HA	4:jK:61:LEU:HD12	2.03	0.41
4:lK:22:SER:O	4:lK:26:LYS:NZ	2.48	0.41
4:nK:7:SER:O	4:nK:11:SER:N	2.52	0.41
4:nK:28:LYS:HE3	4:nK:28:LYS:HB2	1.94	0.41
4:nK:60:LEU:O	4:nK:66:THR:OG1	2.39	0.41
3:4L:39:ILE:HG22	3:4L:96:ILE:HD12	2.03	0.41
3:6L:87:TYR:HB3	33:6L:201:CYC:HBB3	2.03	0.41
1:BA:61:LEU:HD12	1:BA:96:ARG:HH12	1.86	0.41
1:BA:205:ARG:HG2	3:qB:77:MET:HE3	1.18	0.41
1:BA:207:VAL:HA	1:BA:208:PRO:HD2	1.61	0.41
2:BB:48:SER:HB3	28:BL:110:LYS:CD	2.37	0.41
33:BB:1001:CYC:O1A	4:xB:83:ARG:NH2	2.44	0.41
1:BC:199:TRP:CZ2	3:V4:61:LYS:HG2	2.56	0.41
6:AD:24:THR:O	9:DD:251:ARG:NH2	2.49	0.41
6:AD:27:ARG:NH1	9:DD:254:SER:O	2.45	0.41
39:AD:408:LMG:C28	7:bD:90:ILE:CD1	2.90	0.41
8:CD:122:ARG:HA	8:CD:122:ARG:HD2	1.92	0.41
8:CD:186:ILE:HG21	8:CD:221:ILE:HG21	2.02	0.41
36:CD:504:CLA:H2	36:CD:505:CLA:ND	2.35	0.41
9:DD:85:LEU:HD13	9:DD:107:LEU:HD11	2.02	0.41
36:DD:406:CLA:H62	36:DD:406:CLA:H41	1.89	0.41
18:OD:227:HIS:N	18:OD:241:GLU:O	2.51	0.41
23:UD:115:VAL:HG12	23:UD:120:GLN:HE22	1.86	0.41
7:BE:18:ARG:NH1	16:LE:6:ASN:OD1	2.54	0.41
7:BE:325:PHE:CG	16:LE:36:TYR:HB3	2.56	0.41
36:BE:613:CLA:HMB1	43:BE:615:BCR:H24C	2.03	0.41
9:DE:188:PHE:O	9:DE:294:ARG:NH1	2.54	0.41
23:UE:86:VAL:HG23	23:UE:87:GLN:HG2	2.03	0.41
28:EF:136:ASN:HD21	29:gF:63:LEU:CA	2.33	0.41
3:AG:104:ILE:HD13	3:AG:104:ILE:HA	1.96	0.41
3:IG:51:ILE:HG13	3:IG:89:LEU:HD11	1.99	0.41
3:IG:104:ILE:O	3:IG:109:VAL:HG23	2.21	0.41
3:IG:122:PRO:O	3:IG:122:PRO:CD	2.67	0.41
29:QG:9:ILE:O	29:QG:13:ASP:N	2.54	0.41
1:BI:61:LEU:HD12	1:BI:96:ARG:HH12	1.86	0.41
3:IL:18:LEU:CD1	4:JL:97:LEU:HD12	2.51	0.41
3:IL:131:ARG:HG2	3:IL:157:ILE:CD1	2.49	0.41

Continued on next page...

Continued from previous page...

Atom-1	Atom-2	Interatomic distance (Å)	Clash overlap (Å)
4:JL:3:ASP:O	4:JL:7:SER:N	2.54	0.41
33:NL:201:CYC:HHD	33:NL:201:CYC:HAC1	1.83	0.41
3:PL:52:LYS:HE2	3:PL:52:LYS:HB3	1.85	0.41
7:B1:91:TRP:CE3	36:B1:606:CLA:CBA	3.02	0.41
36:B1:613:CLA:HMB1	43:B1:615:BCR:H24C	2.03	0.41
36:C1:511:CLA:H141	36:C1:511:CLA:H161	1.88	0.41
18:O1:76:THR:HA	18:O1:264:VAL:HG11	2.02	0.41
18:O1:171:SER:O	18:O1:226:GLY:N	2.43	0.41
23:U1:59:SER:HB3	23:U1:62:GLU:HG2	2.03	0.41
6:a1:24:THR:O	9:d1:255:GLN:NE2	2.54	0.41
7:b1:53:ASN:OD1	7:b1:53:ASN:N	2.53	0.41
7:b1:495:PHE:CD1	7:b1:504:ARG:HG2	2.56	0.41
36:c1:502:CLA:H92	36:c1:502:CLA:H62	1.91	0.41
10:e1:67:THR:OG1	10:e1:75:GLN:NE2	2.54	0.41
31:b2:32:ARG:CB	31:h2:32:ARG:NH2	2.84	0.41
32:k2:35:ASN:O	32:k2:36:LYS:C	2.63	0.41
32:c3:38:LEU:CD2	32:c3:98:PHE:HA	2.50	0.41
32:g3:102:ALA:HB2	32:g3:166:ARG:NH1	2.36	0.41
4:r4:50:ASN:HA	4:r4:53:LYS:HG2	2.03	0.41
2:B4:364:ARG:HD3	2:B4:410:ARG:HH22	1.86	0.41
2:C4:151:ASN:ND2	8:cE:125:GLU:H	2.11	0.41
2:C4:472:ILE:CD1	4:cF:115:THR:CB	2.90	0.41
2:C4:630:PRO:HG2	2:C4:678:THR:HG23	2.03	0.41
1:B5:207:VAL:H	1:B5:208:PRO:HD3	1.12	0.41
31:b5:32:ARG:CB	31:h5:32:ARG:NH2	2.84	0.41
32:i5:123:PRO:O	32:i5:123:PRO:CD	2.69	0.41
32:g6:123:PRO:O	32:g6:123:PRO:CD	2.69	0.41
32:k6:111:ASN:HB2	1:B6:37:MET:HE1	2.02	0.41
32:m6:102:ALA:HB2	32:m6:166:ARG:NH1	2.35	0.41
1:B6:206:PHE:CD1	1:B6:206:PHE:N	2.88	0.41
31:h7:88:ILE:HG13	33:h7:201:CYC:HBC1	2.02	0.41
1:B7:230:ARG:HH22	32:c9:11:GLN:N	2.19	0.41
33:c8:202:CYC:HMB3	31:h8:148:VAL:CG1	2.46	0.41
31:f8:3:THR:HB	31:f8:4:PRO:HD3	2.03	0.41
32:m8:152:ASP:H	33:m8:201:CYC:HMD1	1.86	0.41
33:g9:202:CYC:C4A	1:B9:58:HIS:NE2	2.83	0.41
32:i9:8:VAL:HG12	32:i9:19:LEU:CD2	2.51	0.41
31:l9:88:ILE:HG13	33:l9:201:CYC:HBC1	2.02	0.41
32:m9:64:PRO:CD	32:m9:65:GLN:N	2.83	0.41
32:m9:69:PRO:O	32:m9:69:PRO:CD	2.66	0.41
32:eA:150:PRO:O	32:eA:150:PRO:CD	2.66	0.41

Continued on next page...

Continued from previous page...

Atom-1	Atom-2	Interatomic distance (Å)	Clash overlap (Å)
4:aB:56:VAL:HG13	4:aB:60:LEU:HG	2.02	0.41
4:vB:91:TYR:CB	4:vB:104:LEU:CD2	2.94	0.41
3:wB:95:GLY:O	3:wB:99:GLY:N	2.53	0.41
3:qB:65:VAL:HG12	3:qB:72:ALA:HB3	2.03	0.41
31:jC:3:THR:HB	31:jC:4:PRO:HD3	2.03	0.41
32:mC:40:SER:O	32:mC:44:ILE:HG13	2.21	0.41
6:aD:237:TYR:OH	9:dD:264:LYS:N	2.53	0.41
6:aD:335:ASN:HB3	8:cD:322:THR:HG22	2.03	0.41
23:uD:61:ARG:NH1	23:uD:130:VAL:O	2.54	0.41
24:vD:80:SER:O	24:vD:84:LEU:N	2.50	0.41
6:aE:134:SER:HA	6:aE:139:MET:HE3	2.03	0.41
36:bE:613:CLA:H201	43:bE:617:BCR:H333	2.03	0.41
36:dE:403:CLA:H43	36:hE:101:CLA:H101	2.02	0.41
14:jE:11:LEU:HD23	14:jE:11:LEU:HA	1.90	0.41
14:jE:11:LEU:O	14:jE:14:THR:OG1	2.38	0.41
3:fF:43:MET:HE3	3:fF:43:MET:HB3	1.97	0.41
29:gF:84:ARG:NH2	33:gF:201:CYC:O2A	2.53	0.41
4:hF:24:ILE:O	4:hF:28:LYS:N	2.54	0.41
4:lF:63:SER:OG	4:lF:64:ASP:N	2.52	0.41
30:mF:36:ARG:O	30:mF:40:VAL:HG23	2.21	0.41
31:jH:88:ILE:HG13	33:jH:201:CYC:HBC1	2.02	0.41
32:mH:152:ASP:H	33:mH:201:CYC:HMD1	1.86	0.41
32:mI:59:LEU:CD2	32:mI:130:GLY:HA2	2.45	0.41
31:dJ:148:VAL:CG1	33:mJ:201:CYC:HMB3	2.51	0.41
31:jJ:24:ILE:HD13	33:jJ:202:CYC:CBB	2.51	0.41
31:lJ:88:ILE:HG13	33:lJ:201:CYC:HBC1	2.02	0.41
3:iK:8:ILE:O	3:iK:12:ASP:N	2.49	0.41
4:7L:119:LEU:HD23	4:7L:119:LEU:HA	1.91	0.41
4:TB:65:ILE:HB	4:TB:72:MET:HE2	2.02	0.40
3:ZB:6:LYS:HD3	3:ZB:6:LYS:HA	1.90	0.40
1:BC:200:GLN:O	1:BC:201:THR:HB	2.21	0.40
7:BD:91:TRP:CE3	36:BD:606:CLA:CBA	3.02	0.40
7:BD:325:PHE:CG	16:LD:36:TYR:HB3	2.56	0.40
7:BD:409:LYS:HE2	7:BD:409:LYS:HB3	1.86	0.40
8:CD:320:GLY:N	8:CD:324:LEU:O	2.42	0.40
8:CD:402:GLN:N	8:CD:402:GLN:OE1	2.51	0.40
7:BE:63:MET:HG3	7:BE:66:MET:HE3	2.03	0.40
36:CE:504:CLA:H2	36:CE:505:CLA:ND	2.35	0.40
43:CE:519:BCR:H391	15:KE:35:ALA:HB2	2.02	0.40
9:DE:85:LEU:HD13	9:DE:107:LEU:HD11	2.02	0.40
15:KE:10:LEU:HD12	15:KE:10:LEU:C	2.46	0.40

Continued on next page...

Continued from previous page...

Atom-1	Atom-2	Interatomic distance (Å)	Clash overlap (Å)
15:KE:11:PRO:HB2	15:KE:14:TYR:HB2	2.03	0.40
3:ZF:43:MET:HE3	3:ZF:43:MET:HB3	1.97	0.40
28:BG:139:MET:CG	28:BG:140:PHE:N	2.83	0.40
28:BG:142:ASP:O	28:BG:146:GLN:HB3	2.21	0.40
4:HG:44:ILE:HD13	4:HG:44:ILE:HA	1.95	0.40
3:IG:83:ARG:HG3	3:IG:87:TYR:CZ	2.54	0.40
3:IG:83:ARG:HD3	33:IG:201:CYC:C4A	2.51	0.40
3:IG:101:VAL:HG12	3:IG:155:TYR:HE2	1.74	0.40
3:RG:94:TYR:OH	4:SG:17:LYS:O	2.39	0.40
4:IK:56:VAL:C	4:IK:61:LEU:HD23	2.45	0.40
4:MK:74:THR:OG1	3:9K:107:ILE:O	2.38	0.40
3:ZK:24:ASP:HA	3:ZK:27:LYS:HB3	2.02	0.40
28:BL:110:LYS:C	28:BL:111:THR:CG2	2.89	0.40
3:IL:88:TYR:O	3:IL:92:ILE:HG13	2.21	0.40
3:NL:20:PRO:HD2	3:RL:101:VAL:HG21	2.03	0.40
4:OL:121:VAL:CG1	4:OL:122:PRO:HD2	2.51	0.40
29:QL:153:LEU:HD13	29:QL:154:GLU:N	2.36	0.40
4:SL:71:ASN:O	4:SL:77:ARG:NH1	2.45	0.40
7:B1:16:PRO:HG2	7:B1:123:PHE:HB3	2.03	0.40
8:C1:194:LEU:HD23	8:C1:194:LEU:HA	1.84	0.40
8:C1:196:ILE:HG12	43:C1:516:BCR:H24C	2.03	0.40
43:c1:515:BCR:H332	13:i1:20:ILE:HD13	1.94	0.40
9:d1:120:PHE:CZ	36:d1:403:CLA:C15	2.96	0.40
16:l1:28:VAL:HG21	42:l1:101:LHG:H201	2.04	0.40
23:u1:86:VAL:HG23	23:u1:87:GLN:HG2	2.03	0.40
31:b2:2:LYS:HG2	31:b2:7:GLU:OE2	2.20	0.40
31:d2:88:ILE:HG13	33:d2:201:CYC:HBC1	2.02	0.40
31:f2:3:THR:HB	31:f2:4:PRO:HD3	2.03	0.40
31:f2:61:ASN:O	32:gH:144:ASP:OD1	2.38	0.40
31:f2:112:ILE:HG22	1:B2:23:VAL:CG2	2.51	0.40
31:f2:112:ILE:HG22	1:B2:23:VAL:HG22	2.02	0.40
32:k2:59:LEU:CD2	32:k2:130:GLY:HA2	2.44	0.40
32:k2:69:PRO:O	32:k2:69:PRO:CD	2.66	0.40
1:B2:61:LEU:HD12	1:B2:96:ARG:HH12	1.86	0.40
1:B2:237:ARG:O	1:B2:237:ARG:CZ	2.69	0.40
32:e3:123:PRO:O	32:e3:123:PRO:CD	2.69	0.40
31:h3:60:TYR:CD1	31:h3:67:THR:CG2	2.97	0.40
1:B3:61:LEU:HD12	1:B3:96:ARG:HH12	1.86	0.40
5:U4:20:ARG:NH2	3:Q4:12:ASP:OD1	2.49	0.40
3:w4:3:ILE:HG22	3:w4:26:ILE:HD11	2.02	0.40
3:o4:83:ARG:C	3:o4:85:LEU:N	2.78	0.40

Continued on next page...

Continued from previous page...

Atom-1	Atom-2	Interatomic distance (Å)	Clash overlap (Å)
2:B4:7:GLY:HA3	2:B4:424:PRO:HD3	2.02	0.40
4:P4:74:THR:OG1	3:Q4:107:ILE:O	2.35	0.40
32:c5:102:ALA:HB2	32:c5:166:ARG:NH1	2.35	0.40
31:h5:88:ILE:HG13	33:h5:201:CYC:HBC1	2.02	0.40
32:i5:8:VAL:HG12	32:i5:19:LEU:CD2	2.51	0.40
32:g6:59:LEU:CD1	32:g6:130:GLY:CA	2.90	0.40
32:c7:38:LEU:CD2	32:c7:98:PHE:HA	2.50	0.40
31:d7:3:THR:HB	31:d7:4:PRO:HD3	2.03	0.40
1:B8:23:VAL:CG2	31:f8:112:ILE:HG22	2.51	0.40
32:c8:123:PRO:O	32:c8:123:PRO:CD	2.69	0.40
31:h8:3:THR:HB	31:h8:4:PRO:HD3	2.03	0.40
32:i8:59:LEU:CD2	32:i8:130:GLY:HA2	2.44	0.40
32:m8:8:VAL:HG12	32:m8:19:LEU:CD2	2.51	0.40
32:m9:8:VAL:HG12	32:m9:19:LEU:CD2	2.51	0.40
31:fA:3:THR:HB	31:fA:4:PRO:HD3	2.03	0.40
32:iA:8:VAL:HG12	32:iA:19:LEU:CD2	2.51	0.40
4:tB:77:ARG:HH11	4:tB:77:ARG:HD2	1.65	0.40
3:uB:90:ARG:O	3:uB:93:THR:OG1	2.37	0.40
6:aD:212:SER:HB3	9:dD:211:CYS:HB3	2.03	0.40
7:bD:495:PHE:CD1	7:bD:504:ARG:HG2	2.56	0.40
8:cD:134:PHE:HD2	36:cD:513:CLA:CMC	2.22	0.40
8:cD:295:GLU:OE2	8:cD:352:TRP:NE1	2.44	0.40
9:dD:233:ARG:HD2	9:dD:233:ARG:HA	1.86	0.40
11:fD:33:LEU:HD22	11:fD:33:LEU:H	1.86	0.40
18:oD:71:LEU:HD13	18:oD:109:VAL:HG22	2.03	0.40
18:oD:76:THR:HA	18:oD:264:VAL:HG11	2.02	0.40
19:qD:121:LYS:HA	19:qD:121:LYS:HD2	1.75	0.40
6:aE:335:ASN:HB3	8:cE:322:THR:HG22	2.03	0.40
45:aE:412:PHO:H41	9:dE:121:ALA:CB	2.51	0.40
37:dE:408:PL9:H422	37:dE:408:PL9:H461	1.88	0.40
18:oE:171:SER:O	18:oE:226:GLY:N	2.43	0.40
19:qE:121:LYS:HA	19:qE:121:LYS:HD2	1.75	0.40
3:dF:37:VAL:HG12	3:dF:97:VAL:HG12	2.03	0.40
29:gF:9:ILE:O	29:gF:13:ASP:N	2.54	0.40
4:nF:2:GLN:O	4:nF:102:SER:OG	2.39	0.40
4:nF:7:SER:O	4:nF:11:SER:N	2.52	0.40
4:nF:60:LEU:O	4:nF:66:THR:OG1	2.39	0.40
32:mH:40:SER:O	32:mH:44:ILE:HG13	2.21	0.40
31:lI:88:ILE:HG13	33:lI:201:CYC:HBC1	2.02	0.40
32:cJ:36:LYS:O	32:cJ:37:ARG:C	2.63	0.40
32:cJ:38:LEU:CD2	32:cJ:98:PHE:HA	2.50	0.40

Continued on next page...

Continued from previous page...

Atom-1	Atom-2	Interatomic distance (Å)	Clash overlap (Å)
31:fJ:149:GLU:C	31:fJ:152:SER:HG	2.21	0.40
3:fK:6:LYS:O	3:fK:10:ASN:ND2	2.54	0.40
4:hK:77:ARG:HG2	33:hK:201:CYC:HMD1	2.03	0.40
1:BA:23:VAL:HG21	31:fA:112:ILE:CG2	2.51	0.40
1:BA:23:VAL:HG22	31:fA:112:ILE:HG22	2.02	0.40
2:BB:123:GLY:O	12:HD:21:VAL:CG1	2.69	0.40
2:BB:848:LEU:HA	2:BB:851:PHE:HB3	2.03	0.40
2:CB:551:PHE:CZ	4:KK:6:THR:HG21	2.55	0.40
2:CB:608:MET:HE3	2:CB:608:MET:HB2	1.91	0.40
2:CB:848:LEU:HA	2:CB:851:PHE:HB3	2.03	0.40
3:XB:65:VAL:HG11	33:XB:201:CYC:HMC2	2.02	0.40
3:ZB:156:LEU:HD12	3:ZB:156:LEU:HA	1.93	0.40
8:CD:193:PRO:CD	7:BE:161:LEU:CD1	2.71	0.40
8:CD:313:ALA:HB1	23:UD:123:ASP:OD1	2.20	0.40
8:CD:443:GLU:HG2	8:CD:444:LYS:HG3	2.03	0.40
36:CD:513:CLA:H62	36:CD:513:CLA:H92	1.82	0.40
9:DD:65:SER:OG	9:DD:77:ALA:O	2.36	0.40
38:LD:102:SQD:H121	38:LD:102:SQD:H152	1.94	0.40
6:AE:103:ASP:OD1	39:AE:408:LMG:O5	2.34	0.40
7:BE:75:TRP:HE3	7:BE:94:GLU:CB	2.26	0.40
7:BE:91:TRP:CE3	36:BE:606:CLA:CBA	3.02	0.40
8:CE:394:VAL:HG13	8:CE:402:GLN:CB	2.50	0.40
36:CE:505:CLA:H51	36:CE:505:CLA:H8	1.89	0.40
18:OE:166:THR:OG1	18:OE:168:THR:OG1	2.32	0.40
19:QE:111:HIS:CG	19:QE:133:GLU:HG2	2.56	0.40
23:UE:61:ARG:NH1	23:UE:130:VAL:O	2.55	0.40
4:KF:26:LYS:HE2	4:KF:26:LYS:HB3	1.90	0.40
28:BG:119:THR:C	4:MG:151:ILE:CD1	2.95	0.40
3:IG:27:LYS:CG	4:JG:38:VAL:HG21	2.50	0.40
3:NG:82:LEU:HD11	1:BJ:200:GLN:HG2	2.03	0.40
33:OG:201:CYC:HB	33:OG:201:CYC:HMA3	1.87	0.40
30:VG:7:VAL:HG22	30:VG:22:GLU:OE1	2.20	0.40
1:BI:58:HIS:C	32:gI:84:ARG:NH1	2.77	0.40
1:BI:237:ARG:O	1:BI:237:ARG:CZ	2.69	0.40
3:AL:25:ARG:NH1	3:IL:25:ARG:HG2	2.25	0.40
3:IL:6:LYS:HE3	3:IL:102:THR:CG2	2.45	0.40
4:UL:4:ALA:N	4:UL:100:ASP:OD1	2.54	0.40
7:B1:143:LEU:O	7:B1:147:GLY:N	2.47	0.40
7:B1:462:PHE:HA	36:B1:610:CLA:HMC2	2.03	0.40
36:C1:511:CLA:H172	36:C1:514:CLA:HMD2	2.04	0.40
43:C1:519:BCR:H322	15:K1:21:VAL:HG22	2.03	0.40

Continued on next page...

Continued from previous page...

Atom-1	Atom-2	Interatomic distance (Å)	Clash overlap (Å)
43:D1:406:BCR:H19C	39:D1:410:LMG:H351	2.02	0.40
37:a1:409:PL9:H351	37:a1:409:PL9:H371	1.86	0.40
7:b1:324:LEU:HB3	9:d1:295:ALA:HB2	2.02	0.40
7:b1:327:VAL:O	7:b1:444:ARG:NH2	2.54	0.40
7:b1:462:PHE:HA	36:b1:611:CLA:HMC2	2.03	0.40
43:b1:617:BCR:H371	43:b1:617:BCR:H24C	1.80	0.40
8:c1:14:ASP:OD1	8:c1:17:SER:N	2.52	0.40
8:c1:43:HIS:CD2	36:c1:510:CLA:H3A	2.55	0.40
8:c1:230:ILE:HD13	8:c1:230:ILE:HA	1.90	0.40
36:c1:502:CLA:H72	36:c1:502:CLA:H111	1.94	0.40
9:d1:222:LEU:HD23	9:d1:222:LEU:HA	1.94	0.40
40:d1:413:LMT:H32	10:e1:46:ALA:HB2	2.03	0.40
32:c2:123:PRO:O	32:c2:123:PRO:CD	2.69	0.40
32:i2:155:ALA:HA	32:i2:158:SER:OG	2.22	0.40
31:j2:3:THR:HB	31:j2:4:PRO:HD3	2.03	0.40
31:j2:24:ILE:HD13	33:j2:202:CYC:CBB	2.51	0.40
32:m2:8:VAL:HG12	32:m2:19:LEU:CD2	2.51	0.40
3:V4:91:LEU:HD11	3:V4:107:ILE:HG13	2.03	0.40
3:V4:91:LEU:HD21	3:V4:108:GLY:HA3	2.03	0.40
4:t4:1:MET:N	4:t4:106:GLU:OE1	2.55	0.40
3:q4:49:ARG:NE	3:q4:53:GLU:OE2	2.54	0.40
3:q4:52:LYS:HD3	3:q4:52:LYS:HA	1.76	0.40
3:q4:89:LEU:O	3:q4:93:THR:OG1	2.32	0.40
4:r4:76:ARG:CZ	2:C4:736:GLU:OE1	2.69	0.40
4:x4:43:THR:O	4:x4:47:ASN:ND2	2.43	0.40
2:B4:303:ARG:HH21	2:B4:309:TYR:HE2	1.68	0.40
2:C4:790:THR:OG1	2:C4:791:VAL:N	2.55	0.40
2:C4:848:LEU:HA	2:C4:851:PHE:HB3	2.03	0.40
3:O4:85:LEU:HD12	3:O4:85:LEU:HA	1.94	0.40
31:l5:88:ILE:HG13	33:l5:201:CYC:HBC1	2.02	0.40
32:m6:8:VAL:HG12	32:m6:19:LEU:CD2	2.51	0.40
1:B6:206:PHE:CD1	3:uB:76:GLU:CG	3.04	0.40
1:B6:237:ARG:O	1:B6:237:ARG:CZ	2.69	0.40
31:f7:22:THR:O	31:f7:26:VAL:HG23	2.22	0.40
32:g7:121:GLY:HA2	1:B7:189:ARG:HD2	2.01	0.40
32:k7:123:PRO:O	32:k7:123:PRO:CD	2.69	0.40
1:B8:23:VAL:HG22	31:f8:112:ILE:HG22	2.03	0.40
32:m8:123:PRO:O	32:m8:123:PRO:CD	2.69	0.40
33:iA:201:CYC:CBD	33:iA:201:CYC:CHA	2.86	0.40
3:wB:83:ARG:HA	3:wB:83:ARG:HD3	1.37	0.40
31:bC:2:LYS:NZ	31:hC:15:GLN:CB	2.85	0.40

Continued on next page...

Continued from previous page...

Atom-1	Atom-2	Interatomic distance (Å)	Clash overlap (Å)
7:bD:462:PHE:HA	36:bD:611:CLA:HMC2	2.03	0.40
36:bD:605:CLA:H192	36:hD:101:CLA:H111	2.03	0.40
36:bD:613:CLA:H111	36:bD:613:CLA:H72	1.81	0.40
8:cD:131:SER:O	8:cD:131:SER:OG	2.32	0.40
8:cD:292:THR:HG23	8:cD:295:GLU:H	1.85	0.40
8:cD:343:MET:HB2	8:cD:343:MET:HE3	1.81	0.40
18:oD:259:LYS:HE3	18:oD:259:LYS:HB3	1.74	0.40
7:bE:12:VAL:HG11	7:bE:22:VAL:HG11	2.03	0.40
7:bE:324:LEU:HB3	9:dE:295:ALA:HB2	2.02	0.40
7:bE:485:ASP:OD1	7:bE:485:ASP:N	2.45	0.40
8:cE:212:ILE:O	8:cE:280:ASN:ND2	2.49	0.40
8:cE:327:TYR:O	8:cE:339:GLY:N	2.52	0.40
36:cE:503:CLA:H41	36:cE:503:CLA:H61	1.91	0.40
9:dE:12:ARG:NH1	9:dE:20:ASP:OD2	2.54	0.40
40:dE:413:LMT:H32	10:eE:46:ALA:HB2	2.03	0.40
44:hE:104:DGD:HBE1	44:hE:104:DGD:HBF1	1.87	0.40
43:iE:102:BCR:H11C	43:iE:102:BCR:H341	1.95	0.40
14:jE:14:THR:H	14:jE:14:THR:HG1	1.65	0.40
23:uE:61:ARG:NH1	23:uE:130:VAL:O	2.54	0.40
30:mF:7:VAL:HG13	30:mF:22:GLU:OE1	2.20	0.40
4:7G:119:LEU:HD23	4:7G:119:LEU:HA	1.90	0.40
32:gH:123:PRO:O	32:gH:123:PRO:CD	2.69	0.40
32:mH:8:VAL:HG12	32:mH:19:LEU:CD2	2.51	0.40
31:bI:32:ARG:CB	31:hI:32:ARG:NH2	2.84	0.40
32:cI:123:PRO:O	32:cI:123:PRO:CD	2.69	0.40
31:dI:148:VAL:CG1	33:mI:201:CYC:HMB3	2.51	0.40
32:gI:151:GLY:N	33:gI:302:CYC:HMD2	2.36	0.40
32:kI:91:ARG:C	32:kI:95:TYR:CD2	2.98	0.40
32:mI:64:PRO:CD	32:mI:65:GLN:N	2.82	0.40
32:eJ:59:LEU:CD1	32:eJ:130:GLY:CA	2.90	0.40
32:iJ:102:ALA:HB2	32:iJ:166:ARG:NH1	2.36	0.40
32:kJ:35:ASN:O	32:kJ:36:LYS:C	2.63	0.40
32:kJ:123:PRO:O	32:kJ:123:PRO:CD	2.69	0.40
4:cK:130:ILE:HD13	4:cK:130:ILE:HA	1.94	0.40
33:eK:201:CYC:HMA3	33:eK:201:CYC:HAA1	1.94	0.40
29:gK:135:LYS:CB	29:gK:157:PHE:HB3	2.44	0.40
3:iK:23:LEU:HD22	4:jK:38:VAL:HG13	2.03	0.40
4:5L:126:THR:HB	33:5L:201:CYC:HMC1	2.02	0.40
3:6L:80:THR:O	3:6L:83:ARG:N	2.55	0.40
2:BB:603:ASP:OD1	2:BB:603:ASP:N	2.53	0.40
2:CB:35:LEU:HD13	4:hK:97:LEU:HD12	2.03	0.40

Continued on next page...

Continued from previous page...

Atom-1	Atom-2	Interatomic distance (Å)	Clash overlap (Å)
2:CB:232:LEU:O	2:CB:236:ASN:ND2	2.55	0.40
3:OB:53:GLU:O	3:OB:57:GLN:N	2.53	0.40
4:WB:67:ARG:O	4:WB:68:PRO:C	2.64	0.40
3:ZB:92:ILE:HD13	3:ZB:92:ILE:HA	1.90	0.40
1:BC:61:LEU:HD12	1:BC:96:ARG:HH12	1.86	0.40
7:BD:256:MET:HE2	7:BD:256:MET:HB2	1.85	0.40
36:BD:608:CLA:H43	36:HD:103:CLA:H101	2.03	0.40
8:CD:394:VAL:HG13	8:CD:402:GLN:CB	2.50	0.40
36:CD:511:CLA:H172	36:CD:514:CLA:HMD2	2.04	0.40
43:CD:520:BCR:H20C	43:CD:520:BCR:H361	1.89	0.40
18:OD:79:PHE:HD1	18:OD:79:PHE:HA	1.82	0.40
23:UD:61:ARG:NH1	23:UD:130:VAL:O	2.55	0.40
24:VD:139:ASN:O	24:VD:143:TYR:N	2.55	0.40
6:AE:234:ASN:ND2	9:DE:266:TRP:HB2	2.34	0.40
6:AE:328:ILE:HD11	9:DE:325:ILE:HD11	2.04	0.40
42:AE:411:LHG:H272	42:AE:411:LHG:H242	1.95	0.40
7:BE:103:LEU:O	7:BE:107:LEU:N	2.52	0.40
7:BE:188:GLU:O	7:BE:191:ASN:ND2	2.54	0.40
26:YE:63:PHE:HD1	26:YE:64:GLU:HG2	1.85	0.40
3:JF:115:MET:HE2	3:JF:115:MET:HB2	1.78	0.40
3:IG:18:LEU:CD1	4:JG:97:LEU:HD12	2.51	0.40
3:IG:134:LYS:CG	3:IG:153:PHE:CD1	2.96	0.40
4:OG:93:THR:HA	4:OG:96:MET:HB3	2.02	0.40
4:OG:121:VAL:CG1	4:OG:122:PRO:HD2	2.51	0.40
1:BJ:209:GLN:NE2	1:BJ:209:GLN:C	2.73	0.40
3:JK:4:VAL:HG22	3:JK:26:ILE:HD12	2.03	0.40
3:LK:105:GLU:HA	3:LK:109:VAL:HB	2.04	0.40
5:NK:14:THR:HG23	5:NK:15:ARG:HD2	2.02	0.40
3:AL:91:LEU:HD21	3:AL:107:ILE:HB	2.03	0.40
28:BL:132:ARG:HB2	28:BL:132:ARG:CZ	2.48	0.40
3:IL:86:ASP:O	3:IL:90:ARG:HG3	2.21	0.40
4:SL:37:ARG:NH1	4:SL:96:MET:O	2.53	0.40
7:B1:67:ALA:HA	7:B1:71:VAL:HG13	2.04	0.40
8:C1:63:VAL:H	8:C1:71:GLN:HE22	1.70	0.40
9:D1:198:MET:HE3	16:L1:32:LEU:HD11	2.02	0.40
6:a1:63:ILE:HG23	8:c1:324:LEU:HD12	2.03	0.40
6:a1:215:HIS:HE2	41:a1:411:BCT:HO3	1.66	0.40
6:a1:335:ASN:HB3	8:c1:322:THR:HG22	2.03	0.40
7:b1:188:GLU:O	7:b1:191:ASN:ND2	2.54	0.40
8:c1:292:THR:HG23	8:c1:295:GLU:H	1.85	0.40
26:y1:68:GLN:OE1	39:y1:101:LMG:O9	2.39	0.40

Continued on next page...

Continued from previous page...

Atom-1	Atom-2	Interatomic distance (Å)	Clash overlap (Å)
32:e2:59:LEU:CD2	32:e2:130:GLY:HA2	2.45	0.40
31:d3:3:THR:HB	31:d3:4:PRO:HD3	2.03	0.40
31:l3:88:ILE:HG13	33:l3:201:CYC:HBC1	2.02	0.40
5:b4:20:ARG:HH11	2:C4:744:THR:HB	1.87	0.40
3:u4:6:LYS:HD3	3:u4:102:THR:CG2	2.43	0.40
4:p4:133:MET:HA	4:p4:136:VAL:HG12	2.03	0.40
2:B4:412:LEU:HD22	2:B4:422:TRP:HH2	1.85	0.40
2:B4:790:THR:OG1	2:B4:791:VAL:N	2.55	0.40
3:O4:53:GLU:O	3:O4:57:GLN:N	2.53	0.40
1:B5:23:VAL:CG2	31:f5:112:ILE:HG22	2.51	0.40
31:b5:3:THR:HB	31:b5:4:PRO:HD3	2.03	0.40
32:i5:102:ALA:HB2	32:i5:166:ARG:NH1	2.36	0.40
31:f6:22:THR:O	31:f6:26:VAL:HG23	2.22	0.40
31:b7:3:THR:HB	31:b7:4:PRO:HD3	2.03	0.40
31:f7:112:ILE:CG2	1:B7:23:VAL:HG21	2.51	0.40
32:g7:123:PRO:O	32:g7:123:PRO:CD	2.69	0.40
32:i7:8:VAL:HG12	32:i7:19:LEU:CD2	2.51	0.40
32:c8:3:ASP:N	32:c8:6:THR:OG1	2.38	0.40
31:h8:88:ILE:HG13	33:h8:201:CYC:HBC1	2.02	0.40
31:j8:24:ILE:CD1	32:k8:42:ASN:OD1	2.60	0.40
31:b9:2:LYS:NZ	31:h9:15:GLN:CB	2.85	0.40
32:g9:151:GLY:N	33:g9:201:CYC:HMD2	2.36	0.40
1:B9:209:GLN:OE1	1:B9:209:GLN:CA	2.69	0.40
31:bA:32:ARG:CB	31:hA:32:ARG:NH2	2.84	0.40
32:cA:36:LYS:O	32:cA:37:ARG:C	2.63	0.40
31:fA:22:THR:O	31:fA:26:VAL:HG23	2.22	0.40
31:lA:88:ILE:HG13	33:lA:201:CYC:HBC1	2.02	0.40
3:qB:49:ARG:NE	3:qB:53:GLU:OE2	2.54	0.40
4:xB:96:MET:HE3	4:xB:96:MET:HB3	1.92	0.40
31:bC:32:ARG:CB	31:hC:32:ARG:NH2	2.84	0.40
32:cC:38:LEU:CD2	32:cC:98:PHE:HA	2.51	0.40
31:jC:24:ILE:HD13	33:jC:202:CYC:CBB	2.51	0.40
7:bD:327:VAL:O	7:bD:444:ARG:NH2	2.54	0.40
36:bD:614:CLA:H143	36:bD:614:CLA:H162	1.95	0.40
43:bD:616:BCR:H20C	43:bD:616:BCR:H361	1.96	0.40
9:dD:120:PHE:CZ	36:dD:403:CLA:C15	2.96	0.40
36:dD:403:CLA:H43	36:hD:101:CLA:H101	2.03	0.40
36:dD:405:CLA:H202	36:dD:405:CLA:H162	1.90	0.40
16:lD:28:VAL:HG21	42:lD:101:LHG:H201	2.04	0.40
18:oD:55:ARG:CG	18:oD:167:SER:CB	2.99	0.40
18:oD:171:SER:O	18:oD:226:GLY:N	2.43	0.40

Continued on next page...

Continued from previous page...

Atom-1	Atom-2	Interatomic distance (Å)	Clash overlap (Å)
18:oD:242:ILE:N	18:oD:264:VAL:O	2.55	0.40
6:aE:24:THR:O	9:dE:255:GLN:NE2	2.54	0.40
7:bE:55:MET:HE3	7:bE:63:MET:HE2	2.01	0.40
7:bE:188:GLU:O	7:bE:191:ASN:ND2	2.54	0.40
8:cE:226:TRP:CZ3	40:cE:501:LMT:H102	2.56	0.40
36:dE:406:CLA:H41	36:dE:406:CLA:H62	1.89	0.40
4:aF:109:LEU:HD23	4:aF:112:LEU:HD12	2.04	0.40
3:dF:3:ILE:O	3:dF:7:SER:N	2.54	0.40
3:dF:90:ARG:NH2	4:eF:16:GLY:O	2.54	0.40
4:hF:77:ARG:HG2	33:hF:201:CYC:HMD1	2.03	0.40
3:kF:20:PRO:HA	3:kF:23:LEU:HD13	2.03	0.40
30:mF:89:LEU:HD12	30:mF:89:LEU:HA	1.90	0.40
3:9F:84:ASP:OD2	3:9F:116:TYR:OH	2.34	0.40
32:cH:123:PRO:O	32:cH:123:PRO:CD	2.69	0.40
32:mI:152:ASP:H	33:mI:201:CYC:HMD1	1.86	0.40
31:fJ:22:THR:O	31:fJ:26:VAL:HG23	2.22	0.40
32:gJ:123:PRO:O	32:gJ:123:PRO:CD	2.69	0.40
31:jJ:3:THR:HB	31:jJ:4:PRO:HD3	2.03	0.40
33:mJ:201:CYC:CBD	33:mJ:201:CYC:CHA	2.85	0.40
29:gK:37:ARG:HH12	29:gK:100:GLY:HA2	1.87	0.40
4:1L:30:TYR:OH	4:1L:97:LEU:O	2.34	0.40
1:BA:222:LEU:HA	1:BA:222:LEU:HD22	1.74	0.40
2:BB:232:LEU:O	2:BB:236:ASN:ND2	2.55	0.40
33:RB:201:CYC:O2A	5:UB:17:ARG:NH2	2.54	0.40
7:BD:79:SER:CB	7:BD:84:VAL:CA	2.89	0.40
36:BD:603:CLA:H192	36:HD:103:CLA:H111	2.02	0.40
36:BD:613:CLA:H62	36:BD:613:CLA:H41	1.95	0.40
40:BD:623:LMT:H42	13:iD:4:LEU:HD13	2.03	0.40
43:DD:407:BCR:H19C	39:DD:411:LMG:H351	2.02	0.40
18:OD:76:THR:HA	18:OD:264:VAL:HG11	2.02	0.40
23:UD:44:LYS:HD3	23:UD:44:LYS:HA	1.89	0.40
6:AE:51:ALA:HB2	43:IE:102:BCR:H381	2.03	0.40
36:BE:612:CLA:H201	43:BE:616:BCR:H333	2.03	0.40
42:BE:620:LHG:H162	16:LE:21:LEU:HD12	2.03	0.40
8:CE:122:ARG:HH22	27:ZE:33:TRP:NE1	2.20	0.40
23:UE:115:VAL:HG12	23:UE:120:GLN:HE22	1.86	0.40
28:EF:140:PHE:HB3	3:ZF:79:ALA:O	2.22	0.40
4:IF:47:ASN:HD22	4:IF:140:LEU:HD13	1.86	0.40
3:ZF:3:ILE:HD13	3:ZF:3:ILE:HA	1.95	0.40
28:BG:115:MET:O	4:MG:144:ASP:HB3	2.21	0.40
3:GG:8:ILE:HD13	3:GG:8:ILE:HA	1.94	0.40

Continued on next page...

Continued from previous page...

Atom-1	Atom-2	Interatomic distance (Å)	Clash overlap (Å)
3:IG:25:ARG:HA	3:IG:28:SER:OG	2.22	0.40
3:IG:89:LEU:CG	3:IG:133:MET:HE2	2.52	0.40
3:KG:86:ASP:OD1	4:LG:18:TYR:OH	2.37	0.40
4:LG:83:ARG:NH2	33:LG:201:CYC:HBA2	2.37	0.40
29:QG:37:ARG:HH12	29:QG:100:GLY:HA2	1.87	0.40
1:BH:61:LEU:HD12	1:BH:96:ARG:HH12	1.86	0.40
1:BI:209:GLN:OE1	1:BI:209:GLN:HA	2.22	0.40
1:BJ:23:VAL:HG22	31:fJ:112:ILE:HG22	2.03	0.40
28:EK:140:PHE:HB3	3:ZK:79:ALA:O	2.22	0.40
3:JK:79:ALA:HB3	1:B8:235:VAL:HG12	2.01	0.40
4:KK:104:LEU:HD21	4:KK:156:ILE:HG13	2.03	0.40
4:MK:39:ARG:HA	4:MK:42:THR:HG22	2.03	0.40
4:JL:12:SER:O	4:JL:12:SER:OG	2.36	0.40
3:PL:119:LEU:HD22	33:PL:201:CYC:HBD1	2.02	0.40
29:QL:37:ARG:HH12	29:QL:100:GLY:HA2	1.87	0.40
36:B1:613:CLA:H62	36:B1:613:CLA:H41	1.95	0.40
9:D1:12:ARG:NH1	9:D1:20:ASP:OD2	2.54	0.40
9:D1:106:GLN:OE1	9:D1:106:GLN:CA	2.70	0.40
9:D1:266:TRP:HA	9:D1:269:PHE:HB3	2.03	0.40
24:V1:31:GLU:HA	24:V1:34:THR:HG23	2.03	0.40
24:V1:139:ASN:O	24:V1:143:TYR:N	2.55	0.40
7:b1:12:VAL:HG11	7:b1:22:VAL:HG11	2.03	0.40
7:b1:72:THR:CG2	7:b1:81:THR:HG23	2.37	0.40
7:b1:161:LEU:HD21	8:cD:193:PRO:HD2	2.03	0.40
8:c1:224:HIS:HA	8:c1:227:ILE:HG22	2.02	0.40
9:d1:12:ARG:NH1	9:d1:20:ASP:OD2	2.54	0.40
23:u1:59:SER:HB3	23:u1:62:GLU:HG2	2.03	0.40
23:u1:115:VAL:HG12	23:u1:120:GLN:HE22	1.86	0.40
26:y1:73:SER:C	26:y1:75:ILE:N	2.80	0.40
31:d2:22:THR:O	31:d2:26:VAL:HG23	2.22	0.40
33:g2:201:CYC:CBD	33:g2:201:CYC:CHA	2.86	0.40
32:i2:40:SER:CB	32:i2:142:VAL:HG11	2.52	0.40
31:b3:2:LYS:NZ	31:h3:15:GLN:CB	2.85	0.40
32:i3:123:PRO:O	32:i3:123:PRO:CD	2.69	0.40
3:y4:15:ALA:O	4:z4:90:ARG:NH1	2.55	0.40
2:B4:120:ARG:O	2:B4:120:ARG:CD	2.69	0.40
2:C4:232:LEU:O	2:C4:236:ASN:ND2	2.55	0.40
2:C4:603:ASP:N	2:C4:603:ASP:OD1	2.53	0.40
2:C4:608:MET:HE3	2:C4:608:MET:HB2	1.91	0.40
2:C4:675:ARG:HH11	2:C4:675:ARG:HD2	1.75	0.40
2:C4:692:LEU:HD23	2:C4:698:MET:CE	2.51	0.40

Continued on next page...

Continued from previous page...

Atom-1	Atom-2	Interatomic distance (Å)	Clash overlap (Å)
2:C4:774:LYS:HE2	2:C4:776:GLU:OE2	2.22	0.40
1:B5:61:LEU:HD12	1:B5:96:ARG:HH12	1.86	0.40
31:b5:2:LYS:NZ	31:h5:15:GLN:CB	2.85	0.40
32:c5:69:PRO:O	32:c5:69:PRO:CD	2.66	0.40
32:m5:8:VAL:HG12	32:m5:19:LEU:CD2	2.51	0.40
33:c6:202:CYC:HMB3	31:h6:148:VAL:CG1	2.46	0.40
33:e6:202:CYC:HBD1	33:e6:202:CYC:CHA	2.28	0.40
33:g6:201:CYC:CBD	33:g6:201:CYC:CHA	2.86	0.40
33:g6:202:CYC:O2A	1:B6:58:HIS:HB3	2.21	0.40
32:i6:8:VAL:HG12	32:i6:19:LEU:CD2	2.51	0.40
32:i6:155:ALA:HA	32:i6:158:SER:OG	2.22	0.40
31:l6:22:THR:O	31:l6:26:VAL:HG23	2.22	0.40
32:m6:40:SER:O	32:m6:44:ILE:HG13	2.21	0.40
31:b7:24:ILE:CB	33:c7:202:CYC:HBB1	2.43	0.40
31:j7:88:ILE:HG13	33:j7:201:CYC:HBC1	2.02	0.40
31:l7:88:ILE:HG13	33:l7:201:CYC:HBC1	2.02	0.40
32:c8:36:LYS:O	32:c8:37:ARG:C	2.63	0.40
31:h9:3:THR:HB	31:h9:4:PRO:HD3	2.03	0.40
32:i9:155:ALA:HA	32:i9:158:SER:OG	2.22	0.40
1:B9:237:ARG:O	1:B9:237:ARG:CZ	2.69	0.40
31:bA:2:LYS:NZ	31:hA:15:GLN:CB	2.85	0.40
32:cA:113:LEU:C	32:cA:116:THR:HG1	2.28	0.40
32:gA:113:LEU:O	32:gA:116:THR:OG1	2.36	0.40
32:mA:8:VAL:HG12	32:mA:19:LEU:CD2	2.51	0.40
4:tB:1:MET:N	4:tB:106:GLU:OE1	2.55	0.40
4:tB:17:LYS:HE2	4:tB:17:LYS:HB3	1.88	0.40
4:pB:133:MET:HA	4:pB:136:VAL:HG12	2.03	0.40
4:zB:131:GLN:HA	4:zB:134:LYS:HG2	2.04	0.40
6:aD:134:SER:HA	6:aD:139:MET:HE3	2.03	0.40
8:cD:188:ASN:C	8:cD:189:PRO:O	2.62	0.40
36:cD:503:CLA:H41	36:cD:503:CLA:H61	1.91	0.40
9:dD:12:ARG:NH1	9:dD:20:ASP:OD2	2.54	0.40
9:dD:341:PHE:HA	9:dD:342:PRO:HD3	1.87	0.40
15:kD:23:ILE:CD1	26:yD:72:LEU:CD1	2.82	0.40
43:kD:102:BCR:H24C	43:kD:102:BCR:H371	1.86	0.40
6:aE:32:TRP:CH2	13:iE:22:GLY:CA	3.04	0.40
6:aE:123:ILE:HD12	6:aE:123:ILE:HA	1.93	0.40
7:bE:63:MET:HG3	7:bE:66:MET:HE3	2.03	0.40
38:cE:502:SQD:H91	38:cE:502:SQD:H122	1.84	0.40
9:dE:55:VAL:HG11	9:dE:110:LEU:HG	2.04	0.40
18:oE:242:ILE:N	18:oE:264:VAL:O	2.55	0.40

Continued on next page...

Continued from previous page...

Atom-1	Atom-2	Interatomic distance (Å)	Clash overlap (Å)
29:gF:37:ARG:HH12	29:gF:100:GLY:HA2	1.87	0.40
29:gF:142:VAL:CG2	29:gF:153:LEU:HD21	2.47	0.40
4:hF:81:CYS:CA	33:hF:201:CYC:C4C	2.92	0.40
4:lF:104:LEU:HD12	4:lF:156:ILE:HD11	2.03	0.40
4:lF:130:ILE:HD13	4:lF:130:ILE:HA	1.94	0.40
4:1G:134:LYS:O	4:1G:137:THR:OG1	2.38	0.40
31:bI:3:THR:HB	31:bI:4:PRO:HD3	2.03	0.40
31:hI:88:ILE:HG13	33:hI:201:CYC:HBC1	2.02	0.40
32:iI:123:PRO:O	32:iI:123:PRO:CD	2.69	0.40
32:cJ:123:PRO:O	32:cJ:123:PRO:CD	2.69	0.40
31:lJ:22:THR:O	31:lJ:26:VAL:HG23	2.22	0.40
32:mJ:8:VAL:HG12	32:mJ:19:LEU:CD2	2.51	0.40
32:mJ:40:SER:O	32:mJ:44:ILE:HG13	2.21	0.40
4:cK:83:ARG:NH2	4:cK:84:ASP:OD1	2.54	0.40
3:fK:147:ALA:HB2	3:6L:143:GLY:HA3	2.03	0.40
4:1L:77:ARG:HG2	33:1L:201:CYC:HAD1	2.04	0.40
1:BA:48:TRP:CH2	31:fA:16:GLY:HA3	2.57	0.40
2:BB:7:GLY:HA3	2:BB:424:PRO:HD3	2.03	0.40
2:BB:160:MET:O	2:BB:163:SER:OG	2.27	0.40
2:CB:7:GLY:HA3	2:CB:424:PRO:HD3	2.02	0.40
2:CB:489:LYS:CE	4:YK:76:ARG:CD	2.88	0.40
2:CB:514:ASN:OD1	5:NK:17:ARG:NH2	2.55	0.40
2:CB:731:VAL:HG23	33:rB:201:CYC:HBD2	1.99	0.40
3:ZB:16:ARG:O	4:aB:94:TYR:OH	2.37	0.40
7:BD:67:ALA:HA	7:BD:71:VAL:HG13	2.03	0.40
8:CD:63:VAL:H	8:CD:71:GLN:HE22	1.70	0.40
36:CD:505:CLA:H8	36:CD:505:CLA:H51	1.89	0.40
44:HD:102:DGD:HB91	44:HD:102:DGD:HB62	1.89	0.40
24:VD:117:HIS:ND1	24:VD:118:PRO:O	2.46	0.40
6:AE:24:THR:O	6:AE:24:THR:OG1	2.37	0.40
6:AE:136:ARG:O	13:IE:32:PRO:HG3	2.21	0.40
7:BE:327:VAL:O	7:BE:444:ARG:NH2	2.54	0.40
36:BE:613:CLA:H62	36:BE:613:CLA:H41	1.95	0.40
40:BE:623:LMT:H42	13:iE:4:LEU:HD13	2.03	0.40
8:CE:117:ILE:HD12	8:CE:117:ILE:HA	1.89	0.40
44:CE:517:DGD:HB31	44:CE:517:DGD:HB62	1.86	0.40
43:DE:407:BCR:H19C	39:DE:411:LMG:H351	2.02	0.40
24:VE:139:ASN:O	24:VE:143:TYR:N	2.55	0.40
28:BG:136:ASN:CA	29:QG:64:PRO:HD2	2.44	0.40
28:BG:143:MET:HE2	28:BG:143:MET:HB3	1.84	0.40
29:QG:10:LYS:HG2	29:QG:14:ILE:HG23	2.02	0.40

Continued on next page...

Continued from previous page...

Atom-1	Atom-2	Interatomic distance (Å)	Clash overlap (Å)
29:QG:47:ASN:O	29:QG:51:LEU:N	2.54	0.40
1:BH:23:VAL:CG2	31:fH:112:ILE:HG22	2.51	0.40
1:BI:23:VAL:CG2	31:fI:112:ILE:HG22	2.51	0.40
1:BJ:227:GLN:CD	1:BJ:227:GLN:H	2.22	0.40
4:IK:61:LEU:HD13	4:IK:61:LEU:HA	1.87	0.40
3:JK:2:SER:N	3:JK:100:ASP:OD2	2.54	0.40
3:ZK:126:VAL:CG2	33:ZK:201:CYC:HAC1	2.47	0.40
4:HL:9:ILE:O	4:HL:13:ASP:N	2.55	0.40
33:RL:201:CYC:HAC1	33:RL:201:CYC:HHD	1.71	0.40
36:B1:614:CLA:H3A	36:B1:614:CLA:HBA1	1.80	0.40
7:b1:347:THR:OG1	7:b1:398:THR:OG1	2.35	0.40
8:c1:242:LYS:HE2	8:c1:242:LYS:HB2	1.92	0.40
8:c1:256:GLU:C	8:c1:259:LEU:H	2.25	0.40
8:c1:444:LYS:HD3	9:d1:228:GLY:O	2.21	0.40
10:e1:38:VAL:HG21	11:f1:38:ALA:CB	2.46	0.40
18:o1:167:SER:O	18:o1:167:SER:OG	2.30	0.40
31:f2:16:GLY:HA3	1:B2:48:TRP:CH2	2.56	0.40
32:g2:102:ALA:HB2	32:g2:166:ARG:NH1	2.36	0.40
31:h2:22:THR:O	31:h2:26:VAL:HG23	2.22	0.40
32:i2:123:PRO:O	32:i2:123:PRO:CD	2.69	0.40
31:l2:22:THR:O	31:l2:26:VAL:HG23	2.22	0.40
4:a4:71:ASN:OD1	4:a4:120:GLY:C	2.64	0.40
4:T4:46:ALA:HB2	3:w4:154:ASP:HB3	2.04	0.40
4:T4:150:GLY:HA2	4:T4:153:PHE:HB2	2.04	0.40
5:U4:57:THR:OG1	4:P4:106:GLU:OE1	2.40	0.40
3:u4:37:VAL:HG12	3:u4:97:VAL:HG12	2.03	0.40
3:q4:39:ILE:O	3:q4:42:THR:OG1	2.38	0.40
2:C4:350:ASN:OD1	4:eF:107:ARG:NH2	2.49	0.40
2:C4:529:LEU:HD23	2:C4:529:LEU:HA	1.91	0.40
32:k5:84:ARG:NH2	31:l5:117:GLU:OE1	2.40	0.40
31:l5:22:THR:O	31:l5:26:VAL:HG23	2.22	0.40
31:l5:38:LEU:HD11	32:m5:31:VAL:HG21	2.04	0.40
31:b6:2:LYS:NZ	31:h6:15:GLN:CB	2.85	0.40
31:f6:112:ILE:HG22	1:B6:23:VAL:HG22	2.02	0.40
31:h6:22:THR:O	31:h6:26:VAL:HG23	2.22	0.40
1:B6:207:VAL:O	1:B6:207:VAL:CG2	2.69	0.40
32:c7:155:ALA:O	32:c7:158:SER:CA	2.70	0.40
32:e7:123:PRO:O	32:e7:123:PRO:CD	2.69	0.40
31:f7:16:GLY:HA3	1:B7:48:TRP:CH2	2.57	0.40
31:h7:3:THR:HB	31:h7:4:PRO:HD3	2.03	0.40
1:B7:222:LEU:HD22	1:B7:222:LEU:HA	1.74	0.40

Continued on next page...

Continued from previous page...

Atom-1	Atom-2	Interatomic distance (Å)	Clash overlap (Å)
31:d8:22:THR:O	31:d8:26:VAL:HG23	2.22	0.40
32:i8:123:PRO:O	32:i8:123:PRO:CD	2.69	0.40
32:k8:59:LEU:CD2	32:k8:130:GLY:HA2	2.44	0.40
31:l8:22:THR:O	31:l8:26:VAL:HG23	2.22	0.40
31:d9:88:ILE:HG13	33:d9:201:CYC:HBC1	2.02	0.40
32:g9:123:PRO:O	32:g9:123:PRO:CD	2.69	0.40
32:i9:59:LEU:CD1	32:i9:130:GLY:CA	2.90	0.40
31:j9:24:ILE:HD11	32:k9:42:ASN:CG	2.43	0.40
31:j9:24:ILE:HD13	33:j9:202:CYC:CBB	2.51	0.40
32:k9:82:CYS:HG	33:k9:201:CYC:HAC1	1.84	0.40
33:cA:202:CYC:CBD	33:cA:202:CYC:CHA	2.85	0.40
31:dA:3:THR:HB	31:dA:4:PRO:HD3	2.03	0.40
31:dA:88:ILE:HG13	33:dA:201:CYC:HBC1	2.02	0.40
32:eA:123:PRO:O	32:eA:123:PRO:CD	2.69	0.40
31:hA:22:THR:O	31:hA:26:VAL:HG23	2.22	0.40
31:jA:24:ILE:HD13	33:jA:202:CYC:CBB	2.51	0.40
4:aB:71:ASN:OD1	4:aB:120:GLY:C	2.64	0.40
4:aB:91:TYR:HA	4:aB:94:TYR:HB2	2.03	0.40
4:vB:28:LYS:HD2	4:vB:28:LYS:HA	1.87	0.40
4:vB:156:ILE:O	4:vB:160:LEU:N	2.49	0.40
4:rB:109:LEU:HD21	4:rB:156:ILE:HG23	2.02	0.40
3:yB:15:ALA:O	4:zB:90:ARG:NH1	2.55	0.40
31:fC:22:THR:O	31:fC:26:VAL:HG23	2.22	0.40
31:hC:22:THR:O	31:hC:26:VAL:HG23	2.22	0.40
32:iC:8:VAL:HG12	32:iC:19:LEU:CD2	2.51	0.40
32:mC:8:VAL:HG12	32:mC:19:LEU:CD2	2.51	0.40
7:bD:16:PRO:HG2	7:bD:123:PHE:HB3	2.03	0.40
7:bD:103:LEU:O	7:bD:107:LEU:N	2.52	0.40
36:bD:609:CLA:H91	36:bD:609:CLA:H112	1.94	0.40
36:bD:615:CLA:HBA1	36:bD:615:CLA:H3A	1.80	0.40
36:cD:511:CLA:H122	36:cD:511:CLA:H8	1.81	0.40
9:dD:55:VAL:HG11	9:dD:110:LEU:HG	2.04	0.40
9:dD:329:MET:O	9:dD:333:ASP:N	2.48	0.40
43:zD:101:BCR:H15C	43:zD:101:BCR:H351	1.81	0.40
7:bE:462:PHE:HA	36:bE:611:CLA:HMC2	2.03	0.40
43:bE:617:BCR:H20C	43:bE:617:BCR:H361	1.83	0.40
8:cE:192:ASN:HA	8:cE:193:PRO:HD3	1.89	0.40
9:dE:120:PHE:CZ	36:dE:403:CLA:C15	2.96	0.40
10:eE:73:LYS:HE3	10:eE:73:LYS:HB3	1.78	0.40
4:cF:83:ARG:NH2	4:cF:84:ASP:OD1	2.54	0.40
3:dF:62:ARG:HA	3:dF:62:ARG:HD3	1.81	0.40

Continued on next page...

Continued from previous page...

Atom-1	Atom-2	Interatomic distance (Å)	Clash overlap (Å)
4:eF:46:ALA:HB2	3:iF:154:ASP:HB3	2.04	0.40
4:eF:156:ILE:HD13	4:eF:156:ILE:HA	1.97	0.40
3:4G:130:VAL:HG13	3:4G:157:ILE:HD13	2.03	0.40
31:hH:22:THR:O	31:hH:26:VAL:HG23	2.22	0.40
32:iH:123:PRO:O	32:iH:123:PRO:CD	2.69	0.40
32:kH:123:PRO:O	32:kH:123:PRO:CD	2.69	0.40
31:dI:22:THR:O	31:dI:26:VAL:HG23	2.22	0.40
32:iI:155:ALA:HA	32:iI:158:SER:OG	2.22	0.40
32:kI:35:ASN:O	32:kI:36:LYS:C	2.63	0.40
31:bJ:2:LYS:NZ	31:hJ:15:GLN:CB	2.85	0.40
32:iJ:64:PRO:CD	32:iJ:65:GLN:N	2.82	0.40
32:iJ:155:ALA:HA	32:iJ:158:SER:OG	2.22	0.40
3:dK:90:ARG:NH2	4:eK:16:GLY:O	2.54	0.40
3:fK:23:LEU:HD23	3:fK:23:LEU:HA	1.91	0.40
29:gK:10:LYS:HG2	29:gK:14:ILE:HG23	2.02	0.40
4:jK:149:MET:HE3	4:jK:149:MET:HB3	1.95	0.40
4:nK:2:GLN:O	4:nK:102:SER:OG	2.39	0.40
4:7L:109:LEU:HD23	4:7L:109:LEU:HA	1.94	0.40
4:7L:113:LYS:NZ	4:7L:161:SER:O	2.55	0.40

There are no symmetry-related clashes.

5.3 Torsion angles (i)

5.3.1 Protein backbone (i)

In the following table, the Percentiles column shows the percent Ramachandran outliers of the chain as a percentile score with respect to all PDB entries followed by that with respect to all EM entries.

The Analysed column shows the number of residues for which the backbone conformation was analysed, and the total number of residues.

Mol	Chain	Analysed	Favoured	Allowed	Outliers	Percentiles
1	B2	238/254 (94%)	215 (90%)	14 (6%)	9 (4%)	2 20
1	B3	238/254 (94%)	218 (92%)	10 (4%)	10 (4%)	2 19
1	B5	238/254 (94%)	215 (90%)	13 (6%)	10 (4%)	2 19
1	B6	238/254 (94%)	216 (91%)	16 (7%)	6 (2%)	4 28
1	B7	238/254 (94%)	214 (90%)	12 (5%)	12 (5%)	1 15

Continued on next page...

Continued from previous page...

Mol	Chain	Analysed	Favoured	Allowed	Outliers	Percentiles
1	B8	238/254 (94%)	215 (90%)	13 (6%)	10 (4%)	2 19
1	B9	238/254 (94%)	213 (90%)	18 (8%)	7 (3%)	3 26
1	BA	238/254 (94%)	223 (94%)	8 (3%)	7 (3%)	3 26
1	BC	238/254 (94%)	217 (91%)	10 (4%)	11 (5%)	2 17
1	BH	238/254 (94%)	215 (90%)	13 (6%)	10 (4%)	2 19
1	BI	238/254 (94%)	212 (89%)	17 (7%)	9 (4%)	2 20
1	BJ	238/254 (94%)	215 (90%)	13 (6%)	10 (4%)	2 19
2	B4	884/914 (97%)	806 (91%)	70 (8%)	8 (1%)	14 47
2	BB	884/914 (97%)	806 (91%)	68 (8%)	10 (1%)	11 43
2	C4	862/914 (94%)	799 (93%)	61 (7%)	2 (0%)	43 74
2	CB	862/914 (94%)	798 (93%)	62 (7%)	2 (0%)	43 74
3	4G	158/161 (98%)	152 (96%)	6 (4%)	0	100 100
3	4L	158/161 (98%)	152 (96%)	6 (4%)	0	100 100
3	6G	158/161 (98%)	152 (96%)	6 (4%)	0	100 100
3	6L	158/161 (98%)	153 (97%)	5 (3%)	0	100 100
3	9F	158/161 (98%)	151 (96%)	7 (4%)	0	100 100
3	9K	158/161 (98%)	151 (96%)	7 (4%)	0	100 100
3	AG	158/161 (98%)	150 (95%)	8 (5%)	0	100 100
3	AL	158/161 (98%)	150 (95%)	8 (5%)	0	100 100
3	GG	158/161 (98%)	154 (98%)	4 (2%)	0	100 100
3	GL	158/161 (98%)	154 (98%)	4 (2%)	0	100 100
3	IG	158/161 (98%)	149 (94%)	9 (6%)	0	100 100
3	IL	158/161 (98%)	149 (94%)	8 (5%)	1 (1%)	21 54
3	JF	158/161 (98%)	150 (95%)	8 (5%)	0	100 100
3	JK	158/161 (98%)	150 (95%)	8 (5%)	0	100 100
3	KG	158/161 (98%)	152 (96%)	6 (4%)	0	100 100
3	KL	158/161 (98%)	152 (96%)	6 (4%)	0	100 100
3	LF	158/161 (98%)	152 (96%)	6 (4%)	0	100 100
3	LK	158/161 (98%)	152 (96%)	6 (4%)	0	100 100
3	NG	158/161 (98%)	154 (98%)	4 (2%)	0	100 100
3	NL	158/161 (98%)	154 (98%)	4 (2%)	0	100 100

Continued on next page...

Continued from previous page...

Mol	Chain	Analysed	Favoured	Allowed	Outliers	Percentiles	
3	O4	158/161 (98%)	150 (95%)	8 (5%)	0	100	100
3	OB	158/161 (98%)	150 (95%)	8 (5%)	0	100	100
3	PG	158/161 (98%)	155 (98%)	3 (2%)	0	100	100
3	PL	158/161 (98%)	155 (98%)	3 (2%)	0	100	100
3	Q4	158/161 (98%)	156 (99%)	2 (1%)	0	100	100
3	QB	158/161 (98%)	156 (99%)	2 (1%)	0	100	100
3	RG	158/161 (98%)	151 (96%)	7 (4%)	0	100	100
3	RL	158/161 (98%)	151 (96%)	7 (4%)	0	100	100
3	S4	158/161 (98%)	153 (97%)	5 (3%)	0	100	100
3	SB	158/161 (98%)	153 (97%)	5 (3%)	0	100	100
3	TG	158/161 (98%)	152 (96%)	6 (4%)	0	100	100
3	TL	158/161 (98%)	152 (96%)	6 (4%)	0	100	100
3	V4	158/161 (98%)	151 (96%)	7 (4%)	0	100	100
3	VB	158/161 (98%)	151 (96%)	7 (4%)	0	100	100
3	X4	158/161 (98%)	152 (96%)	6 (4%)	0	100	100
3	XB	158/161 (98%)	152 (96%)	6 (4%)	0	100	100
3	XF	158/161 (98%)	156 (99%)	1 (1%)	1 (1%)	21	54
3	XK	158/161 (98%)	156 (99%)	1 (1%)	1 (1%)	21	54
3	Z4	158/161 (98%)	148 (94%)	10 (6%)	0	100	100
3	ZB	158/161 (98%)	148 (94%)	10 (6%)	0	100	100
3	ZF	158/161 (98%)	153 (97%)	5 (3%)	0	100	100
3	ZK	158/161 (98%)	153 (97%)	5 (3%)	0	100	100
3	bF	158/161 (98%)	154 (98%)	4 (2%)	0	100	100
3	bK	158/161 (98%)	154 (98%)	4 (2%)	0	100	100
3	dF	158/161 (98%)	153 (97%)	5 (3%)	0	100	100
3	dK	158/161 (98%)	153 (97%)	5 (3%)	0	100	100
3	fF	158/161 (98%)	150 (95%)	8 (5%)	0	100	100
3	fK	158/161 (98%)	151 (96%)	7 (4%)	0	100	100
3	iF	158/161 (98%)	151 (96%)	7 (4%)	0	100	100
3	iK	158/161 (98%)	151 (96%)	7 (4%)	0	100	100
3	kF	158/161 (98%)	152 (96%)	6 (4%)	0	100	100

Continued on next page...

Continued from previous page...

Mol	Chain	Analysed	Favoured	Allowed	Outliers	Percentiles	
3	kK	158/161 (98%)	152 (96%)	6 (4%)	0	100	100
3	o4	158/161 (98%)	153 (97%)	5 (3%)	0	100	100
3	oB	158/161 (98%)	153 (97%)	5 (3%)	0	100	100
3	q4	158/161 (98%)	152 (96%)	6 (4%)	0	100	100
3	qB	158/161 (98%)	152 (96%)	6 (4%)	0	100	100
3	s4	158/161 (98%)	152 (96%)	5 (3%)	1 (1%)	21	54
3	sB	158/161 (98%)	152 (96%)	5 (3%)	1 (1%)	21	54
3	u4	158/161 (98%)	154 (98%)	4 (2%)	0	100	100
3	uB	158/161 (98%)	154 (98%)	4 (2%)	0	100	100
3	w4	158/161 (98%)	154 (98%)	4 (2%)	0	100	100
3	wB	158/161 (98%)	154 (98%)	4 (2%)	0	100	100
3	y4	158/161 (98%)	151 (96%)	7 (4%)	0	100	100
3	yB	158/161 (98%)	151 (96%)	7 (4%)	0	100	100
4	1G	159/161 (99%)	155 (98%)	4 (2%)	0	100	100
4	1L	159/161 (99%)	155 (98%)	4 (2%)	0	100	100
4	5G	159/161 (99%)	148 (93%)	11 (7%)	0	100	100
4	5L	159/161 (99%)	148 (93%)	11 (7%)	0	100	100
4	7G	159/161 (99%)	152 (96%)	7 (4%)	0	100	100
4	7L	159/161 (99%)	152 (96%)	7 (4%)	0	100	100
4	HG	159/161 (99%)	153 (96%)	6 (4%)	0	100	100
4	HL	159/161 (99%)	153 (96%)	6 (4%)	0	100	100
4	IF	159/161 (99%)	149 (94%)	9 (6%)	1 (1%)	21	54
4	IK	159/161 (99%)	148 (93%)	10 (6%)	1 (1%)	21	54
4	JG	159/161 (99%)	154 (97%)	5 (3%)	0	100	100
4	JL	159/161 (99%)	154 (97%)	5 (3%)	0	100	100
4	KF	159/161 (99%)	152 (96%)	7 (4%)	0	100	100
4	KK	159/161 (99%)	152 (96%)	7 (4%)	0	100	100
4	LG	159/161 (99%)	152 (96%)	7 (4%)	0	100	100
4	LL	159/161 (99%)	152 (96%)	7 (4%)	0	100	100
4	MF	159/161 (99%)	153 (96%)	6 (4%)	0	100	100
4	MG	159/161 (99%)	155 (98%)	4 (2%)	0	100	100

Continued on next page...

Continued from previous page...

Mol	Chain	Analysed	Favoured	Allowed	Outliers	Percentiles	
4	MK	159/161 (99%)	153 (96%)	6 (4%)	0	100	100
4	ML	159/161 (99%)	155 (98%)	4 (2%)	0	100	100
4	OG	159/161 (99%)	154 (97%)	5 (3%)	0	100	100
4	OL	159/161 (99%)	154 (97%)	5 (3%)	0	100	100
4	P4	159/161 (99%)	152 (96%)	7 (4%)	0	100	100
4	PB	159/161 (99%)	152 (96%)	7 (4%)	0	100	100
4	R4	159/161 (99%)	151 (95%)	8 (5%)	0	100	100
4	RB	159/161 (99%)	151 (95%)	8 (5%)	0	100	100
4	SG	159/161 (99%)	157 (99%)	2 (1%)	0	100	100
4	SL	159/161 (99%)	157 (99%)	2 (1%)	0	100	100
4	T4	159/161 (99%)	152 (96%)	7 (4%)	0	100	100
4	TB	159/161 (99%)	152 (96%)	7 (4%)	0	100	100
4	UG	159/161 (99%)	156 (98%)	3 (2%)	0	100	100
4	UL	159/161 (99%)	156 (98%)	3 (2%)	0	100	100
4	W4	159/161 (99%)	154 (97%)	5 (3%)	0	100	100
4	WB	159/161 (99%)	153 (96%)	5 (3%)	1 (1%)	21	54
4	WG	159/161 (99%)	151 (95%)	8 (5%)	0	100	100
4	WL	159/161 (99%)	151 (95%)	8 (5%)	0	100	100
4	Y4	159/161 (99%)	154 (97%)	5 (3%)	0	100	100
4	YB	159/161 (99%)	154 (97%)	5 (3%)	0	100	100
4	YF	159/161 (99%)	153 (96%)	5 (3%)	1 (1%)	21	54
4	YK	159/161 (99%)	153 (96%)	5 (3%)	1 (1%)	21	54
4	a4	158/161 (98%)	141 (89%)	13 (8%)	4 (2%)	4	28
4	aB	158/161 (98%)	139 (88%)	12 (8%)	7 (4%)	2	17
4	aF	159/161 (99%)	150 (94%)	8 (5%)	1 (1%)	21	54
4	aK	159/161 (99%)	150 (94%)	8 (5%)	1 (1%)	21	54
4	cF	159/161 (99%)	151 (95%)	8 (5%)	0	100	100
4	cK	159/161 (99%)	151 (95%)	8 (5%)	0	100	100
4	eF	159/161 (99%)	153 (96%)	6 (4%)	0	100	100
4	eK	159/161 (99%)	153 (96%)	6 (4%)	0	100	100
4	hF	159/161 (99%)	154 (97%)	5 (3%)	0	100	100

Continued on next page...

Continued from previous page...

Mol	Chain	Analysed	Favoured	Allowed	Outliers	Percentiles	
4	hK	159/161 (99%)	153 (96%)	6 (4%)	0	100	100
4	jF	159/161 (99%)	151 (95%)	8 (5%)	0	100	100
4	jK	159/161 (99%)	151 (95%)	8 (5%)	0	100	100
4	lF	159/161 (99%)	155 (98%)	4 (2%)	0	100	100
4	lK	159/161 (99%)	155 (98%)	4 (2%)	0	100	100
4	nF	159/161 (99%)	151 (95%)	8 (5%)	0	100	100
4	nK	159/161 (99%)	151 (95%)	8 (5%)	0	100	100
4	p4	159/161 (99%)	154 (97%)	5 (3%)	0	100	100
4	pB	159/161 (99%)	154 (97%)	5 (3%)	0	100	100
4	r4	159/161 (99%)	149 (94%)	10 (6%)	0	100	100
4	rB	159/161 (99%)	149 (94%)	10 (6%)	0	100	100
4	t4	159/161 (99%)	152 (96%)	7 (4%)	0	100	100
4	tB	159/161 (99%)	152 (96%)	7 (4%)	0	100	100
4	v4	159/161 (99%)	153 (96%)	6 (4%)	0	100	100
4	vB	159/161 (99%)	153 (96%)	6 (4%)	0	100	100
4	x4	159/161 (99%)	153 (96%)	6 (4%)	0	100	100
4	xB	159/161 (99%)	153 (96%)	6 (4%)	0	100	100
4	z4	159/161 (99%)	153 (96%)	6 (4%)	0	100	100
4	zB	159/161 (99%)	153 (96%)	6 (4%)	0	100	100
5	2G	63/67 (94%)	54 (86%)	9 (14%)	0	100	100
5	2L	63/67 (94%)	54 (86%)	9 (14%)	0	100	100
5	3F	63/67 (94%)	56 (89%)	7 (11%)	0	100	100
5	3K	63/67 (94%)	56 (89%)	7 (11%)	0	100	100
5	8G	63/67 (94%)	56 (89%)	7 (11%)	0	100	100
5	8L	63/67 (94%)	56 (89%)	7 (11%)	0	100	100
5	NF	64/67 (96%)	54 (84%)	10 (16%)	0	100	100
5	NK	64/67 (96%)	54 (84%)	10 (16%)	0	100	100
5	U4	63/67 (94%)	61 (97%)	2 (3%)	0	100	100
5	UB	63/67 (94%)	61 (97%)	2 (3%)	0	100	100
5	b4	63/67 (94%)	58 (92%)	5 (8%)	0	100	100
5	bB	63/67 (94%)	58 (92%)	5 (8%)	0	100	100

Continued on next page...

Continued from previous page...

Mol	Chain	Analysed	Favoured	Allowed	Outliers	Percentiles	
6	A1	332/359 (92%)	300 (90%)	32 (10%)	0	100	100
6	AD	332/359 (92%)	300 (90%)	32 (10%)	0	100	100
6	AE	332/359 (92%)	300 (90%)	32 (10%)	0	100	100
6	a1	332/359 (92%)	305 (92%)	26 (8%)	1 (0%)	36	67
6	aD	332/359 (92%)	305 (92%)	26 (8%)	1 (0%)	36	67
6	aE	332/359 (92%)	305 (92%)	26 (8%)	1 (0%)	36	67
7	B1	500/509 (98%)	454 (91%)	44 (9%)	2 (0%)	30	62
7	BD	500/509 (98%)	454 (91%)	44 (9%)	2 (0%)	30	62
7	BE	500/509 (98%)	454 (91%)	44 (9%)	2 (0%)	30	62
7	b1	502/509 (99%)	450 (90%)	48 (10%)	4 (1%)	16	49
7	bD	502/509 (99%)	450 (90%)	48 (10%)	4 (1%)	16	49
7	bE	502/509 (99%)	450 (90%)	48 (10%)	4 (1%)	16	49
8	C1	448/469 (96%)	408 (91%)	37 (8%)	3 (1%)	18	51
8	CD	448/469 (96%)	411 (92%)	36 (8%)	1 (0%)	43	74
8	CE	448/469 (96%)	411 (92%)	36 (8%)	1 (0%)	43	74
8	c1	451/469 (96%)	390 (86%)	49 (11%)	12 (3%)	4	27
8	cD	451/469 (96%)	384 (85%)	56 (12%)	11 (2%)	4	29
8	cE	451/469 (96%)	392 (87%)	49 (11%)	10 (2%)	5	30
9	D1	339/352 (96%)	302 (89%)	36 (11%)	1 (0%)	36	67
9	DD	339/352 (96%)	302 (89%)	36 (11%)	1 (0%)	36	67
9	DE	339/352 (96%)	302 (89%)	36 (11%)	1 (0%)	36	67
9	d1	339/352 (96%)	300 (88%)	34 (10%)	5 (2%)	8	37
9	dD	339/352 (96%)	301 (89%)	33 (10%)	5 (2%)	8	37
9	dE	339/352 (96%)	301 (89%)	33 (10%)	5 (2%)	8	37
10	E1	76/82 (93%)	67 (88%)	9 (12%)	0	100	100
10	ED	76/82 (93%)	67 (88%)	9 (12%)	0	100	100
10	EE	76/82 (93%)	66 (87%)	10 (13%)	0	100	100
10	e1	76/82 (93%)	69 (91%)	7 (9%)	0	100	100
10	eD	76/82 (93%)	69 (91%)	7 (9%)	0	100	100
10	eE	76/82 (93%)	69 (91%)	7 (9%)	0	100	100
11	F1	33/44 (75%)	31 (94%)	2 (6%)	0	100	100

Continued on next page...

Continued from previous page...

Mol	Chain	Analysed	Favoured	Allowed	Outliers	Percentiles	
11	FD	33/44 (75%)	31 (94%)	2 (6%)	0	100	100
11	FE	33/44 (75%)	31 (94%)	2 (6%)	0	100	100
11	f1	33/44 (75%)	31 (94%)	2 (6%)	0	100	100
11	fD	35/44 (80%)	33 (94%)	2 (6%)	0	100	100
11	fE	33/44 (75%)	30 (91%)	2 (6%)	1 (3%)	3	25
12	H1	62/67 (92%)	55 (89%)	7 (11%)	0	100	100
12	HD	62/67 (92%)	55 (89%)	7 (11%)	0	100	100
12	HE	62/67 (92%)	54 (87%)	8 (13%)	0	100	100
12	h1	62/67 (92%)	51 (82%)	11 (18%)	0	100	100
12	hD	62/67 (92%)	51 (82%)	11 (18%)	0	100	100
12	hE	62/67 (92%)	51 (82%)	11 (18%)	0	100	100
13	I1	34/38 (90%)	27 (79%)	1 (3%)	6 (18%)	0	1
13	ID	34/38 (90%)	27 (79%)	1 (3%)	6 (18%)	0	1
13	IE	34/38 (90%)	27 (79%)	1 (3%)	6 (18%)	0	1
13	i1	34/38 (90%)	29 (85%)	4 (12%)	1 (3%)	3	26
13	iD	34/38 (90%)	29 (85%)	4 (12%)	1 (3%)	3	26
13	iE	34/38 (90%)	29 (85%)	4 (12%)	1 (3%)	3	26
14	J1	35/39 (90%)	35 (100%)	0	0	100	100
14	JD	35/39 (90%)	35 (100%)	0	0	100	100
14	JE	35/39 (90%)	35 (100%)	0	0	100	100
14	j1	37/39 (95%)	34 (92%)	3 (8%)	0	100	100
14	jD	37/39 (95%)	34 (92%)	3 (8%)	0	100	100
14	jE	37/39 (95%)	34 (92%)	3 (8%)	0	100	100
15	K1	34/45 (76%)	26 (76%)	8 (24%)	0	100	100
15	KD	34/45 (76%)	26 (76%)	8 (24%)	0	100	100
15	KE	34/45 (76%)	26 (76%)	8 (24%)	0	100	100
15	k1	33/45 (73%)	27 (82%)	2 (6%)	4 (12%)	0	4
15	kD	33/45 (73%)	27 (82%)	2 (6%)	4 (12%)	0	4
15	kE	33/45 (73%)	27 (82%)	2 (6%)	4 (12%)	0	4
16	L1	36/39 (92%)	33 (92%)	3 (8%)	0	100	100
16	LD	36/39 (92%)	33 (92%)	3 (8%)	0	100	100

Continued on next page...

Continued from previous page...

Mol	Chain	Analysed	Favoured	Allowed	Outliers	Percentiles	
16	LE	36/39 (92%)	33 (92%)	3 (8%)	0	100	100
16	l1	36/39 (92%)	33 (92%)	3 (8%)	0	100	100
16	lD	36/39 (92%)	33 (92%)	3 (8%)	0	100	100
16	lE	36/39 (92%)	33 (92%)	3 (8%)	0	100	100
17	M1	34/37 (92%)	26 (76%)	8 (24%)	0	100	100
17	MD	34/37 (92%)	26 (76%)	8 (24%)	0	100	100
17	ME	34/37 (92%)	26 (76%)	8 (24%)	0	100	100
17	m1	34/37 (92%)	27 (79%)	7 (21%)	0	100	100
17	mD	34/37 (92%)	27 (79%)	7 (21%)	0	100	100
17	mE	34/37 (92%)	27 (79%)	7 (21%)	0	100	100
18	O1	241/278 (87%)	163 (68%)	73 (30%)	5 (2%)	5	31
18	OD	241/278 (87%)	163 (68%)	73 (30%)	5 (2%)	5	31
18	OE	241/278 (87%)	163 (68%)	73 (30%)	5 (2%)	5	31
18	o1	241/278 (87%)	164 (68%)	72 (30%)	5 (2%)	5	31
18	oD	241/278 (87%)	164 (68%)	72 (30%)	5 (2%)	5	31
18	oE	241/278 (87%)	164 (68%)	72 (30%)	5 (2%)	5	31
19	Q1	117/164 (71%)	104 (89%)	13 (11%)	0	100	100
19	QD	117/164 (71%)	104 (89%)	13 (11%)	0	100	100
19	QE	117/164 (71%)	104 (89%)	13 (11%)	0	100	100
19	q1	117/164 (71%)	104 (89%)	13 (11%)	0	100	100
19	qD	117/164 (71%)	103 (88%)	14 (12%)	0	100	100
19	qE	117/164 (71%)	104 (89%)	13 (11%)	0	100	100
20	R1	33/39 (85%)	30 (91%)	3 (9%)	0	100	100
20	RD	33/39 (85%)	30 (91%)	3 (9%)	0	100	100
20	RE	33/39 (85%)	30 (91%)	3 (9%)	0	100	100
20	r1	33/39 (85%)	30 (91%)	3 (9%)	0	100	100
20	rD	33/39 (85%)	30 (91%)	3 (9%)	0	100	100
20	rE	33/39 (85%)	30 (91%)	3 (9%)	0	100	100
22	T1	27/31 (87%)	23 (85%)	4 (15%)	0	100	100
22	TD	27/31 (87%)	23 (85%)	4 (15%)	0	100	100
22	TE	27/31 (87%)	23 (85%)	4 (15%)	0	100	100

Continued on next page...

Continued from previous page...

Mol	Chain	Analysed	Favoured	Allowed	Outliers	Percentiles	
22	t1	28/31 (90%)	27 (96%)	1 (4%)	0	100	100
22	tD	28/31 (90%)	27 (96%)	1 (4%)	0	100	100
22	tE	28/31 (90%)	27 (96%)	1 (4%)	0	100	100
23	U1	93/95 (98%)	83 (89%)	10 (11%)	0	100	100
23	UD	93/95 (98%)	83 (89%)	10 (11%)	0	100	100
23	UE	93/95 (98%)	83 (89%)	10 (11%)	0	100	100
23	u1	93/95 (98%)	83 (89%)	10 (11%)	0	100	100
23	uD	93/95 (98%)	83 (89%)	10 (11%)	0	100	100
23	uE	93/95 (98%)	83 (89%)	10 (11%)	0	100	100
24	V1	133/163 (82%)	123 (92%)	10 (8%)	0	100	100
24	VD	133/163 (82%)	123 (92%)	10 (8%)	0	100	100
24	VE	133/163 (82%)	123 (92%)	10 (8%)	0	100	100
24	v1	133/163 (82%)	121 (91%)	12 (9%)	0	100	100
24	vD	133/163 (82%)	121 (91%)	12 (9%)	0	100	100
24	vE	133/163 (82%)	121 (91%)	12 (9%)	0	100	100
25	X1	38/48 (79%)	36 (95%)	2 (5%)	0	100	100
25	XD	38/48 (79%)	36 (95%)	2 (5%)	0	100	100
25	XE	38/48 (79%)	36 (95%)	2 (5%)	0	100	100
25	x1	38/48 (79%)	36 (95%)	2 (5%)	0	100	100
25	xD	38/48 (79%)	36 (95%)	2 (5%)	0	100	100
25	xE	38/48 (79%)	36 (95%)	2 (5%)	0	100	100
26	Y1	30/43 (70%)	28 (93%)	2 (7%)	0	100	100
26	YD	30/43 (70%)	28 (93%)	2 (7%)	0	100	100
26	YE	30/43 (70%)	28 (93%)	2 (7%)	0	100	100
26	y1	30/43 (70%)	27 (90%)	2 (7%)	1 (3%)	3	23
26	yD	30/43 (70%)	27 (90%)	2 (7%)	1 (3%)	3	23
26	yE	30/43 (70%)	27 (90%)	2 (7%)	1 (3%)	3	23
27	Z1	58/63 (92%)	56 (97%)	2 (3%)	0	100	100
27	ZD	58/63 (92%)	56 (97%)	2 (3%)	0	100	100
27	ZE	58/63 (92%)	56 (97%)	2 (3%)	0	100	100
27	z1	58/63 (92%)	56 (97%)	2 (3%)	0	100	100

Continued on next page...

Continued from previous page...

Mol	Chain	Analysed	Favoured	Allowed	Outliers	Percentiles	
27	zD	58/63 (92%)	56 (97%)	2 (3%)	0	100	100
27	zE	58/63 (92%)	56 (97%)	2 (3%)	0	100	100
28	BG	44/150 (29%)	32 (73%)	7 (16%)	5 (11%)	0	5
28	BL	44/150 (29%)	32 (73%)	7 (16%)	5 (11%)	0	5
28	EF	44/150 (29%)	35 (80%)	7 (16%)	2 (4%)	2	17
28	EK	44/150 (29%)	35 (80%)	7 (16%)	2 (4%)	2	17
29	QG	167/169 (99%)	151 (90%)	12 (7%)	4 (2%)	4	29
29	QL	167/169 (99%)	151 (90%)	12 (7%)	4 (2%)	4	29
29	gF	167/169 (99%)	151 (90%)	14 (8%)	2 (1%)	10	41
29	gK	167/169 (99%)	151 (90%)	14 (8%)	2 (1%)	10	41
30	VG	158/161 (98%)	151 (96%)	7 (4%)	0	100	100
30	VL	158/161 (98%)	151 (96%)	7 (4%)	0	100	100
30	mF	158/161 (98%)	150 (95%)	8 (5%)	0	100	100
30	mK	158/161 (98%)	150 (95%)	8 (5%)	0	100	100
31	b2	160/162 (99%)	159 (99%)	1 (1%)	0	100	100
31	b3	160/162 (99%)	159 (99%)	1 (1%)	0	100	100
31	b5	160/162 (99%)	159 (99%)	1 (1%)	0	100	100
31	b6	160/162 (99%)	159 (99%)	1 (1%)	0	100	100
31	b7	160/162 (99%)	159 (99%)	1 (1%)	0	100	100
31	b8	160/162 (99%)	159 (99%)	1 (1%)	0	100	100
31	b9	160/162 (99%)	159 (99%)	1 (1%)	0	100	100
31	bA	160/162 (99%)	159 (99%)	1 (1%)	0	100	100
31	bC	160/162 (99%)	159 (99%)	1 (1%)	0	100	100
31	bH	160/162 (99%)	159 (99%)	1 (1%)	0	100	100
31	bI	160/162 (99%)	159 (99%)	1 (1%)	0	100	100
31	bJ	160/162 (99%)	159 (99%)	1 (1%)	0	100	100
31	d2	160/162 (99%)	159 (99%)	1 (1%)	0	100	100
31	d3	160/162 (99%)	159 (99%)	1 (1%)	0	100	100
31	d5	160/162 (99%)	159 (99%)	1 (1%)	0	100	100
31	d6	160/162 (99%)	159 (99%)	1 (1%)	0	100	100
31	d7	160/162 (99%)	159 (99%)	1 (1%)	0	100	100

Continued on next page...

Continued from previous page...

Mol	Chain	Analysed	Favoured	Allowed	Outliers	Percentiles	
31	d8	160/162 (99%)	159 (99%)	1 (1%)	0	100	100
31	d9	160/162 (99%)	159 (99%)	1 (1%)	0	100	100
31	dA	160/162 (99%)	159 (99%)	1 (1%)	0	100	100
31	dC	160/162 (99%)	159 (99%)	1 (1%)	0	100	100
31	dH	160/162 (99%)	159 (99%)	1 (1%)	0	100	100
31	dI	160/162 (99%)	159 (99%)	1 (1%)	0	100	100
31	dJ	160/162 (99%)	159 (99%)	1 (1%)	0	100	100
31	f2	160/162 (99%)	159 (99%)	1 (1%)	0	100	100
31	f3	160/162 (99%)	159 (99%)	1 (1%)	0	100	100
31	f5	160/162 (99%)	159 (99%)	1 (1%)	0	100	100
31	f6	160/162 (99%)	159 (99%)	1 (1%)	0	100	100
31	f7	160/162 (99%)	159 (99%)	1 (1%)	0	100	100
31	f8	160/162 (99%)	159 (99%)	1 (1%)	0	100	100
31	f9	160/162 (99%)	159 (99%)	1 (1%)	0	100	100
31	fA	160/162 (99%)	159 (99%)	1 (1%)	0	100	100
31	fC	160/162 (99%)	159 (99%)	1 (1%)	0	100	100
31	fH	160/162 (99%)	159 (99%)	1 (1%)	0	100	100
31	fI	160/162 (99%)	159 (99%)	1 (1%)	0	100	100
31	fJ	160/162 (99%)	159 (99%)	1 (1%)	0	100	100
31	h2	160/162 (99%)	159 (99%)	1 (1%)	0	100	100
31	h3	160/162 (99%)	159 (99%)	1 (1%)	0	100	100
31	h5	160/162 (99%)	159 (99%)	1 (1%)	0	100	100
31	h6	160/162 (99%)	159 (99%)	1 (1%)	0	100	100
31	h7	160/162 (99%)	159 (99%)	1 (1%)	0	100	100
31	h8	160/162 (99%)	159 (99%)	1 (1%)	0	100	100
31	h9	160/162 (99%)	159 (99%)	1 (1%)	0	100	100
31	hA	160/162 (99%)	159 (99%)	1 (1%)	0	100	100
31	hC	160/162 (99%)	159 (99%)	1 (1%)	0	100	100
31	hH	160/162 (99%)	159 (99%)	1 (1%)	0	100	100
31	hI	160/162 (99%)	159 (99%)	1 (1%)	0	100	100
31	hJ	160/162 (99%)	159 (99%)	1 (1%)	0	100	100

Continued on next page...

Continued from previous page...

Mol	Chain	Analysed	Favoured	Allowed	Outliers	Percentiles	
31	j2	160/162 (99%)	159 (99%)	1 (1%)	0	100	100
31	j3	160/162 (99%)	159 (99%)	1 (1%)	0	100	100
31	j5	160/162 (99%)	159 (99%)	1 (1%)	0	100	100
31	j6	160/162 (99%)	159 (99%)	1 (1%)	0	100	100
31	j7	160/162 (99%)	159 (99%)	1 (1%)	0	100	100
31	j8	160/162 (99%)	159 (99%)	1 (1%)	0	100	100
31	j9	160/162 (99%)	159 (99%)	1 (1%)	0	100	100
31	jA	160/162 (99%)	159 (99%)	1 (1%)	0	100	100
31	jC	160/162 (99%)	159 (99%)	1 (1%)	0	100	100
31	jH	160/162 (99%)	159 (99%)	1 (1%)	0	100	100
31	jI	160/162 (99%)	159 (99%)	1 (1%)	0	100	100
31	jJ	160/162 (99%)	159 (99%)	1 (1%)	0	100	100
31	l2	160/162 (99%)	159 (99%)	1 (1%)	0	100	100
31	l3	160/162 (99%)	159 (99%)	1 (1%)	0	100	100
31	l5	160/162 (99%)	159 (99%)	1 (1%)	0	100	100
31	l6	160/162 (99%)	159 (99%)	1 (1%)	0	100	100
31	l7	160/162 (99%)	159 (99%)	1 (1%)	0	100	100
31	l8	160/162 (99%)	159 (99%)	1 (1%)	0	100	100
31	l9	160/162 (99%)	159 (99%)	1 (1%)	0	100	100
31	lA	160/162 (99%)	159 (99%)	1 (1%)	0	100	100
31	lC	160/162 (99%)	159 (99%)	1 (1%)	0	100	100
31	lH	160/162 (99%)	159 (99%)	1 (1%)	0	100	100
31	lI	160/162 (99%)	159 (99%)	1 (1%)	0	100	100
31	lJ	160/162 (99%)	159 (99%)	1 (1%)	0	100	100
32	c2	170/172 (99%)	163 (96%)	5 (3%)	2 (1%)	10	41
32	c3	170/172 (99%)	163 (96%)	5 (3%)	2 (1%)	10	41
32	c5	170/172 (99%)	163 (96%)	5 (3%)	2 (1%)	10	41
32	c6	170/172 (99%)	163 (96%)	5 (3%)	2 (1%)	10	41
32	c7	170/172 (99%)	163 (96%)	5 (3%)	2 (1%)	10	41
32	c8	170/172 (99%)	163 (96%)	5 (3%)	2 (1%)	10	41
32	c9	170/172 (99%)	163 (96%)	5 (3%)	2 (1%)	10	41

Continued on next page...

Continued from previous page...

Mol	Chain	Analysed	Favoured	Allowed	Outliers	Percentiles	
32	cA	170/172 (99%)	163 (96%)	5 (3%)	2 (1%)	10	41
32	cC	170/172 (99%)	163 (96%)	5 (3%)	2 (1%)	10	41
32	cH	170/172 (99%)	163 (96%)	5 (3%)	2 (1%)	10	41
32	cI	170/172 (99%)	163 (96%)	5 (3%)	2 (1%)	10	41
32	cJ	170/172 (99%)	163 (96%)	5 (3%)	2 (1%)	10	41
32	e2	170/172 (99%)	168 (99%)	1 (1%)	1 (1%)	21	54
32	e3	170/172 (99%)	168 (99%)	1 (1%)	1 (1%)	21	54
32	e5	170/172 (99%)	168 (99%)	1 (1%)	1 (1%)	21	54
32	e6	170/172 (99%)	168 (99%)	1 (1%)	1 (1%)	21	54
32	e7	170/172 (99%)	168 (99%)	1 (1%)	1 (1%)	21	54
32	e8	170/172 (99%)	168 (99%)	1 (1%)	1 (1%)	21	54
32	e9	170/172 (99%)	168 (99%)	1 (1%)	1 (1%)	21	54
32	eA	170/172 (99%)	168 (99%)	1 (1%)	1 (1%)	21	54
32	eC	170/172 (99%)	168 (99%)	1 (1%)	1 (1%)	21	54
32	eH	170/172 (99%)	168 (99%)	1 (1%)	1 (1%)	21	54
32	eI	170/172 (99%)	168 (99%)	1 (1%)	1 (1%)	21	54
32	eJ	170/172 (99%)	168 (99%)	1 (1%)	1 (1%)	21	54
32	g2	170/172 (99%)	167 (98%)	2 (1%)	1 (1%)	21	54
32	g3	170/172 (99%)	167 (98%)	2 (1%)	1 (1%)	21	54
32	g5	170/172 (99%)	167 (98%)	2 (1%)	1 (1%)	21	54
32	g6	170/172 (99%)	167 (98%)	2 (1%)	1 (1%)	21	54
32	g7	170/172 (99%)	167 (98%)	2 (1%)	1 (1%)	21	54
32	g8	170/172 (99%)	167 (98%)	2 (1%)	1 (1%)	21	54
32	g9	170/172 (99%)	167 (98%)	2 (1%)	1 (1%)	21	54
32	gA	170/172 (99%)	167 (98%)	2 (1%)	1 (1%)	21	54
32	gC	170/172 (99%)	167 (98%)	2 (1%)	1 (1%)	21	54
32	gH	170/172 (99%)	167 (98%)	2 (1%)	1 (1%)	21	54
32	gI	170/172 (99%)	167 (98%)	2 (1%)	1 (1%)	21	54
32	gJ	170/172 (99%)	167 (98%)	2 (1%)	1 (1%)	21	54
32	i2	170/172 (99%)	168 (99%)	1 (1%)	1 (1%)	21	54
32	i3	170/172 (99%)	168 (99%)	1 (1%)	1 (1%)	21	54

Continued on next page...

Continued from previous page...

Mol	Chain	Analysed	Favoured	Allowed	Outliers	Percentiles	
32	i5	170/172 (99%)	168 (99%)	1 (1%)	1 (1%)	21	54
32	i6	170/172 (99%)	168 (99%)	1 (1%)	1 (1%)	21	54
32	i7	170/172 (99%)	168 (99%)	1 (1%)	1 (1%)	21	54
32	i8	170/172 (99%)	168 (99%)	1 (1%)	1 (1%)	21	54
32	i9	170/172 (99%)	168 (99%)	1 (1%)	1 (1%)	21	54
32	iA	170/172 (99%)	168 (99%)	1 (1%)	1 (1%)	21	54
32	iC	170/172 (99%)	168 (99%)	1 (1%)	1 (1%)	21	54
32	iH	170/172 (99%)	168 (99%)	1 (1%)	1 (1%)	21	54
32	iI	170/172 (99%)	168 (99%)	1 (1%)	1 (1%)	21	54
32	iJ	170/172 (99%)	168 (99%)	1 (1%)	1 (1%)	21	54
32	k2	170/172 (99%)	169 (99%)	0	1 (1%)	21	54
32	k3	170/172 (99%)	169 (99%)	0	1 (1%)	21	54
32	k5	170/172 (99%)	169 (99%)	0	1 (1%)	21	54
32	k6	170/172 (99%)	169 (99%)	0	1 (1%)	21	54
32	k7	170/172 (99%)	169 (99%)	0	1 (1%)	21	54
32	k8	170/172 (99%)	169 (99%)	0	1 (1%)	21	54
32	k9	170/172 (99%)	169 (99%)	0	1 (1%)	21	54
32	kA	170/172 (99%)	169 (99%)	0	1 (1%)	21	54
32	kC	170/172 (99%)	169 (99%)	0	1 (1%)	21	54
32	kH	170/172 (99%)	169 (99%)	0	1 (1%)	21	54
32	kI	170/172 (99%)	169 (99%)	0	1 (1%)	21	54
32	kJ	170/172 (99%)	169 (99%)	0	1 (1%)	21	54
32	m2	170/172 (99%)	168 (99%)	1 (1%)	1 (1%)	21	54
32	m3	170/172 (99%)	168 (99%)	1 (1%)	1 (1%)	21	54
32	m5	170/172 (99%)	168 (99%)	1 (1%)	1 (1%)	21	54
32	m6	170/172 (99%)	168 (99%)	1 (1%)	1 (1%)	21	54
32	m7	170/172 (99%)	168 (99%)	1 (1%)	1 (1%)	21	54
32	m8	170/172 (99%)	168 (99%)	1 (1%)	1 (1%)	21	54
32	m9	170/172 (99%)	168 (99%)	1 (1%)	1 (1%)	21	54
32	mA	170/172 (99%)	168 (99%)	1 (1%)	1 (1%)	21	54
32	mC	170/172 (99%)	168 (99%)	1 (1%)	1 (1%)	21	54

Continued on next page...

Continued from previous page...

Mol	Chain	Analysed	Favoured	Allowed	Outliers	Percentiles	
32	mH	170/172 (99%)	168 (99%)	1 (1%)	1 (1%)	21	54
32	mI	170/172 (99%)	168 (99%)	1 (1%)	1 (1%)	21	54
32	mJ	170/172 (99%)	168 (99%)	1 (1%)	1 (1%)	21	54
All	All	69685/72752 (96%)	65802 (94%)	3473 (5%)	410 (1%)	23	54

All (410) Ramachandran outliers are listed below:

Mol	Chain	Res	Type
1	BA	207	VAL
1	BA	208	PRO
1	BA	212	GLN
1	BA	213	PRO
1	BA	231	PRO
2	BB	116	TYR
2	BB	125	PHE
2	BB	130	SER
2	CB	80	SER
1	BC	194	PHE
1	BC	195	PRO
1	BC	199	TRP
1	BC	201	THR
1	BC	207	VAL
1	BC	208	PRO
1	BC	212	GLN
1	BC	213	PRO
1	BC	231	PRO
13	ID	26	ASN
13	ID	28	PRO
13	ID	32	PRO
18	OD	72	CYS
18	OD	88	ARG
18	OD	89	GLN
13	IE	26	ASN
13	IE	28	PRO
13	IE	32	PRO
18	OE	72	CYS
18	OE	88	ARG
18	OE	89	GLN
28	EF	128	ALA
28	EF	135	PRO
4	IF	63	SER

Continued on next page...

Continued from previous page...

Mol	Chain	Res	Type
28	BG	111	THR
28	BG	112	PRO
28	BG	135	PRO
29	QG	149	VAL
1	BH	195	PRO
1	BH	198	ILE
1	BH	205	ARG
1	BH	207	VAL
1	BH	208	PRO
1	BH	233	ASN
1	BI	195	PRO
1	BI	205	ARG
1	BI	213	PRO
1	BI	231	PRO
1	BJ	195	PRO
1	BJ	198	ILE
1	BJ	205	ARG
1	BJ	207	VAL
1	BJ	208	PRO
1	BJ	233	ASN
28	EK	128	ALA
28	EK	135	PRO
28	BL	111	THR
28	BL	112	PRO
28	BL	135	PRO
3	IL	30	VAL
29	QL	65	GLU
29	QL	149	VAL
13	I1	26	ASN
13	I1	28	PRO
13	I1	32	PRO
18	O1	72	CYS
18	O1	88	ARG
18	O1	89	GLN
7	b1	302	TRP
8	c1	135	GLY
8	c1	138	TRP
8	c1	252	ILE
8	c1	267	SER
9	d1	104	TRP
9	d1	122	LEU
13	i1	34	ARG

Continued on next page...

Continued from previous page...

Mol	Chain	Res	Type
15	k1	15	SER
15	k1	18	SER
15	k1	41	ALA
18	o1	72	CYS
18	o1	88	ARG
18	o1	89	GLN
32	c2	154	SER
1	B2	195	PRO
1	B2	205	ARG
1	B2	213	PRO
1	B2	231	PRO
32	c3	154	SER
1	B3	196	GLN
1	B3	207	VAL
1	B3	208	PRO
1	B3	212	GLN
1	B3	213	PRO
1	B3	231	PRO
4	a4	67	ARG
4	a4	68	PRO
4	a4	71	ASN
2	B4	116	TYR
2	B4	126	ASP
2	C4	80	SER
1	B5	195	PRO
1	B5	198	ILE
1	B5	205	ARG
1	B5	207	VAL
1	B5	208	PRO
1	B5	233	ASN
32	c5	154	SER
32	c6	154	SER
1	B6	195	PRO
1	B6	205	ARG
1	B6	231	PRO
32	c7	154	SER
1	B7	195	PRO
1	B7	197	VAL
1	B7	199	TRP
1	B7	207	VAL
1	B7	208	PRO
1	B7	212	GLN

Continued on next page...

Continued from previous page...

Mol	Chain	Res	Type
1	B7	213	PRO
1	B7	231	PRO
1	B8	195	PRO
1	B8	198	ILE
1	B8	205	ARG
1	B8	207	VAL
1	B8	208	PRO
1	B8	233	ASN
32	c8	154	SER
32	c9	154	SER
1	B9	201	THR
1	B9	205	ARG
32	cA	154	SER
4	aB	57	ALA
4	aB	65	ILE
4	aB	67	ARG
4	aB	68	PRO
4	aB	71	ASN
32	cC	154	SER
7	bD	302	TRP
8	cD	136	TYR
8	cD	194	LEU
8	cD	256	GLU
8	cD	257	ALA
9	dD	104	TRP
9	dD	122	LEU
13	iD	34	ARG
15	kD	15	SER
15	kD	18	SER
15	kD	41	ALA
18	oD	72	CYS
18	oD	88	ARG
18	oD	89	GLN
7	bE	302	TRP
8	cE	136	TYR
8	cE	255	GLY
9	dE	104	TRP
9	dE	122	LEU
13	iE	34	ARG
15	kE	15	SER
15	kE	18	SER
15	kE	41	ALA

Continued on next page...

Continued from previous page...

Mol	Chain	Res	Type
18	oE	72	CYS
18	oE	88	ARG
18	oE	89	GLN
29	gF	138	ALA
29	gF	154	GLU
32	cH	154	SER
32	cI	154	SER
32	cJ	154	SER
29	gK	138	ALA
29	gK	154	GLU
2	BB	119	ASN
8	CD	320	GLY
13	ID	33	LYS
8	CE	320	GLY
13	IE	33	LYS
3	XF	84	ASP
1	BH	193	GLY
1	BH	197	VAL
1	BI	197	VAL
1	BI	203	VAL
1	BJ	193	GLY
1	BJ	197	VAL
4	IK	64	ASP
3	XK	84	ASP
8	C1	197	PHE
8	C1	320	GLY
13	I1	33	LYS
8	c1	129	GLU
8	c1	136	TYR
8	c1	217	MET
8	c1	255	GLY
8	c1	258	TYR
8	c1	317	SER
9	d1	109	GLY
15	k1	16	ILE
32	g2	154	SER
32	g3	154	SER
1	B3	197	VAL
3	s4	75	GLU
2	B4	119	ASN
1	B5	193	GLY
1	B5	197	VAL

Continued on next page...

Continued from previous page...

Mol	Chain	Res	Type
32	g5	154	SER
32	g6	154	SER
32	g7	154	SER
1	B7	202	SER
1	B7	206	PHE
1	B8	193	GLY
1	B8	197	VAL
32	g8	154	SER
32	g9	154	SER
1	B9	213	PRO
32	gA	154	SER
3	sB	75	GLU
32	gC	154	SER
8	cD	129	GLU
8	cD	217	MET
8	cD	317	SER
9	dD	109	GLY
15	kD	16	ILE
8	cE	129	GLU
8	cE	217	MET
8	cE	317	SER
9	dE	109	GLY
11	fE	11	THR
15	kE	16	ILE
4	aF	75	THR
32	gH	154	SER
32	gI	154	SER
32	gJ	154	SER
4	aK	75	THR
1	BA	202	SER
2	BB	80	SER
2	BB	126	ASP
2	BB	733	LYS
18	OD	79	PHE
18	OE	79	PHE
29	QG	65	GLU
29	QG	156	PRO
1	BH	194	PHE
1	BH	237	ARG
1	BI	204	ARG
1	BI	218	PRO
1	BJ	194	PHE

Continued on next page...

Continued from previous page...

Mol	Chain	Res	Type
1	BJ	237	ARG
29	QL	156	PRO
13	I1	30	ARG
18	O1	79	PHE
7	b1	88	PRO
8	c1	130	TYR
18	o1	79	PHE
32	c2	37	ARG
32	i2	145	PRO
1	B2	196	GLN
1	B2	212	GLN
1	B2	218	PRO
32	c3	37	ARG
32	i3	145	PRO
2	B4	80	SER
2	B4	130	SER
2	B4	733	LYS
1	B5	194	PHE
1	B5	237	ARG
32	c5	37	ARG
32	i5	145	PRO
32	c6	37	ARG
32	i6	145	PRO
1	B6	218	PRO
32	c7	37	ARG
32	i7	145	PRO
1	B7	194	PHE
1	B8	194	PHE
1	B8	237	ARG
32	c8	37	ARG
32	i8	145	PRO
32	c9	37	ARG
32	i9	145	PRO
1	B9	195	PRO
1	B9	218	PRO
32	cA	37	ARG
32	iA	145	PRO
4	aB	55	ALA
32	cC	37	ARG
32	iC	145	PRO
7	bD	88	PRO
8	cD	130	TYR

Continued on next page...

Continued from previous page...

Mol	Chain	Res	Type
8	cD	193	PRO
18	oD	79	PHE
7	bE	88	PRO
8	cE	130	TYR
8	cE	267	SER
18	oE	79	PHE
32	cH	37	ARG
32	iH	145	PRO
32	cI	37	ARG
32	iI	145	PRO
32	cJ	37	ARG
32	iJ	145	PRO
1	BA	210	GLU
2	BB	124	PHE
2	CB	733	LYS
1	BC	210	GLU
13	ID	27	ASP
13	ID	30	ARG
13	IE	27	ASP
13	IE	30	ARG
4	YF	78	TYR
28	BG	133	PRO
29	QG	155	GLN
4	YK	78	TYR
28	BL	133	PRO
29	QL	155	GLN
13	I1	27	ASP
7	b1	295	GLY
8	c1	9	TYR
9	d1	110	LEU
26	y1	74	LEU
32	k2	145	PRO
1	B2	198	ILE
32	k3	145	PRO
1	B3	201	THR
1	B3	210	GLU
2	C4	733	LYS
32	k5	145	PRO
32	k6	145	PRO
32	k7	145	PRO
1	B7	210	GLU
32	k8	145	PRO

Continued on next page...

Continued from previous page...

Mol	Chain	Res	Type
32	k9	145	PRO
1	B9	198	ILE
1	B9	232	ALA
32	kA	145	PRO
4	aB	60	LEU
32	kC	145	PRO
7	bD	295	GLY
8	cD	9	TYR
9	dD	110	LEU
26	yD	74	LEU
7	bE	295	GLY
8	cE	9	TYR
8	cE	252	ILE
9	dE	110	LEU
26	yE	74	LEU
32	kH	145	PRO
32	kI	145	PRO
32	kJ	145	PRO
2	BB	135	SER
7	BD	63	MET
18	OD	36	ASP
7	BE	63	MET
18	OE	36	ASP
7	B1	63	MET
18	O1	36	ASP
7	b1	63	MET
18	o1	36	ASP
32	m2	145	PRO
32	m3	145	PRO
2	B4	125	PHE
32	m5	145	PRO
32	m6	145	PRO
32	m7	145	PRO
32	m8	145	PRO
32	m9	145	PRO
32	mA	145	PRO
32	mC	145	PRO
7	bD	63	MET
8	cD	258	TYR
18	oD	36	ASP
7	bE	63	MET
8	cE	260	SER

Continued on next page...

Continued from previous page...

Mol	Chain	Res	Type
18	oE	36	ASP
32	mH	145	PRO
32	mI	145	PRO
32	mJ	145	PRO
2	BB	139	PRO
1	BC	192	LEU
7	BD	493	GLY
7	BE	493	GLY
28	BG	116	THR
28	BL	116	THR
7	B1	493	GLY
1	B6	216	GLY
4	WB	68	PRO
9	DD	139	ARG
9	DE	139	ARG
9	D1	139	ARG
6	a1	83	VAL
9	d1	139	ARG
6	aD	83	VAL
9	dD	139	ARG
6	aE	83	VAL
9	dE	139	ARG
32	e5	145	PRO
32	e6	145	PRO
32	eA	145	PRO
32	eH	145	PRO
32	eI	145	PRO
32	e2	145	PRO
32	e3	145	PRO
2	B4	139	PRO
32	e7	145	PRO
32	e8	145	PRO
32	e9	145	PRO
32	eC	145	PRO
32	eJ	145	PRO
8	C1	196	ILE
1	B3	195	PRO
4	a4	65	ILE
1	BI	230	ARG
1	B2	230	ARG
1	B6	230	ARG

5.3.2 Protein sidechains (i)

In the following table, the Percentiles column shows the percent sidechain outliers of the chain as a percentile score with respect to all PDB entries followed by that with respect to all EM entries.

The Analysed column shows the number of residues for which the sidechain conformation was analysed, and the total number of residues.

Mol	Chain	Analysed	Rotameric	Outliers	Percentiles
1	B2	208/225 (92%)	189 (91%)	19 (9%)	9 32
1	B3	208/225 (92%)	185 (89%)	23 (11%)	6 25
1	B5	190/225 (84%)	164 (86%)	26 (14%)	3 19
1	B6	209/225 (93%)	193 (92%)	16 (8%)	12 37
1	B7	209/225 (93%)	184 (88%)	25 (12%)	5 23
1	B8	189/225 (84%)	164 (87%)	25 (13%)	4 20
1	B9	209/225 (93%)	190 (91%)	19 (9%)	9 32
1	BA	210/225 (93%)	184 (88%)	26 (12%)	4 22
1	BC	209/225 (93%)	185 (88%)	24 (12%)	5 24
1	BH	189/225 (84%)	164 (87%)	25 (13%)	4 20
1	BI	206/225 (92%)	183 (89%)	23 (11%)	6 25
1	BJ	190/225 (84%)	164 (86%)	26 (14%)	3 19
2	B4	747/767 (97%)	727 (97%)	20 (3%)	39 62
2	BB	747/767 (97%)	727 (97%)	20 (3%)	39 62
2	C4	732/767 (95%)	723 (99%)	9 (1%)	63 73
2	CB	732/767 (95%)	723 (99%)	9 (1%)	63 73
3	4G	125/127 (98%)	125 (100%)	0	100 100
3	4L	125/127 (98%)	125 (100%)	0	100 100
3	6G	126/127 (99%)	123 (98%)	3 (2%)	43 64
3	6L	126/127 (99%)	123 (98%)	3 (2%)	43 64
3	9F	126/127 (99%)	126 (100%)	0	100 100
3	9K	126/127 (99%)	126 (100%)	0	100 100
3	AG	126/127 (99%)	126 (100%)	0	100 100
3	AL	126/127 (99%)	126 (100%)	0	100 100
3	GG	126/127 (99%)	126 (100%)	0	100 100
3	GL	126/127 (99%)	126 (100%)	0	100 100

Continued on next page...

Continued from previous page...

Mol	Chain	Analysed	Rotameric	Outliers	Percentiles
3	IG	125/127 (98%)	123 (98%)	2 (2%)	55 70
3	IL	125/127 (98%)	120 (96%)	5 (4%)	28 54
3	JF	125/127 (98%)	125 (100%)	0	100 100
3	JK	126/127 (99%)	125 (99%)	1 (1%)	73 77
3	KG	125/127 (98%)	125 (100%)	0	100 100
3	KL	125/127 (98%)	125 (100%)	0	100 100
3	LF	126/127 (99%)	126 (100%)	0	100 100
3	LK	126/127 (99%)	126 (100%)	0	100 100
3	NG	125/127 (98%)	125 (100%)	0	100 100
3	NL	125/127 (98%)	125 (100%)	0	100 100
3	O4	125/127 (98%)	125 (100%)	0	100 100
3	OB	124/127 (98%)	124 (100%)	0	100 100
3	PG	126/127 (99%)	125 (99%)	1 (1%)	73 77
3	PL	126/127 (99%)	125 (99%)	1 (1%)	73 77
3	Q4	126/127 (99%)	126 (100%)	0	100 100
3	QB	125/127 (98%)	125 (100%)	0	100 100
3	RG	126/127 (99%)	126 (100%)	0	100 100
3	RL	126/127 (99%)	126 (100%)	0	100 100
3	S4	126/127 (99%)	126 (100%)	0	100 100
3	SB	126/127 (99%)	126 (100%)	0	100 100
3	TG	125/127 (98%)	125 (100%)	0	100 100
3	TL	125/127 (98%)	125 (100%)	0	100 100
3	V4	125/127 (98%)	125 (100%)	0	100 100
3	VB	125/127 (98%)	125 (100%)	0	100 100
3	X4	123/127 (97%)	123 (100%)	0	100 100
3	XB	125/127 (98%)	125 (100%)	0	100 100
3	XF	126/127 (99%)	125 (99%)	1 (1%)	73 77
3	XK	126/127 (99%)	125 (99%)	1 (1%)	73 77
3	Z4	126/127 (99%)	126 (100%)	0	100 100
3	ZB	126/127 (99%)	126 (100%)	0	100 100
3	ZF	126/127 (99%)	126 (100%)	0	100 100

Continued on next page...

Continued from previous page...

Mol	Chain	Analysed	Rotameric	Outliers	Percentiles	
3	ZK	126/127 (99%)	126 (100%)	0	100	100
3	bF	126/127 (99%)	126 (100%)	0	100	100
3	bK	126/127 (99%)	126 (100%)	0	100	100
3	dF	125/127 (98%)	125 (100%)	0	100	100
3	dK	125/127 (98%)	125 (100%)	0	100	100
3	fF	126/127 (99%)	126 (100%)	0	100	100
3	fK	126/127 (99%)	126 (100%)	0	100	100
3	iF	126/127 (99%)	126 (100%)	0	100	100
3	iK	126/127 (99%)	126 (100%)	0	100	100
3	kF	126/127 (99%)	126 (100%)	0	100	100
3	kK	126/127 (99%)	126 (100%)	0	100	100
3	o4	125/127 (98%)	124 (99%)	1 (1%)	73	77
3	oB	124/127 (98%)	124 (100%)	0	100	100
3	q4	124/127 (98%)	123 (99%)	1 (1%)	73	77
3	qB	124/127 (98%)	123 (99%)	1 (1%)	73	77
3	s4	126/127 (99%)	126 (100%)	0	100	100
3	sB	126/127 (99%)	126 (100%)	0	100	100
3	u4	124/127 (98%)	123 (99%)	1 (1%)	73	77
3	uB	124/127 (98%)	123 (99%)	1 (1%)	73	77
3	w4	123/127 (97%)	123 (100%)	0	100	100
3	wB	126/127 (99%)	124 (98%)	2 (2%)	55	70
3	y4	126/127 (99%)	126 (100%)	0	100	100
3	yB	126/127 (99%)	126 (100%)	0	100	100
4	1G	125/125 (100%)	125 (100%)	0	100	100
4	1L	125/125 (100%)	121 (97%)	4 (3%)	34	59
4	5G	125/125 (100%)	125 (100%)	0	100	100
4	5L	125/125 (100%)	125 (100%)	0	100	100
4	7G	125/125 (100%)	125 (100%)	0	100	100
4	7L	125/125 (100%)	125 (100%)	0	100	100
4	HG	124/125 (99%)	124 (100%)	0	100	100
4	HL	124/125 (99%)	124 (100%)	0	100	100

Continued on next page...

Continued from previous page...

Mol	Chain	Analysed	Rotameric	Outliers	Percentiles
4	IF	125/125 (100%)	125 (100%)	0	100 100
4	IK	125/125 (100%)	124 (99%)	1 (1%)	73 77
4	JG	125/125 (100%)	125 (100%)	0	100 100
4	JL	125/125 (100%)	125 (100%)	0	100 100
4	KF	125/125 (100%)	123 (98%)	2 (2%)	55 70
4	KK	125/125 (100%)	123 (98%)	2 (2%)	55 70
4	LG	125/125 (100%)	124 (99%)	1 (1%)	73 77
4	LL	125/125 (100%)	124 (99%)	1 (1%)	73 77
4	MF	125/125 (100%)	125 (100%)	0	100 100
4	MG	124/125 (99%)	124 (100%)	0	100 100
4	MK	125/125 (100%)	125 (100%)	0	100 100
4	ML	124/125 (99%)	124 (100%)	0	100 100
4	OG	125/125 (100%)	125 (100%)	0	100 100
4	OL	125/125 (100%)	125 (100%)	0	100 100
4	P4	125/125 (100%)	125 (100%)	0	100 100
4	PB	125/125 (100%)	125 (100%)	0	100 100
4	R4	125/125 (100%)	125 (100%)	0	100 100
4	RB	125/125 (100%)	125 (100%)	0	100 100
4	SG	125/125 (100%)	124 (99%)	1 (1%)	73 77
4	SL	125/125 (100%)	124 (99%)	1 (1%)	73 77
4	T4	125/125 (100%)	125 (100%)	0	100 100
4	TB	125/125 (100%)	124 (99%)	1 (1%)	73 77
4	UG	125/125 (100%)	125 (100%)	0	100 100
4	UL	125/125 (100%)	125 (100%)	0	100 100
4	W4	125/125 (100%)	125 (100%)	0	100 100
4	WB	125/125 (100%)	124 (99%)	1 (1%)	73 77
4	WG	125/125 (100%)	125 (100%)	0	100 100
4	WL	125/125 (100%)	125 (100%)	0	100 100
4	Y4	125/125 (100%)	125 (100%)	0	100 100
4	YB	125/125 (100%)	125 (100%)	0	100 100
4	YF	125/125 (100%)	122 (98%)	3 (2%)	43 64

Continued on next page...

Continued from previous page...

Mol	Chain	Analysed	Rotameric	Outliers	Percentiles
4	YK	125/125 (100%)	122 (98%)	3 (2%)	43 64
4	a4	123/125 (98%)	111 (90%)	12 (10%)	7 30
4	aB	122/125 (98%)	113 (93%)	9 (7%)	13 37
4	aF	125/125 (100%)	125 (100%)	0	100 100
4	aK	125/125 (100%)	125 (100%)	0	100 100
4	cF	125/125 (100%)	125 (100%)	0	100 100
4	cK	125/125 (100%)	125 (100%)	0	100 100
4	eF	125/125 (100%)	125 (100%)	0	100 100
4	eK	125/125 (100%)	125 (100%)	0	100 100
4	hF	125/125 (100%)	123 (98%)	2 (2%)	55 70
4	hK	124/125 (99%)	123 (99%)	1 (1%)	73 77
4	jF	124/125 (99%)	124 (100%)	0	100 100
4	jK	124/125 (99%)	124 (100%)	0	100 100
4	lF	125/125 (100%)	125 (100%)	0	100 100
4	lK	125/125 (100%)	125 (100%)	0	100 100
4	nF	125/125 (100%)	125 (100%)	0	100 100
4	nK	125/125 (100%)	125 (100%)	0	100 100
4	p4	124/125 (99%)	124 (100%)	0	100 100
4	pB	124/125 (99%)	124 (100%)	0	100 100
4	r4	125/125 (100%)	125 (100%)	0	100 100
4	rB	125/125 (100%)	125 (100%)	0	100 100
4	t4	125/125 (100%)	125 (100%)	0	100 100
4	tB	125/125 (100%)	124 (99%)	1 (1%)	73 77
4	v4	125/125 (100%)	125 (100%)	0	100 100
4	vB	125/125 (100%)	125 (100%)	0	100 100
4	x4	125/125 (100%)	125 (100%)	0	100 100
4	xB	125/125 (100%)	125 (100%)	0	100 100
4	z4	124/125 (99%)	124 (100%)	0	100 100
4	zB	124/125 (99%)	124 (100%)	0	100 100
5	2G	58/60 (97%)	58 (100%)	0	100 100
5	2L	58/60 (97%)	58 (100%)	0	100 100

Continued on next page...

Continued from previous page...

Mol	Chain	Analysed	Rotameric	Outliers	Percentiles	
5	3F	58/60 (97%)	58 (100%)	0	100	100
5	3K	58/60 (97%)	58 (100%)	0	100	100
5	8G	58/60 (97%)	58 (100%)	0	100	100
5	8L	58/60 (97%)	58 (100%)	0	100	100
5	NF	59/60 (98%)	59 (100%)	0	100	100
5	NK	59/60 (98%)	59 (100%)	0	100	100
5	U4	58/60 (97%)	58 (100%)	0	100	100
5	UB	58/60 (97%)	58 (100%)	0	100	100
5	b4	58/60 (97%)	58 (100%)	0	100	100
5	bB	58/60 (97%)	58 (100%)	0	100	100
6	A1	269/293 (92%)	268 (100%)	1 (0%)	84	81
6	AD	268/293 (92%)	267 (100%)	1 (0%)	84	81
6	AE	268/293 (92%)	267 (100%)	1 (0%)	84	81
6	a1	269/293 (92%)	265 (98%)	4 (2%)	57	71
6	aD	270/293 (92%)	265 (98%)	5 (2%)	50	68
6	aE	270/293 (92%)	266 (98%)	4 (2%)	57	71
7	B1	397/405 (98%)	331 (83%)	66 (17%)	2	13
7	BD	398/405 (98%)	332 (83%)	66 (17%)	2	13
7	BE	397/405 (98%)	330 (83%)	67 (17%)	2	13
7	b1	399/405 (98%)	340 (85%)	59 (15%)	3	17
7	bD	399/405 (98%)	338 (85%)	61 (15%)	3	16
7	bE	399/405 (98%)	338 (85%)	61 (15%)	3	16
8	C1	346/365 (95%)	322 (93%)	24 (7%)	14	39
8	CD	346/365 (95%)	324 (94%)	22 (6%)	16	42
8	CE	346/365 (95%)	325 (94%)	21 (6%)	17	43
8	c1	344/365 (94%)	324 (94%)	20 (6%)	18	44
8	cD	343/365 (94%)	323 (94%)	20 (6%)	18	44
8	cE	343/365 (94%)	326 (95%)	17 (5%)	22	48
9	D1	274/285 (96%)	233 (85%)	41 (15%)	3	17
9	DD	274/285 (96%)	233 (85%)	41 (15%)	3	17
9	DE	274/285 (96%)	233 (85%)	41 (15%)	3	17

Continued on next page...

Continued from previous page...

Mol	Chain	Analysed	Rotameric	Outliers	Percentiles
9	d1	273/285 (96%)	233 (85%)	40 (15%)	3 17
9	dD	273/285 (96%)	233 (85%)	40 (15%)	3 17
9	dE	273/285 (96%)	233 (85%)	40 (15%)	3 17
10	E1	68/70 (97%)	63 (93%)	5 (7%)	13 37
10	ED	68/70 (97%)	63 (93%)	5 (7%)	13 37
10	EE	68/70 (97%)	63 (93%)	5 (7%)	13 37
10	e1	68/70 (97%)	65 (96%)	3 (4%)	25 51
10	eD	68/70 (97%)	65 (96%)	3 (4%)	25 51
10	eE	68/70 (97%)	65 (96%)	3 (4%)	25 51
11	F1	29/37 (78%)	24 (83%)	5 (17%)	2 12
11	FD	29/37 (78%)	24 (83%)	5 (17%)	2 12
11	FE	29/37 (78%)	25 (86%)	4 (14%)	3 19
11	f1	29/37 (78%)	22 (76%)	7 (24%)	1 4
11	fD	31/37 (84%)	23 (74%)	8 (26%)	0 3
11	fE	29/37 (78%)	22 (76%)	7 (24%)	1 4
12	H1	55/58 (95%)	54 (98%)	1 (2%)	51 69
12	HD	53/58 (91%)	52 (98%)	1 (2%)	50 68
12	HE	53/58 (91%)	51 (96%)	2 (4%)	29 55
12	h1	55/58 (95%)	52 (94%)	3 (6%)	19 46
12	hD	55/58 (95%)	52 (94%)	3 (6%)	19 46
12	hE	55/58 (95%)	52 (94%)	3 (6%)	19 46
13	I1	34/36 (94%)	21 (62%)	13 (38%)	0 1
13	ID	34/36 (94%)	20 (59%)	14 (41%)	0 0
13	IE	34/36 (94%)	20 (59%)	14 (41%)	0 0
13	i1	33/36 (92%)	20 (61%)	13 (39%)	0 1
13	iD	33/36 (92%)	20 (61%)	13 (39%)	0 1
13	iE	33/36 (92%)	20 (61%)	13 (39%)	0 1
14	J1	25/27 (93%)	22 (88%)	3 (12%)	5 23
14	JD	25/27 (93%)	22 (88%)	3 (12%)	5 23
14	JE	25/27 (93%)	22 (88%)	3 (12%)	5 23
14	j1	27/27 (100%)	27 (100%)	0	100 100

Continued on next page...

Continued from previous page...

Mol	Chain	Analysed	Rotameric	Outliers	Percentiles
14	jD	27/27 (100%)	27 (100%)	0	100 100
14	jE	27/27 (100%)	27 (100%)	0	100 100
15	K1	31/37 (84%)	27 (87%)	4 (13%)	4 21
15	KD	31/37 (84%)	27 (87%)	4 (13%)	4 21
15	KE	31/37 (84%)	27 (87%)	4 (13%)	4 21
15	k1	30/37 (81%)	22 (73%)	8 (27%)	0 3
15	kD	30/37 (81%)	21 (70%)	9 (30%)	0 2
15	kE	30/37 (81%)	21 (70%)	9 (30%)	0 2
16	L1	36/37 (97%)	29 (81%)	7 (19%)	1 8
16	LD	36/37 (97%)	29 (81%)	7 (19%)	1 8
16	LE	36/37 (97%)	29 (81%)	7 (19%)	1 8
16	l1	36/37 (97%)	29 (81%)	7 (19%)	1 8
16	lD	36/37 (97%)	29 (81%)	7 (19%)	1 8
16	lE	36/37 (97%)	29 (81%)	7 (19%)	1 8
17	M1	33/33 (100%)	22 (67%)	11 (33%)	0 2
17	MD	33/33 (100%)	22 (67%)	11 (33%)	0 2
17	ME	33/33 (100%)	22 (67%)	11 (33%)	0 2
17	m1	33/33 (100%)	16 (48%)	17 (52%)	0 0
17	mD	33/33 (100%)	16 (48%)	17 (52%)	0 0
17	mE	33/33 (100%)	16 (48%)	17 (52%)	0 0
18	O1	201/230 (87%)	171 (85%)	30 (15%)	3 17
18	OD	201/230 (87%)	173 (86%)	28 (14%)	3 19
18	OE	201/230 (87%)	173 (86%)	28 (14%)	3 19
18	o1	201/230 (87%)	173 (86%)	28 (14%)	3 19
18	oD	201/230 (87%)	172 (86%)	29 (14%)	3 18
18	oE	201/230 (87%)	173 (86%)	28 (14%)	3 19
19	Q1	106/144 (74%)	78 (74%)	28 (26%)	0 3
19	QD	106/144 (74%)	78 (74%)	28 (26%)	0 3
19	QE	106/144 (74%)	78 (74%)	28 (26%)	0 3
19	q1	106/144 (74%)	78 (74%)	28 (26%)	0 3
19	qD	106/144 (74%)	78 (74%)	28 (26%)	0 3

Continued on next page...

Continued from previous page...

Mol	Chain	Analysed	Rotameric	Outliers	Percentiles
19	qE	106/144 (74%)	78 (74%)	28 (26%)	0 3
20	R1	26/30 (87%)	18 (69%)	8 (31%)	0 2
20	RD	26/30 (87%)	18 (69%)	8 (31%)	0 2
20	RE	26/30 (87%)	18 (69%)	8 (31%)	0 2
20	r1	26/30 (87%)	18 (69%)	8 (31%)	0 2
20	rD	26/30 (87%)	18 (69%)	8 (31%)	0 2
20	rE	26/30 (87%)	18 (69%)	8 (31%)	0 2
22	T1	23/25 (92%)	23 (100%)	0	100 100
22	TD	23/25 (92%)	23 (100%)	0	100 100
22	TE	23/25 (92%)	23 (100%)	0	100 100
22	t1	24/25 (96%)	24 (100%)	0	100 100
22	tD	24/25 (96%)	24 (100%)	0	100 100
22	tE	24/25 (96%)	24 (100%)	0	100 100
23	U1	82/82 (100%)	75 (92%)	7 (8%)	10 34
23	UD	82/82 (100%)	75 (92%)	7 (8%)	10 34
23	UE	82/82 (100%)	75 (92%)	7 (8%)	10 34
23	u1	82/82 (100%)	75 (92%)	7 (8%)	10 34
23	uD	82/82 (100%)	75 (92%)	7 (8%)	10 34
23	uE	82/82 (100%)	75 (92%)	7 (8%)	10 34
24	V1	114/137 (83%)	98 (86%)	16 (14%)	3 19
24	VD	114/137 (83%)	98 (86%)	16 (14%)	3 19
24	VE	114/137 (83%)	98 (86%)	16 (14%)	3 19
24	v1	114/137 (83%)	101 (89%)	13 (11%)	5 24
24	vD	114/137 (83%)	101 (89%)	13 (11%)	5 24
24	vE	114/137 (83%)	101 (89%)	13 (11%)	5 24
25	X1	36/44 (82%)	29 (81%)	7 (19%)	1 8
25	XD	36/44 (82%)	29 (81%)	7 (19%)	1 8
25	XE	36/44 (82%)	29 (81%)	7 (19%)	1 8
25	x1	36/44 (82%)	29 (81%)	7 (19%)	1 8
25	xD	36/44 (82%)	29 (81%)	7 (19%)	1 8
25	xE	36/44 (82%)	29 (81%)	7 (19%)	1 8

Continued on next page...

Continued from previous page...

Mol	Chain	Analysed	Rotameric	Outliers	Percentiles	
26	Y1	26/37 (70%)	16 (62%)	10 (38%)	0	1
26	YD	26/37 (70%)	16 (62%)	10 (38%)	0	1
26	YE	26/37 (70%)	16 (62%)	10 (38%)	0	1
26	y1	26/37 (70%)	16 (62%)	10 (38%)	0	1
26	yD	26/37 (70%)	16 (62%)	10 (38%)	0	1
26	yE	26/37 (70%)	16 (62%)	10 (38%)	0	1
27	Z1	51/54 (94%)	36 (71%)	15 (29%)	0	2
27	ZD	51/54 (94%)	36 (71%)	15 (29%)	0	2
27	ZE	51/54 (94%)	36 (71%)	15 (29%)	0	2
27	z1	51/54 (94%)	36 (71%)	15 (29%)	0	2
27	zD	51/54 (94%)	36 (71%)	15 (29%)	0	2
27	zE	51/54 (94%)	36 (71%)	15 (29%)	0	2
28	BG	39/113 (34%)	17 (44%)	22 (56%)	0	0
28	BL	39/113 (34%)	17 (44%)	22 (56%)	0	0
28	EF	38/113 (34%)	22 (58%)	16 (42%)	0	0
28	EK	38/113 (34%)	22 (58%)	16 (42%)	0	0
29	QG	135/135 (100%)	127 (94%)	8 (6%)	18	44
29	QL	135/135 (100%)	127 (94%)	8 (6%)	18	44
29	gF	135/135 (100%)	127 (94%)	8 (6%)	18	44
29	gK	135/135 (100%)	127 (94%)	8 (6%)	18	44
30	VG	135/136 (99%)	132 (98%)	3 (2%)	45	65
30	VL	135/136 (99%)	132 (98%)	3 (2%)	45	65
30	mF	135/136 (99%)	134 (99%)	1 (1%)	76	78
30	mK	135/136 (99%)	134 (99%)	1 (1%)	76	78
31	b2	87/125 (70%)	86 (99%)	1 (1%)	65	74
31	b3	87/125 (70%)	86 (99%)	1 (1%)	65	74
31	b5	87/125 (70%)	86 (99%)	1 (1%)	65	74
31	b6	87/125 (70%)	86 (99%)	1 (1%)	65	74
31	b7	87/125 (70%)	86 (99%)	1 (1%)	65	74
31	b8	87/125 (70%)	86 (99%)	1 (1%)	65	74
31	b9	87/125 (70%)	86 (99%)	1 (1%)	65	74

Continued on next page...

Continued from previous page...

Mol	Chain	Analysed	Rotameric	Outliers	Percentiles	
31	bA	87/125 (70%)	86 (99%)	1 (1%)	65	74
31	bC	87/125 (70%)	86 (99%)	1 (1%)	65	74
31	bH	87/125 (70%)	86 (99%)	1 (1%)	65	74
31	bI	87/125 (70%)	86 (99%)	1 (1%)	65	74
31	bJ	87/125 (70%)	86 (99%)	1 (1%)	65	74
31	d2	78/125 (62%)	78 (100%)	0	100	100
31	d3	78/125 (62%)	78 (100%)	0	100	100
31	d5	78/125 (62%)	78 (100%)	0	100	100
31	d6	78/125 (62%)	78 (100%)	0	100	100
31	d7	78/125 (62%)	78 (100%)	0	100	100
31	d8	78/125 (62%)	78 (100%)	0	100	100
31	d9	78/125 (62%)	78 (100%)	0	100	100
31	dA	78/125 (62%)	78 (100%)	0	100	100
31	dC	78/125 (62%)	78 (100%)	0	100	100
31	dH	78/125 (62%)	78 (100%)	0	100	100
31	dI	78/125 (62%)	78 (100%)	0	100	100
31	dJ	78/125 (62%)	78 (100%)	0	100	100
31	f2	80/125 (64%)	80 (100%)	0	100	100
31	f3	80/125 (64%)	80 (100%)	0	100	100
31	f5	80/125 (64%)	80 (100%)	0	100	100
31	f6	80/125 (64%)	80 (100%)	0	100	100
31	f7	80/125 (64%)	80 (100%)	0	100	100
31	f8	80/125 (64%)	80 (100%)	0	100	100
31	f9	80/125 (64%)	80 (100%)	0	100	100
31	fA	80/125 (64%)	80 (100%)	0	100	100
31	fC	80/125 (64%)	80 (100%)	0	100	100
31	fH	80/125 (64%)	80 (100%)	0	100	100
31	fI	80/125 (64%)	80 (100%)	0	100	100
31	fJ	80/125 (64%)	80 (100%)	0	100	100
31	h2	82/125 (66%)	81 (99%)	1 (1%)	63	73
31	h3	82/125 (66%)	81 (99%)	1 (1%)	63	73

Continued on next page...

Continued from previous page...

Mol	Chain	Analysed	Rotameric	Outliers	Percentiles	
31	h5	82/125 (66%)	81 (99%)	1 (1%)	63	73
31	h6	82/125 (66%)	81 (99%)	1 (1%)	63	73
31	h7	82/125 (66%)	81 (99%)	1 (1%)	63	73
31	h8	82/125 (66%)	81 (99%)	1 (1%)	63	73
31	h9	81/125 (65%)	80 (99%)	1 (1%)	63	73
31	hA	82/125 (66%)	81 (99%)	1 (1%)	63	73
31	hC	82/125 (66%)	81 (99%)	1 (1%)	63	73
31	hH	82/125 (66%)	81 (99%)	1 (1%)	63	73
31	hI	82/125 (66%)	81 (99%)	1 (1%)	63	73
31	hJ	82/125 (66%)	81 (99%)	1 (1%)	63	73
31	j2	81/125 (65%)	81 (100%)	0	100	100
31	j3	81/125 (65%)	81 (100%)	0	100	100
31	j5	81/125 (65%)	81 (100%)	0	100	100
31	j6	81/125 (65%)	81 (100%)	0	100	100
31	j7	81/125 (65%)	81 (100%)	0	100	100
31	j8	81/125 (65%)	81 (100%)	0	100	100
31	j9	81/125 (65%)	81 (100%)	0	100	100
31	jA	81/125 (65%)	81 (100%)	0	100	100
31	jC	81/125 (65%)	81 (100%)	0	100	100
31	jH	81/125 (65%)	81 (100%)	0	100	100
31	jI	81/125 (65%)	81 (100%)	0	100	100
31	jJ	81/125 (65%)	81 (100%)	0	100	100
31	l2	85/125 (68%)	85 (100%)	0	100	100
31	l3	85/125 (68%)	85 (100%)	0	100	100
31	l5	85/125 (68%)	85 (100%)	0	100	100
31	l6	85/125 (68%)	85 (100%)	0	100	100
31	l7	85/125 (68%)	85 (100%)	0	100	100
31	l8	85/125 (68%)	85 (100%)	0	100	100
31	l9	85/125 (68%)	85 (100%)	0	100	100
31	lA	85/125 (68%)	85 (100%)	0	100	100
31	lC	85/125 (68%)	85 (100%)	0	100	100

Continued on next page...

Continued from previous page...

Mol	Chain	Analysed	Rotameric	Outliers	Percentiles	
31	lH	85/125 (68%)	85 (100%)	0	100	100
31	lI	85/125 (68%)	85 (100%)	0	100	100
31	lJ	85/125 (68%)	85 (100%)	0	100	100
32	c2	85/131 (65%)	85 (100%)	0	100	100
32	c3	85/131 (65%)	85 (100%)	0	100	100
32	c5	85/131 (65%)	85 (100%)	0	100	100
32	c6	85/131 (65%)	85 (100%)	0	100	100
32	c7	85/131 (65%)	85 (100%)	0	100	100
32	c8	85/131 (65%)	85 (100%)	0	100	100
32	c9	85/131 (65%)	85 (100%)	0	100	100
32	cA	85/131 (65%)	85 (100%)	0	100	100
32	cC	85/131 (65%)	85 (100%)	0	100	100
32	cH	85/131 (65%)	85 (100%)	0	100	100
32	cI	84/131 (64%)	84 (100%)	0	100	100
32	cJ	85/131 (65%)	85 (100%)	0	100	100
32	e2	83/131 (63%)	83 (100%)	0	100	100
32	e3	83/131 (63%)	83 (100%)	0	100	100
32	e5	83/131 (63%)	83 (100%)	0	100	100
32	e6	83/131 (63%)	83 (100%)	0	100	100
32	e7	83/131 (63%)	83 (100%)	0	100	100
32	e8	83/131 (63%)	83 (100%)	0	100	100
32	e9	83/131 (63%)	83 (100%)	0	100	100
32	eA	83/131 (63%)	83 (100%)	0	100	100
32	eC	83/131 (63%)	83 (100%)	0	100	100
32	eH	83/131 (63%)	83 (100%)	0	100	100
32	eI	83/131 (63%)	83 (100%)	0	100	100
32	eJ	83/131 (63%)	83 (100%)	0	100	100
32	g2	89/131 (68%)	89 (100%)	0	100	100
32	g3	89/131 (68%)	89 (100%)	0	100	100
32	g5	89/131 (68%)	89 (100%)	0	100	100
32	g6	89/131 (68%)	89 (100%)	0	100	100

Continued on next page...

Continued from previous page...

Mol	Chain	Analysed	Rotameric	Outliers	Percentiles	
32	g7	89/131 (68%)	89 (100%)	0	100	100
32	g8	89/131 (68%)	89 (100%)	0	100	100
32	g9	89/131 (68%)	89 (100%)	0	100	100
32	gA	89/131 (68%)	89 (100%)	0	100	100
32	gC	89/131 (68%)	89 (100%)	0	100	100
32	gH	89/131 (68%)	89 (100%)	0	100	100
32	gI	88/131 (67%)	88 (100%)	0	100	100
32	gJ	89/131 (68%)	89 (100%)	0	100	100
32	i2	88/131 (67%)	88 (100%)	0	100	100
32	i3	88/131 (67%)	88 (100%)	0	100	100
32	i5	88/131 (67%)	88 (100%)	0	100	100
32	i6	88/131 (67%)	88 (100%)	0	100	100
32	i7	88/131 (67%)	88 (100%)	0	100	100
32	i8	88/131 (67%)	88 (100%)	0	100	100
32	i9	88/131 (67%)	88 (100%)	0	100	100
32	iA	88/131 (67%)	88 (100%)	0	100	100
32	iC	88/131 (67%)	88 (100%)	0	100	100
32	iH	88/131 (67%)	88 (100%)	0	100	100
32	iI	88/131 (67%)	88 (100%)	0	100	100
32	iJ	88/131 (67%)	88 (100%)	0	100	100
32	k2	94/131 (72%)	94 (100%)	0	100	100
32	k3	94/131 (72%)	94 (100%)	0	100	100
32	k5	94/131 (72%)	94 (100%)	0	100	100
32	k6	94/131 (72%)	94 (100%)	0	100	100
32	k7	94/131 (72%)	94 (100%)	0	100	100
32	k8	94/131 (72%)	94 (100%)	0	100	100
32	k9	94/131 (72%)	94 (100%)	0	100	100
32	kA	94/131 (72%)	94 (100%)	0	100	100
32	kC	94/131 (72%)	94 (100%)	0	100	100
32	kH	94/131 (72%)	94 (100%)	0	100	100
32	kI	94/131 (72%)	94 (100%)	0	100	100

Continued on next page...

Continued from previous page...

Mol	Chain	Analysed	Rotameric	Outliers	Percentiles	
32	kJ	94/131 (72%)	94 (100%)	0	100	100
32	m2	93/131 (71%)	92 (99%)	1 (1%)	65	74
32	m3	93/131 (71%)	92 (99%)	1 (1%)	65	74
32	m5	93/131 (71%)	92 (99%)	1 (1%)	65	74
32	m6	93/131 (71%)	92 (99%)	1 (1%)	65	74
32	m7	93/131 (71%)	92 (99%)	1 (1%)	65	74
32	m8	93/131 (71%)	92 (99%)	1 (1%)	65	74
32	m9	93/131 (71%)	92 (99%)	1 (1%)	65	74
32	mA	93/131 (71%)	92 (99%)	1 (1%)	65	74
32	mC	93/131 (71%)	92 (99%)	1 (1%)	65	74
32	mH	93/131 (71%)	92 (99%)	1 (1%)	65	74
32	mI	93/131 (71%)	92 (99%)	1 (1%)	65	74
32	mJ	93/131 (71%)	92 (99%)	1 (1%)	65	74
All	All	49693/57880 (86%)	47338 (95%)	2355 (5%)	25	49

All (2355) residues with a non-rotameric sidechain are listed below:

Mol	Chain	Res	Type
1	BA	196	GLN
1	BA	198	ILE
1	BA	199	TRP
1	BA	200	GLN
1	BA	201	THR
1	BA	203	VAL
1	BA	205	ARG
1	BA	207	VAL
1	BA	208	PRO
1	BA	209	GLN
1	BA	210	GLU
1	BA	211	LYS
1	BA	212	GLN
1	BA	214	LYS
1	BA	220	ASN
1	BA	224	MET
1	BA	226	LYS
1	BA	227	GLN
1	BA	228	VAL

Continued on next page...

Continued from previous page...

Mol	Chain	Res	Type
1	BA	230	ARG
1	BA	233	ASN
1	BA	234	THR
1	BA	235	VAL
1	BA	236	THR
1	BA	238	VAL
1	BA	240	LEU
2	BB	73	ASN
2	BB	82	LEU
2	BB	84	PHE
2	BB	114	ILE
2	BB	116	TYR
2	BB	117	VAL
2	BB	128	ILE
2	BB	129	LYS
2	BB	131	LEU
2	BB	132	PHE
2	BB	133	GLN
2	BB	137	THR
2	BB	294	LYS
2	BB	419	CYS
2	BB	541	LYS
2	BB	551	PHE
2	BB	728	LYS
2	BB	734	ARG
2	BB	735	ARG
2	BB	774	LYS
2	CB	11	VAL
2	CB	13	ARG
2	CB	85	LEU
2	CB	86	GLU
2	CB	294	LYS
2	CB	541	LYS
2	CB	773	THR
2	CB	774	LYS
2	CB	775	LYS
4	TB	67	ARG
4	WB	67	ARG
1	BC	196	GLN
1	BC	198	ILE
1	BC	200	GLN
1	BC	203	VAL

Continued on next page...

Continued from previous page...

Mol	Chain	Res	Type
1	BC	205	ARG
1	BC	207	VAL
1	BC	208	PRO
1	BC	209	GLN
1	BC	210	GLU
1	BC	211	LYS
1	BC	212	GLN
1	BC	214	LYS
1	BC	220	ASN
1	BC	224	MET
1	BC	226	LYS
1	BC	227	GLN
1	BC	228	VAL
1	BC	230	ARG
1	BC	233	ASN
1	BC	234	THR
1	BC	235	VAL
1	BC	236	THR
1	BC	238	VAL
1	BC	240	LEU
6	AD	30	VAL
7	BD	11	VAL
7	BD	24	LEU
7	BD	39	LEU
7	BD	55	MET
7	BD	68	ARG
7	BD	73	GLN
7	BD	87	ASN
7	BD	94	GLU
7	BD	96	VAL
7	BD	99	THR
7	BD	102	ILE
7	BD	104	SER
7	BD	106	LEU
7	BD	116	VAL
7	BD	119	ASP
7	BD	121	GLU
7	BD	128	THR
7	BD	145	LEU
7	BD	146	SER
7	BD	166	MET
7	BD	181	VAL

Continued on next page...

Continued from previous page...

Mol	Chain	Res	Type
7	BD	184	SER
7	BD	207	ILE
7	BD	214	LEU
7	BD	218	SER
7	BD	234	ILE
7	BD	236	THR
7	BD	237	VAL
7	BD	238	LEU
7	BD	239	SER
7	BD	241	SER
7	BD	242	ILE
7	BD	246	PHE
7	BD	251	VAL
7	BD	252	VAL
7	BD	267	LEU
7	BD	271	THR
7	BD	284	ILE
7	BD	290	SER
7	BD	291	SER
7	BD	299	SER
7	BD	357	ARG
7	BD	364	GLU
7	BD	365	THR
7	BD	372	ASP
7	BD	391	SER
7	BD	400	SER
7	BD	406	LEU
7	BD	412	THR
7	BD	416	SER
7	BD	436	THR
7	BD	439	SER
7	BD	446	SER
7	BD	460	LEU
7	BD	461	LEU
7	BD	471	SER
7	BD	474	ILE
7	BD	477	ASP
7	BD	491	GLU
7	BD	495	PHE
7	BD	496	GLN
7	BD	497	LYS
7	BD	498	VAL

Continued on next page...

Continued from previous page...

Mol	Chain	Res	Type
7	BD	500	ASP
7	BD	501	GLN
7	BD	503	THR
8	CD	10	LEU
8	CD	13	ARG
8	CD	14	ASP
8	CD	63	VAL
8	CD	127	LEU
8	CD	129	GLU
8	CD	131	SER
8	CD	133	PHE
8	CD	194	LEU
8	CD	214	VAL
8	CD	309	GLN
8	CD	310	LYS
8	CD	311	LEU
8	CD	315	ILE
8	CD	317	SER
8	CD	319	GLN
8	CD	333	THR
8	CD	394	VAL
8	CD	397	ILE
8	CD	402	GLN
8	CD	404	PHE
8	CD	406	TYR
9	DD	17	VAL
9	DD	50	THR
9	DD	60	THR
9	DD	65	SER
9	DD	66	SER
9	DD	68	LEU
9	DD	84	SER
9	DD	85	LEU
9	DD	88	SER
9	DD	96	GLU
9	DD	100	ASP
9	DD	101	PHE
9	DD	103	ARG
9	DD	106	GLN
9	DD	107	LEU
9	DD	110	LEU
9	DD	111	TRP

Continued on next page...

Continued from previous page...

Mol	Chain	Res	Type
9	DD	116	LEU
9	DD	123	ILE
9	DD	127	LEU
9	DD	139	ARG
9	DD	155	SER
9	DD	172	SER
9	DD	175	VAL
9	DD	178	ILE
9	DD	210	LEU
9	DD	211	CYS
9	DD	213	ILE
9	DD	218	VAL
9	DD	225	ASP
9	DD	227	GLU
9	DD	229	SER
9	DD	231	THR
9	DD	245	SER
9	DD	247	VAL
9	DD	289	LEU
9	DD	297	ASP
9	DD	307	GLU
9	DD	310	GLU
9	DD	337	GLN
9	DD	344	GLU
10	ED	65	ILE
10	ED	67	THR
10	ED	68	GLU
10	ED	69	ARG
10	ED	71	ASP
11	FD	10	ILE
11	FD	17	VAL
11	FD	20	LEU
11	FD	33	LEU
11	FD	42	ILE
12	HD	58	VAL
13	ID	1	MET
13	ID	2	VAL
13	ID	6	ILE
13	ID	7	ILE
13	ID	8	VAL
13	ID	9	ASN
13	ID	10	ILE

Continued on next page...

Continued from previous page...

Mol	Chain	Res	Type
13	ID	16	VAL
13	ID	18	LEU
13	ID	26	ASN
13	ID	28	PRO
13	ID	31	ASN
13	ID	33	LYS
13	ID	35	ARG
14	JD	6	LYS
14	JD	7	LEU
14	JD	9	LEU
15	KD	9	LYS
15	KD	16	ILE
15	KD	26	VAL
15	KD	34	LEU
16	LD	1	MET
16	LD	2	ASP
16	LD	9	LYS
16	LD	10	GLN
16	LD	18	SER
16	LD	23	LEU
16	LD	28	VAL
17	MD	2	GLU
17	MD	3	VAL
17	MD	6	LEU
17	MD	11	SER
17	MD	13	LEU
17	MD	15	VAL
17	MD	16	LEU
17	MD	17	VAL
17	MD	20	VAL
17	MD	23	LEU
17	MD	31	SER
18	OD	32	LEU
18	OD	34	THR
18	OD	38	ILE
18	OD	65	SER
18	OD	69	THR
18	OD	71	LEU
18	OD	72	CYS
18	OD	83	GLU
18	OD	101	ARG
18	OD	106	LEU

Continued on next page...

Continued from previous page...

Mol	Chain	Res	Type
18	OD	108	GLN
18	OD	109	VAL
18	OD	150	ILE
18	OD	153	LEU
18	OD	154	VAL
18	OD	161	LEU
18	OD	167	SER
18	OD	182	SER
18	OD	192	LEU
18	OD	202	LEU
18	OD	216	VAL
18	OD	218	LEU
18	OD	229	SER
18	OD	230	LEU
18	OD	235	VAL
18	OD	236	ASP
18	OD	238	GLU
18	OD	259	LYS
19	QD	37	GLN
19	QD	38	LEU
19	QD	46	SER
19	QD	49	VAL
19	QD	55	SER
19	QD	56	THR
19	QD	61	SER
19	QD	64	GLN
19	QD	69	ILE
19	QD	72	ASP
19	QD	82	VAL
19	QD	83	LEU
19	QD	85	GLU
19	QD	87	ASN
19	QD	90	VAL
19	QD	102	ARG
19	QD	103	LYS
19	QD	104	LEU
19	QD	105	SER
19	QD	110	GLU
19	QD	113	GLN
19	QD	114	ASP
19	QD	115	MET
19	QD	116	SER

Continued on next page...

Continued from previous page...

Mol	Chain	Res	Type
19	QD	121	LYS
19	QD	136	LYS
19	QD	137	ASP
19	QD	138	LEU
20	RD	2	ASP
20	RD	3	LEU
20	RD	7	VAL
20	RD	9	LEU
20	RD	10	LEU
20	RD	12	LEU
20	RD	20	LEU
20	RD	23	ILE
23	UD	38	LEU
23	UD	40	LYS
23	UD	58	SER
23	UD	90	LEU
23	UD	109	GLU
23	UD	119	LEU
23	UD	121	GLU
24	VD	26	LEU
24	VD	31	GLU
24	VD	32	LEU
24	VD	40	GLN
24	VD	45	VAL
24	VD	49	LYS
24	VD	52	LYS
24	VD	53	LYS
24	VD	80	SER
24	VD	82	GLU
24	VD	105	THR
24	VD	115	GLU
24	VD	135	ASP
24	VD	154	GLN
24	VD	159	LYS
24	VD	160	TYR
25	XD	1	MET
25	XD	2	THR
25	XD	17	LEU
25	XD	21	VAL
25	XD	27	LEU
25	XD	30	ILE
25	XD	40	SER

Continued on next page...

Continued from previous page...

Mol	Chain	Res	Type
26	YD	66	ILE
26	YD	68	GLN
26	YD	69	LEU
26	YD	70	LEU
26	YD	73	SER
26	YD	74	LEU
26	YD	76	VAL
26	YD	77	ILE
26	YD	82	VAL
26	YD	93	LEU
27	ZD	4	LEU
27	ZD	6	GLN
27	ZD	7	VAL
27	ZD	18	LEU
27	ZD	23	VAL
27	ZD	31	GLN
27	ZD	35	GLN
27	ZD	37	LYS
27	ZD	40	ILE
27	ZD	42	ILE
27	ZD	50	LEU
27	ZD	51	VAL
27	ZD	52	ILE
27	ZD	56	VAL
27	ZD	61	VAL
6	AE	30	VAL
7	BE	11	VAL
7	BE	24	LEU
7	BE	39	LEU
7	BE	55	MET
7	BE	68	ARG
7	BE	73	GLN
7	BE	84	VAL
7	BE	87	ASN
7	BE	94	GLU
7	BE	96	VAL
7	BE	99	THR
7	BE	102	ILE
7	BE	104	SER
7	BE	106	LEU
7	BE	116	VAL
7	BE	119	ASP

Continued on next page...

Continued from previous page...

Mol	Chain	Res	Type
7	BE	121	GLU
7	BE	128	THR
7	BE	145	LEU
7	BE	146	SER
7	BE	166	MET
7	BE	181	VAL
7	BE	184	SER
7	BE	207	ILE
7	BE	214	LEU
7	BE	218	SER
7	BE	234	ILE
7	BE	236	THR
7	BE	237	VAL
7	BE	238	LEU
7	BE	239	SER
7	BE	241	SER
7	BE	242	ILE
7	BE	246	PHE
7	BE	251	VAL
7	BE	252	VAL
7	BE	267	LEU
7	BE	271	THR
7	BE	284	ILE
7	BE	290	SER
7	BE	291	SER
7	BE	299	SER
7	BE	357	ARG
7	BE	364	GLU
7	BE	365	THR
7	BE	372	ASP
7	BE	391	SER
7	BE	400	SER
7	BE	406	LEU
7	BE	412	THR
7	BE	416	SER
7	BE	436	THR
7	BE	439	SER
7	BE	446	SER
7	BE	460	LEU
7	BE	461	LEU
7	BE	471	SER
7	BE	474	ILE

Continued on next page...

Continued from previous page...

Mol	Chain	Res	Type
7	BE	477	ASP
7	BE	491	GLU
7	BE	495	PHE
7	BE	496	GLN
7	BE	497	LYS
7	BE	498	VAL
7	BE	500	ASP
7	BE	501	GLN
7	BE	503	THR
8	CE	10	LEU
8	CE	13	ARG
8	CE	14	ASP
8	CE	63	VAL
8	CE	127	LEU
8	CE	129	GLU
8	CE	131	SER
8	CE	133	PHE
8	CE	214	VAL
8	CE	309	GLN
8	CE	310	LYS
8	CE	311	LEU
8	CE	315	ILE
8	CE	317	SER
8	CE	319	GLN
8	CE	333	THR
8	CE	394	VAL
8	CE	397	ILE
8	CE	402	GLN
8	CE	404	PHE
8	CE	406	TYR
9	DE	17	VAL
9	DE	50	THR
9	DE	60	THR
9	DE	65	SER
9	DE	66	SER
9	DE	68	LEU
9	DE	84	SER
9	DE	85	LEU
9	DE	88	SER
9	DE	96	GLU
9	DE	100	ASP
9	DE	101	PHE

Continued on next page...

Continued from previous page...

Mol	Chain	Res	Type
9	DE	103	ARG
9	DE	106	GLN
9	DE	107	LEU
9	DE	110	LEU
9	DE	111	TRP
9	DE	116	LEU
9	DE	123	ILE
9	DE	127	LEU
9	DE	139	ARG
9	DE	155	SER
9	DE	172	SER
9	DE	175	VAL
9	DE	178	ILE
9	DE	210	LEU
9	DE	211	CYS
9	DE	213	ILE
9	DE	218	VAL
9	DE	225	ASP
9	DE	227	GLU
9	DE	229	SER
9	DE	231	THR
9	DE	245	SER
9	DE	247	VAL
9	DE	289	LEU
9	DE	297	ASP
9	DE	307	GLU
9	DE	310	GLU
9	DE	337	GLN
9	DE	344	GLU
10	EE	65	ILE
10	EE	67	THR
10	EE	68	GLU
10	EE	69	ARG
10	EE	71	ASP
11	FE	17	VAL
11	FE	20	LEU
11	FE	33	LEU
11	FE	42	ILE
12	HE	16	SER
12	HE	58	VAL
13	IE	1	MET
13	IE	2	VAL

Continued on next page...

Continued from previous page...

Mol	Chain	Res	Type
13	IE	6	ILE
13	IE	7	ILE
13	IE	8	VAL
13	IE	9	ASN
13	IE	10	ILE
13	IE	16	VAL
13	IE	18	LEU
13	IE	26	ASN
13	IE	28	PRO
13	IE	31	ASN
13	IE	33	LYS
13	IE	35	ARG
14	JE	6	LYS
14	JE	7	LEU
14	JE	9	LEU
15	KE	9	LYS
15	KE	16	ILE
15	KE	26	VAL
15	KE	34	LEU
16	LE	1	MET
16	LE	2	ASP
16	LE	9	LYS
16	LE	10	GLN
16	LE	18	SER
16	LE	23	LEU
16	LE	28	VAL
17	ME	2	GLU
17	ME	3	VAL
17	ME	6	LEU
17	ME	11	SER
17	ME	13	LEU
17	ME	15	VAL
17	ME	16	LEU
17	ME	17	VAL
17	ME	20	VAL
17	ME	23	LEU
17	ME	31	SER
18	OE	32	LEU
18	OE	34	THR
18	OE	38	ILE
18	OE	65	SER
18	OE	69	THR

Continued on next page...

Continued from previous page...

Mol	Chain	Res	Type
18	OE	71	LEU
18	OE	72	CYS
18	OE	83	GLU
18	OE	101	ARG
18	OE	106	LEU
18	OE	108	GLN
18	OE	109	VAL
18	OE	150	ILE
18	OE	153	LEU
18	OE	154	VAL
18	OE	161	LEU
18	OE	167	SER
18	OE	182	SER
18	OE	192	LEU
18	OE	202	LEU
18	OE	216	VAL
18	OE	218	LEU
18	OE	229	SER
18	OE	230	LEU
18	OE	235	VAL
18	OE	236	ASP
18	OE	238	GLU
18	OE	259	LYS
19	QE	37	GLN
19	QE	38	LEU
19	QE	46	SER
19	QE	49	VAL
19	QE	55	SER
19	QE	56	THR
19	QE	61	SER
19	QE	64	GLN
19	QE	69	ILE
19	QE	72	ASP
19	QE	82	VAL
19	QE	83	LEU
19	QE	85	GLU
19	QE	87	ASN
19	QE	90	VAL
19	QE	102	ARG
19	QE	103	LYS
19	QE	104	LEU
19	QE	105	SER

Continued on next page...

Continued from previous page...

Mol	Chain	Res	Type
19	QE	110	GLU
19	QE	113	GLN
19	QE	114	ASP
19	QE	115	MET
19	QE	116	SER
19	QE	121	LYS
19	QE	136	LYS
19	QE	137	ASP
19	QE	138	LEU
20	RE	2	ASP
20	RE	3	LEU
20	RE	7	VAL
20	RE	9	LEU
20	RE	10	LEU
20	RE	12	LEU
20	RE	20	LEU
20	RE	23	ILE
23	UE	38	LEU
23	UE	40	LYS
23	UE	58	SER
23	UE	90	LEU
23	UE	109	GLU
23	UE	119	LEU
23	UE	121	GLU
24	VE	26	LEU
24	VE	31	GLU
24	VE	32	LEU
24	VE	40	GLN
24	VE	45	VAL
24	VE	49	LYS
24	VE	52	LYS
24	VE	53	LYS
24	VE	80	SER
24	VE	82	GLU
24	VE	105	THR
24	VE	115	GLU
24	VE	135	ASP
24	VE	154	GLN
24	VE	159	LYS
24	VE	160	TYR
25	XE	1	MET
25	XE	2	THR

Continued on next page...

Continued from previous page...

Mol	Chain	Res	Type
25	XE	17	LEU
25	XE	21	VAL
25	XE	27	LEU
25	XE	30	ILE
25	XE	40	SER
26	YE	66	ILE
26	YE	68	GLN
26	YE	69	LEU
26	YE	70	LEU
26	YE	73	SER
26	YE	74	LEU
26	YE	76	VAL
26	YE	77	ILE
26	YE	82	VAL
26	YE	93	LEU
27	ZE	4	LEU
27	ZE	6	GLN
27	ZE	7	VAL
27	ZE	18	LEU
27	ZE	23	VAL
27	ZE	31	GLN
27	ZE	35	GLN
27	ZE	37	LYS
27	ZE	40	ILE
27	ZE	42	ILE
27	ZE	50	LEU
27	ZE	51	VAL
27	ZE	52	ILE
27	ZE	56	VAL
27	ZE	61	VAL
28	EF	105	ASN
28	EF	110	LYS
28	EF	115	MET
28	EF	125	LYS
28	EF	127	THR
28	EF	129	ASN
28	EF	130	ARG
28	EF	131	ARG
28	EF	132	ARG
28	EF	135	PRO
28	EF	141	ARG
28	EF	143	MET

Continued on next page...

Continued from previous page...

Mol	Chain	Res	Type
28	EF	145	ARG
28	EF	146	GLN
28	EF	147	MET
28	EF	150	LYS
4	KF	116	TYR
4	KF	121	VAL
3	XF	83	ARG
4	YF	75	THR
4	YF	76	ARG
4	YF	77	ARG
28	BG	105	ASN
28	BG	108	MET
28	BG	110	LYS
28	BG	116	THR
28	BG	117	PHE
28	BG	119	THR
28	BG	120	ASP
28	BG	121	TYR
28	BG	122	LEU
28	BG	123	LEU
28	BG	125	LYS
28	BG	129	ASN
28	BG	130	ARG
28	BG	131	ARG
28	BG	132	ARG
28	BG	137	MET
28	BG	141	ARG
28	BG	143	MET
28	BG	145	ARG
28	BG	146	GLN
28	BG	147	MET
28	BG	150	LYS
3	IG	83	ARG
3	IG	155	TYR
4	LG	77	ARG
3	PG	81	CYS
29	QG	65	GLU
29	QG	135	LYS
29	QG	147	ILE
29	QG	148	GLU
29	QG	149	VAL
29	QG	153	LEU

Continued on next page...

Continued from previous page...

Mol	Chain	Res	Type
29	QG	154	GLU
29	QG	155	GLN
4	SG	72	MET
30	VG	10	LYS
30	VG	16	ARG
30	VG	156	ILE
1	BH	196	GLN
1	BH	200	GLN
1	BH	201	THR
1	BH	203	VAL
1	BH	205	ARG
1	BH	206	PHE
1	BH	207	VAL
1	BH	209	GLN
1	BH	210	GLU
1	BH	211	LYS
1	BH	220	ASN
1	BH	222	LEU
1	BH	224	MET
1	BH	226	LYS
1	BH	227	GLN
1	BH	228	VAL
1	BH	229	SER
1	BH	230	ARG
1	BH	233	ASN
1	BH	234	THR
1	BH	235	VAL
1	BH	236	THR
1	BH	237	ARG
1	BH	238	VAL
1	BH	240	LEU
1	BI	189	ARG
1	BI	190	THR
1	BI	191	GLN
1	BI	192	LEU
1	BI	195	PRO
1	BI	198	ILE
1	BI	200	GLN
1	BI	203	VAL
1	BI	205	ARG
1	BI	207	VAL
1	BI	209	GLN

Continued on next page...

Continued from previous page...

Mol	Chain	Res	Type
1	BI	210	GLU
1	BI	211	LYS
1	BI	212	GLN
1	BI	214	LYS
1	BI	224	MET
1	BI	227	GLN
1	BI	228	VAL
1	BI	233	ASN
1	BI	234	THR
1	BI	235	VAL
1	BI	238	VAL
1	BI	240	LEU
1	BJ	194	PHE
1	BJ	196	GLN
1	BJ	200	GLN
1	BJ	201	THR
1	BJ	203	VAL
1	BJ	205	ARG
1	BJ	206	PHE
1	BJ	207	VAL
1	BJ	209	GLN
1	BJ	210	GLU
1	BJ	211	LYS
1	BJ	220	ASN
1	BJ	222	LEU
1	BJ	224	MET
1	BJ	226	LYS
1	BJ	227	GLN
1	BJ	228	VAL
1	BJ	229	SER
1	BJ	230	ARG
1	BJ	233	ASN
1	BJ	234	THR
1	BJ	235	VAL
1	BJ	236	THR
1	BJ	237	ARG
1	BJ	238	VAL
1	BJ	240	LEU
28	EK	105	ASN
28	EK	110	LYS
28	EK	115	MET
28	EK	125	LYS

Continued on next page...

Continued from previous page...

Mol	Chain	Res	Type
28	EK	127	THR
28	EK	129	ASN
28	EK	130	ARG
28	EK	131	ARG
28	EK	132	ARG
28	EK	135	PRO
28	EK	141	ARG
28	EK	143	MET
28	EK	145	ARG
28	EK	146	GLN
28	EK	147	MET
28	EK	150	LYS
4	IK	63	SER
3	JK	83	ARG
4	KK	116	TYR
4	KK	121	VAL
3	XK	83	ARG
4	YK	75	THR
4	YK	76	ARG
4	YK	77	ARG
28	BL	105	ASN
28	BL	108	MET
28	BL	110	LYS
28	BL	116	THR
28	BL	117	PHE
28	BL	119	THR
28	BL	120	ASP
28	BL	121	TYR
28	BL	122	LEU
28	BL	123	LEU
28	BL	125	LYS
28	BL	129	ASN
28	BL	130	ARG
28	BL	131	ARG
28	BL	132	ARG
28	BL	137	MET
28	BL	141	ARG
28	BL	143	MET
28	BL	145	ARG
28	BL	146	GLN
28	BL	147	MET
28	BL	150	LYS

Continued on next page...

Continued from previous page...

Mol	Chain	Res	Type
3	IL	28	SER
3	IL	29	PHE
3	IL	62	ARG
3	IL	128	GLU
3	IL	155	TYR
4	LL	77	ARG
3	PL	81	CYS
29	QL	65	GLU
29	QL	135	LYS
29	QL	147	ILE
29	QL	148	GLU
29	QL	149	VAL
29	QL	153	LEU
29	QL	154	GLU
29	QL	155	GLN
4	SL	72	MET
30	VL	10	LYS
30	VL	16	ARG
30	VL	156	ILE
6	A1	30	VAL
7	B1	11	VAL
7	B1	24	LEU
7	B1	39	LEU
7	B1	55	MET
7	B1	68	ARG
7	B1	73	GLN
7	B1	84	VAL
7	B1	87	ASN
7	B1	96	VAL
7	B1	99	THR
7	B1	102	ILE
7	B1	104	SER
7	B1	106	LEU
7	B1	116	VAL
7	B1	119	ASP
7	B1	121	GLU
7	B1	128	THR
7	B1	145	LEU
7	B1	146	SER
7	B1	166	MET
7	B1	181	VAL
7	B1	184	SER

Continued on next page...

Continued from previous page...

Mol	Chain	Res	Type
7	B1	207	ILE
7	B1	214	LEU
7	B1	218	SER
7	B1	234	ILE
7	B1	236	THR
7	B1	237	VAL
7	B1	238	LEU
7	B1	239	SER
7	B1	241	SER
7	B1	242	ILE
7	B1	246	PHE
7	B1	251	VAL
7	B1	252	VAL
7	B1	267	LEU
7	B1	271	THR
7	B1	284	ILE
7	B1	290	SER
7	B1	291	SER
7	B1	299	SER
7	B1	357	ARG
7	B1	364	GLU
7	B1	365	THR
7	B1	372	ASP
7	B1	391	SER
7	B1	400	SER
7	B1	406	LEU
7	B1	412	THR
7	B1	416	SER
7	B1	436	THR
7	B1	439	SER
7	B1	446	SER
7	B1	460	LEU
7	B1	461	LEU
7	B1	471	SER
7	B1	474	ILE
7	B1	477	ASP
7	B1	491	GLU
7	B1	495	PHE
7	B1	496	GLN
7	B1	497	LYS
7	B1	498	VAL
7	B1	500	ASP

Continued on next page...

Continued from previous page...

Mol	Chain	Res	Type
7	B1	501	GLN
7	B1	503	THR
8	C1	10	LEU
8	C1	13	ARG
8	C1	14	ASP
8	C1	63	VAL
8	C1	127	LEU
8	C1	129	GLU
8	C1	131	SER
8	C1	133	PHE
8	C1	191	LEU
8	C1	192	ASN
8	C1	195	VAL
8	C1	214	VAL
8	C1	309	GLN
8	C1	310	LYS
8	C1	311	LEU
8	C1	315	ILE
8	C1	317	SER
8	C1	319	GLN
8	C1	333	THR
8	C1	394	VAL
8	C1	397	ILE
8	C1	402	GLN
8	C1	404	PHE
8	C1	406	TYR
9	D1	17	VAL
9	D1	50	THR
9	D1	60	THR
9	D1	65	SER
9	D1	66	SER
9	D1	68	LEU
9	D1	84	SER
9	D1	85	LEU
9	D1	88	SER
9	D1	96	GLU
9	D1	100	ASP
9	D1	101	PHE
9	D1	103	ARG
9	D1	106	GLN
9	D1	107	LEU
9	D1	110	LEU

Continued on next page...

Continued from previous page...

Mol	Chain	Res	Type
9	D1	111	TRP
9	D1	116	LEU
9	D1	123	ILE
9	D1	127	LEU
9	D1	139	ARG
9	D1	155	SER
9	D1	172	SER
9	D1	175	VAL
9	D1	178	ILE
9	D1	210	LEU
9	D1	211	CYS
9	D1	213	ILE
9	D1	218	VAL
9	D1	225	ASP
9	D1	227	GLU
9	D1	229	SER
9	D1	231	THR
9	D1	245	SER
9	D1	247	VAL
9	D1	289	LEU
9	D1	297	ASP
9	D1	307	GLU
9	D1	310	GLU
9	D1	337	GLN
9	D1	344	GLU
10	E1	65	ILE
10	E1	67	THR
10	E1	68	GLU
10	E1	69	ARG
10	E1	71	ASP
11	F1	10	ILE
11	F1	17	VAL
11	F1	20	LEU
11	F1	33	LEU
11	F1	42	ILE
12	H1	58	VAL
13	I1	1	MET
13	I1	2	VAL
13	I1	6	ILE
13	I1	7	ILE
13	I1	8	VAL
13	I1	9	ASN

Continued on next page...

Continued from previous page...

Mol	Chain	Res	Type
13	I1	10	ILE
13	I1	16	VAL
13	I1	18	LEU
13	I1	26	ASN
13	I1	28	PRO
13	I1	33	LYS
13	I1	35	ARG
14	J1	6	LYS
14	J1	7	LEU
14	J1	9	LEU
15	K1	9	LYS
15	K1	16	ILE
15	K1	26	VAL
15	K1	34	LEU
16	L1	1	MET
16	L1	2	ASP
16	L1	9	LYS
16	L1	10	GLN
16	L1	18	SER
16	L1	23	LEU
16	L1	28	VAL
17	M1	2	GLU
17	M1	3	VAL
17	M1	6	LEU
17	M1	11	SER
17	M1	13	LEU
17	M1	15	VAL
17	M1	16	LEU
17	M1	17	VAL
17	M1	20	VAL
17	M1	23	LEU
17	M1	31	SER
18	O1	32	LEU
18	O1	34	THR
18	O1	38	ILE
18	O1	55	ARG
18	O1	65	SER
18	O1	69	THR
18	O1	71	LEU
18	O1	72	CYS
18	O1	83	GLU
18	O1	101	ARG

Continued on next page...

Continued from previous page...

Mol	Chain	Res	Type
18	O1	106	LEU
18	O1	108	GLN
18	O1	109	VAL
18	O1	150	ILE
18	O1	153	LEU
18	O1	154	VAL
18	O1	161	LEU
18	O1	167	SER
18	O1	182	SER
18	O1	192	LEU
18	O1	202	LEU
18	O1	216	VAL
18	O1	218	LEU
18	O1	229	SER
18	O1	230	LEU
18	O1	235	VAL
18	O1	236	ASP
18	O1	238	GLU
18	O1	241	GLU
18	O1	259	LYS
19	Q1	37	GLN
19	Q1	38	LEU
19	Q1	46	SER
19	Q1	49	VAL
19	Q1	55	SER
19	Q1	56	THR
19	Q1	61	SER
19	Q1	64	GLN
19	Q1	69	ILE
19	Q1	72	ASP
19	Q1	82	VAL
19	Q1	83	LEU
19	Q1	85	GLU
19	Q1	87	ASN
19	Q1	90	VAL
19	Q1	102	ARG
19	Q1	103	LYS
19	Q1	104	LEU
19	Q1	105	SER
19	Q1	110	GLU
19	Q1	113	GLN
19	Q1	114	ASP

Continued on next page...

Continued from previous page...

Mol	Chain	Res	Type
19	Q1	115	MET
19	Q1	116	SER
19	Q1	121	LYS
19	Q1	136	LYS
19	Q1	137	ASP
19	Q1	138	LEU
20	R1	2	ASP
20	R1	3	LEU
20	R1	7	VAL
20	R1	9	LEU
20	R1	10	LEU
20	R1	12	LEU
20	R1	20	LEU
20	R1	23	ILE
23	U1	38	LEU
23	U1	40	LYS
23	U1	58	SER
23	U1	90	LEU
23	U1	109	GLU
23	U1	119	LEU
23	U1	121	GLU
24	V1	26	LEU
24	V1	31	GLU
24	V1	32	LEU
24	V1	40	GLN
24	V1	45	VAL
24	V1	49	LYS
24	V1	52	LYS
24	V1	53	LYS
24	V1	80	SER
24	V1	82	GLU
24	V1	105	THR
24	V1	115	GLU
24	V1	135	ASP
24	V1	154	GLN
24	V1	159	LYS
24	V1	160	TYR
25	X1	1	MET
25	X1	2	THR
25	X1	17	LEU
25	X1	21	VAL
25	X1	27	LEU

Continued on next page...

Continued from previous page...

Mol	Chain	Res	Type
25	X1	30	ILE
25	X1	40	SER
26	Y1	66	ILE
26	Y1	68	GLN
26	Y1	69	LEU
26	Y1	70	LEU
26	Y1	73	SER
26	Y1	74	LEU
26	Y1	76	VAL
26	Y1	77	ILE
26	Y1	82	VAL
26	Y1	93	LEU
27	Z1	4	LEU
27	Z1	6	GLN
27	Z1	7	VAL
27	Z1	18	LEU
27	Z1	23	VAL
27	Z1	31	GLN
27	Z1	35	GLN
27	Z1	37	LYS
27	Z1	40	ILE
27	Z1	42	ILE
27	Z1	50	LEU
27	Z1	51	VAL
27	Z1	52	ILE
27	Z1	56	VAL
27	Z1	61	VAL
6	a1	186	LEU
6	a1	192	VAL
6	a1	220	THR
6	a1	288	LEU
7	b1	11	VAL
7	b1	24	LEU
7	b1	39	LEU
7	b1	55	MET
7	b1	68	ARG
7	b1	72	THR
7	b1	73	GLN
7	b1	80	LEU
7	b1	84	VAL
7	b1	86	ASP
7	b1	90	ILE

Continued on next page...

Continued from previous page...

Mol	Chain	Res	Type
7	b1	94	GLU
7	b1	102	ILE
7	b1	104	SER
7	b1	106	LEU
7	b1	116	VAL
7	b1	119	ASP
7	b1	121	GLU
7	b1	128	THR
7	b1	145	LEU
7	b1	146	SER
7	b1	166	MET
7	b1	181	VAL
7	b1	184	SER
7	b1	207	ILE
7	b1	214	LEU
7	b1	218	SER
7	b1	236	THR
7	b1	239	SER
7	b1	251	VAL
7	b1	252	VAL
7	b1	267	LEU
7	b1	271	THR
7	b1	284	ILE
7	b1	290	SER
7	b1	296	ASP
7	b1	299	SER
7	b1	357	ARG
7	b1	364	GLU
7	b1	365	THR
7	b1	372	ASP
7	b1	391	SER
7	b1	400	SER
7	b1	406	LEU
7	b1	412	THR
7	b1	416	SER
7	b1	436	THR
7	b1	439	SER
7	b1	446	SER
7	b1	460	LEU
7	b1	461	LEU
7	b1	471	SER
7	b1	474	ILE

Continued on next page...

Continued from previous page...

Mol	Chain	Res	Type
7	b1	477	ASP
7	b1	491	GLU
7	b1	495	PHE
7	b1	497	LYS
7	b1	498	VAL
7	b1	504	ARG
8	c1	8	SER
8	c1	10	LEU
8	c1	13	ARG
8	c1	63	VAL
8	c1	73	LEU
8	c1	75	LEU
8	c1	79	LEU
8	c1	125	GLU
8	c1	128	GLU
8	c1	141	LYS
8	c1	196	ILE
8	c1	236	VAL
8	c1	252	ILE
8	c1	259	LEU
8	c1	262	SER
8	c1	263	LEU
8	c1	266	LEU
8	c1	342	THR
8	c1	376	VAL
8	c1	407	VAL
9	d1	17	VAL
9	d1	50	THR
9	d1	60	THR
9	d1	65	SER
9	d1	66	SER
9	d1	68	LEU
9	d1	84	SER
9	d1	85	LEU
9	d1	88	SER
9	d1	96	GLU
9	d1	100	ASP
9	d1	103	ARG
9	d1	107	LEU
9	d1	111	TRP
9	d1	116	LEU
9	d1	120	PHE

Continued on next page...

Continued from previous page...

Mol	Chain	Res	Type
9	d1	123	ILE
9	d1	127	LEU
9	d1	139	ARG
9	d1	155	SER
9	d1	172	SER
9	d1	175	VAL
9	d1	178	ILE
9	d1	210	LEU
9	d1	211	CYS
9	d1	213	ILE
9	d1	218	VAL
9	d1	225	ASP
9	d1	227	GLU
9	d1	230	ASN
9	d1	231	THR
9	d1	233	ARG
9	d1	245	SER
9	d1	247	VAL
9	d1	289	LEU
9	d1	297	ASP
9	d1	307	GLU
9	d1	310	GLU
9	d1	337	GLN
9	d1	344	GLU
10	e1	76	ILE
10	e1	77	GLN
10	e1	78	GLN
11	f1	10	ILE
11	f1	17	VAL
11	f1	20	LEU
11	f1	36	ILE
11	f1	39	MET
11	f1	40	GLN
11	f1	42	ILE
12	h1	35	MET
12	h1	54	ILE
12	h1	60	VAL
13	i1	6	ILE
13	i1	7	ILE
13	i1	11	VAL
13	i1	12	VAL
13	i1	13	LEU

Continued on next page...

Continued from previous page...

Mol	Chain	Res	Type
13	i1	15	PHE
13	i1	23	PHE
13	i1	24	LEU
13	i1	29	SER
13	i1	30	ARG
13	i1	33	LYS
13	i1	34	ARG
13	i1	35	ARG
15	k1	12	GLU
15	k1	15	SER
15	k1	16	ILE
15	k1	26	VAL
15	k1	37	VAL
15	k1	39	GLN
15	k1	42	VAL
15	k1	44	PHE
16	l1	1	MET
16	l1	2	ASP
16	l1	9	LYS
16	l1	10	GLN
16	l1	18	SER
16	l1	23	LEU
16	l1	28	VAL
17	m1	2	GLU
17	m1	3	VAL
17	m1	6	LEU
17	m1	11	SER
17	m1	13	LEU
17	m1	15	VAL
17	m1	16	LEU
17	m1	17	VAL
17	m1	20	VAL
17	m1	23	LEU
17	m1	27	ILE
17	m1	28	GLN
17	m1	29	THR
17	m1	30	GLN
17	m1	33	GLU
17	m1	35	LYS
17	m1	36	GLU
18	o1	32	LEU
18	o1	34	THR

Continued on next page...

Continued from previous page...

Mol	Chain	Res	Type
18	o1	38	ILE
18	o1	65	SER
18	o1	69	THR
18	o1	71	LEU
18	o1	72	CYS
18	o1	83	GLU
18	o1	101	ARG
18	o1	106	LEU
18	o1	108	GLN
18	o1	109	VAL
18	o1	150	ILE
18	o1	153	LEU
18	o1	154	VAL
18	o1	161	LEU
18	o1	167	SER
18	o1	182	SER
18	o1	192	LEU
18	o1	202	LEU
18	o1	216	VAL
18	o1	218	LEU
18	o1	229	SER
18	o1	230	LEU
18	o1	235	VAL
18	o1	236	ASP
18	o1	238	GLU
18	o1	259	LYS
19	q1	37	GLN
19	q1	38	LEU
19	q1	46	SER
19	q1	49	VAL
19	q1	55	SER
19	q1	56	THR
19	q1	61	SER
19	q1	64	GLN
19	q1	69	ILE
19	q1	72	ASP
19	q1	82	VAL
19	q1	83	LEU
19	q1	85	GLU
19	q1	87	ASN
19	q1	90	VAL
19	q1	102	ARG

Continued on next page...

Continued from previous page...

Mol	Chain	Res	Type
19	q1	103	LYS
19	q1	104	LEU
19	q1	105	SER
19	q1	110	GLU
19	q1	113	GLN
19	q1	114	ASP
19	q1	115	MET
19	q1	116	SER
19	q1	121	LYS
19	q1	136	LYS
19	q1	137	ASP
19	q1	138	LEU
20	r1	2	ASP
20	r1	3	LEU
20	r1	7	VAL
20	r1	9	LEU
20	r1	10	LEU
20	r1	12	LEU
20	r1	20	LEU
20	r1	23	ILE
23	u1	38	LEU
23	u1	40	LYS
23	u1	58	SER
23	u1	90	LEU
23	u1	109	GLU
23	u1	119	LEU
23	u1	121	GLU
24	v1	26	LEU
24	v1	31	GLU
24	v1	32	LEU
24	v1	40	GLN
24	v1	45	VAL
24	v1	49	LYS
24	v1	52	LYS
24	v1	53	LYS
24	v1	80	SER
24	v1	82	GLU
24	v1	105	THR
24	v1	115	GLU
24	v1	135	ASP
25	x1	1	MET
25	x1	2	THR

Continued on next page...

Continued from previous page...

Mol	Chain	Res	Type
25	x1	17	LEU
25	x1	21	VAL
25	x1	27	LEU
25	x1	30	ILE
25	x1	40	SER
26	y1	65	LEU
26	y1	66	ILE
26	y1	70	LEU
26	y1	71	MET
26	y1	72	LEU
26	y1	74	LEU
26	y1	76	VAL
26	y1	77	ILE
26	y1	82	VAL
26	y1	93	LEU
27	z1	4	LEU
27	z1	6	GLN
27	z1	7	VAL
27	z1	18	LEU
27	z1	23	VAL
27	z1	31	GLN
27	z1	32	ASN
27	z1	35	GLN
27	z1	40	ILE
27	z1	42	ILE
27	z1	50	LEU
27	z1	51	VAL
27	z1	52	ILE
27	z1	56	VAL
27	z1	61	VAL
31	b2	84	CYS
31	h2	84	CYS
32	m2	82	CYS
1	B2	195	PRO
1	B2	198	ILE
1	B2	200	GLN
1	B2	201	THR
1	B2	205	ARG
1	B2	207	VAL
1	B2	209	GLN
1	B2	210	GLU
1	B2	211	LYS

Continued on next page...

Continued from previous page...

Mol	Chain	Res	Type
1	B2	212	GLN
1	B2	214	LYS
1	B2	224	MET
1	B2	227	GLN
1	B2	228	VAL
1	B2	233	ASN
1	B2	234	THR
1	B2	235	VAL
1	B2	238	VAL
1	B2	240	LEU
31	b3	84	CYS
31	h3	84	CYS
32	m3	82	CYS
1	B3	197	VAL
1	B3	201	THR
1	B3	203	VAL
1	B3	205	ARG
1	B3	207	VAL
1	B3	208	PRO
1	B3	209	GLN
1	B3	210	GLU
1	B3	211	LYS
1	B3	212	GLN
1	B3	214	LYS
1	B3	220	ASN
1	B3	224	MET
1	B3	226	LYS
1	B3	227	GLN
1	B3	228	VAL
1	B3	230	ARG
1	B3	233	ASN
1	B3	234	THR
1	B3	235	VAL
1	B3	236	THR
1	B3	238	VAL
1	B3	240	LEU
4	a4	52	VAL
4	a4	53	LYS
4	a4	54	GLU
4	a4	56	VAL
4	a4	58	LYS
4	a4	60	LEU

Continued on next page...

Continued from previous page...

Mol	Chain	Res	Type
4	a4	61	LEU
4	a4	65	ILE
4	a4	67	ARG
4	a4	71	ASN
4	a4	72	MET
4	a4	108	VAL
3	u4	76	GLU
3	o4	83	ARG
3	q4	83	ARG
2	B4	82	LEU
2	B4	84	PHE
2	B4	114	ILE
2	B4	116	TYR
2	B4	117	VAL
2	B4	120	ARG
2	B4	129	LYS
2	B4	130	SER
2	B4	131	LEU
2	B4	133	GLN
2	B4	135	SER
2	B4	137	THR
2	B4	294	LYS
2	B4	419	CYS
2	B4	541	LYS
2	B4	551	PHE
2	B4	728	LYS
2	B4	734	ARG
2	B4	735	ARG
2	B4	774	LYS
2	C4	11	VAL
2	C4	13	ARG
2	C4	85	LEU
2	C4	86	GLU
2	C4	294	LYS
2	C4	541	LYS
2	C4	773	THR
2	C4	774	LYS
2	C4	775	LYS
1	B5	194	PHE
1	B5	196	GLN
1	B5	200	GLN
1	B5	201	THR

Continued on next page...

Continued from previous page...

Mol	Chain	Res	Type
1	B5	203	VAL
1	B5	205	ARG
1	B5	206	PHE
1	B5	207	VAL
1	B5	209	GLN
1	B5	210	GLU
1	B5	211	LYS
1	B5	220	ASN
1	B5	222	LEU
1	B5	224	MET
1	B5	226	LYS
1	B5	227	GLN
1	B5	228	VAL
1	B5	229	SER
1	B5	230	ARG
1	B5	233	ASN
1	B5	234	THR
1	B5	235	VAL
1	B5	236	THR
1	B5	237	ARG
1	B5	238	VAL
1	B5	240	LEU
31	b5	84	CYS
31	h5	84	CYS
32	m5	82	CYS
31	b6	84	CYS
31	h6	84	CYS
32	m6	82	CYS
1	B6	196	GLN
1	B6	205	ARG
1	B6	207	VAL
1	B6	209	GLN
1	B6	210	GLU
1	B6	211	LYS
1	B6	212	GLN
1	B6	214	LYS
1	B6	224	MET
1	B6	227	GLN
1	B6	228	VAL
1	B6	233	ASN
1	B6	234	THR
1	B6	235	VAL

Continued on next page...

Continued from previous page...

Mol	Chain	Res	Type
1	B6	238	VAL
1	B6	240	LEU
31	b7	84	CYS
31	h7	84	CYS
32	m7	82	CYS
1	B7	192	LEU
1	B7	196	GLN
1	B7	197	VAL
1	B7	200	GLN
1	B7	203	VAL
1	B7	205	ARG
1	B7	207	VAL
1	B7	208	PRO
1	B7	209	GLN
1	B7	210	GLU
1	B7	211	LYS
1	B7	212	GLN
1	B7	214	LYS
1	B7	220	ASN
1	B7	224	MET
1	B7	226	LYS
1	B7	227	GLN
1	B7	228	VAL
1	B7	230	ARG
1	B7	233	ASN
1	B7	234	THR
1	B7	235	VAL
1	B7	236	THR
1	B7	238	VAL
1	B7	240	LEU
1	B8	196	GLN
1	B8	200	GLN
1	B8	201	THR
1	B8	203	VAL
1	B8	205	ARG
1	B8	206	PHE
1	B8	207	VAL
1	B8	209	GLN
1	B8	210	GLU
1	B8	211	LYS
1	B8	220	ASN
1	B8	222	LEU

Continued on next page...

Continued from previous page...

Mol	Chain	Res	Type
1	B8	224	MET
1	B8	226	LYS
1	B8	227	GLN
1	B8	228	VAL
1	B8	229	SER
1	B8	230	ARG
1	B8	233	ASN
1	B8	234	THR
1	B8	235	VAL
1	B8	236	THR
1	B8	237	ARG
1	B8	238	VAL
1	B8	240	LEU
31	b8	84	CYS
31	h8	84	CYS
32	m8	82	CYS
31	b9	84	CYS
31	h9	84	CYS
32	m9	82	CYS
1	B9	198	ILE
1	B9	199	TRP
1	B9	200	GLN
1	B9	201	THR
1	B9	205	ARG
1	B9	207	VAL
1	B9	209	GLN
1	B9	210	GLU
1	B9	211	LYS
1	B9	212	GLN
1	B9	214	LYS
1	B9	224	MET
1	B9	227	GLN
1	B9	228	VAL
1	B9	233	ASN
1	B9	234	THR
1	B9	235	VAL
1	B9	238	VAL
1	B9	240	LEU
31	bA	84	CYS
31	hA	84	CYS
32	mA	82	CYS
4	aB	58	LYS

Continued on next page...

Continued from previous page...

Mol	Chain	Res	Type
4	aB	60	LEU
4	aB	62	TYR
4	aB	63	SER
4	aB	65	ILE
4	aB	67	ARG
4	aB	71	ASN
4	aB	72	MET
4	aB	108	VAL
4	tB	67	ARG
3	uB	76	GLU
3	wB	76	GLU
3	wB	83	ARG
3	qB	83	ARG
31	bC	84	CYS
31	hC	84	CYS
32	mC	82	CYS
6	aD	186	LEU
6	aD	192	VAL
6	aD	220	THR
6	aD	257	ARG
6	aD	288	LEU
7	bD	11	VAL
7	bD	24	LEU
7	bD	39	LEU
7	bD	55	MET
7	bD	68	ARG
7	bD	72	THR
7	bD	73	GLN
7	bD	80	LEU
7	bD	84	VAL
7	bD	86	ASP
7	bD	90	ILE
7	bD	94	GLU
7	bD	102	ILE
7	bD	104	SER
7	bD	106	LEU
7	bD	116	VAL
7	bD	119	ASP
7	bD	121	GLU
7	bD	128	THR
7	bD	145	LEU
7	bD	146	SER

Continued on next page...

Continued from previous page...

Mol	Chain	Res	Type
7	bD	166	MET
7	bD	181	VAL
7	bD	184	SER
7	bD	207	ILE
7	bD	214	LEU
7	bD	218	SER
7	bD	236	THR
7	bD	239	SER
7	bD	251	VAL
7	bD	252	VAL
7	bD	267	LEU
7	bD	271	THR
7	bD	284	ILE
7	bD	290	SER
7	bD	292	ILE
7	bD	296	ASP
7	bD	299	SER
7	bD	357	ARG
7	bD	364	GLU
7	bD	365	THR
7	bD	372	ASP
7	bD	391	SER
7	bD	400	SER
7	bD	406	LEU
7	bD	412	THR
7	bD	416	SER
7	bD	436	THR
7	bD	439	SER
7	bD	446	SER
7	bD	460	LEU
7	bD	461	LEU
7	bD	471	SER
7	bD	474	ILE
7	bD	477	ASP
7	bD	491	GLU
7	bD	492	TRP
7	bD	495	PHE
7	bD	497	LYS
7	bD	498	VAL
7	bD	504	ARG
8	cD	8	SER
8	cD	10	LEU

Continued on next page...

Continued from previous page...

Mol	Chain	Res	Type
8	cD	13	ARG
8	cD	63	VAL
8	cD	73	LEU
8	cD	75	LEU
8	cD	79	LEU
8	cD	128	GLU
8	cD	191	LEU
8	cD	192	ASN
8	cD	196	ILE
8	cD	236	VAL
8	cD	252	ILE
8	cD	256	GLU
8	cD	259	LEU
8	cD	260	SER
8	cD	263	LEU
8	cD	342	THR
8	cD	376	VAL
8	cD	407	VAL
9	dD	17	VAL
9	dD	50	THR
9	dD	60	THR
9	dD	65	SER
9	dD	66	SER
9	dD	68	LEU
9	dD	84	SER
9	dD	85	LEU
9	dD	88	SER
9	dD	96	GLU
9	dD	100	ASP
9	dD	103	ARG
9	dD	107	LEU
9	dD	111	TRP
9	dD	116	LEU
9	dD	120	PHE
9	dD	123	ILE
9	dD	127	LEU
9	dD	139	ARG
9	dD	155	SER
9	dD	172	SER
9	dD	175	VAL
9	dD	178	ILE
9	dD	210	LEU

Continued on next page...

Continued from previous page...

Mol	Chain	Res	Type
9	dD	211	CYS
9	dD	213	ILE
9	dD	218	VAL
9	dD	225	ASP
9	dD	227	GLU
9	dD	230	ASN
9	dD	231	THR
9	dD	233	ARG
9	dD	245	SER
9	dD	247	VAL
9	dD	289	LEU
9	dD	297	ASP
9	dD	307	GLU
9	dD	310	GLU
9	dD	337	GLN
9	dD	344	GLU
10	eD	76	ILE
10	eD	77	GLN
10	eD	78	GLN
11	fD	8	GLN
11	fD	10	ILE
11	fD	17	VAL
11	fD	20	LEU
11	fD	36	ILE
11	fD	39	MET
11	fD	40	GLN
11	fD	42	ILE
12	hD	35	MET
12	hD	54	ILE
12	hD	60	VAL
13	iD	6	ILE
13	iD	7	ILE
13	iD	11	VAL
13	iD	12	VAL
13	iD	13	LEU
13	iD	15	PHE
13	iD	23	PHE
13	iD	24	LEU
13	iD	29	SER
13	iD	30	ARG
13	iD	33	LYS
13	iD	34	ARG

Continued on next page...

Continued from previous page...

Mol	Chain	Res	Type
13	iD	35	ARG
15	kD	10	LEU
15	kD	12	GLU
15	kD	15	SER
15	kD	16	ILE
15	kD	26	VAL
15	kD	37	VAL
15	kD	39	GLN
15	kD	42	VAL
15	kD	44	PHE
16	lD	1	MET
16	lD	2	ASP
16	lD	9	LYS
16	lD	10	GLN
16	lD	18	SER
16	lD	23	LEU
16	lD	28	VAL
17	mD	2	GLU
17	mD	3	VAL
17	mD	6	LEU
17	mD	11	SER
17	mD	13	LEU
17	mD	15	VAL
17	mD	16	LEU
17	mD	17	VAL
17	mD	20	VAL
17	mD	23	LEU
17	mD	27	ILE
17	mD	28	GLN
17	mD	29	THR
17	mD	30	GLN
17	mD	33	GLU
17	mD	35	LYS
17	mD	36	GLU
18	oD	32	LEU
18	oD	34	THR
18	oD	38	ILE
18	oD	55	ARG
18	oD	65	SER
18	oD	69	THR
18	oD	71	LEU
18	oD	72	CYS

Continued on next page...

Continued from previous page...

Mol	Chain	Res	Type
18	oD	83	GLU
18	oD	101	ARG
18	oD	106	LEU
18	oD	108	GLN
18	oD	109	VAL
18	oD	150	ILE
18	oD	153	LEU
18	oD	154	VAL
18	oD	161	LEU
18	oD	167	SER
18	oD	182	SER
18	oD	192	LEU
18	oD	202	LEU
18	oD	216	VAL
18	oD	218	LEU
18	oD	229	SER
18	oD	230	LEU
18	oD	235	VAL
18	oD	236	ASP
18	oD	238	GLU
18	oD	259	LYS
19	qD	37	GLN
19	qD	38	LEU
19	qD	46	SER
19	qD	49	VAL
19	qD	55	SER
19	qD	56	THR
19	qD	61	SER
19	qD	64	GLN
19	qD	69	ILE
19	qD	72	ASP
19	qD	82	VAL
19	qD	83	LEU
19	qD	85	GLU
19	qD	87	ASN
19	qD	90	VAL
19	qD	102	ARG
19	qD	103	LYS
19	qD	104	LEU
19	qD	105	SER
19	qD	110	GLU
19	qD	113	GLN

Continued on next page...

Continued from previous page...

Mol	Chain	Res	Type
19	qD	114	ASP
19	qD	115	MET
19	qD	116	SER
19	qD	121	LYS
19	qD	136	LYS
19	qD	137	ASP
19	qD	138	LEU
20	rD	2	ASP
20	rD	3	LEU
20	rD	7	VAL
20	rD	9	LEU
20	rD	10	LEU
20	rD	12	LEU
20	rD	20	LEU
20	rD	23	ILE
23	uD	38	LEU
23	uD	40	LYS
23	uD	58	SER
23	uD	90	LEU
23	uD	109	GLU
23	uD	119	LEU
23	uD	121	GLU
24	vD	26	LEU
24	vD	31	GLU
24	vD	32	LEU
24	vD	40	GLN
24	vD	45	VAL
24	vD	49	LYS
24	vD	52	LYS
24	vD	53	LYS
24	vD	80	SER
24	vD	82	GLU
24	vD	105	THR
24	vD	115	GLU
24	vD	135	ASP
25	xD	1	MET
25	xD	2	THR
25	xD	17	LEU
25	xD	21	VAL
25	xD	27	LEU
25	xD	30	ILE
25	xD	40	SER

Continued on next page...

Continued from previous page...

Mol	Chain	Res	Type
26	yD	65	LEU
26	yD	66	ILE
26	yD	70	LEU
26	yD	71	MET
26	yD	72	LEU
26	yD	74	LEU
26	yD	76	VAL
26	yD	77	ILE
26	yD	82	VAL
26	yD	93	LEU
27	zD	4	LEU
27	zD	6	GLN
27	zD	7	VAL
27	zD	18	LEU
27	zD	23	VAL
27	zD	31	GLN
27	zD	32	ASN
27	zD	35	GLN
27	zD	40	ILE
27	zD	42	ILE
27	zD	50	LEU
27	zD	51	VAL
27	zD	52	ILE
27	zD	56	VAL
27	zD	61	VAL
6	aE	186	LEU
6	aE	192	VAL
6	aE	220	THR
6	aE	288	LEU
7	bE	11	VAL
7	bE	24	LEU
7	bE	39	LEU
7	bE	55	MET
7	bE	68	ARG
7	bE	72	THR
7	bE	73	GLN
7	bE	80	LEU
7	bE	84	VAL
7	bE	86	ASP
7	bE	90	ILE
7	bE	94	GLU
7	bE	102	ILE

Continued on next page...

Continued from previous page...

Mol	Chain	Res	Type
7	bE	104	SER
7	bE	106	LEU
7	bE	116	VAL
7	bE	119	ASP
7	bE	121	GLU
7	bE	128	THR
7	bE	145	LEU
7	bE	146	SER
7	bE	166	MET
7	bE	181	VAL
7	bE	184	SER
7	bE	207	ILE
7	bE	214	LEU
7	bE	218	SER
7	bE	236	THR
7	bE	239	SER
7	bE	251	VAL
7	bE	252	VAL
7	bE	267	LEU
7	bE	271	THR
7	bE	284	ILE
7	bE	290	SER
7	bE	292	ILE
7	bE	296	ASP
7	bE	299	SER
7	bE	357	ARG
7	bE	364	GLU
7	bE	365	THR
7	bE	372	ASP
7	bE	391	SER
7	bE	400	SER
7	bE	406	LEU
7	bE	412	THR
7	bE	416	SER
7	bE	436	THR
7	bE	439	SER
7	bE	446	SER
7	bE	460	LEU
7	bE	461	LEU
7	bE	471	SER
7	bE	474	ILE
7	bE	477	ASP

Continued on next page...

Continued from previous page...

Mol	Chain	Res	Type
7	bE	491	GLU
7	bE	492	TRP
7	bE	495	PHE
7	bE	497	LYS
7	bE	498	VAL
7	bE	504	ARG
8	cE	8	SER
8	cE	10	LEU
8	cE	13	ARG
8	cE	63	VAL
8	cE	73	LEU
8	cE	75	LEU
8	cE	79	LEU
8	cE	128	GLU
8	cE	196	ILE
8	cE	236	VAL
8	cE	256	GLU
8	cE	262	SER
8	cE	263	LEU
8	cE	266	LEU
8	cE	342	THR
8	cE	376	VAL
8	cE	407	VAL
9	dE	17	VAL
9	dE	50	THR
9	dE	60	THR
9	dE	65	SER
9	dE	66	SER
9	dE	68	LEU
9	dE	84	SER
9	dE	85	LEU
9	dE	88	SER
9	dE	96	GLU
9	dE	100	ASP
9	dE	103	ARG
9	dE	107	LEU
9	dE	111	TRP
9	dE	116	LEU
9	dE	120	PHE
9	dE	123	ILE
9	dE	127	LEU
9	dE	139	ARG

Continued on next page...

Continued from previous page...

Mol	Chain	Res	Type
9	dE	155	SER
9	dE	172	SER
9	dE	175	VAL
9	dE	178	ILE
9	dE	210	LEU
9	dE	211	CYS
9	dE	213	ILE
9	dE	218	VAL
9	dE	225	ASP
9	dE	227	GLU
9	dE	230	ASN
9	dE	231	THR
9	dE	233	ARG
9	dE	245	SER
9	dE	247	VAL
9	dE	289	LEU
9	dE	297	ASP
9	dE	307	GLU
9	dE	310	GLU
9	dE	337	GLN
9	dE	344	GLU
10	eE	76	ILE
10	eE	77	GLN
10	eE	78	GLN
11	fE	10	ILE
11	fE	17	VAL
11	fE	20	LEU
11	fE	36	ILE
11	fE	39	MET
11	fE	40	GLN
11	fE	42	ILE
12	hE	35	MET
12	hE	54	ILE
12	hE	60	VAL
13	iE	6	ILE
13	iE	7	ILE
13	iE	11	VAL
13	iE	12	VAL
13	iE	13	LEU
13	iE	15	PHE
13	iE	23	PHE
13	iE	24	LEU

Continued on next page...

Continued from previous page...

Mol	Chain	Res	Type
13	iE	29	SER
13	iE	30	ARG
13	iE	33	LYS
13	iE	34	ARG
13	iE	35	ARG
15	kE	10	LEU
15	kE	12	GLU
15	kE	15	SER
15	kE	16	ILE
15	kE	26	VAL
15	kE	37	VAL
15	kE	39	GLN
15	kE	42	VAL
15	kE	44	PHE
16	lE	1	MET
16	lE	2	ASP
16	lE	9	LYS
16	lE	10	GLN
16	lE	18	SER
16	lE	23	LEU
16	lE	28	VAL
17	mE	2	GLU
17	mE	3	VAL
17	mE	6	LEU
17	mE	11	SER
17	mE	13	LEU
17	mE	15	VAL
17	mE	16	LEU
17	mE	17	VAL
17	mE	20	VAL
17	mE	23	LEU
17	mE	27	ILE
17	mE	28	GLN
17	mE	29	THR
17	mE	30	GLN
17	mE	33	GLU
17	mE	35	LYS
17	mE	36	GLU
18	oE	32	LEU
18	oE	34	THR
18	oE	38	ILE
18	oE	65	SER

Continued on next page...

Continued from previous page...

Mol	Chain	Res	Type
18	oE	69	THR
18	oE	71	LEU
18	oE	72	CYS
18	oE	83	GLU
18	oE	101	ARG
18	oE	106	LEU
18	oE	108	GLN
18	oE	109	VAL
18	oE	150	ILE
18	oE	153	LEU
18	oE	154	VAL
18	oE	161	LEU
18	oE	167	SER
18	oE	182	SER
18	oE	192	LEU
18	oE	202	LEU
18	oE	216	VAL
18	oE	218	LEU
18	oE	229	SER
18	oE	230	LEU
18	oE	235	VAL
18	oE	236	ASP
18	oE	238	GLU
18	oE	259	LYS
19	qE	37	GLN
19	qE	38	LEU
19	qE	46	SER
19	qE	49	VAL
19	qE	55	SER
19	qE	56	THR
19	qE	61	SER
19	qE	64	GLN
19	qE	69	ILE
19	qE	72	ASP
19	qE	82	VAL
19	qE	83	LEU
19	qE	85	GLU
19	qE	87	ASN
19	qE	90	VAL
19	qE	102	ARG
19	qE	103	LYS
19	qE	104	LEU

Continued on next page...

Continued from previous page...

Mol	Chain	Res	Type
19	qE	105	SER
19	qE	110	GLU
19	qE	113	GLN
19	qE	114	ASP
19	qE	115	MET
19	qE	116	SER
19	qE	121	LYS
19	qE	136	LYS
19	qE	137	ASP
19	qE	138	LEU
20	rE	2	ASP
20	rE	3	LEU
20	rE	7	VAL
20	rE	9	LEU
20	rE	10	LEU
20	rE	12	LEU
20	rE	20	LEU
20	rE	23	ILE
23	uE	38	LEU
23	uE	40	LYS
23	uE	58	SER
23	uE	90	LEU
23	uE	109	GLU
23	uE	119	LEU
23	uE	121	GLU
24	vE	26	LEU
24	vE	31	GLU
24	vE	32	LEU
24	vE	40	GLN
24	vE	45	VAL
24	vE	49	LYS
24	vE	52	LYS
24	vE	53	LYS
24	vE	80	SER
24	vE	82	GLU
24	vE	105	THR
24	vE	115	GLU
24	vE	135	ASP
25	xE	1	MET
25	xE	2	THR
25	xE	17	LEU
25	xE	21	VAL

Continued on next page...

Continued from previous page...

Mol	Chain	Res	Type
25	xE	27	LEU
25	xE	30	ILE
25	xE	40	SER
26	yE	65	LEU
26	yE	66	ILE
26	yE	70	LEU
26	yE	71	MET
26	yE	72	LEU
26	yE	74	LEU
26	yE	76	VAL
26	yE	77	ILE
26	yE	82	VAL
26	yE	93	LEU
27	zE	4	LEU
27	zE	6	GLN
27	zE	7	VAL
27	zE	18	LEU
27	zE	23	VAL
27	zE	31	GLN
27	zE	32	ASN
27	zE	35	GLN
27	zE	40	ILE
27	zE	42	ILE
27	zE	50	LEU
27	zE	51	VAL
27	zE	52	ILE
27	zE	56	VAL
27	zE	61	VAL
29	gF	133	ILE
29	gF	134	LEU
29	gF	135	LYS
29	gF	136	ASP
29	gF	148	GLU
29	gF	149	VAL
29	gF	153	LEU
29	gF	154	GLU
4	hF	67	ARG
4	hF	81	CYS
30	mF	10	LYS
3	6G	80	THR
3	6G	81	CYS
3	6G	82	LEU

Continued on next page...

Continued from previous page...

Mol	Chain	Res	Type
31	bH	84	CYS
31	hH	84	CYS
32	mH	82	CYS
31	bI	84	CYS
31	hI	84	CYS
32	mI	82	CYS
31	bJ	84	CYS
31	hJ	84	CYS
32	mJ	82	CYS
29	gK	133	ILE
29	gK	134	LEU
29	gK	135	LYS
29	gK	136	ASP
29	gK	148	GLU
29	gK	149	VAL
29	gK	153	LEU
29	gK	154	GLU
4	hK	81	CYS
30	mK	10	LYS
4	1L	63	SER
4	1L	65	ILE
4	1L	66	THR
4	1L	67	ARG
3	6L	80	THR
3	6L	81	CYS
3	6L	82	LEU

Sometimes sidechains can be flipped to improve hydrogen bonding and reduce clashes. All (639) such sidechains are listed below:

Mol	Chain	Res	Type
1	BA	64	ASN
1	BA	72	GLN
1	BA	200	GLN
1	BA	209	GLN
1	BA	212	GLN
1	BA	227	GLN
2	BB	73	ASN
2	BB	133	GLN
2	BB	151	ASN
2	BB	159	ASN
2	BB	184	ASN
2	BB	189	ASN

Continued on next page...

Continued from previous page...

Mol	Chain	Res	Type
2	BB	228	GLN
2	BB	299	GLN
2	BB	322	ASN
2	BB	578	GLN
2	BB	587	ASN
2	BB	638	ASN
2	BB	729	GLN
2	BB	737	GLN
2	BB	786	ASN
2	BB	840	ASN
2	BB	841	GLN
2	BB	897	ASN
2	CB	151	ASN
2	CB	159	ASN
2	CB	189	ASN
2	CB	228	GLN
2	CB	299	GLN
2	CB	450	GLN
2	CB	544	ASN
2	CB	578	GLN
2	CB	587	ASN
2	CB	729	GLN
2	CB	897	ASN
2	CB	911	ASN
4	PB	2	GLN
3	QB	10	ASN
3	QB	57	GLN
3	SB	57	GLN
3	SB	71	ASN
5	UB	41	GLN
4	WB	128	GLN
4	YB	2	GLN
1	BC	64	ASN
1	BC	72	GLN
1	BC	200	GLN
1	BC	209	GLN
1	BC	212	GLN
1	BC	233	ASN
6	AD	165	GLN
6	AD	181	ASN
6	AD	187	GLN
6	AD	234	ASN

Continued on next page...

Continued from previous page...

Mol	Chain	Res	Type
6	AD	266	ASN
6	AD	303	ASN
6	AD	322	ASN
6	AD	325	ASN
7	BD	191	ASN
7	BD	202	HIS
7	BD	285	GLN
7	BD	317	ASN
7	BD	496	GLN
8	CD	15	GLN
8	CD	71	GLN
8	CD	298	GLN
8	CD	375	GLN
9	DD	98	GLN
9	DD	129	GLN
9	DD	190	ASN
10	ED	61	GLN
10	ED	77	GLN
12	HD	50	ASN
13	ID	26	ASN
13	ID	31	ASN
16	LD	8	ASN
17	MD	28	GLN
17	MD	30	GLN
18	OD	158	GLN
18	OD	198	ASN
18	OD	213	ASN
18	OD	254	ASN
19	QD	42	GLN
19	QD	70	ASN
19	QD	92	ASN
19	QD	132	GLN
23	UD	57	ASN
24	VD	38	ASN
24	VD	59	ASN
24	VD	93	ASN
25	XD	7	ASN
26	YD	68	GLN
27	ZD	58	ASN
6	AE	165	GLN
6	AE	181	ASN
6	AE	187	GLN

Continued on next page...

Continued from previous page...

Mol	Chain	Res	Type
6	AE	234	ASN
6	AE	266	ASN
6	AE	303	ASN
6	AE	322	ASN
6	AE	325	ASN
7	BE	14	ASN
7	BE	191	ASN
7	BE	202	HIS
7	BE	285	GLN
7	BE	317	ASN
7	BE	496	GLN
8	CE	15	GLN
8	CE	71	GLN
8	CE	298	GLN
8	CE	375	GLN
9	DE	98	GLN
9	DE	129	GLN
9	DE	190	ASN
9	DE	239	GLN
10	EE	61	GLN
10	EE	77	GLN
12	HE	50	ASN
13	IE	26	ASN
13	IE	31	ASN
16	LE	8	ASN
17	ME	28	GLN
17	ME	30	GLN
18	OE	198	ASN
18	OE	213	ASN
18	OE	215	ASN
18	OE	254	ASN
19	QE	42	GLN
19	QE	70	ASN
19	QE	92	ASN
19	QE	132	GLN
23	UE	57	ASN
24	VE	38	ASN
24	VE	59	ASN
24	VE	93	ASN
25	XE	7	ASN
26	YE	68	GLN
27	ZE	58	ASN

Continued on next page...

Continued from previous page...

Mol	Chain	Res	Type
28	EF	105	ASN
4	IF	47	ASN
3	JF	56	ASN
3	JF	57	GLN
4	MF	71	ASN
4	MF	131	GLN
5	NF	35	ASN
5	NF	40	GLN
5	NF	41	GLN
4	YF	47	ASN
4	HG	50	ASN
3	IG	71	ASN
4	JG	50	ASN
4	LG	131	GLN
4	MG	2	GLN
4	MG	47	ASN
4	OG	47	ASN
4	OG	50	ASN
4	OG	71	ASN
4	OG	131	GLN
4	SG	10	ASN
4	SG	15	GLN
3	TG	56	ASN
4	UG	10	ASN
1	BH	64	ASN
1	BH	72	GLN
1	BH	196	GLN
1	BH	200	GLN
1	BH	233	ASN
1	BI	64	ASN
1	BI	72	GLN
1	BI	188	HIS
1	BI	200	GLN
1	BI	209	GLN
1	BI	220	ASN
1	BI	227	GLN
1	BJ	64	ASN
1	BJ	72	GLN
1	BJ	196	GLN
1	BJ	220	ASN
1	BJ	233	ASN
28	EK	105	ASN

Continued on next page...

Continued from previous page...

Mol	Chain	Res	Type
4	IK	47	ASN
3	JK	56	ASN
3	JK	57	GLN
4	KK	2	GLN
4	MK	71	ASN
4	MK	131	GLN
5	NK	35	ASN
5	NK	40	GLN
5	NK	41	GLN
4	YK	47	ASN
4	HL	50	ASN
3	IL	71	ASN
4	JL	25	GLN
4	JL	50	ASN
4	LL	131	GLN
4	ML	47	ASN
4	OL	47	ASN
4	OL	50	ASN
4	OL	71	ASN
4	OL	131	GLN
3	PL	57	GLN
4	SL	10	ASN
4	SL	15	GLN
3	TL	60	GLN
4	UL	10	ASN
6	A1	165	GLN
6	A1	181	ASN
6	A1	266	ASN
6	A1	303	ASN
6	A1	322	ASN
7	B1	14	ASN
7	B1	191	ASN
7	B1	202	HIS
7	B1	285	GLN
7	B1	317	ASN
7	B1	496	GLN
8	C1	15	GLN
8	C1	71	GLN
8	C1	143	GLN
8	C1	298	GLN
8	C1	375	GLN
9	D1	98	GLN

Continued on next page...

Continued from previous page...

Mol	Chain	Res	Type
9	D1	129	GLN
9	D1	220	ASN
10	E1	61	GLN
10	E1	77	GLN
12	H1	50	ASN
13	I1	26	ASN
16	L1	8	ASN
17	M1	28	GLN
17	M1	30	GLN
18	O1	158	GLN
18	O1	198	ASN
18	O1	213	ASN
18	O1	254	ASN
19	Q1	42	GLN
19	Q1	70	ASN
19	Q1	92	ASN
19	Q1	132	GLN
23	U1	57	ASN
24	V1	38	ASN
24	V1	59	ASN
24	V1	93	ASN
25	X1	7	ASN
26	Y1	68	GLN
27	Z1	58	ASN
6	a1	108	ASN
6	a1	181	ASN
6	a1	187	GLN
6	a1	303	ASN
6	a1	310	GLN
6	a1	322	ASN
6	a1	335	ASN
7	b1	87	ASN
7	b1	191	ASN
7	b1	202	HIS
7	b1	285	GLN
7	b1	317	ASN
8	c1	71	GLN
8	c1	105	HIS
8	c1	142	ASN
8	c1	146	ASN
8	c1	319	GLN
8	c1	365	ASN

Continued on next page...

Continued from previous page...

Mol	Chain	Res	Type
8	c1	372	GLN
9	d1	117	HIS
9	d1	129	GLN
9	d1	186	GLN
9	d1	239	GLN
10	e1	61	GLN
13	i1	26	ASN
16	l1	8	ASN
16	l1	10	GLN
17	m1	4	ASN
17	m1	28	GLN
18	o1	158	GLN
18	o1	198	ASN
18	o1	213	ASN
18	o1	254	ASN
19	q1	42	GLN
19	q1	70	ASN
19	q1	92	ASN
19	q1	132	GLN
23	u1	39	ASN
23	u1	57	ASN
24	v1	38	ASN
24	v1	93	ASN
25	x1	7	ASN
26	y1	68	GLN
27	z1	58	ASN
32	c2	72	ASN
32	e2	72	ASN
31	h2	25	GLN
32	i2	72	ASN
32	k2	72	ASN
31	l2	78	GLN
32	m2	72	ASN
1	B2	64	ASN
1	B2	72	GLN
1	B2	220	ASN
1	B2	227	GLN
32	c3	72	ASN
32	e3	72	ASN
32	g3	72	ASN
31	h3	25	GLN
32	i3	72	ASN

Continued on next page...

Continued from previous page...

Mol	Chain	Res	Type
32	k3	72	ASN
32	m3	72	ASN
1	B3	64	ASN
1	B3	72	GLN
1	B3	209	GLN
1	B3	212	GLN
1	B3	227	GLN
4	a4	131	GLN
5	b4	19	GLN
5	b4	41	GLN
3	S4	57	GLN
3	S4	60	GLN
3	S4	71	ASN
4	T4	15	GLN
5	U4	41	GLN
3	V4	60	GLN
4	W4	128	GLN
4	Y4	2	GLN
4	t4	71	ASN
4	t4	131	GLN
3	u4	56	ASN
4	v4	71	ASN
4	p4	15	GLN
4	p4	50	ASN
4	p4	110	ASN
4	r4	2	GLN
4	r4	47	ASN
4	x4	50	ASN
4	x4	71	ASN
4	x4	117	ASN
4	z4	50	ASN
2	B4	62	GLN
2	B4	151	ASN
2	B4	159	ASN
2	B4	189	ASN
2	B4	299	GLN
2	B4	322	ASN
2	B4	578	GLN
2	B4	587	ASN
2	B4	638	ASN
2	B4	729	GLN
2	B4	737	GLN

Continued on next page...

Continued from previous page...

Mol	Chain	Res	Type
2	B4	786	ASN
2	B4	840	ASN
2	B4	841	GLN
2	B4	897	ASN
2	C4	62	GLN
2	C4	151	ASN
2	C4	159	ASN
2	C4	184	ASN
2	C4	189	ASN
2	C4	228	GLN
2	C4	299	GLN
2	C4	450	GLN
2	C4	578	GLN
2	C4	587	ASN
2	C4	729	GLN
2	C4	897	ASN
2	C4	911	ASN
3	O4	56	ASN
4	P4	2	GLN
3	Q4	10	ASN
3	Q4	57	GLN
4	R4	10	ASN
1	B5	64	ASN
1	B5	72	GLN
1	B5	196	GLN
1	B5	233	ASN
32	c5	72	ASN
32	e5	72	ASN
32	g5	72	ASN
31	h5	25	GLN
32	i5	72	ASN
32	k5	72	ASN
32	m5	72	ASN
32	c6	72	ASN
32	e6	72	ASN
31	h6	25	GLN
32	i6	72	ASN
32	k6	72	ASN
32	m6	72	ASN
1	B6	64	ASN
1	B6	72	GLN
1	B6	209	GLN

Continued on next page...

Continued from previous page...

Mol	Chain	Res	Type
1	B6	220	ASN
1	B6	227	GLN
31	b7	73	ASN
32	c7	72	ASN
32	e7	72	ASN
32	g7	72	ASN
31	h7	25	GLN
31	h7	73	ASN
32	i7	72	ASN
32	k7	72	ASN
32	m7	72	ASN
1	B7	64	ASN
1	B7	72	GLN
1	B7	200	GLN
1	B7	209	GLN
1	B7	212	GLN
1	B7	233	ASN
1	B8	64	ASN
1	B8	72	GLN
1	B8	196	GLN
1	B8	200	GLN
1	B8	233	ASN
31	b8	70	GLN
32	c8	72	ASN
32	e8	72	ASN
32	g8	72	ASN
31	h8	25	GLN
32	i8	72	ASN
32	k8	72	ASN
32	m8	72	ASN
32	c9	72	ASN
32	e9	72	ASN
31	h9	25	GLN
32	i9	72	ASN
32	k9	72	ASN
32	m9	72	ASN
1	B9	64	ASN
1	B9	72	GLN
1	B9	196	GLN
1	B9	200	GLN
1	B9	220	ASN
1	B9	227	GLN

Continued on next page...

Continued from previous page...

Mol	Chain	Res	Type
1	B9	233	ASN
32	cA	72	ASN
32	eA	72	ASN
31	hA	25	GLN
32	iA	72	ASN
31	jA	57	GLN
32	kA	72	ASN
32	mA	72	ASN
4	aB	131	GLN
5	bB	19	GLN
5	bB	41	GLN
4	tB	71	ASN
4	tB	131	GLN
3	uB	56	ASN
4	vB	71	ASN
4	pB	15	GLN
4	pB	50	ASN
4	pB	110	ASN
4	rB	47	ASN
4	xB	71	ASN
4	xB	117	ASN
4	zB	50	ASN
32	cC	72	ASN
32	eC	72	ASN
32	gC	72	ASN
31	hC	25	GLN
32	iC	72	ASN
32	kC	72	ASN
32	mC	72	ASN
6	aD	108	ASN
6	aD	181	ASN
6	aD	187	GLN
6	aD	234	ASN
6	aD	303	ASN
6	aD	310	GLN
6	aD	322	ASN
6	aD	335	ASN
7	bD	87	ASN
7	bD	191	ASN
7	bD	202	HIS
7	bD	285	GLN
7	bD	317	ASN

Continued on next page...

Continued from previous page...

Mol	Chain	Res	Type
8	cD	71	GLN
8	cD	105	HIS
8	cD	142	ASN
8	cD	146	ASN
8	cD	293	ASN
8	cD	319	GLN
8	cD	365	ASN
8	cD	372	GLN
8	cD	428	HIS
9	dD	117	HIS
9	dD	129	GLN
9	dD	142	ASN
9	dD	186	GLN
9	dD	220	ASN
9	dD	239	GLN
10	eD	61	GLN
11	fD	8	GLN
13	iD	26	ASN
16	lD	8	ASN
17	mD	4	ASN
17	mD	28	GLN
18	oD	158	GLN
18	oD	198	ASN
18	oD	213	ASN
18	oD	254	ASN
19	qD	42	GLN
19	qD	70	ASN
19	qD	92	ASN
19	qD	132	GLN
23	uD	39	ASN
23	uD	57	ASN
24	vD	38	ASN
24	vD	93	ASN
25	xD	7	ASN
26	yD	68	GLN
27	zD	35	GLN
27	zD	58	ASN
6	aE	92	HIS
6	aE	108	ASN
6	aE	181	ASN
6	aE	187	GLN
6	aE	234	ASN

Continued on next page...

Continued from previous page...

Mol	Chain	Res	Type
6	aE	303	ASN
6	aE	310	GLN
6	aE	322	ASN
6	aE	335	ASN
7	bE	14	ASN
7	bE	87	ASN
7	bE	191	ASN
7	bE	202	HIS
7	bE	285	GLN
7	bE	317	ASN
8	cE	71	GLN
8	cE	105	HIS
8	cE	142	ASN
8	cE	293	ASN
8	cE	314	ASN
8	cE	319	GLN
8	cE	365	ASN
8	cE	372	GLN
8	cE	428	HIS
9	dE	117	HIS
9	dE	129	GLN
9	dE	142	ASN
9	dE	186	GLN
9	dE	220	ASN
9	dE	239	GLN
10	eE	61	GLN
13	iE	26	ASN
15	kE	39	GLN
16	lE	8	ASN
17	mE	4	ASN
17	mE	28	GLN
18	oE	198	ASN
18	oE	254	ASN
19	qE	42	GLN
19	qE	70	ASN
19	qE	92	ASN
19	qE	132	GLN
23	uE	39	ASN
23	uE	57	ASN
24	vE	38	ASN
24	vE	93	ASN
25	xE	7	ASN

Continued on next page...

Continued from previous page...

Mol	Chain	Res	Type
26	yE	68	GLN
27	zE	35	GLN
27	zE	58	ASN
4	aF	2	GLN
4	aF	15	GLN
4	aF	50	ASN
3	bF	60	GLN
4	cF	71	ASN
4	eF	10	ASN
4	eF	50	ASN
4	eF	131	GLN
5	3F	63	ASN
3	fF	10	ASN
3	fF	71	ASN
4	hF	128	GLN
3	iF	56	ASN
4	lF	47	ASN
30	mF	25	ASN
4	nF	2	GLN
4	nF	15	GLN
4	nF	50	ASN
4	nF	71	ASN
3	9F	57	GLN
5	2G	41	GLN
4	1G	47	ASN
4	5G	71	ASN
4	7G	117	ASN
5	8G	13	GLN
5	8G	41	GLN
31	bH	70	GLN
32	cH	72	ASN
32	eH	72	ASN
32	gH	72	ASN
31	hH	25	GLN
32	iH	72	ASN
32	kH	72	ASN
32	mH	72	ASN
32	cI	72	ASN
32	eI	72	ASN
31	hI	25	GLN
32	iI	72	ASN
32	kI	72	ASN

Continued on next page...

Continued from previous page...

Mol	Chain	Res	Type
31	lI	78	GLN
32	mI	72	ASN
31	bJ	70	GLN
32	cJ	72	ASN
32	eJ	72	ASN
32	gJ	72	ASN
31	hJ	25	GLN
32	iJ	72	ASN
31	jJ	61	ASN
32	kJ	72	ASN
32	mJ	72	ASN
4	aK	2	GLN
4	aK	15	GLN
4	aK	50	ASN
3	bK	60	GLN
4	cK	71	ASN
4	cK	110	ASN
4	eK	10	ASN
4	eK	50	ASN
4	eK	131	GLN
5	3K	63	ASN
3	fK	10	ASN
3	fK	71	ASN
4	hK	128	GLN
3	iK	56	ASN
4	lK	47	ASN
4	lK	110	ASN
30	mK	25	ASN
4	nK	2	GLN
4	nK	15	GLN
4	nK	50	ASN
4	nK	71	ASN
3	9K	57	GLN
4	1L	47	ASN
4	5L	71	ASN
4	7L	15	GLN
4	7L	117	ASN
5	8L	13	GLN
5	8L	41	GLN

5.3.3 RNA

There are no RNA molecules in this entry.

5.4 Non-standard residues in protein, DNA, RNA chains

There are no non-standard protein/DNA/RNA residues in this entry.

5.5 Carbohydrates

There are no oligosaccharides in this entry.

5.6 Ligand geometry

Of 882 ligands modelled in this entry, 36 are monoatomic - leaving 846 for Mogul analysis.

In the following table, the Counts columns list the number of bonds (or angles) for which Mogul statistics could be retrieved, the number of bonds (or angles) that are observed in the model and the number of bonds (or angles) that are defined in the Chemical Component Dictionary. The Link column lists molecule types, if any, to which the group is linked. The Z score for a bond length (or angle) is the number of standard deviations the observed value is removed from the expected value. A bond length (or angle) with $|Z| > 2$ is considered an outlier worth inspection. RMSZ is the root-mean-square of all Z scores of the bond lengths (or angles).

Mol	Type	Chain	Res	Link	Bond lengths			Bond angles		
					Counts	RMSZ	$\#\|Z\| > 2$	Counts	RMSZ	$\#\|Z\| > 2$
33	CYC	f5	201	31	46,46,46	2.22	15 (32%)	61,67,67	3.37	32 (52%)
33	CYC	ZF	201	3	46,46,46	2.39	17 (36%)	61,67,67	3.13	29 (47%)
40	LMT	BE	623	7	24,24,36	1.19	4 (16%)	29,29,47	1.14	1 (3%)
33	CYC	aB	201	5,4	46,46,46	2.42	14 (30%)	61,67,67	3.14	29 (47%)
36	CLA	BD	609	-	69,73,73	1.26	10 (14%)	83,113,113	1.38	8 (9%)
37	PL9	AD	406	-	55,55,55	0.64	1 (1%)	68,69,69	1.46	11 (16%)
36	CLA	CE	511	8	69,73,73	1.24	8 (11%)	83,113,113	1.24	11 (13%)
36	CLA	B1	609	-	69,73,73	1.25	10 (14%)	83,113,113	1.39	8 (9%)
33	CYC	nF	201	5,4	46,46,46	2.52	18 (39%)	61,67,67	3.29	26 (42%)
33	CYC	cC	202	32	46,46,46	0.81	0	61,67,67	0.81	1 (1%)
33	CYC	gI	302	32	46,46,46	0.78	0	61,67,67	0.80	1 (1%)
39	LMG	DD	411	9	51,51,55	0.94	2 (3%)	59,59,63	1.26	5 (8%)
43	BCR	D1	406	-	41,41,41	0.71	0	56,56,56	1.82	11 (19%)
36	CLA	B1	612	-	69,73,73	1.30	11 (15%)	83,113,113	1.32	6 (7%)

Mol	Type	Chain	Res	Link	Bond lengths			Bond angles		
					Counts	RMSZ	$\#\|Z\|>2$	Counts	RMSZ	$\#\|Z\|>2$
33	CYC	eF	201	4	46,46,46	2.34	18 (39%)	61,67,67	3.20	27 (44%)
42	LHG	aE	411	6	37,37,48	1.04	2 (5%)	40,43,54	1.23	4 (10%)
44	DGD	CD	517	8	48,48,67	0.98	2 (4%)	62,62,81	1.27	8 (12%)
36	CLA	C1	515	-	69,73,73	1.25	10 (14%)	83,113,113	1.38	10 (12%)
39	LMG	A1	408	-	36,36,55	1.08	2 (5%)	44,44,63	1.10	5 (11%)
39	LMG	D1	410	9	51,51,55	0.95	2 (3%)	59,59,63	1.27	5 (8%)
33	CYC	j7	202	-	46,46,46	0.79	0	61,67,67	0.81	1 (1%)
33	CYC	eJ	202	-	46,46,46	0.78	0	61,67,67	0.79	1 (1%)
39	LMG	mD	101	-	36,36,55	1.12	2 (5%)	44,44,63	1.11	3 (6%)
36	CLA	BD	603	7	69,73,73	1.33	12 (17%)	83,113,113	1.36	8 (9%)
33	CYC	bK	201	3	46,46,46	2.30	17 (36%)	61,67,67	3.20	27 (44%)
36	CLA	bE	615	7	69,73,73	1.35	9 (13%)	83,113,113	1.33	11 (13%)
36	CLA	bD	614	43	69,73,73	1.23	10 (14%)	83,113,113	1.36	8 (9%)
40	LMT	C1	520	8	24,24,36	1.12	2 (8%)	29,29,47	1.14	3 (10%)
40	LMT	bE	602	-	24,24,36	1.17	2 (8%)	29,29,47	1.02	0
43	BCR	k1	102	-	41,41,41	0.72	0	56,56,56	1.89	13 (23%)
47	HEM	v1	201	24	50,50,50	1.68	9 (18%)	66,82,82	1.89	14 (21%)
43	BCR	bE	618	-	41,41,41	0.74	0	56,56,56	1.86	12 (21%)
33	CYC	e9	202	-	46,46,46	0.78	0	61,67,67	0.79	1 (1%)
33	CYC	dK	201	3	46,46,46	2.57	19 (41%)	61,67,67	3.27	27 (44%)
39	LMG	b1	619	7	51,51,55	0.92	2 (3%)	59,59,63	1.17	3 (5%)
43	BCR	C1	516	36,8	41,41,41	0.76	0	56,56,56	2.23	18 (32%)
33	CYC	m6	201	-	46,46,46	0.80	0	61,67,67	0.79	1 (1%)
33	CYC	kK	201	3	46,46,46	2.28	15 (32%)	61,67,67	2.92	25 (40%)
36	CLA	CE	504	-	69,73,73	1.29	10 (14%)	83,113,113	1.44	10 (12%)
43	BCR	XE	102	25,36	41,41,41	0.94	2 (4%)	56,56,56	2.63	19 (33%)
36	CLA	BD	613	43	69,73,73	1.24	10 (14%)	83,113,113	1.37	8 (9%)
37	PL9	DE	408	9	55,55,55	0.63	2 (3%)	68,69,69	1.62	17 (25%)
33	CYC	iJ	202	-	46,46,46	2.30	15 (32%)	61,67,67	3.88	31 (50%)
36	CLA	AD	405	-	69,73,73	1.23	9 (13%)	83,113,113	1.63	14 (16%)
42	LHG	eE	101	-	39,39,48	1.03	2 (5%)	42,45,54	1.18	4 (9%)
33	CYC	LG	201	4,2	46,46,46	2.37	19 (41%)	61,67,67	5.02	38 (62%)
43	BCR	C1	519	-	41,41,41	0.74	0	56,56,56	1.79	14 (25%)
36	CLA	BE	612	-	69,73,73	1.29	11 (15%)	83,113,113	1.32	6 (7%)
42	LHG	AE	411	6	37,37,48	1.03	2 (5%)	40,43,54	1.18	3 (7%)

Mol	Type	Chain	Res	Link	Bond lengths			Bond angles		
					Counts	RMSZ	$\#\|Z\|>2$	Counts	RMSZ	$\#\|Z\|>2$
44	DGD	c1	516	8	48,48,67	0.99	2 (4%)	62,62,81	1.30	10 (16%)
45	PHO	dE	402	9	50,61,69	3.48	15 (30%)	46,89,99	3.69	16 (34%)
44	DGD	cD	518	-	63,63,67	0.85	2 (3%)	77,77,81	1.11	6 (7%)
38	SQD	CD	501	8	53,54,54	1.18	4 (7%)	62,65,65	1.18	7 (11%)
36	CLA	c1	508	8	69,73,73	1.28	11 (15%)	83,113,113	1.39	13 (15%)
33	CYC	2G	201	5,4	46,46,46	2.33	17 (36%)	61,67,67	3.16	33 (54%)
36	CLA	AD	404	-	50,54,73	11.58	12 (24%)	60,90,113	2.06	12 (20%)
41	BCT	aD	410	46	2,3,3	1.15	0	2,3,3	4.48	2 (100%)
42	LHG	D1	408	-	48,48,48	0.92	2 (4%)	51,54,54	1.03	2 (3%)
33	CYC	c2	202	32	46,46,46	0.81	0	61,67,67	0.80	1 (1%)
43	BCR	ZE	102	-	41,41,41	0.72	0	56,56,56	1.90	13 (23%)
33	CYC	g2	202	32	46,46,46	2.30	15 (32%)	61,67,67	3.89	32 (52%)
42	LHG	a1	412	6	37,37,48	1.04	2 (5%)	40,43,54	1.23	4 (10%)
36	CLA	cE	504	-	69,73,73	1.33	11 (15%)	83,113,113	1.48	12 (14%)
33	CYC	c8	201	-	46,46,46	2.29	15 (32%)	61,67,67	3.86	31 (50%)
33	CYC	cJ	201	-	46,46,46	2.29	15 (32%)	61,67,67	3.86	31 (50%)
37	PL9	a1	409	-	55,55,55	0.66	1 (1%)	68,69,69	1.46	12 (17%)
33	CYC	bI	201	-	46,46,46	2.23	15 (32%)	61,67,67	3.37	32 (52%)
33	CYC	1L	201	4	46,46,46	2.59	18 (39%)	61,67,67	3.07	25 (40%)
33	CYC	SL	201	4,2	46,46,46	2.25	16 (34%)	61,67,67	2.96	28 (45%)
36	CLA	BE	608	-	69,73,73	1.23	9 (13%)	83,113,113	1.42	8 (9%)
33	CYC	jC	201	-	46,46,46	2.22	15 (32%)	61,67,67	3.36	32 (52%)
33	CYC	b9	201	-	46,46,46	2.22	15 (32%)	61,67,67	3.36	32 (52%)
36	CLA	cE	503	-	69,73,73	1.26	10 (14%)	83,113,113	1.39	8 (9%)
33	CYC	QB	201	4,3	46,46,46	2.33	19 (41%)	61,67,67	2.98	28 (45%)
40	LMT	BE	619	-	24,24,36	1.13	3 (12%)	29,29,47	1.04	1 (3%)
38	SQD	h1	103	12	34,35,54	1.65	6 (17%)	43,46,65	1.91	10 (23%)
44	DGD	JE	101	-	63,63,67	0.83	2 (3%)	77,77,81	0.99	4 (5%)
44	DGD	cE	516	8	48,48,67	0.99	2 (4%)	62,62,81	1.31	10 (16%)
36	CLA	cD	511	-	69,73,73	1.27	10 (14%)	83,113,113	1.41	6 (7%)
33	CYC	l9	201	-	46,46,46	2.22	15 (32%)	61,67,67	3.37	32 (52%)
40	LMT	B1	620	-	24,24,36	1.12	2 (8%)	29,29,47	1.14	3 (10%)
36	CLA	CE	506	8	69,73,73	1.30	11 (15%)	83,113,113	1.70	15 (18%)
33	CYC	Y4	201	5,4	46,46,46	2.22	15 (32%)	61,67,67	3.20	30 (49%)
33	CYC	3K	101	5,4	46,46,46	2.34	17 (36%)	61,67,67	3.04	29 (47%)

Mol	Type	Chain	Res	Link	Bond lengths			Bond angles		
					Counts	RMSZ	$\#\|Z\|>2$	Counts	RMSZ	$\#\|Z\|>2$
33	CYC	c9	202	32	46,46,46	0.81	0	61,67,67	0.80	1 (1%)
36	CLA	b1	606	7	69,73,73	1.26	10 (14%)	83,113,113	1.47	11 (13%)
33	CYC	i2	202	-	46,46,46	2.30	16 (34%)	61,67,67	3.89	31 (50%)
43	BCR	b1	616	7,36	41,41,41	0.83	1 (2%)	56,56,56	2.51	22 (39%)
43	BCR	bE	616	7,36	41,41,41	0.82	1 (2%)	56,56,56	2.51	22 (39%)
33	CYC	l3	201	-	46,46,46	2.22	14 (30%)	61,67,67	3.37	32 (52%)
39	LMG	TE	101	-	36,36,55	1.14	2 (5%)	44,44,63	0.99	3 (6%)
36	CLA	iE	101	-	59,63,73	1.35	10 (16%)	71,101,113	1.60	8 (11%)
38	SQD	DE	414	9	33,34,54	1.48	4 (12%)	42,45,65	1.51	6 (14%)
33	CYC	zB	201	4,2	46,46,46	2.27	18 (39%)	61,67,67	3.28	35 (57%)
33	CYC	jK	201	4	46,46,46	2.27	17 (36%)	61,67,67	2.82	28 (45%)
39	LMG	CE	520	39	51,51,55	0.92	2 (3%)	59,59,63	1.07	5 (8%)
36	CLA	cE	512	-	69,73,73	1.28	11 (15%)	83,113,113	1.49	14 (16%)
36	CLA	CD	505	-	69,73,73	1.25	10 (14%)	83,113,113	1.39	10 (12%)
33	CYC	i6	201	-	46,46,46	0.78	0	61,67,67	0.80	1 (1%)
39	LMG	M1	101	-	36,36,55	1.11	2 (5%)	44,44,63	1.11	3 (6%)
36	CLA	CE	510	8	69,73,73	1.25	11 (15%)	83,113,113	2.20	17 (20%)
36	CLA	cE	506	8	69,73,73	1.31	11 (15%)	83,113,113	1.65	14 (16%)
36	CLA	BD	608	-	69,73,73	1.23	9 (13%)	83,113,113	1.42	9 (10%)
38	SQD	L1	101	-	42,43,54	1.35	5 (11%)	51,54,65	1.22	4 (7%)
39	LMG	aD	409	-	36,36,55	1.08	2 (5%)	44,44,63	1.06	2 (4%)
42	LHG	lD	101	-	48,48,48	0.91	2 (4%)	51,54,54	1.06	3 (5%)
38	SQD	c1	501	8	53,54,54	1.18	4 (7%)	62,65,65	1.15	5 (8%)
36	CLA	CD	512	-	69,73,73	1.25	10 (14%)	83,113,113	1.36	10 (12%)
33	CYC	JF	201	3	46,46,46	2.44	16 (34%)	61,67,67	2.82	23 (37%)
40	LMT	bD	602	-	24,24,36	1.16	2 (8%)	29,29,47	1.02	0
43	BCR	BD	615	7,36	41,41,41	0.82	1 (2%)	56,56,56	2.51	22 (39%)
33	CYC	p4	201	4,2	46,46,46	2.20	15 (32%)	61,67,67	3.14	29 (47%)
41	BCT	AE	410	-	2,3,3	1.14	0	2,3,3	4.50	2 (100%)
39	LMG	B1	618	7	51,51,55	0.92	2 (3%)	59,59,63	1.17	4 (6%)
43	BCR	z1	101	27	41,41,41	0.72	0	56,56,56	2.17	22 (39%)
33	CYC	iI	202	-	46,46,46	2.30	16 (34%)	61,67,67	3.88	31 (50%)
36	CLA	c1	514	-	69,73,73	1.25	11 (15%)	83,113,113	1.37	9 (10%)
45	PHO	DE	401	-	58,69,69	2.97	19 (32%)	56,99,99	3.03	25 (44%)
33	CYC	XB	201	4,3	46,46,46	2.35	16 (34%)	61,67,67	2.92	24 (39%)

Mol	Type	Chain	Res	Link	Bond lengths			Bond angles		
					Counts	RMSZ	$\#\|Z\|>2$	Counts	RMSZ	$\#\|Z\|>2$
33	CYC	pB	201	4,2	46,46,46	2.20	15 (32%)	61,67,67	3.14	29 (47%)
42	LHG	AD	411	6	37,37,48	1.04	2 (5%)	40,43,54	1.18	3 (7%)
44	DGD	cD	516	8	48,48,67	0.99	2 (4%)	62,62,81	1.31	10 (16%)
36	CLA	c1	510	8	69,73,73	1.28	12 (17%)	83,113,113	1.49	15 (18%)
36	CLA	bD	610	-	69,73,73	1.25	10 (14%)	83,113,113	1.39	8 (9%)
33	CYC	i5	201	-	46,46,46	0.78	0	61,67,67	0.79	1 (1%)
33	CYC	c7	201	-	46,46,46	2.29	15 (32%)	61,67,67	3.86	31 (50%)
33	CYC	BB	1002	2	46,46,46	2.24	17 (36%)	61,67,67	3.02	25 (40%)
33	CYC	g3	201	32	46,46,46	0.77	0	61,67,67	0.79	1 (1%)
36	CLA	b1	605	7	69,73,73	1.32	12 (17%)	83,113,113	1.35	8 (9%)
33	CYC	iH	201	-	46,46,46	0.78	0	61,67,67	0.80	1 (1%)
33	CYC	a4	201	5,4	46,46,46	2.42	14 (30%)	61,67,67	3.14	29 (47%)
33	CYC	sB	201	3	46,46,46	2.21	15 (32%)	61,67,67	3.28	29 (47%)
36	CLA	B1	604	7	69,73,73	1.27	10 (14%)	83,113,113	1.49	11 (13%)
36	CLA	B1	606	-	64,68,73	1.31	10 (15%)	77,107,113	1.51	12 (15%)
36	CLA	CD	504	-	69,73,73	1.29	10 (14%)	83,113,113	1.44	10 (12%)
33	CYC	qB	201	3	46,46,46	2.21	16 (34%)	61,67,67	2.92	24 (39%)
36	CLA	bD	611	-	69,73,73	1.30	13 (18%)	83,113,113	1.52	11 (13%)
38	SQD	DD	414	9	33,34,54	1.48	4 (12%)	42,45,65	1.51	6 (14%)
38	SQD	C1	501	8	53,54,54	1.18	4 (7%)	62,65,65	1.18	7 (11%)
40	LMT	B1	623	7	24,24,36	1.20	4 (16%)	29,29,47	1.14	1 (3%)
40	LMT	cE	501	-	24,24,36	1.12	2 (8%)	29,29,47	1.14	3 (10%)
36	CLA	bE	606	7	69,73,73	1.26	10 (14%)	83,113,113	1.48	11 (13%)
38	SQD	AD	407	-	45,46,54	1.28	4 (8%)	54,57,65	1.27	4 (7%)
33	CYC	nK	201	5,4	46,46,46	2.52	17 (36%)	61,67,67	3.28	26 (42%)
33	CYC	QG	201	29	46,46,46	2.23	19 (41%)	61,67,67	3.20	30 (49%)
33	CYC	eI	201	32	46,46,46	2.30	15 (32%)	61,67,67	3.89	31 (50%)
33	CYC	AG	201	4,3	46,46,46	2.16	15 (32%)	61,67,67	3.17	29 (47%)
33	CYC	hF	201	4	46,46,46	2.57	19 (41%)	61,67,67	3.27	26 (42%)
36	CLA	C1	506	8	69,73,73	1.29	11 (15%)	83,113,113	1.69	15 (18%)
42	LHG	BE	620	-	48,48,48	0.93	2 (4%)	51,54,54	1.06	3 (5%)
43	BCR	IE	102	13	41,41,41	0.79	0	56,56,56	2.77	18 (32%)
40	LMT	dD	413	-	22,22,36	1.16	3 (13%)	27,27,47	1.01	1 (3%)
34	OEX	AE	401	6	0,14,14	-	-	-		
33	CYC	d7	201	-	46,46,46	2.23	15 (32%)	61,67,67	3.37	32 (52%)

Mol	Type	Chain	Res	Link	Bond lengths			Bond angles		
					Counts	RMSZ	$\#\|Z\|>2$	Counts	RMSZ	$\#\|Z\|>2$
33	CYC	g7	201	32	46,46,46	0.78	0	61,67,67	0.79	1 (1%)
39	LMG	a1	410	-	36,36,55	1.08	2 (5%)	44,44,63	1.06	2 (4%)
40	LMT	d1	412	-	25,25,36	1.11	2 (8%)	30,30,47	1.06	2 (6%)
40	LMT	DE	413	-	22,22,36	1.17	3 (13%)	27,27,47	1.03	1 (3%)
43	BCR	d1	407	-	41,41,41	0.69	0	56,56,56	1.82	12 (21%)
36	CLA	cE	510	8	69,73,73	1.28	12 (17%)	83,113,113	1.48	15 (18%)
36	CLA	CE	512	-	69,73,73	1.25	10 (14%)	83,113,113	1.36	10 (12%)
36	CLA	BD	607	7	69,73,73	1.35	10 (14%)	83,113,113	1.72	12 (14%)
36	CLA	cE	505	-	69,73,73	1.27	10 (14%)	83,113,113	1.40	11 (13%)
42	LHG	DE	410	-	48,48,48	0.91	2 (4%)	51,54,54	1.03	3 (5%)
33	CYC	MG	201	4,2	46,46,46	2.37	16 (34%)	61,67,67	3.38	32 (52%)
33	CYC	ZK	201	3	46,46,46	2.38	18 (39%)	61,67,67	3.13	29 (47%)
44	DGD	JD	101	-	63,63,67	0.83	2 (3%)	77,77,81	0.99	4 (5%)
33	CYC	gI	301	32	46,46,46	2.30	15 (32%)	61,67,67	3.89	32 (52%)
43	BCR	B1	616	7	41,41,41	0.70	0	56,56,56	1.88	14 (25%)
42	LHG	d1	410	-	48,48,48	0.91	2 (4%)	51,54,54	1.03	3 (5%)
36	CLA	C1	513	-	69,73,73	1.25	10 (14%)	83,113,113	1.45	10 (12%)
33	CYC	dC	201	-	46,46,46	2.23	14 (30%)	61,67,67	3.36	32 (52%)
36	CLA	h1	102	12	64,68,73	1.30	11 (17%)	77,107,113	1.40	9 (11%)
33	CYC	OL	201	4	46,46,46	2.27	17 (36%)	61,67,67	3.29	27 (44%)
33	CYC	7L	201	5,4	46,46,46	2.68	20 (43%)	61,67,67	3.32	28 (45%)
43	BCR	b1	617	7	41,41,41	0.69	0	56,56,56	1.87	13 (23%)
36	CLA	C1	505	-	69,73,73	1.25	10 (14%)	83,113,113	1.39	10 (12%)
43	BCR	i1	101	-	41,41,41	0.77	1 (2%)	56,56,56	2.55	19 (33%)
33	CYC	j8	201	-	46,46,46	2.22	15 (32%)	61,67,67	3.37	32 (52%)
36	CLA	HE	103	43	69,73,73	1.75	10 (14%)	83,113,113	1.71	9 (10%)
40	LMT	cD	501	-	24,24,36	1.13	2 (8%)	29,29,47	1.13	3 (10%)
33	CYC	e2	202	-	46,46,46	0.77	0	61,67,67	0.79	1 (1%)
36	CLA	b1	611	-	69,73,73	1.30	13 (18%)	83,113,113	1.53	11 (13%)
42	LHG	dE	410	-	48,48,48	0.90	2 (4%)	51,54,54	1.03	3 (5%)
39	LMG	tE	101	22	36,36,55	1.15	2 (5%)	44,44,63	0.99	3 (6%)
39	LMG	aE	407	-	51,51,55	0.92	2 (3%)	59,59,63	1.06	2 (3%)
33	CYC	WG	201	4	46,46,46	2.28	15 (32%)	61,67,67	2.73	24 (39%)
33	CYC	q4	201	3	46,46,46	2.21	16 (34%)	61,67,67	2.91	24 (39%)
33	CYC	k9	201	-	46,46,46	2.29	15 (32%)	61,67,67	3.88	31 (50%)

Mol	Type	Chain	Res	Link	Bond lengths			Bond angles		
					Counts	RMSZ	$\#\|Z\|>2$	Counts	RMSZ	$\#\|Z\|>2$
36	CLA	BE	603	7	69,73,73	1.33	12 (17%)	83,113,113	1.36	8 (9%)
36	CLA	BE	611	7	69,73,73	1.24	9 (13%)	83,113,113	1.68	13 (15%)
39	LMG	DE	411	9	51,51,55	0.94	2 (3%)	59,59,63	1.26	5 (8%)
33	CYC	JK	201	3	46,46,46	2.44	16 (34%)	61,67,67	2.82	22 (36%)
33	CYC	yB	201	3	46,46,46	2.22	15 (32%)	61,67,67	3.38	28 (45%)
43	BCR	kE	102	-	41,41,41	0.72	0	56,56,56	1.89	13 (23%)
33	CYC	IG	201	3	46,46,46	2.49	17 (36%)	61,67,67	3.03	32 (52%)
42	LHG	DD	409	-	48,48,48	0.92	2 (4%)	51,54,54	1.03	2 (3%)
33	CYC	kH	201	-	46,46,46	2.29	15 (32%)	61,67,67	3.88	31 (50%)
38	SQD	cD	502	8	53,54,54	1.18	4 (7%)	62,65,65	1.15	5 (8%)
43	BCR	CD	516	36,8	41,41,41	0.76	0	56,56,56	2.24	18 (32%)
36	CLA	b1	610	-	69,73,73	1.25	10 (14%)	83,113,113	1.38	7 (8%)
36	CLA	bE	608	-	64,68,73	1.32	10 (15%)	77,107,113	1.52	13 (16%)
33	CYC	l2	201	-	46,46,46	2.22	14 (30%)	61,67,67	3.37	32 (52%)
38	SQD	BE	621	-	37,38,54	1.44	4 (10%)	46,49,65	4.33	9 (19%)
33	CYC	g9	201	32	46,46,46	0.78	0	61,67,67	0.79	1 (1%)
36	CLA	bE	612	7	69,73,73	1.23	8 (11%)	83,113,113	1.69	14 (16%)
39	LMG	bD	619	7	51,51,55	0.92	2 (3%)	59,59,63	1.17	3 (5%)
33	CYC	TL	201	3	46,46,46	2.29	17 (36%)	61,67,67	3.19	26 (42%)
36	CLA	B1	601	-	49,53,73	1.48	10 (20%)	59,89,113	1.64	8 (13%)
39	LMG	a1	408	-	51,51,55	0.92	2 (3%)	59,59,63	1.06	2 (3%)
43	BCR	DE	407	-	41,41,41	0.70	0	56,56,56	1.82	11 (19%)
39	LMG	j1	102	14,39	27,27,55	1.34	2 (7%)	35,35,63	1.11	2 (5%)
43	BCR	kD	102	-	41,41,41	0.72	0	56,56,56	1.89	13 (23%)
36	CLA	dD	406	9	69,73,73	1.26	11 (15%)	83,113,113	1.41	12 (14%)
33	CYC	ZB	201	3	46,46,46	2.30	18 (39%)	61,67,67	2.94	23 (37%)
36	CLA	BD	605	-	69,73,73	1.28	11 (15%)	83,113,113	1.58	10 (12%)
33	CYC	jH	202	-	46,46,46	0.78	0	61,67,67	0.81	1 (1%)
36	CLA	c1	512	-	69,73,73	1.28	11 (15%)	83,113,113	1.48	14 (16%)
33	CYC	eK	201	4	46,46,46	2.34	18 (39%)	61,67,67	3.21	27 (44%)
36	CLA	B1	605	-	69,73,73	1.27	11 (15%)	83,113,113	1.57	10 (12%)
43	BCR	Z1	102	-	41,41,41	0.72	0	56,56,56	1.89	13 (23%)
39	LMG	ME	101	-	36,36,55	1.11	2 (5%)	44,44,63	1.11	3 (6%)
33	CYC	XF	201	3	46,46,46	2.30	16 (34%)	61,67,67	3.12	26 (42%)
33	CYC	w4	201	3	46,46,46	2.24	14 (30%)	61,67,67	2.97	24 (39%)

Mol	Type	Chain	Res	Link	Bond lengths			Bond angles		
					Counts	RMSZ	$\#\|Z\|>2$	Counts	RMSZ	$\#\|Z\|>2$
44	DGD	cD	517	-	63,63,67	0.85	2 (3%)	77,77,81	1.00	3 (3%)
43	BCR	X1	102	25,36	41,41,41	0.94	2 (4%)	56,56,56	2.64	20 (35%)
36	CLA	bD	608	-	64,68,73	1.31	10 (15%)	77,107,113	1.51	13 (16%)
44	DGD	CE	518	-	63,63,67	0.86	2 (3%)	77,77,81	1.09	5 (6%)
33	CYC	RG	201	4,3	46,46,46	2.19	14 (30%)	61,67,67	3.05	28 (45%)
39	LMG	BE	618	7	51,51,55	0.92	2 (3%)	59,59,63	1.17	3 (5%)
36	CLA	hE	102	12	64,68,73	1.30	11 (17%)	77,107,113	1.41	10 (12%)
40	LMT	AE	412	-	36,36,36	1.21	4 (11%)	47,47,47	1.16	3 (6%)
40	LMT	d1	413	-	22,22,36	1.16	3 (13%)	27,27,47	1.01	1 (3%)
33	CYC	eC	202	-	46,46,46	0.78	0	61,67,67	0.79	1 (1%)
33	CYC	c7	202	32	46,46,46	0.81	0	61,67,67	0.81	1 (1%)
36	CLA	BE	607	7	69,73,73	1.34	10 (14%)	83,113,113	1.72	12 (14%)
40	LMT	A1	409	-	24,24,36	1.14	3 (12%)	29,29,47	1.07	1 (3%)
33	CYC	gJ	202	32	46,46,46	2.30	15 (32%)	61,67,67	3.89	31 (50%)
42	LHG	A1	411	6	37,37,48	1.04	2 (5%)	40,43,54	1.18	3 (7%)
43	BCR	CE	519	-	41,41,41	0.74	0	56,56,56	1.79	14 (25%)
33	CYC	gA	302	32	46,46,46	0.78	0	61,67,67	0.80	1 (1%)
36	CLA	BD	611	7	69,73,73	1.24	9 (13%)	83,113,113	1.68	13 (15%)
33	CYC	e8	202	-	46,46,46	0.78	0	61,67,67	0.79	1 (1%)
43	BCR	zD	101	27	41,41,41	0.72	0	56,56,56	2.17	23 (41%)
33	CYC	iA	201	-	46,46,46	0.79	0	61,67,67	0.80	1 (1%)
33	CYC	tB	1001	4,2	46,46,46	3.00	20 (43%)	61,67,67	5.93	31 (50%)
44	DGD	C1	518	-	63,63,67	0.86	2 (3%)	77,77,81	1.08	5 (6%)
33	CYC	P4	201	4	46,46,46	2.33	16 (34%)	61,67,67	3.00	28 (45%)
39	LMG	m1	101	-	36,36,55	1.12	2 (5%)	44,44,63	1.11	3 (6%)
33	CYC	g9	202	32	46,46,46	2.30	15 (32%)	61,67,67	3.89	31 (50%)
36	CLA	cD	514	-	69,73,73	1.25	11 (15%)	83,113,113	1.37	9 (10%)
36	CLA	C1	511	8	69,73,73	1.24	8 (11%)	83,113,113	1.24	11 (13%)
40	LMT	D1	403	-	24,24,36	1.16	3 (12%)	29,29,47	1.00	0
42	LHG	e1	101	-	39,39,48	1.03	2 (5%)	42,45,54	1.18	4 (9%)
36	CLA	hE	101	43	69,73,73	1.74	10 (14%)	83,113,113	1.69	12 (14%)
36	CLA	cE	507	43,8	69,73,73	1.24	8 (11%)	83,113,113	1.71	15 (18%)
33	CYC	e5	202	-	46,46,46	0.78	0	61,67,67	0.79	1 (1%)
33	CYC	Q4	201	4,3	46,46,46	2.33	19 (41%)	61,67,67	2.99	28 (45%)
33	CYC	mI	201	-	46,46,46	0.80	0	61,67,67	0.79	1 (1%)

Mol	Type	Chain	Res	Link	Bond lengths			Bond angles		
					Counts	RMSZ	$\#\|Z\|>2$	Counts	RMSZ	$\#\|Z\|>2$
33	CYC	OB	201	3	46,46,46	2.31	16 (34%)	61,67,67	2.80	23 (37%)
36	CLA	C1	514	-	54,58,73	1.41	10 (18%)	65,95,113	1.42	6 (9%)
39	LMG	JE	102	14,39	27,27,55	1.31	2 (7%)	35,35,63	1.06	1 (2%)
40	LMT	jD	101	-	36,36,36	1.22	5 (13%)	47,47,47	1.25	6 (12%)
33	CYC	cA	201	-	46,46,46	2.29	15 (32%)	61,67,67	3.86	31 (50%)
36	CLA	cD	510	8	69,73,73	1.28	12 (17%)	83,113,113	1.48	15 (18%)
34	OEX	a1	402	6	0,14,14	-	-	-		
33	CYC	hI	201	-	46,46,46	2.22	15 (32%)	61,67,67	3.37	32 (52%)
43	BCR	hE	105	12,25,36	41,41,41	0.93	2 (4%)	56,56,56	2.64	19 (33%)
36	CLA	b1	612	7	69,73,73	1.24	8 (11%)	83,113,113	1.68	14 (16%)
40	LMT	bD	620	-	24,24,36	1.11	2 (8%)	29,29,47	1.04	1 (3%)
36	CLA	DE	406	9	69,73,73	1.25	10 (14%)	83,113,113	1.39	12 (14%)
36	CLA	b1	608	-	64,68,73	1.31	10 (15%)	77,107,113	1.52	13 (16%)
33	CYC	i5	202	-	46,46,46	2.30	16 (34%)	61,67,67	3.89	31 (50%)
36	CLA	BE	602	7	69,73,73	1.22	11 (15%)	83,113,113	1.56	9 (10%)
39	LMG	t1	101	22	36,36,55	1.15	2 (5%)	44,44,63	0.99	3 (6%)
33	CYC	g3	202	32	46,46,46	2.30	15 (32%)	61,67,67	3.89	31 (50%)
33	CYC	f3	201	31	46,46,46	2.23	15 (32%)	61,67,67	3.37	32 (52%)
33	CYC	1G	201	4	46,46,46	2.58	18 (39%)	61,67,67	3.07	25 (40%)
33	CYC	R4	201	5,4	46,46,46	2.56	17 (36%)	61,67,67	3.25	30 (49%)
33	CYC	i9	201	-	46,46,46	0.78	0	61,67,67	0.79	1 (1%)
47	HEM	ED	101	-	50,50,50	1.73	11 (22%)	66,82,82	1.84	17 (25%)
33	CYC	bC	201	-	46,46,46	2.23	15 (32%)	61,67,67	3.37	32 (52%)
38	SQD	hD	103	12	34,35,54	1.65	6 (17%)	43,46,65	1.91	10 (23%)
33	CYC	ML	201	4,2	46,46,46	2.37	16 (34%)	61,67,67	3.38	32 (52%)
33	CYC	QL	201	29	46,46,46	2.23	19 (41%)	61,67,67	3.20	30 (49%)
43	BCR	BD	617	-	41,41,41	0.73	0	56,56,56	1.86	12 (21%)
47	HEM	fE	101	-	50,50,50	1.74	11 (22%)	66,82,82	1.84	17 (25%)
33	CYC	oB	201	3	46,46,46	2.39	19 (41%)	61,67,67	3.08	26 (42%)
33	CYC	VB	201	3	46,46,46	2.38	13 (28%)	61,67,67	3.21	28 (45%)
33	CYC	fC	201	31	46,46,46	2.23	15 (32%)	61,67,67	3.37	32 (52%)
36	CLA	cD	504	-	69,73,73	1.33	11 (15%)	83,113,113	1.48	12 (14%)
39	LMG	CD	522	39	51,51,55	0.92	2 (3%)	59,59,63	1.07	5 (8%)
33	CYC	h5	201	-	46,46,46	2.22	15 (32%)	61,67,67	3.36	32 (52%)
41	BCT	a1	411	46	2,3,3	1.15	0	2,3,3	4.49	2 (100%)

Mol	Type	Chain	Res	Link	Bond lengths			Bond angles		
					Counts	RMSZ	$\#\|Z\|>2$	Counts	RMSZ	$\#\|Z\|>2$
36	CLA	C1	503	-	69,73,73	1.24	11 (15%)	83,113,113	1.38	9 (10%)
39	LMG	aE	409	-	36,36,55	1.08	2 (5%)	44,44,63	1.07	2 (4%)
40	LMT	DD	413	-	22,22,36	1.17	3 (13%)	27,27,47	1.03	1 (3%)
42	LHG	B1	621	-	48,48,48	0.92	2 (4%)	51,54,54	1.06	3 (5%)
33	CYC	c3	201	-	46,46,46	2.29	15 (32%)	61,67,67	3.86	31 (50%)
33	CYC	e7	202	-	46,46,46	0.78	0	61,67,67	0.79	1 (1%)
36	CLA	CE	507	-	59,63,73	1.37	10 (16%)	71,101,113	1.61	9 (12%)
33	CYC	g5	201	32	46,46,46	0.78	0	61,67,67	0.80	1 (1%)
33	CYC	B4	1002	2	46,46,46	2.25	17 (36%)	61,67,67	3.02	25 (40%)
33	CYC	lI	201	-	46,46,46	2.22	14 (30%)	61,67,67	3.37	32 (52%)
36	CLA	D1	404	-	69,73,73	1.29	11 (15%)	83,113,113	1.47	6 (7%)
33	CYC	k5	201	-	46,46,46	2.30	15 (32%)	61,67,67	3.88	31 (50%)
36	CLA	cD	512	-	69,73,73	1.28	11 (15%)	83,113,113	1.49	14 (16%)
33	CYC	fH	201	31	46,46,46	2.23	15 (32%)	61,67,67	3.37	32 (52%)
36	CLA	B1	608	-	69,73,73	1.24	9 (13%)	83,113,113	1.42	9 (10%)
36	CLA	BE	606	-	64,68,73	1.30	10 (15%)	77,107,113	1.52	13 (16%)
40	LMT	b1	620	-	24,24,36	1.11	2 (8%)	29,29,47	1.04	1 (3%)
36	CLA	CD	515	-	69,73,73	1.25	10 (14%)	83,113,113	1.38	10 (12%)
36	CLA	cD	509	8	69,73,73	1.24	9 (13%)	83,113,113	2.11	12 (14%)
36	CLA	C1	507	-	59,63,73	1.36	10 (16%)	71,101,113	1.61	9 (12%)
33	CYC	l6	201	-	46,46,46	2.22	15 (32%)	61,67,67	3.37	32 (52%)
40	LMT	iD	103	-	24,24,36	1.14	2 (8%)	29,29,47	0.98	1 (3%)
33	CYC	KL	201	4,3	46,46,46	2.24	16 (34%)	61,67,67	2.92	25 (40%)
33	CYC	AL	201	4,3	46,46,46	2.17	15 (32%)	61,67,67	3.17	29 (47%)
33	CYC	j3	201	-	46,46,46	2.22	15 (32%)	61,67,67	3.37	32 (52%)
33	CYC	k8	201	-	46,46,46	2.29	15 (32%)	61,67,67	3.88	31 (50%)
47	HEM	VD	201	24	50,50,50	1.68	9 (18%)	66,82,82	1.90	13 (19%)
43	BCR	cD	519	-	41,41,41	0.83	0	56,56,56	2.00	16 (28%)
36	CLA	B1	607	7	69,73,73	1.34	10 (14%)	83,113,113	1.72	12 (14%)
40	LMT	jE	101	-	36,36,36	1.22	5 (13%)	47,47,47	1.25	6 (12%)
33	CYC	KK	201	4	46,46,46	2.22	13 (28%)	61,67,67	3.23	32 (52%)
40	LMT	DE	412	-	25,25,36	1.10	2 (8%)	30,30,47	1.06	2 (6%)
33	CYC	BB	1001	4,2	46,46,46	2.36	17 (36%)	61,67,67	3.09	27 (44%)
40	LMT	CD	521	-	24,24,36	1.12	2 (8%)	29,29,47	1.14	3 (10%)
33	CYC	m2	201	-	46,46,46	0.80	0	61,67,67	0.80	1 (1%)

Mol	Type	Chain	Res	Link	Bond lengths			Bond angles		
					Counts	RMSZ	$\#\|Z\|>2$	Counts	RMSZ	$\#\|Z\|>2$
36	CLA	D1	405	9	69,73,73	1.25	10 (14%)	83,113,113	1.39	12 (14%)
33	CYC	TB	201	4	46,46,46	2.22	17 (36%)	61,67,67	3.21	33 (54%)
33	CYC	j6	202	-	46,46,46	0.78	0	61,67,67	0.82	1 (1%)
33	CYC	b6	201	-	46,46,46	2.23	15 (32%)	61,67,67	3.36	32 (52%)
33	CYC	kF	201	3	46,46,46	2.28	15 (32%)	61,67,67	2.92	25 (40%)
33	CYC	gH	202	32	46,46,46	2.30	15 (32%)	61,67,67	3.89	32 (52%)
47	HEM	vE	201	24	50,50,50	1.68	9 (18%)	66,82,82	1.89	15 (22%)
36	CLA	DD	405	-	69,73,73	1.29	11 (15%)	83,113,113	1.48	6 (7%)
33	CYC	h9	201	-	46,46,46	2.22	15 (32%)	61,67,67	3.36	32 (52%)
33	CYC	b3	201	-	46,46,46	2.23	15 (32%)	61,67,67	3.37	32 (52%)
33	CYC	IL	201	-	46,46,46	2.49	18 (39%)	61,67,67	3.03	33 (54%)
42	LHG	eD	101	-	39,39,48	1.03	2 (5%)	42,45,54	1.18	4 (9%)
33	CYC	h6	201	-	46,46,46	2.23	15 (32%)	61,67,67	3.36	32 (52%)
36	CLA	c1	506	-	59,63,73	1.36	10 (16%)	71,101,113	1.61	9 (12%)
36	CLA	b1	604	7	69,73,73	1.23	11 (15%)	83,113,113	1.56	9 (10%)
33	CYC	cH	201	-	46,46,46	2.29	15 (32%)	61,67,67	3.86	31 (50%)
42	LHG	D1	409	-	48,48,48	0.91	2 (4%)	51,54,54	1.03	3 (5%)
33	CYC	lC	201	-	46,46,46	2.22	14 (30%)	61,67,67	3.37	32 (52%)
33	CYC	aK	201	4	46,46,46	2.25	15 (32%)	61,67,67	2.94	26 (42%)
33	CYC	c2	201	-	46,46,46	2.29	15 (32%)	61,67,67	3.86	31 (50%)
33	CYC	dI	201	-	46,46,46	2.23	15 (32%)	61,67,67	3.36	32 (52%)
36	CLA	C1	504	-	69,73,73	1.29	10 (14%)	83,113,113	1.44	10 (12%)
33	CYC	j3	202	-	46,46,46	0.78	0	61,67,67	0.81	1 (1%)
33	CYC	YF	201	4	46,46,46	2.57	19 (41%)	61,67,67	3.28	26 (42%)
33	CYC	t4	1001	4,2	46,46,46	3.00	20 (43%)	61,67,67	5.93	31 (50%)
33	CYC	k6	201	-	46,46,46	2.29	15 (32%)	61,67,67	3.88	31 (50%)
36	CLA	DD	406	9	69,73,73	1.25	10 (14%)	83,113,113	1.39	12 (14%)
36	CLA	c1	509	8	69,73,73	1.24	9 (13%)	83,113,113	2.11	11 (13%)
39	LMG	aD	407	-	51,51,55	0.92	2 (3%)	59,59,63	1.06	2 (3%)
44	DGD	c1	517	-	63,63,67	0.85	2 (3%)	77,77,81	1.00	3 (3%)
36	CLA	aD	405	-	69,73,73	1.25	11 (15%)	83,113,113	1.54	11 (13%)
33	CYC	VL	201	30	46,46,46	2.13	13 (28%)	61,67,67	3.21	32 (52%)
36	CLA	xE	101	25,9	69,73,73	1.23	11 (15%)	83,113,113	1.27	6 (7%)
36	CLA	c1	502	-	69,73,73	1.26	9 (13%)	83,113,113	1.40	8 (9%)
40	LMT	AE	409	-	24,24,36	1.13	3 (12%)	29,29,47	1.07	1 (3%)

Mol	Type	Chain	Res	Link	Bond lengths			Bond angles		
					Counts	RMSZ	$\#\|Z\|>2$	Counts	RMSZ	$\#\|Z\|>2$
36	CLA	a1	407	6	64,68,73	1.27	10 (15%)	77,107,113	1.55	12 (15%)
36	CLA	CE	509	8	69,73,73	1.24	11 (15%)	83,113,113	1.35	10 (12%)
36	CLA	cD	513	-	54,58,73	1.41	11 (20%)	65,95,113	1.45	6 (9%)
45	PHO	DE	403	9	58,69,69	2.67	16 (27%)	56,99,99	3.10	24 (42%)
36	CLA	bD	605	7	69,73,73	1.32	12 (17%)	83,113,113	1.35	8 (9%)
33	CYC	j2	201	-	46,46,46	2.22	15 (32%)	61,67,67	3.36	32 (52%)
43	BCR	cD	515	36,8	41,41,41	0.75	0	56,56,56	2.49	19 (33%)
39	LMG	bE	619	7	51,51,55	0.92	2 (3%)	59,59,63	1.17	3 (5%)
33	CYC	d6	201	-	46,46,46	2.23	15 (32%)	61,67,67	3.37	32 (52%)
43	BCR	bD	616	7,36	41,41,41	0.82	1 (2%)	56,56,56	2.51	22 (39%)
43	BCR	dD	407	-	41,41,41	0.70	0	56,56,56	1.82	13 (23%)
42	LHG	BD	620	-	48,48,48	0.93	2 (4%)	51,54,54	1.06	3 (5%)
33	CYC	gC	301	32	46,46,46	2.30	15 (32%)	61,67,67	3.89	32 (52%)
33	CYC	e3	201	32	46,46,46	2.30	15 (32%)	61,67,67	3.90	31 (50%)
33	CYC	g6	201	32	46,46,46	0.78	0	61,67,67	0.80	1 (1%)
36	CLA	cE	508	8	69,73,73	1.28	11 (15%)	83,113,113	1.39	13 (15%)
33	CYC	hC	201	-	46,46,46	2.22	15 (32%)	61,67,67	3.36	32 (52%)
39	LMG	jE	102	14,39	27,27,55	1.35	2 (7%)	35,35,63	1.11	2 (5%)
33	CYC	7G	201	5,4	46,46,46	2.68	20 (43%)	61,67,67	3.32	28 (45%)
33	CYC	YB	201	5,4	46,46,46	2.22	15 (32%)	61,67,67	3.19	30 (49%)
33	CYC	m7	201	-	46,46,46	0.80	0	61,67,67	0.79	1 (1%)
33	CYC	dH	201	-	46,46,46	2.23	15 (32%)	61,67,67	3.37	32 (52%)
33	CYC	c6	202	32	46,46,46	0.81	0	61,67,67	0.80	1 (1%)
36	CLA	CE	505	-	69,73,73	1.26	10 (14%)	83,113,113	1.38	10 (12%)
36	CLA	cD	505	-	69,73,73	1.27	10 (14%)	83,113,113	1.40	11 (13%)
36	CLA	CD	508	43,8	69,73,73	1.28	10 (14%)	83,113,113	1.64	16 (19%)
33	CYC	eI	202	-	46,46,46	0.78	0	61,67,67	0.79	1 (1%)
33	CYC	vB	201	4	46,46,46	2.27	16 (34%)	61,67,67	3.08	30 (49%)
33	CYC	i9	202	-	46,46,46	2.30	16 (34%)	61,67,67	3.89	31 (50%)
36	CLA	BD	610	-	69,73,73	1.31	13 (18%)	83,113,113	1.52	12 (14%)
33	CYC	c3	202	32	46,46,46	0.81	0	61,67,67	0.81	1 (1%)
36	CLA	CD	514	-	54,58,73	1.40	10 (18%)	65,95,113	1.41	6 (9%)
43	BCR	I1	102	13	41,41,41	0.79	0	56,56,56	2.77	18 (32%)
40	LMT	AD	412	-	36,36,36	1.21	4 (11%)	47,47,47	1.16	3 (6%)
37	PL9	dE	408	9	55,55,55	0.63	2 (3%)	68,69,69	1.62	17 (25%)

Mol	Type	Chain	Res	Link	Bond lengths			Bond angles		
					Counts	RMSZ	$\#\|Z\|>2$	Counts	RMSZ	$\#\|Z\|>2$
43	BCR	hD	105	12,25,36	41,41,41	0.93	2 (4%)	56,56,56	2.64	19 (33%)
33	CYC	jF	201	4	46,46,46	2.27	17 (36%)	61,67,67	2.83	28 (45%)
40	LMT	b1	601	7	36,36,36	1.34	8 (22%)	47,47,47	1.17	3 (6%)
40	LMT	dE	413	-	22,22,36	1.16	2 (9%)	27,27,47	1.01	1 (3%)
33	CYC	WL	201	4	46,46,46	2.28	15 (32%)	61,67,67	2.72	24 (39%)
33	CYC	h3	201	-	46,46,46	2.22	15 (32%)	61,67,67	3.37	32 (52%)
33	CYC	mK	201	30	46,46,46	2.13	13 (28%)	61,67,67	3.20	32 (52%)
33	CYC	JL	201	4,2	46,46,46	2.33	18 (39%)	61,67,67	3.17	27 (44%)
33	CYC	fJ	201	31	46,46,46	2.23	15 (32%)	61,67,67	3.37	32 (52%)
36	CLA	HE	101	12	64,68,73	1.29	11 (17%)	77,107,113	1.41	10 (12%)
33	CYC	2L	201	5,4	46,46,46	2.33	18 (39%)	61,67,67	3.16	33 (54%)
40	LMT	d1	404	-	24,24,36	1.15	2 (8%)	29,29,47	1.01	1 (3%)
47	HEM	VE	201	24	50,50,50	1.68	9 (18%)	66,82,82	1.90	14 (21%)
36	CLA	hD	102	12	64,68,73	1.30	11 (17%)	77,107,113	1.41	10 (12%)
33	CYC	f8	201	31	46,46,46	2.23	15 (32%)	61,67,67	3.37	32 (52%)
36	CLA	dD	405	-	69,73,73	1.29	11 (15%)	83,113,113	1.48	6 (7%)
40	LMT	B1	619	-	24,24,36	1.12	3 (12%)	29,29,47	1.04	1 (3%)
33	CYC	mH	201	-	46,46,46	0.80	0	61,67,67	0.79	1 (1%)
39	LMG	CD	502	-	51,51,55	0.93	2 (3%)	59,59,63	1.04	5 (8%)
33	CYC	j9	201	-	46,46,46	2.23	15 (32%)	61,67,67	3.36	32 (52%)
33	CYC	iI	201	-	46,46,46	0.78	0	61,67,67	0.80	1 (1%)
36	CLA	BE	614	7	69,73,73	1.35	9 (13%)	83,113,113	1.33	11 (13%)
33	CYC	b8	201	-	46,46,46	2.23	15 (32%)	61,67,67	3.36	32 (52%)
33	CYC	4G	201	3	46,46,46	2.10	15 (32%)	61,67,67	3.50	34 (55%)
36	CLA	B1	611	7	69,73,73	1.24	9 (13%)	83,113,113	1.68	13 (15%)
36	CLA	cE	514	-	69,73,73	1.25	11 (15%)	83,113,113	1.36	9 (10%)
44	DGD	cE	517	-	63,63,67	0.85	2 (3%)	77,77,81	1.00	3 (3%)
40	LMT	dD	412	-	25,25,36	1.10	2 (8%)	30,30,47	1.06	2 (6%)
45	PHO	DD	401	-	58,69,69	2.85	17 (29%)	56,99,99	3.24	25 (44%)
45	PHO	A1	412	6	58,69,69	3.10	18 (31%)	56,99,99	3.22	24 (42%)
33	CYC	hK	201	4	46,46,46	2.57	19 (41%)	61,67,67	3.26	26 (42%)
36	CLA	C1	512	-	69,73,73	1.25	10 (14%)	83,113,113	1.35	10 (12%)
44	DGD	CD	518	-	63,63,67	0.86	2 (3%)	77,77,81	1.08	5 (6%)
33	CYC	e6	202	-	46,46,46	0.78	0	61,67,67	0.79	1 (1%)
33	CYC	j5	202	-	46,46,46	0.78	0	61,67,67	0.81	1 (1%)

Mol	Type	Chain	Res	Link	Bond lengths			Bond angles		
					Counts	RMSZ	$\#\|Z\|>2$	Counts	RMSZ	$\#\|Z\|>2$
36	CLA	x1	101	25,9	69,73,73	1.24	11 (15%)	83,113,113	1.26	7 (8%)
33	CYC	IF	201	4	46,46,46	2.54	18 (39%)	61,67,67	3.30	29 (47%)
38	SQD	hE	103	12	34,35,54	1.65	6 (17%)	43,46,65	1.91	10 (23%)
33	CYC	jI	202	-	46,46,46	0.78	0	61,67,67	0.82	1 (1%)
33	CYC	g5	202	32	46,46,46	2.30	15 (32%)	61,67,67	3.89	32 (52%)
36	CLA	cD	507	43,8	69,73,73	1.25	8 (11%)	83,113,113	1.71	15 (18%)
43	BCR	bD	617	7	41,41,41	0.70	0	56,56,56	1.87	14 (25%)
33	CYC	e5	201	32	46,46,46	2.30	15 (32%)	61,67,67	3.89	31 (50%)
45	PHO	aE	412	-	50,61,69	2.97	15 (30%)	46,89,99	3.48	23 (50%)
33	CYC	b5	201	-	46,46,46	2.23	15 (32%)	61,67,67	3.36	32 (52%)
39	LMG	dE	411	9	51,51,55	0.95	2 (3%)	59,59,63	1.26	5 (8%)
33	CYC	hA	201	-	46,46,46	2.23	15 (32%)	61,67,67	3.37	32 (52%)
39	LMG	TD	101	-	36,36,55	1.15	2 (5%)	44,44,63	0.99	3 (6%)
42	LHG	dD	409	-	48,48,48	0.92	2 (4%)	51,54,54	1.03	2 (3%)
45	PHO	d1	402	9	58,69,69	2.92	18 (31%)	56,99,99	3.07	22 (39%)
33	CYC	e8	201	32	46,46,46	2.31	15 (32%)	61,67,67	3.89	31 (50%)
47	HEM	V1	201	24	50,50,50	1.68	9 (18%)	66,82,82	1.91	14 (21%)
40	LMT	dE	404	-	24,24,36	1.15	2 (8%)	29,29,47	1.01	1 (3%)
36	CLA	C1	509	8	69,73,73	1.24	10 (14%)	83,113,113	1.36	10 (12%)
36	CLA	dE	405	-	69,73,73	1.29	11 (15%)	83,113,113	1.48	6 (7%)
33	CYC	i2	201	-	46,46,46	0.78	0	61,67,67	0.80	1 (1%)
33	CYC	kC	201	-	46,46,46	2.29	15 (32%)	61,67,67	3.88	31 (50%)
33	CYC	hH	201	-	46,46,46	2.22	15 (32%)	61,67,67	3.36	32 (52%)
33	CYC	cI	202	32	46,46,46	0.81	0	61,67,67	0.80	1 (1%)
39	LMG	jD	102	14,39	27,27,55	1.35	2 (7%)	35,35,63	1.11	1 (2%)
37	PL9	aE	408	-	55,55,55	0.66	2 (3%)	68,69,69	1.46	12 (17%)
33	CYC	PG	201	3	46,46,46	2.28	15 (32%)	61,67,67	3.37	32 (52%)
40	LMT	BD	623	7	24,24,36	1.20	4 (16%)	29,29,47	1.14	1 (3%)
33	CYC	u4	201	4,3	46,46,46	2.35	13 (28%)	61,67,67	2.89	25 (40%)
47	HEM	fD	101	-	50,50,50	1.74	11 (22%)	66,82,82	1.84	17 (25%)
34	OEX	A1	401	6	0,14,14	-	-	-		
33	CYC	kJ	201	-	46,46,46	2.29	15 (32%)	61,67,67	3.88	31 (50%)
36	CLA	BE	605	-	69,73,73	1.28	11 (15%)	83,113,113	1.58	10 (12%)
43	BCR	BE	615	7,36	41,41,41	0.82	1 (2%)	56,56,56	2.51	22 (39%)
33	CYC	c8	202	32	46,46,46	0.81	0	61,67,67	0.81	1 (1%)

Mol	Type	Chain	Res	Link	Bond lengths			Bond angles		
					Counts	RMSZ	$\#\|Z\|>2$	Counts	RMSZ	$\#\|Z\|>2$
33	CYC	lH	201	-	46,46,46	2.22	15 (32%)	61,67,67	3.37	32 (52%)
40	LMT	D1	412	-	22,22,36	1.17	3 (13%)	27,27,47	1.03	1 (3%)
36	CLA	IE	101	13,6	64,68,73	1.28	11 (17%)	77,107,113	1.39	8 (10%)
36	CLA	bE	609	7	69,73,73	1.35	10 (14%)	83,113,113	1.71	12 (14%)
33	CYC	eC	201	32	46,46,46	2.30	15 (32%)	61,67,67	3.89	31 (50%)
43	BCR	b1	618	-	41,41,41	0.73	0	56,56,56	1.86	12 (21%)
33	CYC	m8	201	-	46,46,46	0.80	0	61,67,67	0.79	1 (1%)
33	CYC	e7	201	32	46,46,46	2.30	15 (32%)	61,67,67	3.89	31 (50%)
36	CLA	H1	101	12	64,68,73	1.30	11 (17%)	77,107,113	1.41	10 (12%)
36	CLA	XE	101	25	69,73,73	1.24	11 (15%)	83,113,113	1.26	7 (8%)
33	CYC	e3	202	-	46,46,46	0.78	0	61,67,67	0.79	1 (1%)
33	CYC	g6	202	32	46,46,46	2.30	15 (32%)	61,67,67	3.88	32 (52%)
33	CYC	kI	201	-	46,46,46	2.29	15 (32%)	61,67,67	3.88	31 (50%)
36	CLA	DE	405	-	69,73,73	1.28	11 (15%)	83,113,113	1.47	6 (7%)
33	CYC	wB	201	3	46,46,46	2.23	14 (30%)	61,67,67	2.96	24 (39%)
39	LMG	CE	502	-	51,51,55	0.93	2 (3%)	59,59,63	1.04	5 (8%)
39	LMG	d1	411	9	51,51,55	0.95	2 (3%)	59,59,63	1.27	5 (8%)
33	CYC	jA	202	-	46,46,46	0.78	0	61,67,67	0.81	1 (1%)
39	LMG	T1	101	-	36,36,55	1.15	2 (5%)	44,44,63	0.99	3 (6%)
33	CYC	C4	1001	2	46,46,46	2.24	18 (39%)	61,67,67	3.02	25 (40%)
33	CYC	GG	201	4,3	46,46,46	2.24	16 (34%)	61,67,67	3.18	27 (44%)
39	LMG	AD	408	-	36,36,55	1.09	2 (5%)	44,44,63	1.10	5 (11%)
43	BCR	bD	618	-	41,41,41	0.74	0	56,56,56	1.86	13 (23%)
33	CYC	OG	201	4	46,46,46	2.26	17 (36%)	61,67,67	3.29	27 (44%)
36	CLA	cD	506	8	69,73,73	1.31	11 (15%)	83,113,113	1.65	14 (16%)
36	CLA	d1	405	-	69,73,73	1.30	11 (15%)	83,113,113	1.48	6 (7%)
36	CLA	bE	603	-	49,53,73	1.48	10 (20%)	59,89,113	1.61	8 (13%)
33	CYC	k3	201	-	46,46,46	2.29	15 (32%)	61,67,67	3.88	31 (50%)
33	CYC	eA	202	-	46,46,46	0.78	0	61,67,67	0.79	1 (1%)
38	SQD	d1	414	9	33,34,54	1.48	4 (12%)	42,45,65	1.52	6 (14%)
44	DGD	c1	518	-	63,63,67	0.86	2 (3%)	77,77,81	1.11	6 (7%)
43	BCR	iD	102	-	41,41,41	0.78	1 (2%)	56,56,56	2.55	19 (33%)
36	CLA	I1	101	13,6	64,68,73	1.28	11 (17%)	77,107,113	1.39	8 (10%)
33	CYC	b2	201	-	46,46,46	2.23	15 (32%)	61,67,67	3.36	32 (52%)
36	CLA	aE	405	-	69,73,73	1.25	11 (15%)	83,113,113	1.54	10 (12%)

Mol	Type	Chain	Res	Link	Bond lengths			Bond angles		
					Counts	RMSZ	$\#\|Z\|>2$	Counts	RMSZ	$\#\|Z\|>2$
40	LMT	iE	103	-	24,24,36	1.14	2 (8%)	29,29,47	0.98	1 (3%)
42	LHG	dD	410	-	48,48,48	0.91	2 (4%)	51,54,54	1.03	3 (5%)
36	CLA	BD	602	7	69,73,73	1.22	11 (15%)	83,113,113	1.57	9 (10%)
37	PL9	A1	406	-	55,55,55	0.64	1 (1%)	68,69,69	1.47	11 (16%)
33	CYC	d3	201	-	46,46,46	2.23	15 (32%)	61,67,67	3.36	32 (52%)
42	LHG	DE	409	-	48,48,48	0.92	2 (4%)	51,54,54	1.03	2 (3%)
43	BCR	h1	105	12,25,36	41,41,41	0.93	2 (4%)	56,56,56	2.64	19 (33%)
33	CYC	9F	201	3	46,46,46	2.18	16 (34%)	61,67,67	3.00	24 (39%)
33	CYC	cK	201	4	46,46,46	2.17	18 (39%)	61,67,67	3.20	30 (49%)
36	CLA	BE	604	7	69,73,73	1.26	10 (14%)	83,113,113	1.48	12 (14%)
33	CYC	bJ	201	-	46,46,46	2.23	14 (30%)	61,67,67	3.36	32 (52%)
40	LMT	dE	412	-	25,25,36	1.11	2 (8%)	30,30,47	1.06	2 (6%)
36	CLA	bD	613	-	69,73,73	1.29	11 (15%)	83,113,113	1.33	6 (7%)
43	BCR	c1	519	-	41,41,41	0.83	0	56,56,56	2.01	16 (28%)
36	CLA	xD	101	25,9	69,73,73	1.23	11 (15%)	83,113,113	1.26	6 (7%)
43	BCR	dE	407	-	41,41,41	0.70	0	56,56,56	1.82	13 (23%)
47	HEM	EE	101	-	50,50,50	1.73	11 (22%)	66,82,82	1.83	16 (24%)
36	CLA	bD	612	7	69,73,73	1.24	8 (11%)	83,113,113	1.69	14 (16%)
39	LMG	BD	618	7	51,51,55	0.92	2 (3%)	59,59,63	1.17	3 (5%)
36	CLA	a1	406	-	69,73,73	1.25	11 (15%)	83,113,113	1.54	11 (13%)
42	LHG	d1	409	-	48,48,48	0.92	2 (4%)	51,54,54	1.03	2 (3%)
36	CLA	h1	101	43	69,73,73	1.75	10 (14%)	83,113,113	1.70	9 (10%)
33	CYC	jI	201	-	46,46,46	2.22	15 (32%)	61,67,67	3.37	32 (52%)
44	DGD	HE	102	-	63,63,67	0.85	2 (3%)	77,77,81	1.04	4 (5%)
36	CLA	aE	404	-	50,54,73	11.59	11 (22%)	60,90,113	1.61	8 (13%)
33	CYC	c5	201	-	46,46,46	2.29	15 (32%)	61,67,67	3.86	31 (50%)
36	CLA	AE	405	-	69,73,73	1.23	9 (13%)	83,113,113	1.63	14 (16%)
42	LHG	aD	411	6	37,37,48	1.04	2 (5%)	40,43,54	1.23	4 (10%)
36	CLA	C1	510	8	69,73,73	1.25	11 (15%)	83,113,113	2.19	17 (20%)
36	CLA	BD	601	-	49,53,73	1.47	10 (20%)	59,89,113	1.64	8 (13%)
38	SQD	dD	414	9	33,34,54	1.48	4 (12%)	42,45,65	1.52	6 (14%)
33	CYC	PL	201	3	46,46,46	2.28	15 (32%)	61,67,67	3.37	32 (52%)
36	CLA	BD	606	-	64,68,73	1.31	10 (15%)	77,107,113	1.51	13 (16%)
33	CYC	LK	201	4,3	46,46,46	2.34	17 (36%)	61,67,67	3.10	23 (37%)
36	CLA	cD	503	-	69,73,73	1.26	10 (14%)	83,113,113	1.39	8 (9%)

Mol	Type	Chain	Res	Link	Bond lengths			Bond angles		
					Counts	RMSZ	$\#\|Z\|>2$	Counts	RMSZ	$\#\|Z\|>2$
33	CYC	6G	201	3	46,46,46	2.23	18 (39%)	61,67,67	3.21	29 (47%)
44	DGD	hE	104	-	63,63,67	0.86	2 (3%)	77,77,81	1.14	6 (7%)
33	CYC	s4	201	3	46,46,46	2.21	15 (32%)	61,67,67	3.27	29 (47%)
33	CYC	h2	201	-	46,46,46	2.22	15 (32%)	61,67,67	3.36	32 (52%)
33	CYC	SB	201	4,3	46,46,46	2.35	14 (30%)	61,67,67	2.64	28 (45%)
33	CYC	i8	202	-	46,46,46	2.30	16 (34%)	61,67,67	3.89	31 (50%)
33	CYC	lJ	201	-	46,46,46	2.22	14 (30%)	61,67,67	3.37	32 (52%)
33	CYC	LL	201	4,2	46,46,46	2.37	19 (41%)	61,67,67	5.02	37 (60%)
33	CYC	kA	201	-	46,46,46	2.29	15 (32%)	61,67,67	3.88	31 (50%)
43	BCR	CD	520	-	41,41,41	0.72	0	56,56,56	1.89	13 (23%)
43	BCR	ZD	101	27	41,41,41	0.73	0	56,56,56	2.17	23 (41%)
38	SQD	BD	621	-	37,38,54	1.43	4 (10%)	46,49,65	4.33	9 (19%)
40	LMT	D1	411	-	25,25,36	1.10	2 (8%)	30,30,47	1.06	2 (6%)
36	CLA	c1	507	43,8	69,73,73	1.26	9 (13%)	83,113,113	1.72	15 (18%)
33	CYC	e6	201	32	46,46,46	2.30	15 (32%)	61,67,67	3.89	31 (50%)
43	BCR	c1	515	36,8	41,41,41	0.76	0	56,56,56	2.49	20 (35%)
36	CLA	b1	603	-	49,53,73	1.46	10 (20%)	59,89,113	1.61	9 (15%)
37	PL9	DD	408	9	55,55,55	0.63	2 (3%)	68,69,69	1.62	17 (25%)
33	CYC	nF	202	4,3	46,46,46	2.28	17 (36%)	61,67,67	2.76	25 (40%)
36	CLA	bE	604	7	69,73,73	1.23	11 (15%)	83,113,113	1.57	9 (10%)
41	BCT	A1	410	-	2,3,3	1.15	0	2,3,3	4.49	2 (100%)
33	CYC	bA	201	-	46,46,46	2.23	15 (32%)	61,67,67	3.36	32 (52%)
39	LMG	C1	521	39	51,51,55	0.92	2 (3%)	59,59,63	1.07	5 (8%)
33	CYC	j6	201	-	46,46,46	2.22	15 (32%)	61,67,67	3.37	32 (52%)
33	CYC	gH	201	32	46,46,46	0.78	0	61,67,67	0.80	1 (1%)
33	CYC	LF	201	4,3	46,46,46	2.34	17 (36%)	61,67,67	3.10	23 (37%)
33	CYC	l5	201	-	46,46,46	2.22	14 (30%)	61,67,67	3.37	32 (52%)
36	CLA	c1	513	-	54,58,73	1.41	11 (20%)	65,95,113	1.47	6 (9%)
33	CYC	W4	201	4	46,46,46	2.22	15 (32%)	61,67,67	3.03	29 (47%)
33	CYC	jA	201	-	46,46,46	2.22	15 (32%)	61,67,67	3.36	32 (52%)
39	LMG	yD	101	39	51,51,55	0.90	2 (3%)	59,59,63	1.08	5 (8%)
33	CYC	TG	201	3	46,46,46	2.30	17 (36%)	61,67,67	3.19	26 (42%)
33	CYC	y4	201	3	46,46,46	2.22	15 (32%)	61,67,67	3.38	28 (45%)
36	CLA	CD	506	8	69,73,73	1.29	11 (15%)	83,113,113	1.69	15 (18%)
36	CLA	c1	511	-	69,73,73	1.27	9 (13%)	83,113,113	1.41	6 (7%)

Mol	Type	Chain	Res	Link	Bond lengths			Bond angles		
					Counts	RMSZ	$\#\|Z\|>2$	Counts	RMSZ	$\#\|Z\|>2$
45	PHO	dD	402	9	46,57,69	3.58	15 (32%)	41,84,99	3.15	15 (36%)
47	HEM	vD	201	24	50,50,50	1.68	9 (18%)	66,82,82	1.89	14 (21%)
36	CLA	A1	405	-	69,73,73	1.23	9 (13%)	83,113,113	1.63	14 (16%)
33	CYC	j8	202	-	46,46,46	0.78	0	61,67,67	0.81	1 (1%)
33	CYC	c5	202	32	46,46,46	0.80	0	61,67,67	0.80	1 (1%)
33	CYC	jJ	201	-	46,46,46	2.22	15 (32%)	61,67,67	3.36	32 (52%)
45	PHO	aD	412	6	58,69,69	2.95	20 (34%)	56,99,99	3.06	23 (41%)
36	CLA	BD	614	7	69,73,73	1.35	9 (13%)	83,113,113	1.33	11 (13%)
44	DGD	HD	102	-	63,63,67	0.84	2 (3%)	77,77,81	1.04	4 (5%)
33	CYC	d9	201	-	46,46,46	2.23	15 (32%)	61,67,67	3.37	32 (52%)
33	CYC	h7	201	-	46,46,46	2.22	15 (32%)	61,67,67	3.36	32 (52%)
36	CLA	CD	503	-	69,73,73	1.24	11 (15%)	83,113,113	1.38	9 (10%)
33	CYC	i6	202	-	46,46,46	2.31	16 (34%)	61,67,67	3.89	31 (50%)
40	LMT	a1	401	-	36,36,36	1.28	5 (13%)	47,47,47	1.15	1 (2%)
33	CYC	eH	201	32	46,46,46	2.30	15 (32%)	61,67,67	3.89	31 (50%)
33	CYC	RB	201	5,4	46,46,46	2.55	17 (36%)	61,67,67	3.25	30 (49%)
33	CYC	b7	201	-	46,46,46	2.23	15 (32%)	61,67,67	3.37	32 (52%)
45	PHO	a1	413	-	46,57,69	3.57	15 (32%)	41,84,99	3.65	21 (51%)
36	CLA	bD	615	7	69,73,73	1.35	9 (13%)	83,113,113	1.33	11 (13%)
33	CYC	fF	201	3	46,46,46	2.28	17 (36%)	61,67,67	3.12	28 (45%)
33	CYC	bH	201	-	46,46,46	2.23	15 (32%)	61,67,67	3.36	32 (52%)
33	CYC	j7	201	-	46,46,46	2.22	15 (32%)	61,67,67	3.36	32 (52%)
40	LMT	bE	601	7	36,36,36	1.34	8 (22%)	47,47,47	1.17	3 (6%)
33	CYC	mJ	201	-	46,46,46	0.80	0	61,67,67	0.79	1 (1%)
33	CYC	HG	201	4,2	46,46,46	2.16	15 (32%)	61,67,67	3.76	33 (54%)
36	CLA	dE	403	-	69,73,73	1.24	9 (13%)	83,113,113	1.40	9 (10%)
33	CYC	JG	201	4,2	46,46,46	2.33	18 (39%)	61,67,67	3.17	27 (44%)
33	CYC	5L	201	5,4	46,46,46	2.27	17 (36%)	61,67,67	3.25	33 (54%)
33	CYC	CB	1001	2	46,46,46	2.25	18 (39%)	61,67,67	3.02	24 (39%)
36	CLA	HD	103	43	69,73,73	1.75	10 (14%)	83,113,113	1.71	9 (10%)
45	PHO	DD	403	9	51,62,69	3.23	19 (37%)	47,90,99	3.11	24 (51%)
33	CYC	i7	201	-	46,46,46	0.79	0	61,67,67	0.80	1 (1%)
37	PL9	D1	407	9	55,55,55	0.63	1 (1%)	68,69,69	1.62	17 (25%)
33	CYC	m5	201	-	46,46,46	0.80	0	61,67,67	0.79	1 (1%)
33	CYC	cI	201	-	46,46,46	2.30	15 (32%)	61,67,67	3.87	31 (50%)

Mol	Type	Chain	Res	Link	Bond lengths			Bond angles		
					Counts	RMSZ	$\#\|Z\|>2$	Counts	RMSZ	$\#\|Z\|>2$
36	CLA	bE	607	-	69,73,73	1.27	11 (15%)	83,113,113	1.58	10 (12%)
33	CYC	rB	201	4,2	46,46,46	2.21	18 (39%)	61,67,67	3.18	33 (54%)
33	CYC	r4	201	4,2	46,46,46	2.21	18 (39%)	61,67,67	3.18	34 (55%)
33	CYC	cC	201	-	46,46,46	2.30	15 (32%)	61,67,67	3.86	31 (50%)
33	CYC	f6	201	31	46,46,46	2.23	15 (32%)	61,67,67	3.37	32 (52%)
38	SQD	LD	102	-	42,43,54	1.35	5 (11%)	51,54,65	1.22	4 (7%)
38	SQD	AE	407	-	45,46,54	1.28	4 (8%)	54,57,65	1.27	4 (7%)
42	LHG	DD	410	-	48,48,48	0.91	2 (4%)	51,54,54	1.03	3 (5%)
33	CYC	mF	201	30	46,46,46	2.13	13 (28%)	61,67,67	3.20	32 (52%)
36	CLA	bE	610	-	69,73,73	1.25	10 (14%)	83,113,113	1.39	8 (9%)
41	BCT	AD	410	-	2,3,3	1.15	0	2,3,3	4.50	2 (100%)
37	PL9	dD	408	9	55,55,55	0.63	2 (3%)	68,69,69	1.62	17 (25%)
36	CLA	HD	101	12	64,68,73	1.29	11 (17%)	77,107,113	1.41	10 (12%)
36	CLA	b1	614	43	69,73,73	1.22	10 (14%)	83,113,113	1.37	8 (9%)
33	CYC	e2	201	32	46,46,46	2.30	15 (32%)	61,67,67	3.89	31 (50%)
33	CYC	g2	201	32	46,46,46	0.78	0	61,67,67	0.80	1 (1%)
33	CYC	k7	201	-	46,46,46	2.29	15 (32%)	61,67,67	3.88	31 (50%)
36	CLA	b1	609	7	69,73,73	1.35	10 (14%)	83,113,113	1.70	12 (14%)
33	CYC	V4	201	3	46,46,46	2.38	13 (28%)	61,67,67	3.22	28 (45%)
33	CYC	mA	201	-	46,46,46	0.80	0	61,67,67	0.79	1 (1%)
40	LMT	bE	621	-	24,24,36	1.12	2 (8%)	29,29,47	1.14	3 (10%)
33	CYC	MF	201	5,4	46,46,46	2.28	17 (36%)	61,67,67	3.21	30 (49%)
38	SQD	LE	102	-	42,43,54	1.35	5 (11%)	51,54,65	1.23	4 (7%)
43	BCR	B1	615	7,36	41,41,41	0.82	1 (2%)	56,56,56	2.51	22 (39%)
36	CLA	BE	610	-	69,73,73	1.31	13 (18%)	83,113,113	1.52	12 (14%)
40	LMT	dD	404	-	24,24,36	1.15	2 (8%)	29,29,47	1.01	2 (6%)
33	CYC	WB	201	4	46,46,46	2.22	15 (32%)	61,67,67	3.03	29 (47%)
47	HEM	f1	101	-	50,50,50	1.74	11 (22%)	66,82,82	1.85	17 (25%)
36	CLA	B1	603	7	69,73,73	1.33	12 (17%)	83,113,113	1.37	8 (9%)
33	CYC	MK	201	5,4	46,46,46	2.28	17 (36%)	61,67,67	3.20	30 (49%)
33	CYC	mC	201	-	46,46,46	0.80	0	61,67,67	0.79	1 (1%)
33	CYC	i3	201	-	46,46,46	0.78	0	61,67,67	0.80	1 (1%)
40	LMT	i1	102	-	24,24,36	1.15	2 (8%)	29,29,47	0.98	1 (3%)
33	CYC	d8	201	-	46,46,46	2.23	15 (32%)	61,67,67	3.37	32 (52%)
40	LMT	DD	404	-	24,24,36	1.16	3 (12%)	29,29,47	1.01	1 (3%)

Mol	Type	Chain	Res	Link	Bond lengths			Bond angles		
					Counts	RMSZ	$\#\|Z\|>2$	Counts	RMSZ	$\#\|Z\|>2$
36	CLA	BD	604	7	69,73,73	1.26	10 (14%)	83,113,113	1.48	11 (13%)
36	CLA	b1	615	7	69,73,73	1.34	9 (13%)	83,113,113	1.33	11 (13%)
33	CYC	iA	202	-	46,46,46	2.30	16 (34%)	61,67,67	3.89	31 (50%)
38	SQD	cE	502	8	53,54,54	1.18	4 (7%)	62,65,65	1.15	5 (8%)
36	CLA	cE	509	8	69,73,73	1.24	9 (13%)	83,113,113	2.11	12 (14%)
43	BCR	bE	617	7	41,41,41	0.70	0	56,56,56	1.87	14 (25%)
45	PHO	D1	402	9	58,69,69	2.68	15 (25%)	56,99,99	3.07	25 (44%)
33	CYC	SG	201	4,2	46,46,46	2.25	16 (34%)	61,67,67	2.97	28 (45%)
33	CYC	cA	202	32	46,46,46	0.81	0	61,67,67	0.80	1 (1%)
39	LMG	dD	411	9	51,51,55	0.95	2 (3%)	59,59,63	1.27	5 (8%)
40	LMT	A1	413	-	36,36,36	1.21	4 (11%)	47,47,47	1.16	3 (6%)
43	BCR	DD	407	-	41,41,41	0.71	0	56,56,56	1.82	12 (21%)
43	BCR	iE	102	-	41,41,41	0.78	1 (2%)	56,56,56	2.55	19 (33%)
33	CYC	S4	201	4,3	46,46,46	2.35	14 (30%)	61,67,67	2.64	29 (47%)
47	HEM	E1	101	-	50,50,50	1.73	11 (22%)	66,82,82	1.83	17 (25%)
36	CLA	aD	406	6	64,68,73	1.27	10 (15%)	77,107,113	1.54	12 (15%)
33	CYC	cJ	202	32	46,46,46	0.81	0	61,67,67	0.80	1 (1%)
33	CYC	iH	202	-	46,46,46	2.30	16 (34%)	61,67,67	3.89	31 (50%)
36	CLA	b1	607	-	69,73,73	1.26	11 (15%)	83,113,113	1.58	10 (12%)
39	LMG	AE	408	-	36,36,55	1.09	2 (5%)	44,44,63	1.10	5 (11%)
33	CYC	KG	201	4,3	46,46,46	2.24	16 (34%)	61,67,67	2.92	25 (40%)
33	CYC	g8	201	32	46,46,46	0.78	0	61,67,67	0.80	1 (1%)
43	BCR	BE	617	-	41,41,41	0.73	0	56,56,56	1.86	12 (21%)
33	CYC	jJ	202	-	46,46,46	0.78	0	61,67,67	0.81	1 (1%)
36	CLA	aE	406	6	64,68,73	1.27	10 (15%)	77,107,113	1.55	12 (15%)
33	CYC	NG	201	3	46,46,46	2.12	14 (30%)	61,67,67	3.10	27 (44%)
36	CLA	bE	605	7	69,73,73	1.33	12 (17%)	83,113,113	1.34	8 (9%)
40	LMT	bD	601	7	36,36,36	1.34	8 (22%)	47,47,47	1.17	3 (6%)
43	BCR	CE	516	36,8	41,41,41	0.76	0	56,56,56	2.24	18 (32%)
36	CLA	ID	101	13,6	64,68,73	1.28	11 (17%)	77,107,113	1.39	8 (10%)
36	CLA	CE	508	43,8	69,73,73	1.28	10 (14%)	83,113,113	1.64	15 (18%)
33	CYC	v4	201	4	46,46,46	2.27	16 (34%)	61,67,67	3.08	30 (49%)
33	CYC	i3	202	-	46,46,46	2.30	16 (34%)	61,67,67	3.89	31 (50%)
43	BCR	cE	515	36,8	41,41,41	0.75	0	56,56,56	2.49	20 (35%)
33	CYC	d5	201	-	46,46,46	2.23	15 (32%)	61,67,67	3.36	32 (52%)

Mol	Type	Chain	Res	Link	Bond lengths			Bond angles		
					Counts	RMSZ	$\#\|Z\|>2$	Counts	RMSZ	$\#\|Z\|>2$
36	CLA	bE	614	43	69,73,73	1.23	10 (14%)	83,113,113	1.36	8 (9%)
36	CLA	CD	510	8	69,73,73	1.24	11 (15%)	83,113,113	2.20	17 (20%)
36	CLA	c1	505	8	69,73,73	1.31	11 (15%)	83,113,113	1.65	14 (16%)
33	CYC	gJ	201	32	46,46,46	0.77	0	61,67,67	0.80	1 (1%)
36	CLA	iD	101	-	59,63,73	1.35	10 (16%)	71,101,113	1.60	9 (12%)
39	LMG	y1	101	39	51,51,55	0.91	2 (3%)	59,59,63	1.08	5 (8%)
33	CYC	O4	201	3	46,46,46	2.31	16 (34%)	61,67,67	2.80	23 (37%)
36	CLA	dD	403	-	69,73,73	1.24	8 (11%)	83,113,113	1.41	9 (10%)
40	LMT	DE	404	-	24,24,36	1.16	3 (12%)	29,29,47	1.01	1 (3%)
36	CLA	C1	508	43,8	69,73,73	1.28	11 (15%)	83,113,113	1.65	16 (19%)
40	LMT	b1	602	-	24,24,36	1.16	2 (8%)	29,29,47	1.02	0
33	CYC	cH	202	32	46,46,46	0.81	0	61,67,67	0.80	1 (1%)
36	CLA	bD	609	7	69,73,73	1.35	10 (14%)	83,113,113	1.70	12 (14%)
36	CLA	B1	602	7	69,73,73	1.22	11 (15%)	83,113,113	1.56	9 (10%)
38	SQD	CE	501	8	53,54,54	1.18	4 (7%)	62,65,65	1.18	7 (11%)
33	CYC	B4	1001	4,2	46,46,46	2.36	17 (36%)	61,67,67	3.10	27 (44%)
43	BCR	ZE	101	27	41,41,41	0.72	0	56,56,56	2.17	23 (41%)
43	BCR	zE	101	27	41,41,41	0.72	0	56,56,56	2.17	22 (39%)
40	LMT	BD	622	-	36,36,36	1.28	5 (13%)	47,47,47	1.15	1 (2%)
37	PL9	aD	408	-	55,55,55	0.66	1 (1%)	68,69,69	1.46	12 (17%)
33	CYC	d2	201	-	46,46,46	2.23	15 (32%)	61,67,67	3.37	32 (52%)
33	CYC	i7	202	-	46,46,46	2.30	16 (34%)	61,67,67	3.88	31 (50%)
33	CYC	fI	201	31	46,46,46	2.23	15 (32%)	61,67,67	3.38	32 (52%)
36	CLA	b1	613	-	69,73,73	1.29	11 (15%)	83,113,113	1.32	6 (7%)
36	CLA	BD	612	-	69,73,73	1.29	11 (15%)	83,113,113	1.32	6 (7%)
36	CLA	BE	601	-	49,53,73	1.48	10 (20%)	59,89,113	1.64	8 (13%)
44	DGD	H1	102	-	63,63,67	0.84	2 (3%)	77,77,81	1.04	4 (5%)
36	CLA	aD	404	-	50,54,73	11.60	11 (22%)	60,90,113	1.61	8 (13%)
33	CYC	NL	201	3	46,46,46	2.12	14 (30%)	61,67,67	3.10	27 (44%)
33	CYC	IK	201	4	46,46,46	2.54	18 (39%)	61,67,67	3.30	31 (50%)
33	CYC	eA	201	32	46,46,46	2.30	15 (32%)	61,67,67	3.89	31 (50%)
36	CLA	c1	503	-	69,73,73	1.33	11 (15%)	83,113,113	1.48	12 (14%)
36	CLA	hD	101	43	69,73,73	1.75	10 (14%)	83,113,113	1.70	11 (13%)
36	CLA	bD	606	7	69,73,73	1.26	10 (14%)	83,113,113	1.48	11 (13%)
44	DGD	CE	517	8	48,48,67	0.97	2 (4%)	62,62,81	1.27	8 (12%)

Mol	Type	Chain	Res	Link	Bond lengths			Bond angles		
					Counts	RMSZ	$\#\|Z\|>2$	Counts	RMSZ	$\#\|Z\|>2$
38	SQD	B1	622	-	37,38,54	1.43	4 (10%)	46,49,65	4.33	9 (19%)
36	CLA	BE	613	43	69,73,73	1.24	10 (14%)	83,113,113	1.37	7 (8%)
36	CLA	B1	614	7	69,73,73	1.35	9 (13%)	83,113,113	1.33	11 (13%)
39	LMG	yE	101	39	51,51,55	0.90	2 (3%)	59,59,63	1.08	4 (6%)
44	DGD	hD	104	-	63,63,67	0.86	2 (3%)	77,77,81	1.14	6 (7%)
33	CYC	iC	201	-	46,46,46	0.79	0	61,67,67	0.79	1 (1%)
38	SQD	LD	101	-	42,43,54	1.34	5 (11%)	51,54,65	1.22	4 (7%)
39	LMG	J1	102	14,39	27,27,55	1.30	2 (7%)	35,35,63	1.06	1 (2%)
33	CYC	RL	201	4,3	46,46,46	2.19	14 (30%)	61,67,67	3.04	28 (45%)
33	CYC	XK	201	3	46,46,46	2.30	16 (34%)	61,67,67	3.11	27 (44%)
33	CYC	m3	201	-	46,46,46	0.80	0	61,67,67	0.80	1 (1%)
33	CYC	3F	101	5,4	46,46,46	2.35	17 (36%)	61,67,67	3.05	29 (47%)
33	CYC	6L	201	3	46,46,46	2.23	18 (39%)	61,67,67	3.21	29 (47%)
44	DGD	C1	517	8	48,48,67	0.98	2 (4%)	62,62,81	1.27	8 (12%)
36	CLA	d1	406	9	69,73,73	1.26	11 (15%)	83,113,113	1.41	12 (14%)
33	CYC	VG	201	30	46,46,46	2.13	13 (28%)	61,67,67	3.21	32 (52%)
33	CYC	f9	201	31	46,46,46	2.22	15 (32%)	61,67,67	3.37	32 (52%)
33	CYC	lA	201	-	46,46,46	2.22	15 (32%)	61,67,67	3.37	32 (52%)
33	CYC	hJ	201	-	46,46,46	2.22	15 (32%)	61,67,67	3.36	32 (52%)
33	CYC	jC	202	-	46,46,46	0.78	0	61,67,67	0.82	1 (1%)
33	CYC	gC	302	32	46,46,46	0.78	0	61,67,67	0.80	1 (1%)
36	CLA	CD	509	8	69,73,73	1.24	11 (15%)	83,113,113	1.35	10 (12%)
33	CYC	5G	201	5,4	46,46,46	2.27	17 (36%)	61,67,67	3.25	33 (54%)
42	LHG	lE	101	-	48,48,48	0.92	2 (4%)	51,54,54	1.06	3 (5%)
33	CYC	dA	201	-	46,46,46	2.22	14 (30%)	61,67,67	3.37	32 (52%)
33	CYC	gA	301	32	46,46,46	2.30	15 (32%)	61,67,67	3.89	31 (50%)
33	CYC	l7	201	-	46,46,46	2.22	15 (32%)	61,67,67	3.37	32 (52%)
33	CYC	HL	201	4,2	46,46,46	2.15	15 (32%)	61,67,67	3.76	33 (54%)
43	BCR	XD	102	25,36	41,41,41	0.93	2 (4%)	56,56,56	2.63	20 (35%)
36	CLA	CE	514	-	54,58,73	1.40	10 (18%)	65,95,113	1.41	6 (9%)
36	CLA	dE	406	9	69,73,73	1.26	11 (15%)	83,113,113	1.41	12 (14%)
33	CYC	4L	201	3	46,46,46	2.10	14 (30%)	61,67,67	3.50	34 (55%)
36	CLA	bD	607	-	69,73,73	1.27	11 (15%)	83,113,113	1.58	10 (12%)
43	BCR	BD	616	7	41,41,41	0.69	0	56,56,56	1.87	14 (25%)
33	CYC	9K	201	3	46,46,46	2.18	16 (34%)	61,67,67	3.01	24 (39%)

Mol	Type	Chain	Res	Link	Bond lengths			Bond angles		
					Counts	RMSZ	$\#\|Z\|>2$	Counts	RMSZ	$\#\|Z\|>2$
33	CYC	e9	201	32	46,46,46	2.30	15 (32%)	61,67,67	3.89	31 (50%)
33	CYC	YK	201	4	46,46,46	2.57	19 (41%)	61,67,67	3.27	26 (42%)
33	CYC	gF	201	29	46,46,46	2.23	19 (41%)	61,67,67	3.22	29 (47%)
37	PL9	AE	406	-	55,55,55	0.64	1 (1%)	68,69,69	1.46	11 (16%)
33	CYC	T4	201	4	46,46,46	2.22	17 (36%)	61,67,67	3.20	33 (54%)
38	SQD	L1	102	-	42,43,54	1.35	5 (11%)	51,54,65	1.23	4 (7%)
33	CYC	dJ	201	-	46,46,46	2.23	14 (30%)	61,67,67	3.37	32 (52%)
36	CLA	c1	504	-	69,73,73	1.27	9 (13%)	83,113,113	1.41	11 (13%)
36	CLA	cE	513	-	54,58,73	1.41	11 (20%)	65,95,113	1.46	6 (9%)
38	SQD	dE	414	9	33,34,54	1.48	4 (12%)	42,45,65	1.52	6 (14%)
39	LMG	mE	101	-	36,36,55	1.12	2 (5%)	44,44,63	1.11	3 (6%)
33	CYC	k2	201	-	46,46,46	2.30	16 (34%)	61,67,67	3.89	31 (50%)
33	CYC	X4	201	4,3	46,46,46	2.35	16 (34%)	61,67,67	2.92	24 (39%)
36	CLA	AE	404	-	50,54,73	11.58	12 (24%)	60,90,113	2.06	12 (20%)
33	CYC	Z4	201	3	46,46,46	2.30	18 (39%)	61,67,67	2.94	23 (37%)
36	CLA	A1	404	-	50,54,73	11.58	12 (24%)	60,90,113	2.07	12 (20%)
39	LMG	JD	102	14,39	27,27,55	1.30	2 (7%)	35,35,63	1.06	1 (2%)
33	CYC	m9	201	-	46,46,46	0.79	0	61,67,67	0.80	1 (1%)
36	CLA	bE	613	-	69,73,73	1.29	11 (15%)	83,113,113	1.33	6 (7%)
33	CYC	j2	202	-	46,46,46	0.78	0	61,67,67	0.82	1 (1%)
33	CYC	aF	201	4	46,46,46	2.25	15 (32%)	61,67,67	2.94	26 (42%)
33	CYC	g8	202	32	46,46,46	2.31	15 (32%)	61,67,67	3.89	32 (52%)
33	CYC	eJ	201	32	46,46,46	2.30	15 (32%)	61,67,67	3.89	31 (50%)
43	BCR	Z1	101	27	41,41,41	0.73	0	56,56,56	2.16	23 (41%)
36	CLA	CD	511	8	69,73,73	1.25	8 (11%)	83,113,113	1.24	11 (13%)
33	CYC	iC	202	-	46,46,46	2.30	15 (32%)	61,67,67	3.89	31 (50%)
36	CLA	CE	515	-	69,73,73	1.25	10 (14%)	83,113,113	1.37	10 (12%)
39	LMG	MD	101	-	36,36,55	1.11	2 (5%)	44,44,63	1.11	3 (6%)
43	BCR	CD	519	-	41,41,41	0.74	0	56,56,56	1.79	14 (25%)
37	PL9	d1	408	9	55,55,55	0.63	2 (3%)	68,69,69	1.62	17 (25%)
33	CYC	f2	201	31	46,46,46	2.23	15 (32%)	61,67,67	3.38	32 (52%)
33	CYC	l8	201	-	46,46,46	2.22	15 (32%)	61,67,67	3.38	32 (52%)
33	CYC	h8	201	-	46,46,46	2.23	15 (32%)	61,67,67	3.37	32 (52%)
40	LMT	BE	622	-	36,36,36	1.28	5 (13%)	47,47,47	1.15	1 (2%)
33	CYC	PB	201	4	46,46,46	2.33	16 (34%)	61,67,67	2.99	28 (45%)

Mol	Type	Chain	Res	Link	Bond lengths			Bond angles		
					Counts	RMSZ	$\#\|Z\|>2$	Counts	RMSZ	$\#\|Z\|>2$
42	LHG	dE	409	-	48,48,48	0.92	2 (4%)	51,54,54	1.03	2 (3%)
33	CYC	o4	201	3	46,46,46	2.39	19 (41%)	61,67,67	3.09	26 (42%)
40	LMT	BD	619	-	24,24,36	1.12	3 (12%)	29,29,47	1.04	1 (3%)
33	CYC	i8	201	-	46,46,46	0.78	0	61,67,67	0.79	1 (1%)
39	LMG	C1	502	-	51,51,55	0.93	2 (3%)	59,59,63	1.04	5 (8%)
36	CLA	XD	101	25	69,73,73	1.24	11 (15%)	83,113,113	1.27	7 (8%)
33	CYC	fA	201	31	46,46,46	2.23	15 (32%)	61,67,67	3.37	32 (52%)
33	CYC	iJ	201	-	46,46,46	0.79	0	61,67,67	0.80	1 (1%)
36	CLA	CE	503	-	69,73,73	1.24	11 (15%)	83,113,113	1.38	9 (10%)
38	SQD	A1	407	-	45,46,54	1.28	4 (8%)	54,57,65	1.27	4 (7%)
33	CYC	KF	201	4	46,46,46	2.22	13 (28%)	61,67,67	3.24	32 (52%)
36	CLA	bD	603	-	49,53,73	1.47	10 (20%)	59,89,113	1.61	8 (13%)
36	CLA	bD	604	7	69,73,73	1.23	11 (15%)	83,113,113	1.57	9 (10%)
34	OEX	aE	401	6	0,14,14	-	-	-		
40	LMT	DD	412	-	25,25,36	1.11	2 (8%)	30,30,47	1.06	2 (6%)
33	CYC	j9	202	-	46,46,46	0.78	0	61,67,67	0.81	1 (1%)
36	CLA	cD	508	8	69,73,73	1.28	11 (15%)	83,113,113	1.39	13 (15%)
41	BCT	aE	410	46	2,3,3	1.15	0	2,3,3	4.48	2 (100%)
33	CYC	j5	201	-	46,46,46	2.22	15 (32%)	61,67,67	3.37	32 (52%)
36	CLA	X1	101	25	69,73,73	1.25	11 (15%)	83,113,113	1.26	6 (7%)
33	CYC	jH	201	-	46,46,46	2.22	15 (32%)	61,67,67	3.37	32 (52%)
33	CYC	GL	201	4,3	46,46,46	2.25	16 (34%)	61,67,67	3.19	27 (44%)
38	SQD	LE	101	-	42,43,54	1.34	5 (11%)	51,54,65	1.22	4 (7%)
36	CLA	B1	613	43	69,73,73	1.24	10 (14%)	83,113,113	1.36	8 (9%)
36	CLA	B1	610	-	69,73,73	1.31	13 (18%)	83,113,113	1.52	11 (13%)
43	BCR	ID	102	13	41,41,41	0.79	0	56,56,56	2.77	18 (32%)
33	CYC	dF	201	3	46,46,46	2.58	19 (41%)	61,67,67	3.28	27 (44%)
33	CYC	eH	202	-	46,46,46	0.78	0	61,67,67	0.79	1 (1%)
33	CYC	z4	201	4,2	46,46,46	2.27	18 (39%)	61,67,67	3.28	35 (57%)
33	CYC	uB	201	4,3	46,46,46	2.35	13 (28%)	61,67,67	2.89	25 (40%)
34	OEX	AD	401	6	0,14,14	-	-	-		
34	OEX	aD	401	6	0,14,14	-	-	-		
44	DGD	cE	518	-	63,63,67	0.86	2 (3%)	77,77,81	1.11	6 (7%)
44	DGD	h1	104	-	63,63,67	0.87	2 (3%)	77,77,81	1.14	6 (7%)
33	CYC	gK	201	29	46,46,46	2.23	19 (41%)	61,67,67	3.22	30 (49%)

Mol	Type	Chain	Res	Link	Bond lengths			Bond angles		
					Counts	RMSZ	$\#\|Z\|>2$	Counts	RMSZ	$\#\|Z\|>2$
44	DGD	J1	101	-	63,63,67	0.83	2 (3%)	77,77,81	0.99	4 (5%)
33	CYC	cF	201	4	46,46,46	2.16	18 (39%)	61,67,67	3.19	30 (49%)
40	LMT	j1	101	-	36,36,36	1.23	5 (13%)	47,47,47	1.24	6 (12%)
43	BCR	B1	617	-	41,41,41	0.73	0	56,56,56	1.86	12 (21%)
36	CLA	BE	609	-	69,73,73	1.25	10 (14%)	83,113,113	1.38	8 (9%)
33	CYC	c6	201	-	46,46,46	2.29	15 (32%)	61,67,67	3.86	31 (50%)
33	CYC	f7	201	31	46,46,46	2.23	15 (32%)	61,67,67	3.37	32 (52%)
33	CYC	nK	202	4,3	46,46,46	2.28	17 (36%)	61,67,67	2.75	25 (40%)
36	CLA	d1	403	-	69,73,73	1.24	9 (13%)	83,113,113	1.41	9 (10%)
36	CLA	bE	611	-	69,73,73	1.30	13 (18%)	83,113,113	1.52	10 (12%)
38	SQD	D1	413	9	33,34,54	1.48	4 (12%)	42,45,65	1.52	6 (14%)
36	CLA	H1	103	43	69,73,73	1.75	10 (14%)	83,113,113	1.71	9 (10%)
40	LMT	AD	409	-	24,24,36	1.14	3 (12%)	29,29,47	1.07	1 (3%)
33	CYC	fK	201	3	46,46,46	2.28	17 (36%)	61,67,67	3.12	28 (45%)
40	LMT	bE	620	-	24,24,36	1.11	2 (8%)	29,29,47	1.04	1 (3%)
36	CLA	cE	511	-	69,73,73	1.28	9 (13%)	83,113,113	1.41	6 (7%)
42	LHG	l1	101	-	48,48,48	0.92	2 (4%)	51,54,54	1.05	3 (5%)
36	CLA	CE	513	-	69,73,73	1.25	10 (14%)	83,113,113	1.44	9 (10%)
43	BCR	BE	616	7	41,41,41	0.69	0	56,56,56	1.88	14 (25%)
33	CYC	c9	201	-	46,46,46	2.29	15 (32%)	61,67,67	3.86	31 (50%)
33	CYC	bF	201	3	46,46,46	2.30	17 (36%)	61,67,67	3.20	27 (44%)
36	CLA	a1	405	-	50,54,73	11.60	12 (24%)	60,90,113	1.61	8 (13%)
43	BCR	cE	519	-	41,41,41	0.83	0	56,56,56	2.01	16 (28%)
39	LMG	tD	101	22	36,36,55	1.15	2 (5%)	44,44,63	0.99	3 (6%)
36	CLA	CD	507	-	59,63,73	1.36	10 (16%)	71,101,113	1.61	9 (12%)
36	CLA	CD	513	-	69,73,73	1.25	10 (14%)	83,113,113	1.45	10 (12%)
33	CYC	g7	202	32	46,46,46	2.31	15 (32%)	61,67,67	3.89	31 (50%)

In the following table, the Chirals column lists the number of chiral outliers, the number of chiral centers analysed, the number of these observed in the model and the number defined in the Chemical Component Dictionary. Similar counts are reported in the Torsion and Rings columns. '-' means no outliers of that kind were identified.

Mol	Type	Chain	Res	Link	Chirals	Torsions	Rings
33	CYC	f5	201	31	-	12/26/74/74	0/4/4/4
33	CYC	ZF	201	3	-	10/26/74/74	0/4/4/4

Continued on next page...

Continued from previous page...

Mol	Type	Chain	Res	Link	Chirals	Torsions	Rings
40	LMT	BE	623	7	-	8/15/35/61	0/1/1/2
33	CYC	aB	201	5,4	-	9/26/74/74	0/4/4/4
36	CLA	BD	609	-	-	17/39/115/115	-
37	PL9	AD	406	-	-	14/53/73/73	0/1/1/1
36	CLA	CE	511	8	-	21/39/115/115	-
36	CLA	B1	609	-	-	17/39/115/115	-
33	CYC	nF	201	5,4	-	6/26/74/74	0/4/4/4
33	CYC	cC	202	32	-	12/26/74/74	0/4/4/4
33	CYC	gI	302	32	-	12/26/74/74	0/4/4/4
39	LMG	DD	411	9	-	12/46/66/70	0/1/1/1
43	BCR	D1	406	-	-	7/29/63/63	0/2/2/2
36	CLA	B1	612	-	-	17/39/115/115	-
33	CYC	eF	201	4	-	10/26/74/74	0/4/4/4
42	LHG	aE	411	6	-	12/42/42/53	-
44	DGD	CD	517	8	-	15/36/76/95	0/2/2/2
36	CLA	C1	515	-	-	16/39/115/115	-
39	LMG	A1	408	-	-	9/31/51/70	0/1/1/1
39	LMG	D1	410	9	-	12/46/66/70	0/1/1/1
33	CYC	j7	202	-	-	12/26/74/74	0/4/4/4
33	CYC	eJ	202	-	-	12/26/74/74	0/4/4/4
39	LMG	mD	101	-	-	9/31/51/70	0/1/1/1
36	CLA	BD	603	7	-	18/39/115/115	-
33	CYC	bK	201	3	-	10/26/74/74	0/4/4/4
36	CLA	bE	615	7	-	14/39/115/115	-
36	CLA	bD	614	43	-	16/39/115/115	-
40	LMT	C1	520	8	-	8/15/35/61	0/1/1/2
40	LMT	bE	602	-	-	6/15/35/61	0/1/1/2
43	BCR	k1	102	-	-	2/29/63/63	0/2/2/2
47	HEM	v1	201	24	-	7/14/54/54	-
43	BCR	bE	618	-	-	4/29/63/63	0/2/2/2
33	CYC	e9	202	-	-	12/26/74/74	0/4/4/4
33	CYC	dK	201	3	-	7/26/74/74	0/4/4/4
39	LMG	b1	619	7	-	7/46/66/70	0/1/1/1
43	BCR	C1	516	36,8	-	10/29/63/63	0/2/2/2

Continued on next page...

Continued from previous page...

Mol	Type	Chain	Res	Link	Chirals	Torsions	Rings
33	CYC	m6	201	-	-	12/26/74/74	0/4/4/4
33	CYC	kK	201	3	-	8/26/74/74	0/4/4/4
36	CLA	CE	504	-	-	10/39/115/115	-
43	BCR	XE	102	25,36	-	7/29/63/63	0/2/2/2
36	CLA	BD	613	43	-	16/39/115/115	-
37	PL9	DE	408	9	-	8/53/73/73	0/1/1/1
33	CYC	iJ	202	-	-	8/26/74/74	0/4/4/4
36	CLA	AD	405	-	-	14/39/115/115	-
42	LHG	eE	101	-	-	16/44/44/53	-
33	CYC	LG	201	4,2	-	10/26/74/74	0/4/4/4
43	BCR	C1	519	-	-	2/29/63/63	0/2/2/2
36	CLA	BE	612	-	-	17/39/115/115	-
42	LHG	AE	411	6	-	10/42/42/53	-
44	DGD	c1	516	8	-	15/36/76/95	0/2/2/2
45	PHO	dE	402	9	-	13/28/94/103	0/5/6/6
44	DGD	cD	518	-	-	12/51/91/95	0/2/2/2
38	SQD	CD	501	8	-	10/49/69/69	0/1/1/1
36	CLA	c1	508	8	-	9/39/115/115	-
33	CYC	2G	201	5,4	-	8/26/74/74	0/4/4/4
36	CLA	AD	404	-	-	6/17/93/115	-
42	LHG	D1	408	-	-	13/53/53/53	-
43	BCR	ZE	102	-	-	2/29/63/63	0/2/2/2
33	CYC	c2	202	32	-	12/26/74/74	0/4/4/4
33	CYC	g2	202	32	-	8/26/74/74	0/4/4/4
42	LHG	a1	412	6	-	12/42/42/53	-
36	CLA	cE	504	-	-	11/39/115/115	-
33	CYC	c8	201	-	-	8/26/74/74	0/4/4/4
33	CYC	cJ	201	-	-	8/26/74/74	0/4/4/4
37	PL9	a1	409	-	-	15/53/73/73	0/1/1/1
33	CYC	bI	201	-	-	12/26/74/74	0/4/4/4
33	CYC	1L	201	4	-	11/26/74/74	0/4/4/4
33	CYC	SL	201	4,2	-	8/26/74/74	0/4/4/4
36	CLA	BE	608	-	-	14/39/115/115	-
33	CYC	jC	201	-	-	12/26/74/74	0/4/4/4

Continued on next page...

Continued from previous page...

Mol	Type	Chain	Res	Link	Chirals	Torsions	Rings
33	CYC	b9	201	-	-	12/26/74/74	0/4/4/4
36	CLA	cE	503	-	-	14/39/115/115	-
33	CYC	QB	201	4,3	-	8/26/74/74	0/4/4/4
40	LMT	BE	619	-	-	6/15/35/61	0/1/1/2
38	SQD	h1	103	12	-	17/30/50/69	0/1/1/1
44	DGD	JE	101	-	-	10/51/91/95	0/2/2/2
44	DGD	cE	516	8	-	15/36/76/95	0/2/2/2
36	CLA	cD	511	-	-	15/39/115/115	-
33	CYC	l9	201	-	-	12/26/74/74	0/4/4/4
40	LMT	B1	620	-	-	8/15/35/61	0/1/1/2
36	CLA	CE	506	8	-	17/39/115/115	-
33	CYC	Y4	201	5,4	-	11/26/74/74	0/4/4/4
33	CYC	3K	101	5,4	-	9/26/74/74	0/4/4/4
33	CYC	c9	202	32	-	12/26/74/74	0/4/4/4
36	CLA	b1	606	7	-	18/39/115/115	-
33	CYC	i2	202	-	-	8/26/74/74	0/4/4/4
43	BCR	b1	616	7,36	-	7/29/63/63	0/2/2/2
43	BCR	bE	616	7,36	-	7/29/63/63	0/2/2/2
33	CYC	l3	201	-	-	12/26/74/74	0/4/4/4
39	LMG	TE	101	-	-	7/31/51/70	0/1/1/1
36	CLA	iE	101	-	-	12/27/103/115	-
38	SQD	DE	414	9	-	10/29/49/69	0/1/1/1
33	CYC	zB	201	4,2	-	7/26/74/74	0/4/4/4
33	CYC	jK	201	4	-	8/26/74/74	0/4/4/4
39	LMG	CE	520	39	-	11/46/66/70	0/1/1/1
36	CLA	cE	512	-	-	15/39/115/115	-
36	CLA	CD	505	-	-	8/39/115/115	-
33	CYC	i6	201	-	-	12/26/74/74	0/4/4/4
39	LMG	M1	101	-	-	9/31/51/70	0/1/1/1
36	CLA	CE	510	8	-	8/39/115/115	-
36	CLA	cE	506	8	-	16/39/115/115	-
36	CLA	BD	608	-	-	14/39/115/115	-
38	SQD	L1	101	-	-	11/38/58/69	0/1/1/1
39	LMG	aD	409	-	-	12/31/51/70	0/1/1/1

Continued on next page...

Continued from previous page...

Mol	Type	Chain	Res	Link	Chirals	Torsions	Rings
42	LHG	lD	101	-	-	20/53/53/53	-
38	SQD	c1	501	8	-	17/49/69/69	0/1/1/1
36	CLA	CD	512	-	-	17/39/115/115	-
33	CYC	JF	201	3	-	8/26/74/74	0/4/4/4
40	LMT	bD	602	-	-	6/15/35/61	0/1/1/2
43	BCR	BD	615	7,36	-	7/29/63/63	0/2/2/2
33	CYC	p4	201	4,2	-	9/26/74/74	0/4/4/4
39	LMG	B1	618	7	-	7/46/66/70	0/1/1/1
43	BCR	z1	101	27	-	12/29/63/63	0/2/2/2
33	CYC	iI	202	-	-	8/26/74/74	0/4/4/4
36	CLA	c1	514	-	-	15/39/115/115	-
45	PHO	DE	401	-	-	20/37/103/103	0/5/6/6
33	CYC	XB	201	4,3	-	8/26/74/74	0/4/4/4
33	CYC	pB	201	4,2	-	9/26/74/74	0/4/4/4
42	LHG	AD	411	6	-	10/42/42/53	-
44	DGD	cD	516	8	-	15/36/76/95	0/2/2/2
36	CLA	c1	510	8	-	23/39/115/115	-
36	CLA	bD	610	-	-	17/39/115/115	-
33	CYC	i5	201	-	-	12/26/74/74	0/4/4/4
33	CYC	c7	201	-	-	8/26/74/74	0/4/4/4
33	CYC	BB	1002	2	-	6/26/74/74	0/4/4/4
33	CYC	g3	201	32	-	12/26/74/74	0/4/4/4
36	CLA	b1	605	7	-	18/39/115/115	-
33	CYC	iH	201	-	-	12/26/74/74	0/4/4/4
33	CYC	a4	201	5,4	-	10/26/74/74	0/4/4/4
33	CYC	sB	201	3	-	9/26/74/74	0/4/4/4
36	CLA	B1	604	7	-	18/39/115/115	-
36	CLA	B1	606	-	-	12/33/109/115	-
36	CLA	CD	504	-	-	10/39/115/115	-
33	CYC	qB	201	3	-	8/26/74/74	0/4/4/4
36	CLA	bD	611	-	-	20/39/115/115	-
38	SQD	DD	414	9	-	10/29/49/69	0/1/1/1
38	SQD	C1	501	8	-	10/49/69/69	0/1/1/1
40	LMT	B1	623	7	-	8/15/35/61	0/1/1/2

Continued on next page...

Continued from previous page...

Mol	Type	Chain	Res	Link	Chirals	Torsions	Rings
40	LMT	cE	501	-	-	8/15/35/61	0/1/1/2
36	CLA	bE	606	7	-	18/39/115/115	-
38	SQD	AD	407	-	-	19/41/61/69	0/1/1/1
33	CYC	nK	201	5,4	-	6/26/74/74	0/4/4/4
33	CYC	QG	201	29	-	9/26/74/74	0/4/4/4
33	CYC	eI	201	32	-	8/26/74/74	0/4/4/4
33	CYC	AG	201	4,3	-	8/26/74/74	0/4/4/4
33	CYC	hF	201	4	-	7/26/74/74	0/4/4/4
36	CLA	C1	506	8	-	17/39/115/115	-
42	LHG	BE	620	-	-	20/53/53/53	-
43	BCR	IE	102	13	-	10/29/63/63	0/2/2/2
40	LMT	dD	413	-	-	8/13/33/61	0/1/1/2
33	CYC	d7	201	-	-	12/26/74/74	0/4/4/4
33	CYC	g7	201	32	-	12/26/74/74	0/4/4/4
39	LMG	a1	410	-	-	12/31/51/70	0/1/1/1
40	LMT	d1	412	-	-	10/17/37/61	0/1/1/2
40	LMT	DE	413	-	-	6/13/33/61	0/1/1/2
43	BCR	d1	407	-	-	7/29/63/63	0/2/2/2
36	CLA	cE	510	8	-	23/39/115/115	-
36	CLA	CE	512	-	-	17/39/115/115	-
36	CLA	BD	607	7	-	15/39/115/115	-
36	CLA	cE	505	-	-	8/39/115/115	-
42	LHG	DE	410	-	-	17/53/53/53	-
33	CYC	MG	201	4,2	-	13/26/74/74	0/4/4/4
33	CYC	ZK	201	3	-	10/26/74/74	0/4/4/4
44	DGD	JD	101	-	-	10/51/91/95	0/2/2/2
33	CYC	gI	301	32	-	8/26/74/74	0/4/4/4
43	BCR	B1	616	7	-	2/29/63/63	0/2/2/2
42	LHG	d1	410	-	-	17/53/53/53	-
36	CLA	C1	513	-	-	14/39/115/115	-
33	CYC	dC	201	-	-	12/26/74/74	0/4/4/4
36	CLA	h1	102	12	-	12/33/109/115	-
33	CYC	OL	201	4	-	7/26/74/74	0/4/4/4
33	CYC	7L	201	5,4	-	12/26/74/74	0/4/4/4

Continued on next page...

Continued from previous page...

Mol	Type	Chain	Res	Link	Chirals	Torsions	Rings
43	BCR	b1	617	7	-	2/29/63/63	0/2/2/2
36	CLA	C1	505	-	-	8/39/115/115	-
43	BCR	i1	101	-	-	6/29/63/63	0/2/2/2
33	CYC	j8	201	-	-	12/26/74/74	0/4/4/4
36	CLA	HE	103	43	-	13/39/115/115	-
40	LMT	cD	501	-	-	8/15/35/61	0/1/1/2
33	CYC	e2	202	-	-	12/26/74/74	0/4/4/4
36	CLA	b1	611	-	-	20/39/115/115	-
42	LHG	dE	410	-	-	17/53/53/53	-
39	LMG	tE	101	22	-	7/31/51/70	0/1/1/1
39	LMG	aE	407	-	-	9/46/66/70	0/1/1/1
33	CYC	WG	201	4	-	6/26/74/74	0/4/4/4
33	CYC	q4	201	3	-	8/26/74/74	0/4/4/4
33	CYC	k9	201	-	-	8/26/74/74	0/4/4/4
36	CLA	BE	603	7	-	18/39/115/115	-
36	CLA	BE	611	7	-	17/39/115/115	-
39	LMG	DE	411	9	-	12/46/66/70	0/1/1/1
33	CYC	JK	201	3	-	8/26/74/74	0/4/4/4
33	CYC	yB	201	3	-	10/26/74/74	0/4/4/4
43	BCR	kE	102	-	-	2/29/63/63	0/2/2/2
33	CYC	IG	201	3	-	7/26/74/74	0/4/4/4
42	LHG	DD	409	-	-	13/53/53/53	-
33	CYC	kH	201	-	-	8/26/74/74	0/4/4/4
38	SQD	cD	502	8	-	17/49/69/69	0/1/1/1
43	BCR	CD	516	36,8	-	10/29/63/63	0/2/2/2
36	CLA	b1	610	-	-	17/39/115/115	-
36	CLA	bE	608	-	-	12/33/109/115	-
33	CYC	l2	201	-	-	12/26/74/74	0/4/4/4
38	SQD	BE	621	-	-	14/33/53/69	0/1/1/1
33	CYC	g9	201	32	-	12/26/74/74	0/4/4/4
36	CLA	bE	612	7	-	17/39/115/115	-
39	LMG	bD	619	7	-	7/46/66/70	0/1/1/1
33	CYC	TL	201	3	-	9/26/74/74	0/4/4/4
36	CLA	B1	601	-	-	9/15/91/115	-

Continued on next page...

Continued from previous page...

Mol	Type	Chain	Res	Link	Chirals	Torsions	Rings
39	LMG	a1	408	-	-	9/46/66/70	0/1/1/1
43	BCR	DE	407	-	-	7/29/63/63	0/2/2/2
39	LMG	j1	102	14,39	-	13/22/42/70	0/1/1/1
43	BCR	kD	102	-	-	2/29/63/63	0/2/2/2
36	CLA	dD	406	9	-	13/39/115/115	-
33	CYC	ZB	201	3	-	6/26/74/74	0/4/4/4
36	CLA	BD	605	-	-	11/39/115/115	-
33	CYC	jH	202	-	-	12/26/74/74	0/4/4/4
36	CLA	c1	512	-	-	15/39/115/115	-
33	CYC	eK	201	4	-	10/26/74/74	0/4/4/4
36	CLA	B1	605	-	-	11/39/115/115	-
43	BCR	Z1	102	-	-	2/29/63/63	0/2/2/2
39	LMG	ME	101	-	-	9/31/51/70	0/1/1/1
33	CYC	XF	201	3	-	12/26/74/74	0/4/4/4
33	CYC	w4	201	3	-	12/26/74/74	0/4/4/4
44	DGD	cD	517	-	-	17/51/91/95	0/2/2/2
43	BCR	X1	102	25,36	-	7/29/63/63	0/2/2/2
36	CLA	bD	608	-	-	12/33/109/115	-
44	DGD	CE	518	-	-	19/51/91/95	0/2/2/2
33	CYC	RG	201	4,3	-	10/26/74/74	0/4/4/4
39	LMG	BE	618	7	-	7/46/66/70	0/1/1/1
36	CLA	hE	102	12	-	12/33/109/115	-
40	LMT	AE	412	-	-	14/21/61/61	0/2/2/2
40	LMT	d1	413	-	-	8/13/33/61	0/1/1/2
33	CYC	eC	202	-	-	12/26/74/74	0/4/4/4
33	CYC	c7	202	32	-	12/26/74/74	0/4/4/4
36	CLA	BE	607	7	-	15/39/115/115	-
40	LMT	A1	409	-	-	7/15/35/61	0/1/1/2
33	CYC	gJ	202	32	-	8/26/74/74	0/4/4/4
42	LHG	A1	411	6	-	10/42/42/53	-
43	BCR	CE	519	-	-	2/29/63/63	0/2/2/2
33	CYC	gA	302	32	-	12/26/74/74	0/4/4/4
36	CLA	BD	611	7	-	17/39/115/115	-
33	CYC	e8	202	-	-	12/26/74/74	0/4/4/4

Continued on next page...

Continued from previous page...

Mol	Type	Chain	Res	Link	Chirals	Torsions	Rings
43	BCR	zD	101	27	-	12/29/63/63	0/2/2/2
33	CYC	iA	201	-	-	12/26/74/74	0/4/4/4
33	CYC	tB	1001	4,2	-	16/26/74/74	0/4/4/4
44	DGD	C1	518	-	-	19/51/91/95	0/2/2/2
33	CYC	P4	201	4	-	11/26/74/74	0/4/4/4
39	LMG	m1	101	-	-	9/31/51/70	0/1/1/1
33	CYC	g9	202	32	-	8/26/74/74	0/4/4/4
36	CLA	cD	514	-	-	15/39/115/115	-
36	CLA	C1	511	8	-	21/39/115/115	-
40	LMT	D1	403	-	-	8/15/35/61	0/1/1/2
42	LHG	e1	101	-	-	16/44/44/53	-
36	CLA	hE	101	43	-	13/39/115/115	-
36	CLA	cE	507	43,8	-	20/39/115/115	-
33	CYC	e5	202	-	-	12/26/74/74	0/4/4/4
33	CYC	Q4	201	4,3	-	8/26/74/74	0/4/4/4
33	CYC	mI	201	-	-	12/26/74/74	0/4/4/4
33	CYC	OB	201	3	-	9/26/74/74	0/4/4/4
36	CLA	C1	514	-	-	7/21/97/115	-
39	LMG	JE	102	14,39	-	9/22/42/70	0/1/1/1
40	LMT	jD	101	-	-	11/21/61/61	0/2/2/2
33	CYC	cA	201	-	-	8/26/74/74	0/4/4/4
36	CLA	cD	510	8	-	23/39/115/115	-
33	CYC	hI	201	-	-	12/26/74/74	0/4/4/4
43	BCR	hE	105	12,25,36	-	7/29/63/63	0/2/2/2
36	CLA	b1	612	7	-	17/39/115/115	-
40	LMT	bD	620	-	-	6/15/35/61	0/1/1/2
36	CLA	DE	406	9	-	13/39/115/115	-
36	CLA	b1	608	-	-	12/33/109/115	-
33	CYC	i5	202	-	-	8/26/74/74	0/4/4/4
36	CLA	BE	602	7	-	16/39/115/115	-
39	LMG	t1	101	22	-	7/31/51/70	0/1/1/1
33	CYC	g3	202	32	-	8/26/74/74	0/4/4/4
33	CYC	f3	201	31	-	12/26/74/74	0/4/4/4
33	CYC	1G	201	4	-	11/26/74/74	0/4/4/4

Continued on next page...

Continued from previous page...

Mol	Type	Chain	Res	Link	Chirals	Torsions	Rings
33	CYC	R4	201	5,4	-	9/26/74/74	0/4/4/4
33	CYC	i9	201	-	-	12/26/74/74	0/4/4/4
47	HEM	ED	101	-	-	10/14/54/54	-
33	CYC	bC	201	-	-	12/26/74/74	0/4/4/4
38	SQD	hD	103	12	-	17/30/50/69	0/1/1/1
33	CYC	ML	201	4,2	-	13/26/74/74	0/4/4/4
33	CYC	QL	201	29	-	9/26/74/74	0/4/4/4
43	BCR	BD	617	-	-	4/29/63/63	0/2/2/2
47	HEM	fE	101	-	-	10/14/54/54	-
33	CYC	oB	201	3	-	11/26/74/74	0/4/4/4
33	CYC	VB	201	3	-	14/26/74/74	0/4/4/4
33	CYC	fC	201	31	-	12/26/74/74	0/4/4/4
36	CLA	cD	504	-	-	11/39/115/115	-
39	LMG	CD	522	39	-	11/46/66/70	0/1/1/1
33	CYC	h5	201	-	-	12/26/74/74	0/4/4/4
36	CLA	C1	503	-	-	17/39/115/115	-
39	LMG	aE	409	-	-	12/31/51/70	0/1/1/1
40	LMT	DD	413	-	-	6/13/33/61	0/1/1/2
42	LHG	B1	621	-	-	20/53/53/53	-
33	CYC	c3	201	-	-	8/26/74/74	0/4/4/4
33	CYC	e7	202	-	-	12/26/74/74	0/4/4/4
36	CLA	CE	507	-	-	16/27/103/115	-
33	CYC	g5	201	32	-	12/26/74/74	0/4/4/4
33	CYC	B4	1002	2	-	6/26/74/74	0/4/4/4
33	CYC	lI	201	-	-	12/26/74/74	0/4/4/4
36	CLA	D1	404	-	-	13/39/115/115	-
33	CYC	k5	201	-	-	8/26/74/74	0/4/4/4
36	CLA	cD	512	-	-	15/39/115/115	-
33	CYC	fH	201	31	-	12/26/74/74	0/4/4/4
36	CLA	B1	608	-	-	14/39/115/115	-
36	CLA	BE	606	-	-	12/33/109/115	-
40	LMT	b1	620	-	-	6/15/35/61	0/1/1/2
36	CLA	CD	515	-	-	16/39/115/115	-
36	CLA	cD	509	8	-	8/39/115/115	-

Continued on next page...

Continued from previous page...

Mol	Type	Chain	Res	Link	Chirals	Torsions	Rings
36	CLA	C1	507	-	-	16/27/103/115	-
33	CYC	l6	201	-	-	12/26/74/74	0/4/4/4
40	LMT	iD	103	-	-	7/15/35/61	0/1/1/2
33	CYC	KL	201	4,3	-	9/26/74/74	0/4/4/4
33	CYC	AL	201	4,3	-	8/26/74/74	0/4/4/4
33	CYC	j3	201	-	-	12/26/74/74	0/4/4/4
33	CYC	k8	201	-	-	8/26/74/74	0/4/4/4
47	HEM	VD	201	24	-	7/14/54/54	-
43	BCR	cD	519	-	-	3/29/63/63	0/2/2/2
36	CLA	B1	607	7	-	15/39/115/115	-
40	LMT	jE	101	-	-	11/21/61/61	0/2/2/2
33	CYC	KK	201	4	-	9/26/74/74	0/4/4/4
40	LMT	DE	412	-	-	10/17/37/61	0/1/1/2
33	CYC	BB	1001	4,2	-	13/26/74/74	0/4/4/4
40	LMT	CD	521	-	-	8/15/35/61	0/1/1/2
33	CYC	m2	201	-	-	12/26/74/74	0/4/4/4
36	CLA	D1	405	9	-	13/39/115/115	-
33	CYC	TB	201	4	-	11/26/74/74	0/4/4/4
33	CYC	j6	202	-	-	12/26/74/74	0/4/4/4
33	CYC	b6	201	-	-	12/26/74/74	0/4/4/4
33	CYC	kF	201	3	-	8/26/74/74	0/4/4/4
33	CYC	gH	202	32	-	8/26/74/74	0/4/4/4
47	HEM	vE	201	24	-	7/14/54/54	-
36	CLA	DD	405	-	-	13/39/115/115	-
33	CYC	h9	201	-	-	12/26/74/74	0/4/4/4
33	CYC	b3	201	-	-	12/26/74/74	0/4/4/4
33	CYC	IL	201	-	-	7/26/74/74	0/4/4/4
42	LHG	eD	101	-	-	16/44/44/53	-
33	CYC	h6	201	-	-	12/26/74/74	0/4/4/4
36	CLA	c1	506	-	-	12/27/103/115	-
36	CLA	b1	604	7	-	16/39/115/115	-
33	CYC	cH	201	-	-	8/26/74/74	0/4/4/4
42	LHG	D1	409	-	-	17/53/53/53	-
33	CYC	lC	201	-	-	12/26/74/74	0/4/4/4

Continued on next page...

Continued from previous page...

Mol	Type	Chain	Res	Link	Chirals	Torsions	Rings
33	CYC	aK	201	4	-	10/26/74/74	0/4/4/4
33	CYC	c2	201	-	-	8/26/74/74	0/4/4/4
33	CYC	dI	201	-	-	12/26/74/74	0/4/4/4
36	CLA	C1	504	-	-	10/39/115/115	-
33	CYC	j3	202	-	-	12/26/74/74	0/4/4/4
33	CYC	YF	201	4	-	7/26/74/74	0/4/4/4
33	CYC	t4	1001	4,2	-	16/26/74/74	0/4/4/4
33	CYC	k6	201	-	-	8/26/74/74	0/4/4/4
36	CLA	DD	406	9	-	13/39/115/115	-
36	CLA	c1	509	8	-	8/39/115/115	-
39	LMG	aD	407	-	-	9/46/66/70	0/1/1/1
44	DGD	c1	517	-	-	17/51/91/95	0/2/2/2
36	CLA	aD	405	-	-	16/39/115/115	-
33	CYC	VL	201	30	-	12/26/74/74	0/4/4/4
36	CLA	xE	101	25,9	-	22/39/115/115	-
36	CLA	c1	502	-	-	14/39/115/115	-
40	LMT	AE	409	-	-	7/15/35/61	0/1/1/2
36	CLA	a1	407	6	-	16/33/109/115	-
36	CLA	CE	509	8	-	15/39/115/115	-
36	CLA	cD	513	-	-	9/21/97/115	-
45	PHO	DE	403	9	-	18/37/103/103	0/5/6/6
36	CLA	bD	605	7	-	18/39/115/115	-
33	CYC	j2	201	-	-	12/26/74/74	0/4/4/4
43	BCR	cD	515	36,8	-	12/29/63/63	0/2/2/2
39	LMG	bE	619	7	-	7/46/66/70	0/1/1/1
33	CYC	d6	201	-	-	12/26/74/74	0/4/4/4
43	BCR	bD	616	7,36	-	7/29/63/63	0/2/2/2
43	BCR	dD	407	-	-	7/29/63/63	0/2/2/2
42	LHG	BD	620	-	-	20/53/53/53	-
33	CYC	gC	301	32	-	8/26/74/74	0/4/4/4
33	CYC	e3	201	32	-	8/26/74/74	0/4/4/4
33	CYC	g6	201	32	-	12/26/74/74	0/4/4/4
36	CLA	cE	508	8	-	9/39/115/115	-
33	CYC	hC	201	-	-	12/26/74/74	0/4/4/4

Continued on next page...

Continued from previous page...

Mol	Type	Chain	Res	Link	Chirals	Torsions	Rings
39	LMG	jE	102	14,39	-	13/22/42/70	0/1/1/1
33	CYC	7G	201	5,4	-	12/26/74/74	0/4/4/4
33	CYC	YB	201	5,4	-	11/26/74/74	0/4/4/4
33	CYC	m7	201	-	-	12/26/74/74	0/4/4/4
33	CYC	dH	201	-	-	12/26/74/74	0/4/4/4
33	CYC	c6	202	32	-	12/26/74/74	0/4/4/4
36	CLA	CE	505	-	-	8/39/115/115	-
36	CLA	cD	505	-	-	8/39/115/115	-
36	CLA	CD	508	43,8	-	15/39/115/115	-
33	CYC	eI	202	-	-	12/26/74/74	0/4/4/4
33	CYC	vB	201	4	-	7/26/74/74	0/4/4/4
33	CYC	i9	202	-	-	8/26/74/74	0/4/4/4
36	CLA	BD	610	-	-	20/39/115/115	-
33	CYC	c3	202	32	-	12/26/74/74	0/4/4/4
36	CLA	CD	514	-	-	7/21/97/115	-
43	BCR	I1	102	13	-	10/29/63/63	0/2/2/2
40	LMT	AD	412	-	-	14/21/61/61	0/2/2/2
37	PL9	dE	408	9	-	8/53/73/73	0/1/1/1
43	BCR	hD	105	12,25,36	-	7/29/63/63	0/2/2/2
33	CYC	jF	201	4	-	8/26/74/74	0/4/4/4
40	LMT	b1	601	7	-	9/21/61/61	0/2/2/2
40	LMT	dE	413	-	-	8/13/33/61	0/1/1/2
33	CYC	WL	201	4	-	6/26/74/74	0/4/4/4
33	CYC	h3	201	-	-	12/26/74/74	0/4/4/4
33	CYC	mK	201	30	-	12/26/74/74	0/4/4/4
33	CYC	JL	201	4,2	-	9/26/74/74	0/4/4/4
33	CYC	fJ	201	31	-	12/26/74/74	0/4/4/4
36	CLA	HE	101	12	-	12/33/109/115	-
33	CYC	2L	201	5,4	-	8/26/74/74	0/4/4/4
40	LMT	d1	404	-	-	8/15/35/61	0/1/1/2
47	HEM	VE	201	24	-	7/14/54/54	-
36	CLA	hD	102	12	-	12/33/109/115	-
33	CYC	f8	201	31	-	12/26/74/74	0/4/4/4
36	CLA	dD	405	-	-	13/39/115/115	-

Continued on next page...

Continued from previous page...

Mol	Type	Chain	Res	Link	Chirals	Torsions	Rings
40	LMT	B1	619	-	-	6/15/35/61	0/1/1/2
33	CYC	mH	201	-	-	12/26/74/74	0/4/4/4
39	LMG	CD	502	-	-	13/46/66/70	0/1/1/1
33	CYC	j9	201	-	-	12/26/74/74	0/4/4/4
33	CYC	iI	201	-	-	12/26/74/74	0/4/4/4
36	CLA	BE	614	7	-	14/39/115/115	-
33	CYC	b8	201	-	-	12/26/74/74	0/4/4/4
33	CYC	4G	201	3	-	9/26/74/74	0/4/4/4
36	CLA	B1	611	7	-	17/39/115/115	-
36	CLA	cE	514	-	-	15/39/115/115	-
44	DGD	cE	517	-	-	17/51/91/95	0/2/2/2
40	LMT	dD	412	-	-	10/17/37/61	0/1/1/2
45	PHO	DD	401	-	-	18/37/103/103	0/5/6/6
45	PHO	A1	412	6	-	20/37/103/103	0/5/6/6
33	CYC	hK	201	4	-	7/26/74/74	0/4/4/4
36	CLA	C1	512	-	-	17/39/115/115	-
44	DGD	CD	518	-	-	19/51/91/95	0/2/2/2
33	CYC	e6	202	-	-	12/26/74/74	0/4/4/4
33	CYC	j5	202	-	-	12/26/74/74	0/4/4/4
36	CLA	x1	101	25,9	-	22/39/115/115	-
33	CYC	IF	201	4	-	10/26/74/74	0/4/4/4
38	SQD	hE	103	12	-	17/30/50/69	0/1/1/1
33	CYC	jI	202	-	-	12/26/74/74	0/4/4/4
33	CYC	g5	202	32	-	8/26/74/74	0/4/4/4
36	CLA	cD	507	43,8	-	20/39/115/115	-
43	BCR	bD	617	7	-	2/29/63/63	0/2/2/2
33	CYC	e5	201	32	-	8/26/74/74	0/4/4/4
45	PHO	aE	412	-	-	13/28/94/103	0/5/6/6
33	CYC	b5	201	-	-	12/26/74/74	0/4/4/4
39	LMG	dE	411	9	-	12/46/66/70	0/1/1/1
33	CYC	hA	201	-	-	12/26/74/74	0/4/4/4
39	LMG	TD	101	-	-	7/31/51/70	0/1/1/1
42	LHG	dD	409	-	-	14/53/53/53	-
45	PHO	d1	402	9	-	16/37/103/103	0/5/6/6

Continued on next page...

Continued from previous page...

Mol	Type	Chain	Res	Link	Chirals	Torsions	Rings
33	CYC	e8	201	32	-	8/26/74/74	0/4/4/4
47	HEM	V1	201	24	-	7/14/54/54	-
40	LMT	dE	404	-	-	8/15/35/61	0/1/1/2
36	CLA	C1	509	8	-	15/39/115/115	-
36	CLA	dE	405	-	-	13/39/115/115	-
33	CYC	i2	201	-	-	12/26/74/74	0/4/4/4
33	CYC	kC	201	-	-	8/26/74/74	0/4/4/4
33	CYC	hH	201	-	-	12/26/74/74	0/4/4/4
33	CYC	cI	202	32	-	12/26/74/74	0/4/4/4
39	LMG	jD	102	14,39	-	13/22/42/70	0/1/1/1
37	PL9	aE	408	-	-	15/53/73/73	0/1/1/1
33	CYC	PG	201	3	-	10/26/74/74	0/4/4/4
40	LMT	BD	623	7	-	8/15/35/61	0/1/1/2
33	CYC	u4	201	4,3	-	10/26/74/74	0/4/4/4
47	HEM	fD	101	-	-	10/14/54/54	-
33	CYC	kJ	201	-	-	8/26/74/74	0/4/4/4
36	CLA	BE	605	-	-	11/39/115/115	-
43	BCR	BE	615	7,36	-	7/29/63/63	0/2/2/2
33	CYC	c8	202	32	-	12/26/74/74	0/4/4/4
33	CYC	lH	201	-	-	12/26/74/74	0/4/4/4
40	LMT	D1	412	-	-	6/13/33/61	0/1/1/2
36	CLA	IE	101	13,6	-	17/33/109/115	-
36	CLA	bE	609	7	-	15/39/115/115	-
33	CYC	eC	201	32	-	8/26/74/74	0/4/4/4
43	BCR	b1	618	-	-	4/29/63/63	0/2/2/2
33	CYC	m8	201	-	-	12/26/74/74	0/4/4/4
33	CYC	e7	201	32	-	8/26/74/74	0/4/4/4
36	CLA	H1	101	12	-	12/33/109/115	-
36	CLA	XE	101	25	-	22/39/115/115	-
33	CYC	e3	202	-	-	12/26/74/74	0/4/4/4
33	CYC	g6	202	32	-	8/26/74/74	0/4/4/4
33	CYC	kI	201	-	-	8/26/74/74	0/4/4/4
36	CLA	DE	405	-	-	13/39/115/115	-
33	CYC	wB	201	3	-	12/26/74/74	0/4/4/4

Continued on next page...

Continued from previous page...

Mol	Type	Chain	Res	Link	Chirals	Torsions	Rings
39	LMG	CE	502	-	-	13/46/66/70	0/1/1/1
39	LMG	d1	411	9	-	12/46/66/70	0/1/1/1
33	CYC	jA	202	-	-	12/26/74/74	0/4/4/4
39	LMG	T1	101	-	-	7/31/51/70	0/1/1/1
33	CYC	C4	1001	2	-	6/26/74/74	0/4/4/4
33	CYC	GG	201	4,3	-	8/26/74/74	0/4/4/4
39	LMG	AD	408	-	-	9/31/51/70	0/1/1/1
43	BCR	bD	618	-	-	4/29/63/63	0/2/2/2
33	CYC	OG	201	4	-	7/26/74/74	0/4/4/4
36	CLA	cD	506	8	-	16/39/115/115	-
36	CLA	d1	405	-	-	13/39/115/115	-
36	CLA	bE	603	-	-	9/15/91/115	-
33	CYC	k3	201	-	-	8/26/74/74	0/4/4/4
33	CYC	eA	202	-	-	12/26/74/74	0/4/4/4
38	SQD	d1	414	9	-	10/29/49/69	0/1/1/1
44	DGD	c1	518	-	-	12/51/91/95	0/2/2/2
43	BCR	iD	102	-	-	6/29/63/63	0/2/2/2
36	CLA	I1	101	13,6	-	17/33/109/115	-
33	CYC	b2	201	-	-	12/26/74/74	0/4/4/4
36	CLA	aE	405	-	-	16/39/115/115	-
40	LMT	iE	103	-	-	7/15/35/61	0/1/1/2
42	LHG	dD	410	-	-	17/53/53/53	-
36	CLA	BD	602	7	-	16/39/115/115	-
37	PL9	A1	406	-	-	14/53/73/73	0/1/1/1
33	CYC	d3	201	-	-	12/26/74/74	0/4/4/4
42	LHG	DE	409	-	-	14/53/53/53	-
43	BCR	h1	105	12,25,36	-	7/29/63/63	0/2/2/2
33	CYC	9F	201	3	-	7/26/74/74	0/4/4/4
33	CYC	cK	201	4	-	6/26/74/74	0/4/4/4
36	CLA	BE	604	7	-	18/39/115/115	-
33	CYC	bJ	201	-	-	12/26/74/74	0/4/4/4
40	LMT	dE	412	-	-	10/17/37/61	0/1/1/2
36	CLA	bD	613	-	-	17/39/115/115	-
43	BCR	c1	519	-	-	3/29/63/63	0/2/2/2

Continued on next page...

Continued from previous page...

Mol	Type	Chain	Res	Link	Chirals	Torsions	Rings
36	CLA	xD	101	25,9	-	22/39/115/115	-
43	BCR	dE	407	-	-	7/29/63/63	0/2/2/2
47	HEM	EE	101	-	-	10/14/54/54	-
36	CLA	bD	612	7	-	17/39/115/115	-
39	LMG	BD	618	7	-	7/46/66/70	0/1/1/1
36	CLA	a1	406	-	-	16/39/115/115	-
42	LHG	d1	409	-	-	14/53/53/53	-
36	CLA	h1	101	43	-	13/39/115/115	-
33	CYC	jI	201	-	-	12/26/74/74	0/4/4/4
44	DGD	HE	102	-	-	13/51/91/95	0/2/2/2
36	CLA	aE	404	-	-	5/17/93/115	-
33	CYC	c5	201	-	-	8/26/74/74	0/4/4/4
36	CLA	AE	405	-	-	14/39/115/115	-
42	LHG	aD	411	6	-	12/42/42/53	-
36	CLA	C1	510	8	-	8/39/115/115	-
36	CLA	BD	601	-	-	9/15/91/115	-
38	SQD	dD	414	9	-	10/29/49/69	0/1/1/1
33	CYC	PL	201	3	-	10/26/74/74	0/4/4/4
36	CLA	BD	606	-	-	12/33/109/115	-
33	CYC	LK	201	4,3	-	8/26/74/74	0/4/4/4
36	CLA	cD	503	-	-	14/39/115/115	-
33	CYC	6G	201	3	-	8/26/74/74	0/4/4/4
44	DGD	hE	104	-	-	13/51/91/95	0/2/2/2
33	CYC	s4	201	3	-	9/26/74/74	0/4/4/4
33	CYC	h2	201	-	-	12/26/74/74	0/4/4/4
33	CYC	SB	201	4,3	-	11/26/74/74	0/4/4/4
33	CYC	i8	202	-	-	8/26/74/74	0/4/4/4
33	CYC	lJ	201	-	-	12/26/74/74	0/4/4/4
33	CYC	LL	201	4,2	-	10/26/74/74	0/4/4/4
33	CYC	kA	201	-	-	8/26/74/74	0/4/4/4
43	BCR	CD	520	-	-	2/29/63/63	0/2/2/2
43	BCR	ZD	101	27	-	12/29/63/63	0/2/2/2
38	SQD	BD	621	-	-	14/33/53/69	0/1/1/1
40	LMT	D1	411	-	-	10/17/37/61	0/1/1/2

Continued on next page...

Continued from previous page...

Mol	Type	Chain	Res	Link	Chirals	Torsions	Rings
36	CLA	c1	507	43,8	-	20/39/115/115	-
33	CYC	e6	201	32	-	8/26/74/74	0/4/4/4
43	BCR	c1	515	36,8	-	12/29/63/63	0/2/2/2
36	CLA	b1	603	-	-	9/15/91/115	-
37	PL9	DD	408	9	-	8/53/73/73	0/1/1/1
33	CYC	nF	202	4,3	-	7/26/74/74	0/4/4/4
36	CLA	bE	604	7	-	15/39/115/115	-
33	CYC	bA	201	-	-	12/26/74/74	0/4/4/4
39	LMG	C1	521	39	-	11/46/66/70	0/1/1/1
33	CYC	j6	201	-	-	12/26/74/74	0/4/4/4
33	CYC	gH	201	32	-	12/26/74/74	0/4/4/4
33	CYC	LF	201	4,3	-	8/26/74/74	0/4/4/4
33	CYC	l5	201	-	-	12/26/74/74	0/4/4/4
36	CLA	c1	513	-	-	9/21/97/115	-
33	CYC	W4	201	4	-	10/26/74/74	0/4/4/4
33	CYC	jA	201	-	-	12/26/74/74	0/4/4/4
39	LMG	yD	101	39	-	15/46/66/70	0/1/1/1
33	CYC	TG	201	3	-	9/26/74/74	0/4/4/4
33	CYC	y4	201	3	-	10/26/74/74	0/4/4/4
36	CLA	CD	506	8	-	17/39/115/115	-
36	CLA	c1	511	-	-	15/39/115/115	-
45	PHO	dD	402	9	-	9/23/89/103	0/5/6/6
47	HEM	vD	201	24	-	7/14/54/54	-
36	CLA	A1	405	-	-	14/39/115/115	-
33	CYC	j8	202	-	-	12/26/74/74	0/4/4/4
33	CYC	c5	202	32	-	12/26/74/74	0/4/4/4
33	CYC	jJ	201	-	-	12/26/74/74	0/4/4/4
45	PHO	aD	412	6	-	20/37/103/103	0/5/6/6
36	CLA	BD	614	7	-	14/39/115/115	-
44	DGD	HD	102	-	-	13/51/91/95	0/2/2/2
33	CYC	d9	201	-	-	12/26/74/74	0/4/4/4
33	CYC	h7	201	-	-	12/26/74/74	0/4/4/4
36	CLA	CD	503	-	-	17/39/115/115	-
33	CYC	i6	202	-	-	8/26/74/74	0/4/4/4

Continued on next page...

Continued from previous page...

Mol	Type	Chain	Res	Link	Chirals	Torsions	Rings
40	LMT	a1	401	-	-	8/21/61/61	0/2/2/2
33	CYC	eH	201	32	-	8/26/74/74	0/4/4/4
33	CYC	RB	201	5,4	-	9/26/74/74	0/4/4/4
33	CYC	b7	201	-	-	12/26/74/74	0/4/4/4
45	PHO	a1	413	-	-	8/23/89/103	0/5/6/6
36	CLA	bD	615	7	-	14/39/115/115	-
33	CYC	fF	201	3	-	10/26/74/74	0/4/4/4
33	CYC	bH	201	-	-	12/26/74/74	0/4/4/4
33	CYC	j7	201	-	-	12/26/74/74	0/4/4/4
40	LMT	bE	601	7	-	9/21/61/61	0/2/2/2
33	CYC	mJ	201	-	-	12/26/74/74	0/4/4/4
33	CYC	HG	201	4,2	-	7/26/74/74	0/4/4/4
36	CLA	dE	403	-	-	14/39/115/115	-
33	CYC	JG	201	4,2	-	9/26/74/74	0/4/4/4
33	CYC	5L	201	5,4	-	11/26/74/74	0/4/4/4
33	CYC	CB	1001	2	-	6/26/74/74	0/4/4/4
36	CLA	HD	103	43	-	13/39/115/115	-
45	PHO	DD	403	9	-	13/29/95/103	0/5/6/6
33	CYC	i7	201	-	-	12/26/74/74	0/4/4/4
37	PL9	D1	407	9	-	8/53/73/73	0/1/1/1
33	CYC	m5	201	-	-	12/26/74/74	0/4/4/4
33	CYC	cI	201	-	-	8/26/74/74	0/4/4/4
36	CLA	bE	607	-	-	12/39/115/115	-
33	CYC	rB	201	4,2	-	10/26/74/74	0/4/4/4
33	CYC	r4	201	4,2	-	10/26/74/74	0/4/4/4
33	CYC	cC	201	-	-	8/26/74/74	0/4/4/4
33	CYC	f6	201	31	-	12/26/74/74	0/4/4/4
38	SQD	LD	102	-	-	11/38/58/69	0/1/1/1
38	SQD	AE	407	-	-	19/41/61/69	0/1/1/1
42	LHG	DD	410	-	-	17/53/53/53	-
33	CYC	mF	201	30	-	12/26/74/74	0/4/4/4
36	CLA	bE	610	-	-	17/39/115/115	-
37	PL9	dD	408	9	-	8/53/73/73	0/1/1/1
36	CLA	HD	101	12	-	12/33/109/115	-

Continued on next page...

Continued from previous page...

Mol	Type	Chain	Res	Link	Chirals	Torsions	Rings
36	CLA	b1	614	43	-	16/39/115/115	-
33	CYC	e2	201	32	-	8/26/74/74	0/4/4/4
33	CYC	g2	201	32	-	12/26/74/74	0/4/4/4
33	CYC	k7	201	-	-	8/26/74/74	0/4/4/4
36	CLA	b1	609	7	-	15/39/115/115	-
33	CYC	V4	201	3	-	14/26/74/74	0/4/4/4
33	CYC	mA	201	-	-	12/26/74/74	0/4/4/4
40	LMT	bE	621	-	-	8/15/35/61	0/1/1/2
33	CYC	MF	201	5,4	-	8/26/74/74	0/4/4/4
38	SQD	LE	102	-	-	11/38/58/69	0/1/1/1
43	BCR	B1	615	7,36	-	7/29/63/63	0/2/2/2
36	CLA	BE	610	-	-	20/39/115/115	-
40	LMT	dD	404	-	-	8/15/35/61	0/1/1/2
33	CYC	WB	201	4	-	10/26/74/74	0/4/4/4
47	HEM	f1	101	-	-	10/14/54/54	-
36	CLA	B1	603	7	-	18/39/115/115	-
33	CYC	MK	201	5,4	-	8/26/74/74	0/4/4/4
33	CYC	mC	201	-	-	12/26/74/74	0/4/4/4
33	CYC	i3	201	-	-	12/26/74/74	0/4/4/4
40	LMT	i1	102	-	-	7/15/35/61	0/1/1/2
33	CYC	d8	201	-	-	12/26/74/74	0/4/4/4
40	LMT	DD	404	-	-	8/15/35/61	0/1/1/2
36	CLA	BD	604	7	-	18/39/115/115	-
36	CLA	b1	615	7	-	14/39/115/115	-
33	CYC	iA	202	-	-	8/26/74/74	0/4/4/4
38	SQD	cE	502	8	-	16/49/69/69	0/1/1/1
36	CLA	cE	509	8	-	8/39/115/115	-
43	BCR	bE	617	7	-	2/29/63/63	0/2/2/2
45	PHO	D1	402	9	-	17/37/103/103	0/5/6/6
33	CYC	SG	201	4,2	-	8/26/74/74	0/4/4/4
33	CYC	cA	202	32	-	12/26/74/74	0/4/4/4
39	LMG	dD	411	9	-	12/46/66/70	0/1/1/1
40	LMT	A1	413	-	-	14/21/61/61	0/2/2/2
43	BCR	DD	407	-	-	7/29/63/63	0/2/2/2

Continued on next page...

Continued from previous page...

Mol	Type	Chain	Res	Link	Chirals	Torsions	Rings
43	BCR	iE	102	-	-	6/29/63/63	0/2/2/2
33	CYC	S4	201	4,3	-	11/26/74/74	0/4/4/4
47	HEM	E1	101	-	-	10/14/54/54	-
36	CLA	aD	406	6	-	16/33/109/115	-
33	CYC	cJ	202	32	-	12/26/74/74	0/4/4/4
33	CYC	iH	202	-	-	8/26/74/74	0/4/4/4
36	CLA	b1	607	-	-	11/39/115/115	-
39	LMG	AE	408	-	-	9/31/51/70	0/1/1/1
33	CYC	KG	201	4,3	-	9/26/74/74	0/4/4/4
33	CYC	g8	201	32	-	12/26/74/74	0/4/4/4
43	BCR	BE	617	-	-	4/29/63/63	0/2/2/2
33	CYC	jJ	202	-	-	12/26/74/74	0/4/4/4
36	CLA	aE	406	6	-	16/33/109/115	-
33	CYC	NG	201	3	-	6/26/74/74	0/4/4/4
36	CLA	bE	605	7	-	18/39/115/115	-
40	LMT	bD	601	7	-	9/21/61/61	0/2/2/2
43	BCR	CE	516	36,8	-	10/29/63/63	0/2/2/2
36	CLA	ID	101	13,6	-	17/33/109/115	-
36	CLA	CE	508	43,8	-	15/39/115/115	-
33	CYC	v4	201	4	-	7/26/74/74	0/4/4/4
33	CYC	i3	202	-	-	8/26/74/74	0/4/4/4
43	BCR	cE	515	36,8	-	12/29/63/63	0/2/2/2
33	CYC	d5	201	-	-	12/26/74/74	0/4/4/4
36	CLA	bE	614	43	-	16/39/115/115	-
36	CLA	CD	510	8	-	8/39/115/115	-
36	CLA	c1	505	8	-	16/39/115/115	-
33	CYC	gJ	201	32	-	12/26/74/74	0/4/4/4
36	CLA	iD	101	-	-	12/27/103/115	-
39	LMG	y1	101	39	-	15/46/66/70	0/1/1/1
33	CYC	O4	201	3	-	9/26/74/74	0/4/4/4
36	CLA	dD	403	-	-	14/39/115/115	-
40	LMT	DE	404	-	-	8/15/35/61	0/1/1/2
36	CLA	C1	508	43,8	-	15/39/115/115	-
40	LMT	b1	602	-	-	6/15/35/61	0/1/1/2

Continued on next page...

Continued from previous page...

Mol	Type	Chain	Res	Link	Chirals	Torsions	Rings
33	CYC	cH	202	32	-	12/26/74/74	0/4/4/4
36	CLA	bD	609	7	-	15/39/115/115	-
36	CLA	B1	602	7	-	16/39/115/115	-
38	SQD	CE	501	8	-	10/49/69/69	0/1/1/1
33	CYC	B4	1001	4,2	-	13/26/74/74	0/4/4/4
43	BCR	ZE	101	27	-	12/29/63/63	0/2/2/2
43	BCR	zE	101	27	-	12/29/63/63	0/2/2/2
40	LMT	BD	622	-	-	8/21/61/61	0/2/2/2
37	PL9	aD	408	-	-	15/53/73/73	0/1/1/1
33	CYC	d2	201	-	-	12/26/74/74	0/4/4/4
33	CYC	i7	202	-	-	8/26/74/74	0/4/4/4
33	CYC	fI	201	31	-	12/26/74/74	0/4/4/4
36	CLA	b1	613	-	-	17/39/115/115	-
36	CLA	BD	612	-	-	17/39/115/115	-
36	CLA	BE	601	-	-	9/15/91/115	-
44	DGD	H1	102	-	-	13/51/91/95	0/2/2/2
36	CLA	aD	404	-	-	5/17/93/115	-
33	CYC	NL	201	3	-	6/26/74/74	0/4/4/4
33	CYC	IK	201	4	-	10/26/74/74	0/4/4/4
33	CYC	eA	201	32	-	8/26/74/74	0/4/4/4
36	CLA	c1	503	-	-	11/39/115/115	-
36	CLA	hD	101	43	-	13/39/115/115	-
36	CLA	bD	606	7	-	18/39/115/115	-
44	DGD	CE	517	8	-	15/36/76/95	0/2/2/2
38	SQD	B1	622	-	-	14/33/53/69	0/1/1/1
36	CLA	BE	613	43	-	16/39/115/115	-
36	CLA	B1	614	7	-	14/39/115/115	-
39	LMG	yE	101	39	-	15/46/66/70	0/1/1/1
44	DGD	hD	104	-	-	13/51/91/95	0/2/2/2
33	CYC	iC	201	-	-	12/26/74/74	0/4/4/4
38	SQD	LD	101	-	-	11/38/58/69	0/1/1/1
39	LMG	J1	102	14,39	-	9/22/42/70	0/1/1/1
33	CYC	RL	201	4,3	-	10/26/74/74	0/4/4/4
33	CYC	XK	201	3	-	12/26/74/74	0/4/4/4

Continued on next page...

Continued from previous page...

Mol	Type	Chain	Res	Link	Chirals	Torsions	Rings
33	CYC	m3	201	-	-	12/26/74/74	0/4/4/4
33	CYC	3F	101	5,4	-	9/26/74/74	0/4/4/4
33	CYC	6L	201	3	-	8/26/74/74	0/4/4/4
44	DGD	C1	517	8	-	15/36/76/95	0/2/2/2
36	CLA	d1	406	9	-	13/39/115/115	-
33	CYC	VG	201	30	-	12/26/74/74	0/4/4/4
33	CYC	f9	201	31	-	12/26/74/74	0/4/4/4
33	CYC	lA	201	-	-	12/26/74/74	0/4/4/4
33	CYC	hJ	201	-	-	12/26/74/74	0/4/4/4
33	CYC	jC	202	-	-	12/26/74/74	0/4/4/4
33	CYC	gC	302	32	-	12/26/74/74	0/4/4/4
36	CLA	CD	509	8	-	15/39/115/115	-
33	CYC	5G	201	5,4	-	11/26/74/74	0/4/4/4
42	LHG	lE	101	-	-	20/53/53/53	-
33	CYC	dA	201	-	-	12/26/74/74	0/4/4/4
33	CYC	gA	301	32	-	8/26/74/74	0/4/4/4
33	CYC	l7	201	-	-	12/26/74/74	0/4/4/4
33	CYC	HL	201	4,2	-	7/26/74/74	0/4/4/4
43	BCR	XD	102	25,36	-	7/29/63/63	0/2/2/2
36	CLA	CE	514	-	-	7/21/97/115	-
36	CLA	dE	406	9	-	13/39/115/115	-
33	CYC	4L	201	3	-	9/26/74/74	0/4/4/4
36	CLA	bD	607	-	-	11/39/115/115	-
43	BCR	BD	616	7	-	2/29/63/63	0/2/2/2
33	CYC	9K	201	3	-	7/26/74/74	0/4/4/4
33	CYC	e9	201	32	-	8/26/74/74	0/4/4/4
33	CYC	YK	201	4	-	7/26/74/74	0/4/4/4
33	CYC	gF	201	29	-	9/26/74/74	0/4/4/4
37	PL9	AE	406	-	-	14/53/73/73	0/1/1/1
33	CYC	T4	201	4	-	11/26/74/74	0/4/4/4
38	SQD	L1	102	-	-	11/38/58/69	0/1/1/1
33	CYC	dJ	201	-	-	12/26/74/74	0/4/4/4
36	CLA	c1	504	-	-	8/39/115/115	-
36	CLA	cE	513	-	-	9/21/97/115	-

Continued on next page...

Continued from previous page...

Mol	Type	Chain	Res	Link	Chirals	Torsions	Rings
38	SQD	dE	414	9	-	10/29/49/69	0/1/1/1
39	LMG	mE	101	-	-	9/31/51/70	0/1/1/1
33	CYC	k2	201	-	-	8/26/74/74	0/4/4/4
33	CYC	X4	201	4,3	-	8/26/74/74	0/4/4/4
36	CLA	AE	404	-	-	6/17/93/115	-
33	CYC	Z4	201	3	-	6/26/74/74	0/4/4/4
36	CLA	A1	404	-	-	6/17/93/115	-
39	LMG	JD	102	14,39	-	9/22/42/70	0/1/1/1
33	CYC	m9	201	-	-	12/26/74/74	0/4/4/4
36	CLA	bE	613	-	-	17/39/115/115	-
33	CYC	j2	202	-	-	12/26/74/74	0/4/4/4
33	CYC	aF	201	4	-	10/26/74/74	0/4/4/4
33	CYC	g8	202	32	-	8/26/74/74	0/4/4/4
33	CYC	eJ	201	32	-	8/26/74/74	0/4/4/4
43	BCR	Z1	101	27	-	12/29/63/63	0/2/2/2
36	CLA	CD	511	8	-	21/39/115/115	-
33	CYC	iC	202	-	-	8/26/74/74	0/4/4/4
36	CLA	CE	515	-	-	16/39/115/115	-
39	LMG	MD	101	-	-	9/31/51/70	0/1/1/1
43	BCR	CD	519	-	-	2/29/63/63	0/2/2/2
37	PL9	d1	408	9	-	8/53/73/73	0/1/1/1
33	CYC	f2	201	31	-	12/26/74/74	0/4/4/4
33	CYC	l8	201	-	-	12/26/74/74	0/4/4/4
33	CYC	h8	201	-	-	12/26/74/74	0/4/4/4
40	LMT	BE	622	-	-	8/21/61/61	0/2/2/2
33	CYC	PB	201	4	-	11/26/74/74	0/4/4/4
42	LHG	dE	409	-	-	14/53/53/53	-
33	CYC	o4	201	3	-	11/26/74/74	0/4/4/4
40	LMT	BD	619	-	-	6/15/35/61	0/1/1/2
33	CYC	i8	201	-	-	12/26/74/74	0/4/4/4
39	LMG	C1	502	-	-	13/46/66/70	0/1/1/1
36	CLA	XD	101	25	-	22/39/115/115	-
33	CYC	fA	201	31	-	12/26/74/74	0/4/4/4
33	CYC	iJ	201	-	-	12/26/74/74	0/4/4/4

Continued on next page...

Continued from previous page...

Mol	Type	Chain	Res	Link	Chirals	Torsions	Rings
36	CLA	CE	503	-	-	17/39/115/115	-
38	SQD	A1	407	-	-	19/41/61/69	0/1/1/1
33	CYC	KF	201	4	-	9/26/74/74	0/4/4/4
36	CLA	bD	603	-	-	9/15/91/115	-
36	CLA	bD	604	7	-	16/39/115/115	-
40	LMT	DD	412	-	-	10/17/37/61	0/1/1/2
33	CYC	j9	202	-	-	12/26/74/74	0/4/4/4
36	CLA	cD	508	8	-	9/39/115/115	-
33	CYC	j5	201	-	-	12/26/74/74	0/4/4/4
36	CLA	X1	101	25	-	22/39/115/115	-
33	CYC	jH	201	-	-	12/26/74/74	0/4/4/4
33	CYC	GL	201	4,3	-	8/26/74/74	0/4/4/4
38	SQD	LE	101	-	-	11/38/58/69	0/1/1/1
36	CLA	B1	613	43	-	16/39/115/115	-
36	CLA	B1	610	-	-	20/39/115/115	-
43	BCR	ID	102	13	-	10/29/63/63	0/2/2/2
33	CYC	dF	201	3	-	7/26/74/74	0/4/4/4
33	CYC	eH	202	-	-	12/26/74/74	0/4/4/4
33	CYC	z4	201	4,2	-	7/26/74/74	0/4/4/4
33	CYC	uB	201	4,3	-	10/26/74/74	0/4/4/4
44	DGD	cE	518	-	-	13/51/91/95	0/2/2/2
44	DGD	h1	104	-	-	12/51/91/95	0/2/2/2
33	CYC	gK	201	29	-	9/26/74/74	0/4/4/4
44	DGD	J1	101	-	-	10/51/91/95	0/2/2/2
33	CYC	cF	201	4	-	6/26/74/74	0/4/4/4
40	LMT	j1	101	-	-	11/21/61/61	0/2/2/2
43	BCR	B1	617	-	-	4/29/63/63	0/2/2/2
36	CLA	BE	609	-	-	17/39/115/115	-
33	CYC	c6	201	-	-	8/26/74/74	0/4/4/4
33	CYC	f7	201	31	-	12/26/74/74	0/4/4/4
33	CYC	nK	202	4,3	-	7/26/74/74	0/4/4/4
36	CLA	d1	403	-	-	14/39/115/115	-
36	CLA	bE	611	-	-	20/39/115/115	-
38	SQD	D1	413	9	-	10/29/49/69	0/1/1/1

Continued on next page...

Continued from previous page...

Mol	Type	Chain	Res	Link	Chirals	Torsions	Rings
36	CLA	H1	103	43	-	13/39/115/115	-
40	LMT	AD	409	-	-	7/15/35/61	0/1/1/2
33	CYC	fK	201	3	-	10/26/74/74	0/4/4/4
40	LMT	bE	620	-	-	6/15/35/61	0/1/1/2
36	CLA	cE	511	-	-	15/39/115/115	-
42	LHG	l1	101	-	-	20/53/53/53	-
36	CLA	CE	513	-	-	14/39/115/115	-
43	BCR	BE	616	7	-	2/29/63/63	0/2/2/2
33	CYC	c9	201	-	-	8/26/74/74	0/4/4/4
33	CYC	bF	201	3	-	10/26/74/74	0/4/4/4
36	CLA	a1	405	-	-	5/17/93/115	-
43	BCR	cE	519	-	-	3/29/63/63	0/2/2/2
39	LMG	tD	101	22	-	7/31/51/70	0/1/1/1
36	CLA	CD	507	-	-	16/27/103/115	-
36	CLA	CD	513	-	-	14/39/115/115	-
33	CYC	g7	202	32	-	8/26/74/74	0/4/4/4

All (7381) bond length outliers are listed below:

Mol	Chain	Res	Type	Atoms	Z	Observed(Å)	Ideal(Å)
36	aD	404	CLA	O2A-C1	81.33	3.36	1.45
36	a1	405	CLA	O2A-C1	81.33	3.36	1.45
36	aE	404	CLA	O2A-C1	81.32	3.36	1.45
36	AE	404	CLA	O2A-C1	81.21	3.36	1.45
36	AD	404	CLA	O2A-C1	81.20	3.36	1.45
36	A1	404	CLA	O2A-C1	81.18	3.36	1.45
45	dE	402	PHO	C3A-C2A	-13.73	1.42	1.54
45	a1	413	PHO	C8-C7	12.50	2.52	1.49
45	dD	402	PHO	C8-C7	12.12	2.49	1.49
45	DD	403	PHO	C13-C12	10.20	2.33	1.49
36	HD	103	CLA	C4B-NB	10.16	1.50	1.37
36	H1	103	CLA	C4B-NB	10.16	1.50	1.37
36	HE	103	CLA	C4B-NB	10.15	1.50	1.37
36	hD	101	CLA	C4B-NB	10.12	1.50	1.37
36	h1	101	CLA	C4B-NB	10.10	1.50	1.37
36	hE	101	CLA	C4B-NB	10.06	1.50	1.37
45	d1	402	PHO	C1D-C2D	9.30	1.49	1.39
33	tB	1001	CYC	C3D-C2D	8.96	1.62	1.38
33	t4	1001	CYC	C3D-C2D	8.95	1.62	1.38

Continued on next page...

Continued from previous page...

Mol	Chain	Res	Type	Atoms	Z	Observed(Å)	Ideal(Å)
45	DD	401	PHO	C1D-C2D	8.87	1.49	1.39
45	dE	402	PHO	C1D-C2D	8.80	1.49	1.39
45	aD	412	PHO	C1D-C2D	8.78	1.49	1.39
45	dD	402	PHO	C1D-C2D	8.74	1.49	1.39
45	A1	412	PHO	C1D-C2D	8.69	1.49	1.39
45	a1	413	PHO	C1D-C2D	8.61	1.49	1.39
45	DE	401	PHO	C1D-C2D	8.60	1.49	1.39
45	DE	403	PHO	C1D-C2D	8.59	1.49	1.39
45	D1	402	PHO	C1D-C2D	8.55	1.49	1.39
45	DD	403	PHO	C1D-C2D	8.54	1.49	1.39
45	aE	412	PHO	C1D-C2D	8.50	1.49	1.39
45	DE	401	PHO	C14-C13	-7.96	1.27	1.52
45	DD	401	PHO	C1B-C2B	7.93	1.48	1.39
45	dD	402	PHO	C1B-C2B	7.91	1.48	1.39
45	dE	402	PHO	C1B-C2B	7.86	1.48	1.39
45	aD	412	PHO	C1B-C2B	7.78	1.48	1.39
45	a1	413	PHO	C1B-C2B	7.71	1.48	1.39
45	d1	402	PHO	C1B-C2B	7.71	1.48	1.39
45	A1	412	PHO	C1B-C2B	7.69	1.48	1.39
45	DE	401	PHO	C1B-C2B	7.68	1.48	1.39
45	aE	412	PHO	C1B-C2B	7.68	1.48	1.39
45	A1	412	PHO	C9-C8	-7.42	1.29	1.52
45	DE	403	PHO	C1B-C2B	7.41	1.47	1.39
45	D1	402	PHO	C1B-C2B	7.38	1.47	1.39
45	DD	403	PHO	C1B-C2B	7.37	1.47	1.39
45	A1	412	PHO	C3A-C2A	-6.82	1.48	1.54
33	nK	201	CYC	C1A-C2A	6.80	1.56	1.45
33	nF	201	CYC	C1A-C2A	6.79	1.56	1.45
45	aD	412	PHO	C3A-C2A	-6.62	1.48	1.54
45	a1	413	PHO	C3A-C2A	-6.56	1.48	1.54
33	tB	1001	CYC	C2A-C3A	6.52	1.50	1.36
33	t4	1001	CYC	C2A-C3A	6.48	1.50	1.36
45	d1	402	PHO	C3A-C2A	-6.31	1.49	1.54
33	1L	201	CYC	C3B-C2B	6.25	1.50	1.36
33	VB	201	CYC	C2A-C3A	6.25	1.50	1.36
33	a4	201	CYC	C3B-C2B	6.23	1.50	1.36
33	V4	201	CYC	C2A-C3A	6.23	1.50	1.36
33	1G	201	CYC	C3B-C2B	6.21	1.49	1.36
45	A1	412	PHO	C14-C13	-6.20	1.33	1.52
33	aB	201	CYC	C3B-C2B	6.20	1.49	1.36
45	dD	402	PHO	C4D-CHA	6.17	1.49	1.39
45	DE	401	PHO	C1A-C2A	-6.17	1.42	1.51

Continued on next page...

Continued from previous page...

Mol	Chain	Res	Type	Atoms	Z	Observed(Å)	Ideal(Å)
45	dE	402	PHO	C4D-CHA	6.15	1.49	1.39
33	nK	201	CYC	CHA-C1A	6.09	1.50	1.38
33	LL	201	CYC	C1D-ND	-6.09	1.27	1.37
45	aE	412	PHO	C4D-CHA	6.08	1.49	1.39
33	LG	201	CYC	C1D-ND	-6.08	1.27	1.37
33	nF	201	CYC	CHA-C1A	6.07	1.50	1.38
33	JF	201	CYC	CHA-C1A	6.07	1.50	1.38
33	JK	201	CYC	CHA-C1A	6.06	1.50	1.38
45	a1	413	PHO	C4D-CHA	6.06	1.49	1.39
45	D1	402	PHO	C1A-C2A	-6.00	1.42	1.51
33	7L	201	CYC	CHA-C1A	6.00	1.50	1.38
33	7G	201	CYC	CHA-C1A	5.99	1.50	1.38
45	DD	401	PHO	C3B-C4B	5.98	1.48	1.41
45	DD	401	PHO	C3A-C2A	-5.96	1.49	1.54
45	aE	412	PHO	C3A-C2A	-5.96	1.49	1.54
45	dD	402	PHO	CAA-C2A	-5.96	1.40	1.54
33	R4	201	CYC	C1B-NB	-5.96	1.27	1.37
45	a1	413	PHO	C3B-C4B	5.93	1.48	1.41
45	aE	412	PHO	C3B-C4B	5.92	1.48	1.41
33	RB	201	CYC	C1B-NB	-5.92	1.27	1.37
45	DD	401	PHO	C4D-CHA	5.92	1.49	1.39
45	dD	402	PHO	C3B-C4B	5.92	1.48	1.41
45	dE	402	PHO	C3B-C4B	5.91	1.48	1.41
33	nF	201	CYC	C2A-C3A	5.89	1.49	1.36
33	aK	201	CYC	C3B-C2B	5.88	1.49	1.36
33	YK	201	CYC	C3B-C2B	5.88	1.49	1.36
33	aB	201	CYC	CHA-C1A	5.88	1.50	1.38
33	YF	201	CYC	C3B-C2B	5.87	1.49	1.36
33	nK	201	CYC	C2A-C3A	5.87	1.49	1.36
33	aF	201	CYC	C3B-C2B	5.85	1.49	1.36
45	d1	402	PHO	C3C-C2C	5.85	1.49	1.36
33	a4	201	CYC	CHA-C1A	5.85	1.50	1.38
33	f8	201	CYC	C3B-C2B	5.84	1.49	1.36
33	fC	201	CYC	C3B-C2B	5.84	1.49	1.36
33	dF	201	CYC	C3B-C2B	5.83	1.49	1.36
33	IF	201	CYC	C3B-C2B	5.83	1.49	1.36
33	fI	201	CYC	C3B-C2B	5.83	1.49	1.36
33	f9	201	CYC	C3B-C2B	5.83	1.49	1.36
33	IK	201	CYC	C3B-C2B	5.83	1.49	1.36
33	dK	201	CYC	C3B-C2B	5.83	1.49	1.36
33	f6	201	CYC	C3B-C2B	5.82	1.49	1.36
33	f7	201	CYC	C3B-C2B	5.82	1.49	1.36

Continued on next page...

Continued from previous page...

Mol	Chain	Res	Type	Atoms	Z	Observed(Å)	Ideal(Å)
33	fH	201	CYC	C3B-C2B	5.82	1.49	1.36
33	f2	201	CYC	C3B-C2B	5.82	1.49	1.36
33	fA	201	CYC	C3B-C2B	5.82	1.49	1.36
33	f5	201	CYC	C3B-C2B	5.82	1.49	1.36
33	oB	201	CYC	C3B-C2B	5.81	1.49	1.36
33	hF	201	CYC	C3B-C2B	5.81	1.49	1.36
33	hK	201	CYC	C3B-C2B	5.80	1.49	1.36
33	u4	201	CYC	C3B-C2B	5.80	1.49	1.36
33	fJ	201	CYC	C3B-C2B	5.80	1.49	1.36
33	f3	201	CYC	C3B-C2B	5.79	1.49	1.36
33	o4	201	CYC	C3B-C2B	5.79	1.49	1.36
33	7L	201	CYC	CHB-C1B	5.78	1.51	1.38
33	7G	201	CYC	CHB-C1B	5.77	1.51	1.38
33	uB	201	CYC	C3B-C2B	5.77	1.49	1.36
33	d6	201	CYC	C3B-C2B	5.76	1.49	1.36
33	dC	201	CYC	C3B-C2B	5.75	1.48	1.36
33	j5	201	CYC	C3B-C2B	5.74	1.48	1.36
33	lJ	201	CYC	C3B-C2B	5.74	1.48	1.36
33	lA	201	CYC	C3B-C2B	5.73	1.48	1.36
33	d2	201	CYC	C3B-C2B	5.73	1.48	1.36
33	lI	201	CYC	C3B-C2B	5.73	1.48	1.36
33	l8	201	CYC	C3B-C2B	5.73	1.48	1.36
33	j8	201	CYC	C3B-C2B	5.73	1.48	1.36
33	hA	201	CYC	C3B-C2B	5.73	1.48	1.36
33	dJ	201	CYC	C3B-C2B	5.72	1.48	1.36
33	d3	201	CYC	C3B-C2B	5.72	1.48	1.36
33	d7	201	CYC	C3B-C2B	5.72	1.48	1.36
33	l7	201	CYC	C3B-C2B	5.72	1.48	1.36
45	DE	403	PHO	C3D-C4D	-5.72	1.33	1.41
33	dI	201	CYC	C3B-C2B	5.72	1.48	1.36
33	l5	201	CYC	C3B-C2B	5.72	1.48	1.36
33	lH	201	CYC	C3B-C2B	5.72	1.48	1.36
33	dH	201	CYC	C3B-C2B	5.72	1.48	1.36
33	dA	201	CYC	C3B-C2B	5.71	1.48	1.36
33	jJ	201	CYC	C3B-C2B	5.71	1.48	1.36
33	j3	201	CYC	C3B-C2B	5.71	1.48	1.36
33	d8	201	CYC	C3B-C2B	5.71	1.48	1.36
33	h7	201	CYC	C3B-C2B	5.71	1.48	1.36
33	d5	201	CYC	C3B-C2B	5.71	1.48	1.36
33	l9	201	CYC	C3B-C2B	5.71	1.48	1.36
33	h9	201	CYC	C3B-C2B	5.71	1.48	1.36
33	l2	201	CYC	C3B-C2B	5.71	1.48	1.36

Continued on next page...

Continued from previous page...

Mol	Chain	Res	Type	Atoms	Z	Observed(Å)	Ideal(Å)
45	DD	403	PHO	C3D-C4D	-5.71	1.33	1.41
33	l3	201	CYC	C3B-C2B	5.70	1.48	1.36
33	j6	201	CYC	C3B-C2B	5.70	1.48	1.36
33	jI	201	CYC	C3B-C2B	5.70	1.48	1.36
33	d9	201	CYC	C3B-C2B	5.70	1.48	1.36
33	h3	201	CYC	C3B-C2B	5.70	1.48	1.36
33	h8	201	CYC	C3B-C2B	5.70	1.48	1.36
33	jH	201	CYC	C3B-C2B	5.70	1.48	1.36
45	D1	402	PHO	C3D-C4D	-5.70	1.33	1.41
33	hJ	201	CYC	C3B-C2B	5.70	1.48	1.36
33	j7	201	CYC	C3B-C2B	5.69	1.48	1.36
33	h2	201	CYC	C3B-C2B	5.69	1.48	1.36
33	bC	201	CYC	C3B-C2B	5.69	1.48	1.36
33	hC	201	CYC	C3B-C2B	5.69	1.48	1.36
33	b7	201	CYC	C3B-C2B	5.69	1.48	1.36
33	bA	201	CYC	C3B-C2B	5.69	1.48	1.36
33	j2	201	CYC	C3B-C2B	5.69	1.48	1.36
33	bJ	201	CYC	C3B-C2B	5.69	1.48	1.36
33	hH	201	CYC	C3B-C2B	5.69	1.48	1.36
33	b3	201	CYC	C3B-C2B	5.68	1.48	1.36
33	l6	201	CYC	C3B-C2B	5.68	1.48	1.36
33	jA	201	CYC	C3B-C2B	5.68	1.48	1.36
33	lC	201	CYC	C3B-C2B	5.68	1.48	1.36
33	b5	201	CYC	C3B-C2B	5.68	1.48	1.36
33	j9	201	CYC	C3B-C2B	5.68	1.48	1.36
33	bH	201	CYC	C3B-C2B	5.68	1.48	1.36
33	h6	201	CYC	C3B-C2B	5.67	1.48	1.36
33	bI	201	CYC	C3B-C2B	5.67	1.48	1.36
33	b9	201	CYC	C3B-C2B	5.66	1.48	1.36
33	jC	201	CYC	C3B-C2B	5.66	1.48	1.36
33	b2	201	CYC	C3B-C2B	5.66	1.48	1.36
33	b6	201	CYC	C3B-C2B	5.66	1.48	1.36
33	2L	201	CYC	C3B-C2B	5.65	1.48	1.36
33	hI	201	CYC	C3B-C2B	5.65	1.48	1.36
33	h5	201	CYC	C3B-C2B	5.64	1.48	1.36
33	b8	201	CYC	C3B-C2B	5.64	1.48	1.36
33	XB	201	CYC	C2A-C3A	5.64	1.48	1.36
33	z4	201	CYC	C2A-C3A	5.63	1.48	1.36
33	X4	201	CYC	C2A-C3A	5.63	1.48	1.36
33	2G	201	CYC	C3B-C2B	5.63	1.48	1.36
33	3F	101	CYC	C3B-C2B	5.62	1.48	1.36
45	d1	402	PHO	C4D-CHA	5.62	1.48	1.39

Continued on next page...

Continued from previous page...

Mol	Chain	Res	Type	Atoms	Z	Observed(Å)	Ideal(Å)
45	A1	412	PHO	C4D-CHA	5.62	1.48	1.39
33	zB	201	CYC	C2A-C3A	5.62	1.48	1.36
45	DE	401	PHO	C4D-CHA	5.61	1.48	1.39
33	R4	201	CYC	C3B-C2B	5.59	1.48	1.36
33	RB	201	CYC	C3B-C2B	5.59	1.48	1.36
33	hK	201	CYC	CHB-C1B	5.59	1.51	1.38
33	hF	201	CYC	CHB-C1B	5.58	1.51	1.38
33	fK	201	CYC	C3B-C2B	5.57	1.48	1.36
33	JG	201	CYC	CHB-C1B	5.57	1.51	1.38
33	YF	201	CYC	CHB-C1B	5.57	1.51	1.38
33	fF	201	CYC	C3B-C2B	5.57	1.48	1.36
33	3K	101	CYC	C3B-C2B	5.57	1.48	1.36
33	Q4	201	CYC	C2A-C3A	5.56	1.48	1.36
33	YK	201	CYC	CHB-C1B	5.55	1.51	1.38
33	dF	201	CYC	CHB-C1B	5.54	1.51	1.38
33	JL	201	CYC	CHB-C1B	5.54	1.51	1.38
33	QB	201	CYC	C2A-C3A	5.54	1.48	1.36
45	d1	402	PHO	C3B-C4B	5.54	1.47	1.41
33	dK	201	CYC	CHB-C1B	5.52	1.51	1.38
33	MG	201	CYC	C2A-C3A	5.52	1.48	1.36
33	ML	201	CYC	C2A-C3A	5.52	1.48	1.36
33	IK	201	CYC	CHB-C1B	5.51	1.51	1.38
33	PB	201	CYC	C2A-C3A	5.51	1.48	1.36
33	IF	201	CYC	CHB-C1B	5.51	1.51	1.38
45	aD	412	PHO	C4D-CHA	5.50	1.48	1.39
45	DE	403	PHO	C4D-CHA	5.50	1.48	1.39
33	RG	201	CYC	C2A-C3A	5.50	1.48	1.36
33	P4	201	CYC	C2A-C3A	5.47	1.48	1.36
45	DD	403	PHO	C4D-CHA	5.47	1.48	1.39
33	e8	201	CYC	C3B-C2B	5.47	1.48	1.36
33	RL	201	CYC	C2A-C3A	5.47	1.48	1.36
45	D1	402	PHO	C4D-CHA	5.46	1.48	1.39
33	eI	201	CYC	C3B-C2B	5.44	1.48	1.36
33	eJ	201	CYC	C3B-C2B	5.44	1.48	1.36
33	e3	201	CYC	C3B-C2B	5.43	1.48	1.36
33	SB	201	CYC	C3B-C2B	5.43	1.48	1.36
33	e7	201	CYC	C3B-C2B	5.43	1.48	1.36
33	k3	201	CYC	C3B-C2B	5.43	1.48	1.36
33	eH	201	CYC	C3B-C2B	5.42	1.48	1.36
33	e6	201	CYC	C3B-C2B	5.42	1.48	1.36
33	k2	201	CYC	C3B-C2B	5.42	1.48	1.36
33	Z4	201	CYC	C3B-C2B	5.42	1.48	1.36

Continued on next page...

Continued from previous page...

Mol	Chain	Res	Type	Atoms	Z	Observed(Å)	Ideal(Å)
33	e2	201	CYC	C3B-C2B	5.42	1.48	1.36
33	OB	201	CYC	C3B-C2B	5.42	1.48	1.36
33	e5	201	CYC	C3B-C2B	5.42	1.48	1.36
33	e9	201	CYC	C3B-C2B	5.42	1.48	1.36
45	aD	412	PHO	C3B-C4B	5.42	1.47	1.41
33	O4	201	CYC	C3B-C2B	5.41	1.48	1.36
33	ZB	201	CYC	C3B-C2B	5.41	1.48	1.36
33	k7	201	CYC	C3B-C2B	5.41	1.48	1.36
33	eA	201	CYC	C3B-C2B	5.41	1.48	1.36
33	g6	202	CYC	C3B-C2B	5.41	1.48	1.36
33	k9	201	CYC	C3B-C2B	5.41	1.48	1.36
33	gC	301	CYC	C3B-C2B	5.41	1.48	1.36
45	DE	403	PHO	C3B-C4B	5.41	1.47	1.41
33	S4	201	CYC	C3B-C2B	5.41	1.48	1.36
45	D1	402	PHO	C3B-C4B	5.41	1.47	1.41
33	IG	201	CYC	CHB-C1B	5.41	1.50	1.38
33	g7	202	CYC	C3B-C2B	5.41	1.48	1.36
33	kI	201	CYC	C3B-C2B	5.40	1.48	1.36
45	DE	401	PHO	C3B-C4B	5.40	1.47	1.41
33	kH	201	CYC	C3B-C2B	5.40	1.48	1.36
33	g5	202	CYC	C3B-C2B	5.40	1.48	1.36
33	t4	1001	CYC	C1D-C2D	5.40	1.54	1.41
33	gJ	202	CYC	C3B-C2B	5.40	1.48	1.36
33	uB	201	CYC	CHA-C1A	5.40	1.49	1.38
33	k5	201	CYC	C3B-C2B	5.39	1.48	1.36
33	eC	201	CYC	C3B-C2B	5.39	1.48	1.36
33	gI	301	CYC	C3B-C2B	5.39	1.48	1.36
33	gA	301	CYC	C3B-C2B	5.39	1.48	1.36
33	AG	201	CYC	C3B-C2B	5.39	1.48	1.36
33	g8	202	CYC	C3B-C2B	5.39	1.48	1.36
33	k8	201	CYC	C3B-C2B	5.39	1.48	1.36
45	A1	412	PHO	C3B-C4B	5.39	1.47	1.41
33	kA	201	CYC	C3B-C2B	5.39	1.48	1.36
33	IL	201	CYC	CHB-C1B	5.39	1.50	1.38
33	u4	201	CYC	CHA-C1A	5.39	1.49	1.38
33	tB	1001	CYC	C1D-C2D	5.39	1.54	1.41
33	AL	201	CYC	C3B-C2B	5.38	1.48	1.36
45	d1	402	PHO	C3D-C4D	-5.38	1.33	1.41
33	jF	201	CYC	C3B-C2B	5.38	1.48	1.36
33	gH	202	CYC	C3B-C2B	5.38	1.48	1.36
33	YK	201	CYC	CHB-C4A	5.38	1.53	1.40
33	kJ	201	CYC	C3B-C2B	5.38	1.48	1.36

Continued on next page...

Continued from previous page...

Mol	Chain	Res	Type	Atoms	Z	Observed(Å)	Ideal(Å)
33	k6	201	CYC	C3B-C2B	5.38	1.48	1.36
33	kC	201	CYC	C3B-C2B	5.38	1.48	1.36
33	g3	202	CYC	C3B-C2B	5.38	1.48	1.36
33	1L	201	CYC	CHB-C1B	5.38	1.50	1.38
38	hE	103	SQD	O48-C23	5.37	1.49	1.33
38	hD	103	SQD	O48-C23	5.37	1.49	1.33
33	jK	201	CYC	C3B-C2B	5.37	1.48	1.36
38	h1	103	SQD	O48-C23	5.37	1.49	1.33
33	LK	201	CYC	CHA-C1A	5.37	1.49	1.38
33	g9	202	CYC	C3B-C2B	5.36	1.48	1.36
33	wB	201	CYC	C2A-C3A	5.36	1.48	1.36
33	cI	201	CYC	C3B-C2B	5.35	1.48	1.36
33	1G	201	CYC	CHB-C1B	5.35	1.50	1.38
33	YF	201	CYC	CHB-C4A	5.35	1.52	1.40
33	g2	202	CYC	C3B-C2B	5.35	1.48	1.36
33	c2	201	CYC	C3B-C2B	5.34	1.48	1.36
33	w4	201	CYC	C2A-C3A	5.34	1.48	1.36
33	LF	201	CYC	CHA-C1A	5.34	1.49	1.38
45	DD	403	PHO	C3B-C4B	5.34	1.47	1.41
33	dK	201	CYC	CHB-C4A	5.34	1.52	1.40
33	c3	201	CYC	C3B-C2B	5.33	1.48	1.36
33	w4	201	CYC	C3B-C2B	5.33	1.48	1.36
33	dF	201	CYC	CHB-C4A	5.33	1.52	1.40
33	c6	201	CYC	C3B-C2B	5.32	1.48	1.36
33	iC	202	CYC	C3B-C2B	5.32	1.48	1.36
33	wB	201	CYC	C3B-C2B	5.32	1.48	1.36
33	i2	202	CYC	C3B-C2B	5.32	1.48	1.36
33	c5	201	CYC	C3B-C2B	5.32	1.48	1.36
33	c9	201	CYC	C3B-C2B	5.31	1.48	1.36
33	hF	201	CYC	CHB-C4A	5.31	1.52	1.40
33	cH	201	CYC	C3B-C2B	5.31	1.48	1.36
33	iA	202	CYC	C3B-C2B	5.31	1.48	1.36
33	BB	1002	CYC	C3B-C2B	5.31	1.48	1.36
33	a4	201	CYC	C2A-C3A	5.31	1.48	1.36
33	c7	201	CYC	C3B-C2B	5.30	1.48	1.36
33	cJ	201	CYC	C3B-C2B	5.30	1.48	1.36
33	c8	201	CYC	C3B-C2B	5.30	1.48	1.36
33	i8	202	CYC	C3B-C2B	5.30	1.48	1.36
33	i3	202	CYC	C3B-C2B	5.29	1.48	1.36
33	hK	201	CYC	CHB-C4A	5.29	1.52	1.40
33	i6	202	CYC	C3B-C2B	5.29	1.48	1.36
33	cC	201	CYC	C3B-C2B	5.29	1.48	1.36

Continued on next page...

Continued from previous page...

Mol	Chain	Res	Type	Atoms	Z	Observed(Å)	Ideal(Å)
33	V4	201	CYC	C3B-C2B	5.29	1.48	1.36
33	B4	1002	CYC	C3B-C2B	5.29	1.48	1.36
33	cA	201	CYC	C3B-C2B	5.29	1.48	1.36
33	iH	202	CYC	C3B-C2B	5.29	1.48	1.36
33	CB	1001	CYC	C3B-C2B	5.29	1.48	1.36
33	i7	202	CYC	C3B-C2B	5.29	1.48	1.36
33	aB	201	CYC	C2A-C3A	5.29	1.48	1.36
45	aE	412	PHO	C3C-C2C	5.28	1.48	1.36
45	A1	412	PHO	C3D-C4D	-5.28	1.33	1.41
33	VB	201	CYC	C3B-C2B	5.28	1.48	1.36
45	aD	412	PHO	C3D-C4D	-5.28	1.33	1.41
33	i9	202	CYC	C3B-C2B	5.28	1.47	1.36
33	C4	1001	CYC	C3B-C2B	5.28	1.47	1.36
33	iJ	202	CYC	C3B-C2B	5.28	1.47	1.36
33	i5	202	CYC	C3B-C2B	5.27	1.47	1.36
33	iI	202	CYC	C3B-C2B	5.27	1.47	1.36
33	NL	201	CYC	C3B-C2B	5.27	1.47	1.36
33	NG	201	CYC	C3B-C2B	5.26	1.47	1.36
33	JF	201	CYC	C3B-C2B	5.25	1.47	1.36
45	aD	412	PHO	C14-C13	-5.25	1.36	1.52
33	JK	201	CYC	C3B-C2B	5.25	1.47	1.36
45	DE	401	PHO	C3D-C4D	-5.24	1.33	1.41
33	uB	201	CYC	C2A-C3A	5.23	1.47	1.36
33	kK	201	CYC	C3B-C2B	5.23	1.47	1.36
45	dD	402	PHO	C3C-C2C	5.22	1.47	1.36
33	kF	201	CYC	C3B-C2B	5.22	1.47	1.36
33	Y4	201	CYC	C3B-C2B	5.21	1.47	1.36
33	3F	101	CYC	C2A-C3A	5.21	1.47	1.36
45	D1	402	PHO	C3C-C2C	5.21	1.47	1.36
45	a1	413	PHO	C3C-C2C	5.21	1.47	1.36
33	3K	101	CYC	C2A-C3A	5.21	1.47	1.36
33	QB	201	CYC	C3B-C2B	5.20	1.47	1.36
45	dE	402	PHO	C3C-C2C	5.20	1.47	1.36
33	WG	201	CYC	C3B-C2B	5.20	1.47	1.36
33	S4	201	CYC	CHB-C1B	5.20	1.50	1.38
33	YB	201	CYC	C3B-C2B	5.19	1.47	1.36
33	Q4	201	CYC	C3B-C2B	5.19	1.47	1.36
33	SB	201	CYC	CHB-C1B	5.19	1.50	1.38
33	u4	201	CYC	C2A-C3A	5.19	1.47	1.36
33	WL	201	CYC	C3B-C2B	5.19	1.47	1.36
33	O4	201	CYC	C2A-C3A	5.19	1.47	1.36
33	LF	201	CYC	C2A-C3A	5.19	1.47	1.36

Continued on next page...

Continued from previous page...

Mol	Chain	Res	Type	Atoms	Z	Observed(Å)	Ideal(Å)
33	aB	201	CYC	CHB-C1B	5.18	1.50	1.38
45	DD	403	PHO	C3C-C2C	5.18	1.47	1.36
45	DE	403	PHO	C3C-C2C	5.18	1.47	1.36
33	IF	201	CYC	CHB-C4A	5.18	1.52	1.40
33	TG	201	CYC	C3B-C2B	5.17	1.47	1.36
33	JK	201	CYC	CHB-C1B	5.17	1.50	1.38
33	nF	202	CYC	C3B-C2B	5.17	1.47	1.36
33	OB	201	CYC	C2A-C3A	5.16	1.47	1.36
33	LK	201	CYC	C2A-C3A	5.16	1.47	1.36
33	IL	201	CYC	C3B-C2B	5.16	1.47	1.36
33	JF	201	CYC	CHB-C1B	5.16	1.50	1.38
33	KG	201	CYC	C3B-C2B	5.15	1.47	1.36
33	a4	201	CYC	CHB-C1B	5.15	1.50	1.38
33	RG	201	CYC	C3B-C2B	5.15	1.47	1.36
33	KL	201	CYC	C3B-C2B	5.14	1.47	1.36
33	RL	201	CYC	C3B-C2B	5.14	1.47	1.36
33	TL	201	CYC	C3B-C2B	5.14	1.47	1.36
33	nK	202	CYC	C3B-C2B	5.14	1.47	1.36
33	ZK	201	CYC	C3B-C2B	5.14	1.47	1.36
33	IK	201	CYC	CHB-C4A	5.14	1.52	1.40
45	aE	412	PHO	C3B-C2B	5.13	1.47	1.40
33	t4	1001	CYC	C4D-ND	-5.13	1.29	1.37
33	SL	201	CYC	C3B-C2B	5.13	1.47	1.36
33	IG	201	CYC	C3B-C2B	5.13	1.47	1.36
33	SG	201	CYC	C3B-C2B	5.13	1.47	1.36
45	a1	413	PHO	C3B-C2B	5.13	1.47	1.40
33	OG	201	CYC	C2A-C3A	5.12	1.47	1.36
33	OL	201	CYC	C2A-C3A	5.12	1.47	1.36
33	WB	201	CYC	CHA-C1A	5.12	1.48	1.38
33	T4	201	CYC	C3B-C2B	5.12	1.47	1.36
33	W4	201	CYC	CHA-C1A	5.12	1.48	1.38
33	ZF	201	CYC	C3B-C2B	5.12	1.47	1.36
33	tB	1001	CYC	C3B-C2B	5.12	1.47	1.36
33	tB	1001	CYC	C4D-ND	-5.12	1.29	1.37
33	XB	201	CYC	C3B-C2B	5.11	1.47	1.36
33	X4	201	CYC	C3B-C2B	5.11	1.47	1.36
33	ZF	201	CYC	CHD-C1D	5.11	1.52	1.40
33	TB	201	CYC	C3B-C2B	5.11	1.47	1.36
33	q4	201	CYC	CHA-C1A	5.11	1.48	1.38
33	W4	201	CYC	C3B-C2B	5.11	1.47	1.36
33	ZK	201	CYC	CHD-C1D	5.10	1.52	1.40
33	sB	201	CYC	C2A-C3A	5.10	1.47	1.36

Continued on next page...

Continued from previous page...

Mol	Chain	Res	Type	Atoms	Z	Observed(Å)	Ideal(Å)
33	WB	201	CYC	C3B-C2B	5.10	1.47	1.36
33	qB	201	CYC	CHA-C1A	5.09	1.48	1.38
33	t4	1001	CYC	C3B-C2B	5.09	1.47	1.36
33	PB	201	CYC	C3B-C2B	5.08	1.47	1.36
33	P4	201	CYC	C3B-C2B	5.08	1.47	1.36
33	PG	201	CYC	C2A-C3A	5.07	1.47	1.36
33	s4	201	CYC	C2A-C3A	5.07	1.47	1.36
33	PL	201	CYC	C2A-C3A	5.07	1.47	1.36
33	3K	101	CYC	CHA-C1A	5.06	1.48	1.38
33	zB	201	CYC	C3B-C2B	5.05	1.47	1.36
33	3F	101	CYC	CHA-C1A	5.04	1.48	1.38
33	YK	201	CYC	CHA-C1A	5.04	1.48	1.38
45	dE	402	PHO	C3D-C4D	-5.04	1.34	1.41
45	A1	412	PHO	O2D-CGD	5.04	1.45	1.33
33	OB	201	CYC	CHA-C1A	5.04	1.48	1.38
33	XF	201	CYC	C3B-C2B	5.04	1.47	1.36
33	XK	201	CYC	C3B-C2B	5.03	1.47	1.36
45	DE	401	PHO	O2D-CGD	5.03	1.45	1.33
33	y4	201	CYC	C2A-C3A	5.03	1.47	1.36
33	6G	201	CYC	C3B-C2B	5.03	1.47	1.36
33	YF	201	CYC	CHA-C1A	5.03	1.48	1.38
33	HG	201	CYC	CHA-C1A	5.03	1.48	1.38
33	z4	201	CYC	C3B-C2B	5.03	1.47	1.36
33	6L	201	CYC	C3B-C2B	5.02	1.47	1.36
33	HL	201	CYC	CHA-C1A	5.02	1.48	1.38
33	yB	201	CYC	C2A-C3A	5.02	1.47	1.36
45	dD	402	PHO	C3D-C4D	-5.02	1.34	1.41
33	hK	201	CYC	CHA-C1A	5.02	1.48	1.38
33	bK	201	CYC	C3B-C2B	5.01	1.47	1.36
33	hF	201	CYC	CHA-C1A	5.00	1.48	1.38
33	O4	201	CYC	CHA-C1A	5.00	1.48	1.38
33	bF	201	CYC	C3B-C2B	5.00	1.47	1.36
45	DD	403	PHO	CAA-C2A	-5.00	1.42	1.54
33	AG	201	CYC	C2A-C3A	4.99	1.47	1.36
33	oB	201	CYC	CHB-C1B	4.99	1.49	1.38
45	DE	401	PHO	C3C-C2C	4.99	1.47	1.36
33	1L	201	CYC	C2A-C3A	4.98	1.47	1.36
45	aD	412	PHO	O2D-CGD	4.98	1.45	1.33
45	DD	401	PHO	C3D-C4D	-4.98	1.34	1.41
33	dF	201	CYC	CHA-C1A	4.97	1.48	1.38
33	q4	201	CYC	C3B-C2B	4.97	1.47	1.36
45	aD	412	PHO	C3C-C2C	4.97	1.47	1.36

Continued on next page...

Continued from previous page...

Mol	Chain	Res	Type	Atoms	Z	Observed(Å)	Ideal(Å)
33	JG	201	CYC	C3B-C2B	4.97	1.47	1.36
33	o4	201	CYC	CHB-C1B	4.96	1.49	1.38
33	qB	201	CYC	C3B-C2B	4.96	1.47	1.36
33	dK	201	CYC	CHA-C1A	4.96	1.48	1.38
33	S4	201	CYC	C2A-C3A	4.96	1.47	1.36
33	1G	201	CYC	C2A-C3A	4.96	1.47	1.36
33	KL	201	CYC	C2A-C3A	4.96	1.47	1.36
33	fF	201	CYC	C2A-C3A	4.96	1.47	1.36
33	JL	201	CYC	C3B-C2B	4.96	1.47	1.36
33	AL	201	CYC	C2A-C3A	4.95	1.47	1.36
33	SB	201	CYC	C2A-C3A	4.95	1.47	1.36
33	fK	201	CYC	C2A-C3A	4.95	1.47	1.36
33	B4	1001	CYC	CHB-C1B	4.95	1.49	1.38
33	KG	201	CYC	C2A-C3A	4.95	1.47	1.36
33	T4	201	CYC	C2A-C3A	4.94	1.47	1.36
33	TB	201	CYC	C2A-C3A	4.94	1.47	1.36
33	R4	201	CYC	C1C-NC	-4.94	1.31	1.37
33	kK	201	CYC	C2A-C3A	4.94	1.47	1.36
33	BB	1001	CYC	CHB-C1B	4.94	1.49	1.38
33	RB	201	CYC	C1C-NC	-4.94	1.31	1.37
33	XK	201	CYC	CHA-C1A	4.94	1.48	1.38
33	VG	201	CYC	C3B-C2B	4.94	1.47	1.36
33	RB	201	CYC	OB-C4B	4.93	1.33	1.23
33	VL	201	CYC	C3B-C2B	4.93	1.47	1.36
45	A1	412	PHO	C3C-C2C	4.93	1.47	1.36
33	kF	201	CYC	C2A-C3A	4.93	1.47	1.36
33	oB	201	CYC	CHA-C1A	4.93	1.48	1.38
33	tB	1001	CYC	C1D-ND	-4.92	1.29	1.37
33	XF	201	CYC	CHA-C1A	4.92	1.48	1.38
33	R4	201	CYC	OB-C4B	4.92	1.32	1.23
45	aE	412	PHO	C3D-C4D	-4.92	1.34	1.41
33	i3	202	CYC	C2A-C3A	4.92	1.47	1.36
33	gK	201	CYC	CHA-C1A	4.92	1.48	1.38
45	DD	401	PHO	O2D-CGD	4.91	1.45	1.33
33	uB	201	CYC	CHB-C1B	4.91	1.49	1.38
33	ZB	201	CYC	C2A-C3A	4.91	1.47	1.36
33	Z4	201	CYC	C2A-C3A	4.91	1.47	1.36
33	i6	202	CYC	C2A-C3A	4.91	1.47	1.36
33	i9	202	CYC	C2A-C3A	4.91	1.47	1.36
45	DD	401	PHO	C3C-C2C	4.91	1.47	1.36
33	gF	201	CYC	CHA-C1A	4.91	1.48	1.38
45	aE	412	PHO	O2D-CGD	4.91	1.45	1.33

Continued on next page...

Continued from previous page...

Mol	Chain	Res	Type	Atoms	Z	Observed(Å)	Ideal(Å)
33	u4	201	CYC	CHB-C1B	4.90	1.49	1.38
33	t4	1001	CYC	C1D-ND	-4.90	1.29	1.37
33	iH	202	CYC	C2A-C3A	4.90	1.47	1.36
33	9K	201	CYC	C3B-C2B	4.90	1.47	1.36
33	9F	201	CYC	C3B-C2B	4.90	1.47	1.36
33	iI	202	CYC	C2A-C3A	4.90	1.47	1.36
33	i2	202	CYC	C2A-C3A	4.90	1.47	1.36
33	GL	201	CYC	C3B-C2B	4.89	1.47	1.36
33	SB	201	CYC	CHA-C1A	4.89	1.48	1.38
33	iC	202	CYC	C2A-C3A	4.89	1.47	1.36
33	1L	201	CYC	CHB-C4A	4.89	1.51	1.40
33	KK	201	CYC	CHD-C1D	4.89	1.51	1.40
33	Y4	201	CYC	C2A-C3A	4.89	1.47	1.36
33	GG	201	CYC	C3B-C2B	4.89	1.47	1.36
33	i7	202	CYC	C2A-C3A	4.89	1.47	1.36
33	o4	201	CYC	CHA-C1A	4.89	1.48	1.38
33	TL	201	CYC	CHA-C1A	4.89	1.48	1.38
33	1G	201	CYC	CHB-C4A	4.89	1.51	1.40
33	TG	201	CYC	CHA-C1A	4.89	1.48	1.38
33	iA	202	CYC	C2A-C3A	4.88	1.47	1.36
33	iJ	202	CYC	C2A-C3A	4.88	1.47	1.36
33	kC	201	CYC	C2A-C3A	4.88	1.47	1.36
33	S4	201	CYC	CHA-C1A	4.88	1.48	1.38
33	b7	201	CYC	C2A-C3A	4.88	1.47	1.36
33	d9	201	CYC	C2A-C3A	4.88	1.47	1.36
33	l9	201	CYC	C2A-C3A	4.88	1.47	1.36
33	i5	202	CYC	C2A-C3A	4.88	1.47	1.36
33	KF	201	CYC	CHD-C1D	4.88	1.51	1.40
33	i8	202	CYC	C2A-C3A	4.88	1.47	1.36
33	k3	201	CYC	C2A-C3A	4.88	1.47	1.36
33	e9	201	CYC	C2A-C3A	4.87	1.47	1.36
33	e8	201	CYC	C2A-C3A	4.87	1.47	1.36
33	LG	201	CYC	C3D-C2D	4.87	1.51	1.38
33	mF	201	CYC	C3B-C2B	4.87	1.47	1.36
33	d6	201	CYC	C2A-C3A	4.87	1.47	1.36
33	k9	201	CYC	C2A-C3A	4.87	1.47	1.36
33	mK	201	CYC	CHA-C1A	4.87	1.48	1.38
33	k6	201	CYC	C2A-C3A	4.87	1.47	1.36
33	k5	201	CYC	C2A-C3A	4.87	1.47	1.36
45	aD	412	PHO	C3B-C2B	4.87	1.47	1.40
33	ZK	201	CYC	C1D-C2D	4.87	1.53	1.41
33	bI	201	CYC	C2A-C3A	4.86	1.47	1.36

Continued on next page...

Continued from previous page...

Mol	Chain	Res	Type	Atoms	Z	Observed(Å)	Ideal(Å)
33	bJ	201	CYC	C2A-C3A	4.86	1.47	1.36
33	eC	201	CYC	C2A-C3A	4.86	1.47	1.36
33	3K	101	CYC	CHB-C1B	4.86	1.49	1.38
33	3F	101	CYC	CHB-C1B	4.86	1.49	1.38
33	QL	201	CYC	CHA-C1A	4.86	1.48	1.38
33	e7	201	CYC	C2A-C3A	4.86	1.47	1.36
45	a1	413	PHO	O2D-CGD	4.86	1.45	1.33
33	YB	201	CYC	C2A-C3A	4.86	1.47	1.36
33	7L	201	CYC	C2A-C3A	4.86	1.47	1.36
33	b3	201	CYC	C2A-C3A	4.86	1.47	1.36
33	dJ	201	CYC	C2A-C3A	4.86	1.47	1.36
45	a1	413	PHO	C3D-C4D	-4.86	1.34	1.41
33	d2	201	CYC	C2A-C3A	4.86	1.47	1.36
33	e3	201	CYC	C2A-C3A	4.86	1.47	1.36
33	r4	201	CYC	C3B-C2B	4.86	1.47	1.36
33	d8	201	CYC	C2A-C3A	4.86	1.47	1.36
33	bA	201	CYC	C2A-C3A	4.86	1.47	1.36
33	7G	201	CYC	C2A-C3A	4.86	1.47	1.36
33	lJ	201	CYC	C2A-C3A	4.86	1.47	1.36
33	WB	201	CYC	C2A-C3A	4.85	1.47	1.36
33	cC	201	CYC	C2A-C3A	4.85	1.47	1.36
33	kH	201	CYC	C2A-C3A	4.85	1.47	1.36
33	mK	201	CYC	C3B-C2B	4.85	1.47	1.36
33	bH	201	CYC	C2A-C3A	4.85	1.47	1.36
33	ZF	201	CYC	C1C-NC	-4.85	1.31	1.37
33	eK	201	CYC	C2A-C3A	4.85	1.47	1.36
33	b2	201	CYC	C2A-C3A	4.85	1.47	1.36
33	W4	201	CYC	C2A-C3A	4.85	1.47	1.36
33	k2	201	CYC	C2A-C3A	4.85	1.47	1.36
33	bC	201	CYC	C2A-C3A	4.85	1.47	1.36
33	eH	201	CYC	C2A-C3A	4.85	1.47	1.36
33	MF	201	CYC	CHB-C1B	4.85	1.49	1.38
33	l6	201	CYC	C2A-C3A	4.85	1.47	1.36
33	cI	201	CYC	C2A-C3A	4.85	1.47	1.36
33	PL	201	CYC	C3B-C2B	4.85	1.47	1.36
33	k7	201	CYC	C2A-C3A	4.85	1.47	1.36
33	ZF	201	CYC	C1D-C2D	4.85	1.53	1.41
33	g5	202	CYC	C2A-C3A	4.85	1.47	1.36
33	kA	201	CYC	C2A-C3A	4.85	1.47	1.36
33	QG	201	CYC	CHA-C1A	4.85	1.48	1.38
33	d3	201	CYC	C2A-C3A	4.85	1.47	1.36
33	g9	202	CYC	C2A-C3A	4.85	1.47	1.36

Continued on next page...

Continued from previous page...

Mol	Chain	Res	Type	Atoms	Z	Observed(Å)	Ideal(Å)
33	dH	201	CYC	C2A-C3A	4.85	1.47	1.36
33	VG	201	CYC	CHA-C1A	4.85	1.48	1.38
33	mF	201	CYC	CHA-C1A	4.85	1.48	1.38
33	eI	201	CYC	C2A-C3A	4.85	1.47	1.36
33	LL	201	CYC	C3D-C2D	4.85	1.51	1.38
33	OG	201	CYC	C3B-C2B	4.85	1.47	1.36
33	g8	202	CYC	C2A-C3A	4.85	1.47	1.36
33	dC	201	CYC	C2A-C3A	4.84	1.47	1.36
33	hC	201	CYC	C2A-C3A	4.84	1.47	1.36
33	d7	201	CYC	C2A-C3A	4.84	1.47	1.36
33	b5	201	CYC	C2A-C3A	4.84	1.47	1.36
33	l3	201	CYC	C2A-C3A	4.84	1.47	1.36
33	g7	202	CYC	C2A-C3A	4.84	1.47	1.36
33	l8	201	CYC	C2A-C3A	4.84	1.47	1.36
33	hA	201	CYC	C2A-C3A	4.84	1.47	1.36
33	rB	201	CYC	C3B-C2B	4.84	1.47	1.36
33	eA	201	CYC	C2A-C3A	4.84	1.47	1.36
33	dI	201	CYC	C2A-C3A	4.84	1.47	1.36
33	KF	201	CYC	CHA-C1A	4.84	1.48	1.38
33	PG	201	CYC	C3B-C2B	4.84	1.47	1.36
33	g3	202	CYC	C2A-C3A	4.84	1.47	1.36
33	lA	201	CYC	C2A-C3A	4.84	1.47	1.36
45	DD	401	PHO	C3B-C2B	4.84	1.47	1.40
33	l5	201	CYC	C2A-C3A	4.84	1.47	1.36
33	k8	201	CYC	C2A-C3A	4.84	1.47	1.36
33	4L	201	CYC	C3B-C2B	4.84	1.47	1.36
33	c7	201	CYC	C2A-C3A	4.84	1.47	1.36
33	lC	201	CYC	C2A-C3A	4.84	1.47	1.36
33	GL	201	CYC	CHA-C1A	4.84	1.48	1.38
33	MK	201	CYC	CHB-C1B	4.84	1.49	1.38
33	dA	201	CYC	C2A-C3A	4.84	1.47	1.36
33	OL	201	CYC	C3B-C2B	4.84	1.47	1.36
33	fA	201	CYC	C2A-C3A	4.83	1.47	1.36
33	h2	201	CYC	C2A-C3A	4.83	1.47	1.36
33	l7	201	CYC	C2A-C3A	4.83	1.47	1.36
33	gH	202	CYC	C2A-C3A	4.83	1.47	1.36
33	VL	201	CYC	CHA-C1A	4.83	1.48	1.38
33	c8	201	CYC	C2A-C3A	4.83	1.47	1.36
33	lH	201	CYC	C2A-C3A	4.83	1.47	1.36
33	tB	1001	CYC	CHD-C1D	4.83	1.51	1.40
33	kJ	201	CYC	C2A-C3A	4.83	1.47	1.36
33	e6	201	CYC	C2A-C3A	4.83	1.47	1.36

Continued on next page...

Continued from previous page...

Mol	Chain	Res	Type	Atoms	Z	Observed(Å)	Ideal(Å)
33	jI	201	CYC	C2A-C3A	4.83	1.47	1.36
33	eF	201	CYC	CHB-C1B	4.83	1.49	1.38
33	eK	201	CYC	CHB-C1B	4.83	1.49	1.38
33	f7	201	CYC	C2A-C3A	4.83	1.47	1.36
33	gI	301	CYC	C2A-C3A	4.83	1.47	1.36
33	Q4	201	CYC	CHA-C1A	4.83	1.48	1.38
33	e5	201	CYC	C2A-C3A	4.83	1.47	1.36
33	h8	201	CYC	C2A-C3A	4.83	1.47	1.36
33	lI	201	CYC	C2A-C3A	4.83	1.47	1.36
33	f2	201	CYC	C2A-C3A	4.83	1.47	1.36
33	g2	202	CYC	C2A-C3A	4.83	1.47	1.36
33	gC	301	CYC	C2A-C3A	4.83	1.47	1.36
33	d5	201	CYC	C2A-C3A	4.83	1.47	1.36
33	eF	201	CYC	C2A-C3A	4.83	1.47	1.36
33	b6	201	CYC	C2A-C3A	4.82	1.47	1.36
33	g6	202	CYC	C2A-C3A	4.82	1.47	1.36
33	fJ	201	CYC	C2A-C3A	4.82	1.47	1.36
33	t4	1001	CYC	CHD-C1D	4.82	1.51	1.40
33	f8	201	CYC	C2A-C3A	4.82	1.47	1.36
33	b9	201	CYC	C2A-C3A	4.82	1.47	1.36
33	3K	101	CYC	CHB-C4A	4.82	1.51	1.40
33	nK	202	CYC	CHA-C1A	4.82	1.48	1.38
33	mF	201	CYC	C2A-C3A	4.82	1.47	1.36
33	b8	201	CYC	C2A-C3A	4.82	1.47	1.36
33	gA	301	CYC	C2A-C3A	4.82	1.47	1.36
33	kI	201	CYC	C2A-C3A	4.82	1.47	1.36
33	j9	201	CYC	C2A-C3A	4.82	1.47	1.36
33	QB	201	CYC	CHA-C1A	4.82	1.48	1.38
33	eJ	201	CYC	C2A-C3A	4.82	1.47	1.36
33	kF	201	CYC	CHA-C1A	4.82	1.48	1.38
33	cH	201	CYC	C2A-C3A	4.82	1.47	1.36
33	3F	101	CYC	CHB-C4A	4.82	1.51	1.40
33	4G	201	CYC	C3B-C2B	4.82	1.47	1.36
33	hH	201	CYC	C2A-C3A	4.82	1.47	1.36
33	j8	201	CYC	C2A-C3A	4.82	1.47	1.36
33	e2	201	CYC	C2A-C3A	4.82	1.47	1.36
33	nF	202	CYC	CHA-C1A	4.82	1.48	1.38
33	h9	201	CYC	C2A-C3A	4.81	1.47	1.36
33	hJ	201	CYC	C2A-C3A	4.81	1.47	1.36
33	fI	201	CYC	C2A-C3A	4.81	1.47	1.36
33	cJ	201	CYC	C2A-C3A	4.81	1.47	1.36
33	c9	201	CYC	C2A-C3A	4.81	1.47	1.36

Continued on next page...

Continued from previous page...

Mol	Chain	Res	Type	Atoms	Z	Observed(Å)	Ideal(Å)
33	h6	201	CYC	C2A-C3A	4.81	1.47	1.36
33	c5	201	CYC	C2A-C3A	4.81	1.47	1.36
45	A1	412	PHO	C3B-C2B	4.81	1.47	1.40
33	fH	201	CYC	C2A-C3A	4.81	1.47	1.36
33	f9	201	CYC	C2A-C3A	4.81	1.47	1.36
33	GG	201	CYC	CHA-C1A	4.81	1.48	1.38
33	fC	201	CYC	C2A-C3A	4.81	1.47	1.36
33	nK	201	CYC	C3B-C2B	4.81	1.46	1.36
33	jC	201	CYC	C2A-C3A	4.81	1.46	1.36
33	hI	201	CYC	C2A-C3A	4.81	1.46	1.36
33	gJ	202	CYC	C2A-C3A	4.81	1.46	1.36
33	VG	201	CYC	C2A-C3A	4.81	1.46	1.36
33	l2	201	CYC	C2A-C3A	4.81	1.46	1.36
33	c2	201	CYC	C2A-C3A	4.81	1.46	1.36
33	5L	201	CYC	C2A-C3A	4.81	1.46	1.36
33	MF	201	CYC	C3B-C2B	4.81	1.46	1.36
33	kK	201	CYC	CHA-C1A	4.81	1.48	1.38
33	c6	201	CYC	C2A-C3A	4.80	1.46	1.36
33	jH	201	CYC	C2A-C3A	4.80	1.46	1.36
33	KK	201	CYC	CHA-C1A	4.80	1.48	1.38
33	h5	201	CYC	C2A-C3A	4.80	1.46	1.36
45	dE	402	PHO	C3B-C2B	4.80	1.47	1.40
33	5G	201	CYC	C2A-C3A	4.80	1.46	1.36
33	j5	201	CYC	C2A-C3A	4.80	1.46	1.36
33	jJ	201	CYC	C2A-C3A	4.80	1.46	1.36
33	ZK	201	CYC	C1C-NC	-4.80	1.31	1.37
33	h7	201	CYC	C2A-C3A	4.80	1.46	1.36
33	1G	201	CYC	C1C-NC	-4.80	1.31	1.37
38	BE	621	SQD	O8-S	4.80	1.64	1.47
33	mK	201	CYC	C2A-C3A	4.80	1.46	1.36
33	WG	201	CYC	CHB-C1B	4.80	1.49	1.38
33	h3	201	CYC	C2A-C3A	4.80	1.46	1.36
33	j6	201	CYC	C2A-C3A	4.80	1.46	1.36
33	j2	201	CYC	C2A-C3A	4.80	1.46	1.36
33	c3	201	CYC	C2A-C3A	4.80	1.46	1.36
33	1L	201	CYC	C1C-NC	-4.79	1.31	1.37
33	jA	201	CYC	C2A-C3A	4.79	1.46	1.36
33	WL	201	CYC	CHB-C1B	4.79	1.49	1.38
33	TB	201	CYC	CHA-C1A	4.79	1.48	1.38
33	cA	201	CYC	C2A-C3A	4.79	1.46	1.36
33	f3	201	CYC	C2A-C3A	4.79	1.46	1.36
33	nF	201	CYC	C3B-C2B	4.79	1.46	1.36

Continued on next page...

Continued from previous page...

Mol	Chain	Res	Type	Atoms	Z	Observed(Å)	Ideal(Å)
33	j7	201	CYC	C2A-C3A	4.79	1.46	1.36
33	WG	201	CYC	C2A-C3A	4.78	1.46	1.36
33	VL	201	CYC	C2A-C3A	4.78	1.46	1.36
33	j3	201	CYC	C2A-C3A	4.78	1.46	1.36
33	f5	201	CYC	C2A-C3A	4.78	1.46	1.36
33	MK	201	CYC	C3B-C2B	4.78	1.46	1.36
45	DE	401	PHO	C3B-C2B	4.78	1.47	1.40
47	VD	201	HEM	FE-NB	4.78	2.09	1.94
33	9F	201	CYC	C2A-C3A	4.78	1.46	1.36
38	BD	621	SQD	O8-S	4.78	1.64	1.47
33	IG	201	CYC	CHB-C4A	4.77	1.51	1.40
33	IL	201	CYC	CHB-C4A	4.77	1.51	1.40
33	f6	201	CYC	C2A-C3A	4.77	1.46	1.36
33	tB	1001	CYC	CHA-C1A	4.77	1.47	1.38
33	V4	201	CYC	CHD-C1D	4.77	1.51	1.40
33	cF	201	CYC	C1C-NC	-4.77	1.31	1.37
33	T4	201	CYC	CHA-C1A	4.77	1.47	1.38
33	O4	201	CYC	CHB-C1B	4.77	1.49	1.38
33	WL	201	CYC	C2A-C3A	4.76	1.46	1.36
33	P4	201	CYC	CHD-C1D	4.76	1.51	1.40
33	Z4	201	CYC	CHA-C1A	4.76	1.47	1.38
38	B1	622	SQD	O8-S	4.76	1.64	1.47
33	t4	1001	CYC	CHA-C1A	4.76	1.47	1.38
45	dD	402	PHO	C3B-C2B	4.76	1.47	1.40
33	JG	201	CYC	C2A-C3A	4.76	1.46	1.36
33	eF	201	CYC	C3B-C2B	4.76	1.46	1.36
47	VE	201	HEM	FE-NB	4.76	2.09	1.94
47	V1	201	HEM	FE-NB	4.76	2.09	1.94
33	s4	201	CYC	C3B-C2B	4.75	1.46	1.36
33	OB	201	CYC	CHB-C1B	4.75	1.49	1.38
33	nK	202	CYC	CHB-C1B	4.75	1.49	1.38
33	VB	201	CYC	CHD-C1D	4.75	1.51	1.40
47	fD	101	HEM	FE-NB	4.75	2.09	1.94
33	cK	201	CYC	C1C-NC	-4.75	1.31	1.37
33	sB	201	CYC	C3B-C2B	4.75	1.46	1.36
47	fE	101	HEM	FE-NB	4.75	2.09	1.94
33	nF	202	CYC	CHB-C1B	4.75	1.49	1.38
33	9K	201	CYC	C2A-C3A	4.75	1.46	1.36
33	eK	201	CYC	C3B-C2B	4.75	1.46	1.36
47	ED	101	HEM	FE-NB	4.75	2.09	1.94
33	KK	201	CYC	C3B-C2B	4.74	1.46	1.36
47	f1	101	HEM	FE-NB	4.74	2.09	1.94

Continued on next page...

Continued from previous page...

Mol	Chain	Res	Type	Atoms	Z	Observed(Å)	Ideal(Å)
33	pB	201	CYC	C3B-C2B	4.74	1.46	1.36
33	XB	201	CYC	CHA-C1A	4.74	1.47	1.38
47	EE	101	HEM	FE-NB	4.74	2.09	1.94
33	Q4	201	CYC	CHB-C1B	4.74	1.49	1.38
33	LF	201	CYC	C3B-C2B	4.74	1.46	1.36
33	PB	201	CYC	CHD-C1D	4.74	1.51	1.40
33	IL	201	CYC	C2A-C3A	4.74	1.46	1.36
33	KF	201	CYC	C3B-C2B	4.74	1.46	1.36
33	IG	201	CYC	C2A-C3A	4.74	1.46	1.36
47	E1	101	HEM	FE-NB	4.73	2.09	1.94
38	LE	102	SQD	O8-S	4.73	1.64	1.47
33	QB	201	CYC	CHB-C1B	4.73	1.49	1.38
33	X4	201	CYC	CHA-C1A	4.73	1.47	1.38
38	L1	102	SQD	O8-S	4.72	1.64	1.47
33	jF	201	CYC	CHA-C1A	4.72	1.47	1.38
47	vE	201	HEM	FE-NB	4.72	2.09	1.94
33	JL	201	CYC	C2A-C3A	4.72	1.46	1.36
47	vD	201	HEM	FE-NB	4.72	2.09	1.94
47	v1	201	HEM	FE-NB	4.72	2.09	1.94
33	p4	201	CYC	C3B-C2B	4.72	1.46	1.36
33	BB	1002	CYC	C2A-C3A	4.72	1.46	1.36
33	ZB	201	CYC	CHA-C1A	4.72	1.47	1.38
33	CB	1001	CYC	C2A-C3A	4.72	1.46	1.36
33	rB	201	CYC	CHA-C1A	4.72	1.47	1.38
33	B4	1002	CYC	C2A-C3A	4.71	1.46	1.36
38	LD	102	SQD	O8-S	4.71	1.64	1.47
33	JL	201	CYC	CHB-C4A	4.71	1.51	1.40
33	y4	201	CYC	C3B-C2B	4.71	1.46	1.36
33	IG	201	CYC	CHA-C1A	4.71	1.47	1.38
33	jK	201	CYC	CHA-C1A	4.71	1.47	1.38
33	MG	201	CYC	C3B-C2B	4.71	1.46	1.36
33	yB	201	CYC	C1C-NC	-4.71	1.31	1.37
33	IG	201	CYC	C2C-C1C	-4.70	1.47	1.52
33	LK	201	CYC	C3B-C2B	4.70	1.46	1.36
33	r4	201	CYC	CHA-C1A	4.70	1.47	1.38
33	ML	201	CYC	C3B-C2B	4.70	1.46	1.36
33	IL	201	CYC	CHA-C1A	4.69	1.47	1.38
33	C4	1001	CYC	C2A-C3A	4.69	1.46	1.36
33	B4	1001	CYC	C1C-NC	-4.69	1.31	1.37
33	B4	1001	CYC	CHA-C1A	4.69	1.47	1.38
33	BB	1001	CYC	CHA-C1A	4.69	1.47	1.38
33	7L	201	CYC	C3B-C2B	4.69	1.46	1.36

Continued on next page...

Continued from previous page...

Mol	Chain	Res	Type	Atoms	Z	Observed(Å)	Ideal(Å)
33	vB	201	CYC	C3B-C2B	4.69	1.46	1.36
33	v4	201	CYC	C3B-C2B	4.69	1.46	1.36
33	JG	201	CYC	CHB-C4A	4.69	1.51	1.40
38	LD	101	SQD	O8-S	4.68	1.64	1.47
33	yB	201	CYC	C3B-C2B	4.68	1.46	1.36
33	7G	201	CYC	C3B-C2B	4.68	1.46	1.36
33	y4	201	CYC	C1C-NC	-4.68	1.31	1.37
33	5L	201	CYC	C2C-C1C	-4.68	1.47	1.52
33	JK	201	CYC	C2A-C3A	4.68	1.46	1.36
33	BB	1001	CYC	C1C-NC	-4.68	1.31	1.37
33	IL	201	CYC	C2C-C1C	-4.68	1.47	1.52
33	1L	201	CYC	CHD-C1D	4.67	1.51	1.40
38	L1	101	SQD	O8-S	4.67	1.64	1.47
38	LE	101	SQD	O8-S	4.67	1.64	1.47
33	1G	201	CYC	CHD-C1D	4.67	1.51	1.40
33	MG	201	CYC	CHA-C1A	4.66	1.47	1.38
33	NG	201	CYC	C2A-C3A	4.66	1.46	1.36
33	5L	201	CYC	C3B-C2B	4.66	1.46	1.36
33	Y4	201	CYC	CHD-C1D	4.66	1.51	1.40
33	ML	201	CYC	CHA-C1A	4.66	1.47	1.38
33	5G	201	CYC	C2C-C1C	-4.66	1.47	1.52
33	5G	201	CYC	C3B-C2B	4.66	1.46	1.36
33	4G	201	CYC	CHA-C1A	4.65	1.47	1.38
33	2G	201	CYC	C2A-C3A	4.65	1.46	1.36
33	4L	201	CYC	CHA-C1A	4.65	1.47	1.38
33	zB	201	CYC	CHB-C1B	4.65	1.49	1.38
33	JF	201	CYC	C2A-C3A	4.65	1.46	1.36
33	ZK	201	CYC	CHA-C1A	4.65	1.47	1.38
33	iJ	202	CYC	CHB-C1B	4.65	1.49	1.38
33	ZF	201	CYC	CHA-C1A	4.64	1.47	1.38
33	NL	201	CYC	C2A-C3A	4.64	1.46	1.36
33	VB	201	CYC	CHB-C1B	4.64	1.49	1.38
33	6L	201	CYC	C2A-C3A	4.64	1.46	1.36
33	i5	202	CYC	CHB-C1B	4.64	1.49	1.38
33	C4	1001	CYC	CHB-C1B	4.64	1.49	1.38
33	z4	201	CYC	CHB-C1B	4.64	1.49	1.38
33	YB	201	CYC	CHD-C1D	4.64	1.51	1.40
33	WL	201	CYC	CHA-C1A	4.64	1.47	1.38
33	bF	201	CYC	C2A-C3A	4.64	1.46	1.36
33	WG	201	CYC	CHA-C1A	4.63	1.47	1.38
33	6G	201	CYC	C2A-C3A	4.63	1.46	1.36
33	bK	201	CYC	C2A-C3A	4.63	1.46	1.36

Continued on next page...

Continued from previous page...

Mol	Chain	Res	Type	Atoms	Z	Observed(Å)	Ideal(Å)
33	V4	201	CYC	CHB-C1B	4.63	1.49	1.38
33	B4	1002	CYC	CHB-C1B	4.62	1.49	1.38
33	RB	201	CYC	CHB-C4A	4.62	1.51	1.40
33	CB	1001	CYC	CHB-C1B	4.62	1.49	1.38
38	hE	103	SQD	O8-S	4.62	1.64	1.47
33	HG	201	CYC	C1C-NC	-4.62	1.31	1.37
33	9F	201	CYC	CHB-C1B	4.62	1.49	1.38
38	h1	103	SQD	O8-S	4.61	1.63	1.47
33	ZF	201	CYC	C2A-C3A	4.61	1.46	1.36
33	2L	201	CYC	C2A-C3A	4.61	1.46	1.36
38	hD	103	SQD	O8-S	4.61	1.63	1.47
33	BB	1002	CYC	CHB-C1B	4.61	1.49	1.38
33	w4	201	CYC	CHA-C1A	4.61	1.47	1.38
33	iA	202	CYC	CHB-C1B	4.61	1.49	1.38
33	iI	202	CYC	CHB-C1B	4.61	1.49	1.38
33	i3	202	CYC	CHB-C1B	4.61	1.49	1.38
33	iC	202	CYC	CHB-C1B	4.61	1.49	1.38
33	iH	202	CYC	CHB-C1B	4.61	1.49	1.38
33	9K	201	CYC	CHB-C1B	4.61	1.49	1.38
33	PB	201	CYC	CHA-C1A	4.61	1.47	1.38
33	nF	202	CYC	C2A-C3A	4.61	1.46	1.36
33	5G	201	CYC	C1C-NC	-4.60	1.31	1.37
38	AE	407	SQD	O8-S	4.60	1.63	1.47
33	qB	201	CYC	C2A-C3A	4.60	1.46	1.36
33	ML	201	CYC	CHD-C1D	4.60	1.51	1.40
33	R4	201	CYC	CHB-C4A	4.60	1.51	1.40
33	TG	201	CYC	C2A-C3A	4.60	1.46	1.36
33	KG	201	CYC	CHA-C1A	4.60	1.47	1.38
33	q4	201	CYC	C2A-C3A	4.60	1.46	1.36
45	dE	402	PHO	C1A-C2A	4.60	1.57	1.51
33	wB	201	CYC	CHA-C1A	4.60	1.47	1.38
33	TL	201	CYC	C2A-C3A	4.60	1.46	1.36
33	nK	202	CYC	C2A-C3A	4.60	1.46	1.36
45	dE	402	PHO	O2D-CGD	4.60	1.44	1.33
33	MK	201	CYC	CHA-C1A	4.59	1.47	1.38
38	CD	501	SQD	O8-S	4.59	1.63	1.47
38	C1	501	SQD	O8-S	4.59	1.63	1.47
33	P4	201	CYC	CHA-C1A	4.59	1.47	1.38
33	i2	202	CYC	CHB-C1B	4.59	1.48	1.38
33	i6	202	CYC	CHB-C1B	4.59	1.48	1.38
33	KF	201	CYC	CHB-C1B	4.59	1.48	1.38
33	i8	202	CYC	CHB-C1B	4.59	1.48	1.38

Continued on next page...

Continued from previous page...

Mol	Chain	Res	Type	Atoms	Z	Observed(Å)	Ideal(Å)
33	PL	201	CYC	C1C-NC	-4.59	1.31	1.37
38	AD	407	SQD	O8-S	4.59	1.63	1.47
33	MG	201	CYC	CHD-C1D	4.59	1.51	1.40
45	dD	402	PHO	O2D-CGD	4.58	1.44	1.33
33	i7	202	CYC	CHB-C1B	4.58	1.48	1.38
38	A1	407	SQD	O8-S	4.58	1.63	1.47
33	ZK	201	CYC	C2A-C3A	4.58	1.46	1.36
33	KK	201	CYC	CHB-C1B	4.58	1.48	1.38
33	XF	201	CYC	C2A-C3A	4.58	1.46	1.36
33	fF	201	CYC	C1C-NC	-4.58	1.31	1.37
38	CE	501	SQD	O8-S	4.58	1.63	1.47
33	HL	201	CYC	C1C-NC	-4.58	1.31	1.37
45	d1	402	PHO	O2D-CGD	4.57	1.44	1.33
33	MF	201	CYC	CHA-C1A	4.57	1.47	1.38
33	c9	201	CYC	CHB-C1B	4.57	1.48	1.38
33	aF	201	CYC	C1C-NC	-4.57	1.31	1.37
33	SG	201	CYC	C2A-C3A	4.57	1.46	1.36
33	XK	201	CYC	C2A-C3A	4.57	1.46	1.36
33	WB	201	CYC	CHD-C1D	4.57	1.51	1.40
33	i9	202	CYC	CHB-C1B	4.57	1.48	1.38
33	KL	201	CYC	CHA-C1A	4.57	1.47	1.38
33	W4	201	CYC	CHD-C1D	4.56	1.51	1.40
33	aK	201	CYC	C1C-NC	-4.56	1.31	1.37
33	nF	202	CYC	C1C-NC	-4.56	1.31	1.37
33	5L	201	CYC	C1C-NC	-4.56	1.31	1.37
33	SL	201	CYC	C2A-C3A	4.56	1.46	1.36
33	ZK	201	CYC	CHB-C1B	4.56	1.48	1.38
33	cA	201	CYC	CHB-C1B	4.56	1.48	1.38
33	ZF	201	CYC	CHB-C1B	4.55	1.48	1.38
33	c3	201	CYC	CHB-C1B	4.55	1.48	1.38
33	cC	201	CYC	CHB-C1B	4.55	1.48	1.38
33	c2	201	CYC	CHB-C1B	4.55	1.48	1.38
33	c5	201	CYC	CHB-C1B	4.55	1.48	1.38
33	cJ	201	CYC	CHB-C1B	4.55	1.48	1.38
45	DD	403	PHO	O2D-CGD	4.55	1.44	1.33
33	p4	201	CYC	C2A-C3A	4.55	1.46	1.36
33	gI	301	CYC	CHB-C1B	4.55	1.48	1.38
33	z4	201	CYC	CHA-C1A	4.54	1.47	1.38
33	c7	201	CYC	CHB-C1B	4.54	1.48	1.38
33	JG	201	CYC	C1C-NC	-4.54	1.31	1.37
33	PG	201	CYC	C1C-NC	-4.54	1.31	1.37
33	IG	201	CYC	C1C-NC	-4.54	1.31	1.37

Continued on next page...

Continued from previous page...

Mol	Chain	Res	Type	Atoms	Z	Observed(Å)	Ideal(Å)
33	fK	201	CYC	C1C-NC	-4.54	1.31	1.37
33	pB	201	CYC	C2A-C3A	4.54	1.46	1.36
33	h2	201	CYC	CHA-C1A	4.54	1.47	1.38
33	zB	201	CYC	CHA-C1A	4.54	1.47	1.38
33	Z4	201	CYC	CHB-C1B	4.54	1.48	1.38
33	SL	201	CYC	CHB-C1B	4.54	1.48	1.38
33	w4	201	CYC	CHB-C1B	4.54	1.48	1.38
33	ZB	201	CYC	CHB-C1B	4.54	1.48	1.38
33	hJ	201	CYC	CHA-C1A	4.54	1.47	1.38
36	bD	615	CLA	C1D-ND	4.53	1.43	1.37
33	l8	201	CYC	CHA-C1A	4.53	1.47	1.38
45	D1	402	PHO	O2D-CGD	4.53	1.44	1.33
33	cH	201	CYC	CHB-C1B	4.53	1.48	1.38
33	bK	201	CYC	C1C-NC	-4.53	1.31	1.37
33	k2	201	CYC	CHB-C1B	4.53	1.48	1.38
33	g6	202	CYC	CHB-C1B	4.53	1.48	1.38
38	cE	502	SQD	O8-S	4.53	1.63	1.47
33	aK	201	CYC	C2A-C3A	4.53	1.46	1.36
38	cD	502	SQD	O8-S	4.53	1.63	1.47
33	nK	202	CYC	C1C-NC	-4.53	1.31	1.37
33	vB	201	CYC	C2C-C1C	-4.53	1.48	1.52
33	eJ	201	CYC	CHB-C1B	4.53	1.48	1.38
45	DE	403	PHO	O2D-CGD	4.53	1.44	1.33
33	tB	1001	CYC	CHB-C1B	4.53	1.48	1.38
33	gC	301	CYC	CHB-C1B	4.53	1.48	1.38
33	KF	201	CYC	C2A-C3A	4.52	1.46	1.36
33	kA	201	CYC	CHB-C1B	4.52	1.48	1.38
33	JL	201	CYC	C1C-NC	-4.52	1.31	1.37
33	7G	201	CYC	C1C-NC	-4.52	1.31	1.37
33	c8	201	CYC	CHB-C1B	4.52	1.48	1.38
33	IK	201	CYC	C2A-C3A	4.52	1.46	1.36
33	e3	201	CYC	CHB-C1B	4.52	1.48	1.38
33	cI	201	CYC	CHB-C1B	4.52	1.48	1.38
33	eC	201	CYC	CHB-C1B	4.52	1.48	1.38
33	WL	201	CYC	C1C-NC	-4.52	1.31	1.37
33	eA	201	CYC	CHB-C1B	4.52	1.48	1.38
33	l3	201	CYC	CHA-C1A	4.52	1.47	1.38
44	cD	516	DGD	O2G-C1B	4.52	1.47	1.34
33	t4	1001	CYC	CHB-C1B	4.52	1.48	1.38
33	v4	201	CYC	C2C-C1C	-4.52	1.48	1.52
33	h3	201	CYC	CHA-C1A	4.52	1.47	1.38
45	aE	412	PHO	OBD-CAD	4.52	1.28	1.22

Continued on next page...

Continued from previous page...

Mol	Chain	Res	Type	Atoms	Z	Observed(Å)	Ideal(Å)
33	bF	201	CYC	C1C-NC	-4.52	1.31	1.37
33	gA	301	CYC	CHB-C1B	4.52	1.48	1.38
33	lJ	201	CYC	CHA-C1A	4.52	1.47	1.38
33	WG	201	CYC	C1C-NC	-4.52	1.31	1.37
33	SG	201	CYC	CHB-C1B	4.52	1.48	1.38
33	jF	201	CYC	C1C-NC	-4.52	1.31	1.37
33	c6	201	CYC	CHB-C1B	4.52	1.48	1.38
33	k7	201	CYC	CHB-C1B	4.51	1.48	1.38
33	g3	202	CYC	CHB-C1B	4.51	1.48	1.38
33	h8	201	CYC	CHA-C1A	4.51	1.47	1.38
33	gJ	202	CYC	CHB-C1B	4.51	1.48	1.38
33	k5	201	CYC	CHB-C1B	4.51	1.48	1.38
33	IL	201	CYC	C1C-NC	-4.51	1.31	1.37
33	wB	201	CYC	CHB-C1B	4.51	1.48	1.38
33	dJ	201	CYC	CHA-C1A	4.51	1.47	1.38
33	kH	201	CYC	CHB-C1B	4.51	1.48	1.38
33	gH	202	CYC	CHB-C1B	4.51	1.48	1.38
38	c1	501	SQD	O8-S	4.51	1.63	1.47
33	h6	201	CYC	CHA-C1A	4.51	1.47	1.38
33	k6	201	CYC	CHB-C1B	4.51	1.48	1.38
33	hA	201	CYC	CHA-C1A	4.51	1.47	1.38
33	kI	201	CYC	CHB-C1B	4.51	1.48	1.38
33	aF	201	CYC	C2A-C3A	4.51	1.46	1.36
33	v4	201	CYC	CHA-C1A	4.51	1.47	1.38
33	l7	201	CYC	CHA-C1A	4.51	1.47	1.38
33	g7	202	CYC	CHB-C1B	4.50	1.48	1.38
33	l5	201	CYC	CHA-C1A	4.50	1.47	1.38
45	d1	402	PHO	C14-C13	-4.50	1.38	1.52
33	7L	201	CYC	C1C-NC	-4.50	1.31	1.37
33	eH	201	CYC	CHB-C1B	4.50	1.48	1.38
33	kC	201	CYC	CHB-C1B	4.50	1.48	1.38
33	vB	201	CYC	CHA-C1A	4.50	1.47	1.38
33	KK	201	CYC	C2A-C3A	4.50	1.46	1.36
33	hH	201	CYC	CHA-C1A	4.50	1.47	1.38
44	c1	516	DGD	O2G-C1B	4.50	1.47	1.34
44	cE	516	DGD	O2G-C1B	4.50	1.47	1.34
33	lH	201	CYC	CHA-C1A	4.50	1.47	1.38
33	h9	201	CYC	CHA-C1A	4.50	1.47	1.38
33	pB	201	CYC	CHA-C1A	4.50	1.47	1.38
33	eI	201	CYC	CHB-C1B	4.50	1.48	1.38
33	X4	201	CYC	CHD-C1D	4.50	1.51	1.40
33	dA	201	CYC	CHA-C1A	4.50	1.47	1.38

Continued on next page...

Continued from previous page...

Mol	Chain	Res	Type	Atoms	Z	Observed(Å)	Ideal(Å)
33	g9	202	CYC	CHB-C1B	4.50	1.48	1.38
33	d7	201	CYC	CHA-C1A	4.50	1.47	1.38
33	f9	201	CYC	CHA-C1A	4.50	1.47	1.38
33	g8	202	CYC	CHB-C1B	4.50	1.48	1.38
33	h5	201	CYC	CHA-C1A	4.50	1.47	1.38
33	lA	201	CYC	CHA-C1A	4.50	1.47	1.38
33	k9	201	CYC	CHB-C1B	4.50	1.48	1.38
33	kJ	201	CYC	CHB-C1B	4.50	1.48	1.38
33	IF	201	CYC	C2A-C3A	4.50	1.46	1.36
33	h7	201	CYC	CHA-C1A	4.50	1.47	1.38
45	d1	402	PHO	C3B-C2B	4.49	1.46	1.40
33	e5	201	CYC	CHB-C1B	4.49	1.48	1.38
33	e2	201	CYC	CHB-C1B	4.49	1.48	1.38
33	f7	201	CYC	CHA-C1A	4.49	1.47	1.38
33	k3	201	CYC	CHB-C1B	4.49	1.48	1.38
33	e7	201	CYC	CHB-C1B	4.49	1.48	1.38
33	hI	201	CYC	CHA-C1A	4.49	1.47	1.38
33	e9	201	CYC	CHB-C1B	4.49	1.48	1.38
33	VB	201	CYC	C1C-NC	-4.49	1.31	1.37
33	XB	201	CYC	CHD-C1D	4.49	1.51	1.40
45	a1	413	PHO	OBD-CAD	4.49	1.28	1.22
33	lI	201	CYC	CHA-C1A	4.49	1.47	1.38
33	dJ	201	CYC	CHB-C1B	4.49	1.48	1.38
36	bE	615	CLA	C1D-ND	4.49	1.43	1.37
33	cK	201	CYC	C3B-C2B	4.49	1.46	1.36
33	d2	201	CYC	CHA-C1A	4.49	1.47	1.38
33	l2	201	CYC	CHA-C1A	4.49	1.47	1.38
33	e6	201	CYC	CHB-C1B	4.49	1.48	1.38
33	e8	201	CYC	CHB-C1B	4.49	1.48	1.38
33	lC	201	CYC	CHA-C1A	4.49	1.47	1.38
33	XB	201	CYC	C1C-NC	-4.49	1.31	1.37
33	fC	201	CYC	CHA-C1A	4.48	1.47	1.38
33	oB	201	CYC	C2A-C3A	4.48	1.46	1.36
33	hK	201	CYC	C2A-C3A	4.48	1.46	1.36
33	o4	201	CYC	C2A-C3A	4.48	1.46	1.36
33	eK	201	CYC	C1C-NC	-4.48	1.31	1.37
33	f6	201	CYC	CHA-C1A	4.48	1.47	1.38
33	NG	201	CYC	CHA-C1A	4.48	1.47	1.38
33	NL	201	CYC	CHA-C1A	4.48	1.47	1.38
33	d9	201	CYC	CHA-C1A	4.48	1.47	1.38
33	dI	201	CYC	CHB-C1B	4.48	1.48	1.38
33	d3	201	CYC	CHA-C1A	4.48	1.47	1.38

Continued on next page...

Continued from previous page...

Mol	Chain	Res	Type	Atoms	Z	Observed(Å)	Ideal(Å)
33	d8	201	CYC	CHA-C1A	4.48	1.47	1.38
33	l9	201	CYC	CHA-C1A	4.48	1.47	1.38
33	cF	201	CYC	C3B-C2B	4.48	1.46	1.36
33	SG	201	CYC	C2C-C1C	-4.48	1.48	1.52
33	jK	201	CYC	C1C-NC	-4.48	1.31	1.37
33	rB	201	CYC	C2A-C3A	4.48	1.46	1.36
45	A1	412	PHO	OBD-CAD	4.48	1.28	1.22
33	dH	201	CYC	CHA-C1A	4.47	1.47	1.38
33	hC	201	CYC	CHA-C1A	4.47	1.47	1.38
33	fH	201	CYC	CHA-C1A	4.47	1.47	1.38
33	rB	201	CYC	C1C-NC	-4.47	1.31	1.37
33	dI	201	CYC	CHA-C1A	4.47	1.47	1.38
33	g5	202	CYC	CHB-C1B	4.47	1.48	1.38
33	d6	201	CYC	CHB-C1B	4.47	1.48	1.38
33	r4	201	CYC	C2A-C3A	4.47	1.46	1.36
33	k8	201	CYC	CHB-C1B	4.47	1.48	1.38
33	l6	201	CYC	CHA-C1A	4.47	1.47	1.38
33	fI	201	CYC	CHA-C1A	4.47	1.47	1.38
33	v4	201	CYC	C2A-C3A	4.47	1.46	1.36
33	BB	1001	CYC	C2C-C1C	-4.47	1.48	1.52
33	g2	202	CYC	CHB-C1B	4.47	1.48	1.38
33	fJ	201	CYC	CHA-C1A	4.47	1.47	1.38
33	OL	201	CYC	C2C-C1C	-4.46	1.48	1.52
33	LK	201	CYC	CHB-C1B	4.46	1.48	1.38
33	jC	201	CYC	CHA-C1A	4.46	1.47	1.38
33	s4	201	CYC	CHD-C1D	4.46	1.50	1.40
33	LF	201	CYC	CHB-C1B	4.46	1.48	1.38
33	f3	201	CYC	CHA-C1A	4.46	1.47	1.38
33	VB	201	CYC	C1D-C2D	4.46	1.52	1.41
33	hF	201	CYC	C2A-C3A	4.46	1.46	1.36
33	f8	201	CYC	CHA-C1A	4.46	1.47	1.38
33	B4	1002	CYC	CHA-C1A	4.46	1.47	1.38
33	p4	201	CYC	CHA-C1A	4.46	1.47	1.38
33	f2	201	CYC	CHA-C1A	4.46	1.47	1.38
33	V4	201	CYC	C1D-C2D	4.46	1.52	1.41
33	V4	201	CYC	C1C-NC	-4.46	1.31	1.37
33	X4	201	CYC	CHB-C1B	4.45	1.48	1.38
33	sB	201	CYC	CHD-C1D	4.45	1.50	1.40
33	B4	1001	CYC	C2C-C1C	-4.45	1.48	1.52
33	1G	201	CYC	CHA-C1A	4.45	1.47	1.38
33	dF	201	CYC	C2A-C3A	4.45	1.46	1.36
33	b3	201	CYC	CHA-C1A	4.45	1.47	1.38

Continued on next page...

Continued from previous page...

Mol	Chain	Res	Type	Atoms	Z	Observed(Å)	Ideal(Å)
33	j3	201	CYC	CHA-C1A	4.45	1.47	1.38
33	bK	201	CYC	CHB-C1B	4.45	1.48	1.38
33	2G	201	CYC	CHD-C1D	4.45	1.50	1.40
33	dA	201	CYC	CHB-C1B	4.45	1.48	1.38
33	jF	201	CYC	C2A-C3A	4.45	1.46	1.36
33	d9	201	CYC	CHB-C1B	4.45	1.48	1.38
36	BE	614	CLA	C1D-ND	4.45	1.43	1.37
33	X4	201	CYC	C1C-NC	-4.45	1.31	1.37
33	dH	201	CYC	CHB-C1B	4.45	1.48	1.38
33	f5	201	CYC	CHA-C1A	4.45	1.47	1.38
33	d6	201	CYC	CHA-C1A	4.45	1.47	1.38
33	j2	201	CYC	CHA-C1A	4.45	1.47	1.38
33	2L	201	CYC	CHD-C1D	4.45	1.50	1.40
33	SL	201	CYC	C2C-C1C	-4.44	1.48	1.52
45	DE	401	PHO	OBD-CAD	4.44	1.28	1.22
33	j5	201	CYC	CHA-C1A	4.44	1.47	1.38
33	PG	201	CYC	CHA-C1A	4.44	1.47	1.38
33	j7	201	CYC	CHA-C1A	4.44	1.47	1.38
33	dC	201	CYC	CHB-C1B	4.44	1.48	1.38
33	CB	1001	CYC	CHA-C1A	4.44	1.47	1.38
33	d5	201	CYC	CHA-C1A	4.44	1.47	1.38
33	d2	201	CYC	CHB-C1B	4.44	1.48	1.38
33	dK	201	CYC	C2A-C3A	4.44	1.46	1.36
33	a4	201	CYC	CHB-C4A	4.44	1.50	1.40
33	d8	201	CYC	CHB-C1B	4.44	1.48	1.38
33	vB	201	CYC	C2A-C3A	4.44	1.46	1.36
33	LL	201	CYC	C1C-NC	-4.44	1.31	1.37
33	eF	201	CYC	C1C-NC	-4.44	1.31	1.37
33	aB	201	CYC	CHB-C4A	4.44	1.50	1.40
33	TG	201	CYC	CHB-C1B	4.44	1.48	1.38
33	VG	201	CYC	CHB-C1B	4.44	1.48	1.38
33	PL	201	CYC	CHA-C1A	4.44	1.47	1.38
33	1L	201	CYC	CHA-C1A	4.44	1.47	1.38
33	fA	201	CYC	CHA-C1A	4.43	1.47	1.38
33	jK	201	CYC	C2A-C3A	4.43	1.46	1.36
33	b7	201	CYC	CHA-C1A	4.43	1.47	1.38
36	b1	615	CLA	C1D-ND	4.43	1.43	1.37
33	IK	201	CYC	CHD-C1D	4.43	1.50	1.40
33	dC	201	CYC	CHA-C1A	4.43	1.47	1.38
33	d5	201	CYC	CHB-C1B	4.43	1.48	1.38
33	h6	201	CYC	CHB-C1B	4.43	1.48	1.38
33	lC	201	CYC	CHB-C1B	4.43	1.48	1.38

Continued on next page...

Continued from previous page...

Mol	Chain	Res	Type	Atoms	Z	Observed(Å)	Ideal(Å)
33	JK	201	CYC	CHD-C1D	4.43	1.50	1.40
33	IF	201	CYC	CHD-C1D	4.43	1.50	1.40
36	BD	614	CLA	C1D-ND	4.43	1.43	1.37
33	sB	201	CYC	CHA-C1A	4.43	1.47	1.38
39	jE	102	LMG	O8-C28	4.43	1.46	1.33
33	b3	201	CYC	CHB-C1B	4.43	1.48	1.38
33	bI	201	CYC	CHB-C1B	4.43	1.48	1.38
39	J1	102	LMG	O8-C28	4.43	1.46	1.33
33	r4	201	CYC	C1C-NC	-4.43	1.31	1.37
33	BB	1002	CYC	CHA-C1A	4.43	1.47	1.38
39	jD	102	LMG	O8-C28	4.43	1.46	1.33
33	s4	201	CYC	CHA-C1A	4.42	1.47	1.38
33	jH	201	CYC	CHA-C1A	4.42	1.47	1.38
33	d7	201	CYC	CHB-C1B	4.42	1.48	1.38
39	j1	102	LMG	O8-C28	4.42	1.46	1.33
44	CD	517	DGD	O2G-C1B	4.42	1.46	1.34
33	XB	201	CYC	CHB-C1B	4.42	1.48	1.38
33	bF	201	CYC	CHB-C1B	4.42	1.48	1.38
33	b5	201	CYC	CHA-C1A	4.42	1.47	1.38
33	bJ	201	CYC	CHA-C1A	4.42	1.47	1.38
33	l3	201	CYC	CHB-C1B	4.42	1.48	1.38
33	b8	201	CYC	CHA-C1A	4.42	1.47	1.38
33	jA	201	CYC	CHA-C1A	4.42	1.47	1.38
33	XF	201	CYC	CHB-C1B	4.42	1.48	1.38
33	h3	201	CYC	CHB-C1B	4.42	1.48	1.38
45	DD	401	PHO	OBD-CAD	4.42	1.28	1.22
33	bH	201	CYC	CHA-C1A	4.42	1.47	1.38
33	gF	201	CYC	C3B-C2B	4.42	1.46	1.36
33	h7	201	CYC	CHB-C1B	4.42	1.48	1.38
33	gK	201	CYC	C3B-C2B	4.42	1.46	1.36
33	l8	201	CYC	CHB-C1B	4.42	1.48	1.38
33	j6	201	CYC	CHA-C1A	4.42	1.47	1.38
33	TL	201	CYC	CHB-C1B	4.42	1.48	1.38
33	hC	201	CYC	CHB-C1B	4.42	1.48	1.38
33	b2	201	CYC	CHB-C1B	4.42	1.48	1.38
33	qB	201	CYC	CHB-C1B	4.42	1.48	1.38
33	YF	201	CYC	C2A-C3A	4.42	1.46	1.36
33	l6	201	CYC	CHB-C1B	4.42	1.48	1.38
33	jK	201	CYC	CHB-C1B	4.42	1.48	1.38
33	VL	201	CYC	CHB-C1B	4.42	1.48	1.38
33	d3	201	CYC	CHB-C1B	4.42	1.48	1.38
33	OG	201	CYC	C2C-C1C	-4.42	1.48	1.52

Continued on next page...

Continued from previous page...

Mol	Chain	Res	Type	Atoms	Z	Observed(Å)	Ideal(Å)
33	h2	201	CYC	CHB-C1B	4.42	1.48	1.38
44	C1	517	DGD	O2G-C1B	4.41	1.46	1.34
33	C4	1001	CYC	CHA-C1A	4.41	1.47	1.38
38	BD	621	SQD	O47-C7	4.41	1.46	1.34
38	B1	622	SQD	O47-C7	4.41	1.46	1.34
33	h8	201	CYC	CHB-C1B	4.41	1.48	1.38
33	v4	201	CYC	C1C-NC	-4.41	1.31	1.37
33	l2	201	CYC	CHB-C1B	4.41	1.48	1.38
33	jA	201	CYC	CHB-C1B	4.41	1.48	1.38
33	jJ	201	CYC	CHA-C1A	4.41	1.47	1.38
39	JD	102	LMG	O8-C28	4.41	1.46	1.33
33	jF	201	CYC	CHB-C1B	4.41	1.48	1.38
33	hH	201	CYC	CHB-C1B	4.41	1.48	1.38
33	b6	201	CYC	CHA-C1A	4.41	1.47	1.38
33	j8	201	CYC	CHA-C1A	4.41	1.47	1.38
33	j9	201	CYC	CHA-C1A	4.41	1.47	1.38
38	BE	621	SQD	O47-C7	4.41	1.46	1.34
33	q4	201	CYC	CHB-C1B	4.41	1.48	1.38
33	b5	201	CYC	CHB-C1B	4.41	1.48	1.38
33	b9	201	CYC	CHA-C1A	4.41	1.47	1.38
33	jI	201	CYC	CHA-C1A	4.41	1.47	1.38
33	hJ	201	CYC	CHB-C1B	4.41	1.48	1.38
33	LG	201	CYC	C1C-NC	-4.41	1.31	1.37
33	KK	201	CYC	C1C-NC	-4.41	1.31	1.37
33	lA	201	CYC	CHB-C1B	4.41	1.48	1.38
33	bI	201	CYC	CHA-C1A	4.41	1.47	1.38
33	hI	201	CYC	CHB-C1B	4.40	1.48	1.38
44	CE	517	DGD	O2G-C1B	4.40	1.46	1.34
33	lH	201	CYC	CHB-C1B	4.40	1.48	1.38
33	SL	201	CYC	CHA-C1A	4.40	1.47	1.38
33	hA	201	CYC	CHB-C1B	4.40	1.48	1.38
33	b2	201	CYC	CHA-C1A	4.40	1.47	1.38
33	HL	201	CYC	CHB-C1B	4.40	1.48	1.38
33	j7	201	CYC	CHB-C1B	4.40	1.48	1.38
33	eK	201	CYC	CHB-C4A	4.40	1.50	1.40
33	b8	201	CYC	CHB-C1B	4.40	1.48	1.38
33	JF	201	CYC	CHD-C1D	4.40	1.50	1.40
33	bJ	201	CYC	CHB-C1B	4.40	1.48	1.38
33	XK	201	CYC	CHB-C1B	4.40	1.48	1.38
33	uB	201	CYC	CHD-C1D	4.40	1.50	1.40
33	b7	201	CYC	CHB-C1B	4.40	1.48	1.38
33	j6	201	CYC	CHB-C1B	4.40	1.48	1.38

Continued on next page...

Continued from previous page...

Mol	Chain	Res	Type	Atoms	Z	Observed(Å)	Ideal(Å)
33	u4	201	CYC	C1D-C2D	4.40	1.52	1.41
33	bA	201	CYC	CHA-C1A	4.40	1.47	1.38
33	f8	201	CYC	CHB-C1B	4.40	1.48	1.38
39	JE	102	LMG	O8-C28	4.40	1.46	1.33
33	j9	201	CYC	CHB-C1B	4.40	1.48	1.38
33	HG	201	CYC	CHB-C1B	4.40	1.48	1.38
33	lI	201	CYC	CHB-C1B	4.40	1.48	1.38
33	bH	201	CYC	CHB-C1B	4.39	1.48	1.38
33	jC	201	CYC	CHB-C1B	4.39	1.48	1.38
33	fC	201	CYC	CHB-C1B	4.39	1.48	1.38
33	XK	201	CYC	CHD-C1D	4.39	1.50	1.40
33	l5	201	CYC	CHB-C1B	4.39	1.48	1.38
33	l7	201	CYC	CHB-C1B	4.39	1.48	1.38
33	h9	201	CYC	CHB-C1B	4.39	1.48	1.38
45	DE	403	PHO	CAA-C2A	-4.39	1.44	1.54
33	SG	201	CYC	CHA-C1A	4.39	1.47	1.38
33	h5	201	CYC	CHB-C1B	4.39	1.48	1.38
33	LK	201	CYC	C1C-NC	-4.39	1.31	1.37
33	uB	201	CYC	C1D-C2D	4.39	1.52	1.41
33	OG	201	CYC	C1C-NC	-4.39	1.31	1.37
33	QG	201	CYC	C3B-C2B	4.39	1.46	1.36
33	V4	201	CYC	CHA-C1A	4.39	1.47	1.38
33	XF	201	CYC	CHD-C1D	4.39	1.50	1.40
33	mF	201	CYC	CHB-C1B	4.39	1.48	1.38
33	jH	201	CYC	CHB-C1B	4.39	1.48	1.38
33	l9	201	CYC	CHB-C1B	4.39	1.48	1.38
33	jI	201	CYC	CHB-C1B	4.38	1.48	1.38
36	B1	614	CLA	C1D-ND	4.38	1.43	1.37
33	bA	201	CYC	CHB-C1B	4.38	1.48	1.38
33	f2	201	CYC	CHB-C1B	4.38	1.48	1.38
45	aD	412	PHO	OBD-CAD	4.38	1.28	1.22
38	dD	414	SQD	O8-S	4.38	1.63	1.47
33	b6	201	CYC	CHB-C1B	4.38	1.48	1.38
33	b9	201	CYC	CHB-C1B	4.38	1.48	1.38
33	lJ	201	CYC	CHB-C1B	4.38	1.48	1.38
33	mK	201	CYC	CHB-C1B	4.38	1.48	1.38
33	fK	201	CYC	CHA-C1A	4.38	1.47	1.38
33	j8	201	CYC	CHB-C1B	4.38	1.48	1.38
33	u4	201	CYC	CHD-C1D	4.38	1.50	1.40
33	YK	201	CYC	C2A-C3A	4.38	1.46	1.36
38	dE	414	SQD	O8-S	4.38	1.63	1.47
38	d1	414	SQD	O8-S	4.38	1.63	1.47

Continued on next page...

Continued from previous page...

Mol	Chain	Res	Type	Atoms	Z	Observed(Å)	Ideal(Å)
33	bC	201	CYC	CHB-C1B	4.38	1.48	1.38
33	jJ	201	CYC	CHB-C1B	4.38	1.48	1.38
33	p4	201	CYC	C1C-NC	-4.37	1.31	1.37
33	j3	201	CYC	CHB-C1B	4.37	1.48	1.38
33	dK	201	CYC	C1C-NC	-4.37	1.31	1.37
33	j5	201	CYC	CHB-C1B	4.37	1.48	1.38
33	eF	201	CYC	CHB-C4A	4.37	1.50	1.40
33	fA	201	CYC	CHB-C1B	4.37	1.48	1.38
33	fH	201	CYC	CHB-C1B	4.37	1.48	1.38
33	RL	201	CYC	CHA-C1A	4.37	1.47	1.38
33	bC	201	CYC	CHA-C1A	4.37	1.47	1.38
38	DD	414	SQD	O8-S	4.37	1.63	1.47
33	f7	201	CYC	CHB-C1B	4.37	1.48	1.38
33	LF	201	CYC	C1C-NC	-4.37	1.31	1.37
33	vB	201	CYC	C1C-NC	-4.37	1.31	1.37
38	D1	413	SQD	O8-S	4.37	1.63	1.47
33	KF	201	CYC	C1C-NC	-4.37	1.31	1.37
33	j2	201	CYC	CHB-C1B	4.37	1.48	1.38
33	fF	201	CYC	CHA-C1A	4.36	1.47	1.38
33	QL	201	CYC	C3B-C2B	4.36	1.46	1.36
33	f3	201	CYC	CHB-C1B	4.36	1.48	1.38
33	MG	201	CYC	C1C-NC	-4.36	1.32	1.37
33	cK	201	CYC	C2A-C3A	4.36	1.46	1.36
33	VB	201	CYC	CHA-C1A	4.36	1.47	1.38
33	fI	201	CYC	CHB-C1B	4.36	1.48	1.38
33	f6	201	CYC	CHB-C1B	4.36	1.48	1.38
38	DE	414	SQD	O8-S	4.36	1.63	1.47
33	RG	201	CYC	CHA-C1A	4.36	1.47	1.38
33	fJ	201	CYC	CHB-C1B	4.36	1.48	1.38
33	cF	201	CYC	C2A-C3A	4.36	1.46	1.36
33	9K	201	CYC	C1C-NC	-4.35	1.32	1.37
33	OL	201	CYC	C1C-NC	-4.35	1.32	1.37
33	RL	201	CYC	CHB-C1B	4.35	1.48	1.38
33	c2	201	CYC	C1C-NC	-4.35	1.32	1.37
33	cC	201	CYC	C1C-NC	-4.35	1.32	1.37
33	eF	201	CYC	CHA-C1A	4.35	1.47	1.38
39	t1	101	LMG	O8-C28	4.35	1.46	1.33
33	yB	201	CYC	CHA-C1A	4.35	1.47	1.38
33	f9	201	CYC	CHB-C1B	4.35	1.48	1.38
33	B4	1001	CYC	C2A-C3A	4.35	1.46	1.36
39	tE	101	LMG	O8-C28	4.35	1.46	1.33
33	BB	1001	CYC	C2A-C3A	4.34	1.46	1.36

Continued on next page...

Continued from previous page...

Mol	Chain	Res	Type	Atoms	Z	Observed(Å)	Ideal(Å)
33	BB	1001	CYC	C3B-C2B	4.34	1.46	1.36
33	ML	201	CYC	C1C-NC	-4.34	1.32	1.37
33	g3	202	CYC	C1C-NC	-4.34	1.32	1.37
33	dF	201	CYC	C1C-NC	-4.34	1.32	1.37
33	c3	201	CYC	C1C-NC	-4.34	1.32	1.37
33	RG	201	CYC	CHB-C1B	4.34	1.48	1.38
33	f5	201	CYC	CHB-C1B	4.34	1.48	1.38
33	v4	201	CYC	CHB-C1B	4.34	1.48	1.38
39	mE	101	LMG	O8-C28	4.34	1.46	1.33
33	c9	201	CYC	C1C-NC	-4.34	1.32	1.37
33	e8	201	CYC	CHA-C1A	4.34	1.47	1.38
33	pB	201	CYC	C1C-NC	-4.34	1.32	1.37
33	GL	201	CYC	C2A-C3A	4.33	1.45	1.36
39	TD	101	LMG	O8-C28	4.33	1.46	1.33
33	vB	201	CYC	CHB-C1B	4.33	1.48	1.38
33	4L	201	CYC	CHB-C1B	4.33	1.48	1.38
39	T1	101	LMG	O8-C28	4.33	1.46	1.33
33	7G	201	CYC	CHB-C4A	4.33	1.50	1.40
33	e7	201	CYC	C1C-NC	-4.33	1.32	1.37
33	GG	201	CYC	C2A-C3A	4.33	1.45	1.36
39	tD	101	LMG	O8-C28	4.33	1.46	1.33
45	d1	402	PHO	OBD-CAD	4.33	1.28	1.22
33	eK	201	CYC	CHA-C1A	4.33	1.47	1.38
33	MK	201	CYC	CHD-C1D	4.33	1.50	1.40
33	6L	201	CYC	CHA-C1A	4.33	1.47	1.38
33	6L	201	CYC	CHB-C1B	4.33	1.48	1.38
33	gC	301	CYC	C1C-NC	-4.33	1.32	1.37
33	4G	201	CYC	CHB-C1B	4.33	1.48	1.38
33	y4	201	CYC	CHA-C1A	4.33	1.47	1.38
33	cH	201	CYC	C1C-NC	-4.33	1.32	1.37
33	B4	1001	CYC	C3B-C2B	4.33	1.45	1.36
33	JK	201	CYC	C3D-C2D	4.33	1.50	1.38
39	d1	411	LMG	O7-C10	4.32	1.46	1.34
33	e5	201	CYC	CHA-C1A	4.32	1.47	1.38
39	dD	411	LMG	O7-C10	4.32	1.46	1.34
33	c6	201	CYC	C1C-NC	-4.32	1.32	1.37
33	6G	201	CYC	CHA-C1A	4.32	1.47	1.38
33	k6	201	CYC	C1C-NC	-4.32	1.32	1.37
33	cI	201	CYC	C1C-NC	-4.32	1.32	1.37
33	i7	202	CYC	CHA-C1A	4.32	1.47	1.38
33	g8	202	CYC	C1C-NC	-4.32	1.32	1.37
33	7L	201	CYC	CHB-C4A	4.32	1.50	1.40

Continued on next page...

Continued from previous page...

Mol	Chain	Res	Type	Atoms	Z	Observed(Å)	Ideal(Å)
39	m1	101	LMG	O8-C28	4.32	1.46	1.33
39	mD	101	LMG	O8-C28	4.32	1.46	1.33
33	6G	201	CYC	CHB-C1B	4.32	1.48	1.38
33	i8	202	CYC	CHA-C1A	4.32	1.47	1.38
33	gJ	202	CYC	C1C-NC	-4.32	1.32	1.37
39	dE	411	LMG	O7-C10	4.32	1.46	1.34
33	k8	201	CYC	C1C-NC	-4.31	1.32	1.37
33	e2	201	CYC	CHA-C1A	4.31	1.47	1.38
33	cJ	201	CYC	C1C-NC	-4.31	1.32	1.37
33	g2	202	CYC	C1C-NC	-4.31	1.32	1.37
39	TE	101	LMG	O8-C28	4.31	1.45	1.33
33	S4	201	CYC	OB-C4B	4.31	1.31	1.23
33	eJ	201	CYC	CHA-C1A	4.31	1.47	1.38
33	e6	201	CYC	C1C-NC	-4.31	1.32	1.37
33	c8	201	CYC	C1C-NC	-4.31	1.32	1.37
33	gH	202	CYC	C1C-NC	-4.31	1.32	1.37
33	eI	201	CYC	CHA-C1A	4.31	1.47	1.38
33	e7	201	CYC	CHA-C1A	4.31	1.47	1.38
33	JF	201	CYC	C3D-C2D	4.31	1.50	1.38
33	kI	201	CYC	C1C-NC	-4.31	1.32	1.37
33	e3	201	CYC	CHA-C1A	4.30	1.47	1.38
33	YF	201	CYC	C1C-NC	-4.30	1.32	1.37
33	cA	201	CYC	C1C-NC	-4.30	1.32	1.37
39	ME	101	LMG	O8-C28	4.30	1.45	1.33
33	MF	201	CYC	CHD-C1D	4.30	1.50	1.40
33	9F	201	CYC	C1C-NC	-4.30	1.32	1.37
33	e8	201	CYC	C1C-NC	-4.30	1.32	1.37
33	k7	201	CYC	C1C-NC	-4.30	1.32	1.37
33	MF	201	CYC	C2A-C3A	4.30	1.45	1.36
33	eH	201	CYC	CHA-C1A	4.30	1.47	1.38
33	c5	201	CYC	C1C-NC	-4.30	1.32	1.37
39	M1	101	LMG	O8-C28	4.30	1.45	1.33
39	MD	101	LMG	O8-C28	4.30	1.45	1.33
33	g7	202	CYC	C1C-NC	-4.30	1.32	1.37
33	eC	201	CYC	C1C-NC	-4.30	1.32	1.37
33	kC	201	CYC	C1C-NC	-4.30	1.32	1.37
33	e5	201	CYC	C1C-NC	-4.30	1.32	1.37
33	i6	202	CYC	CHA-C1A	4.30	1.47	1.38
33	eJ	201	CYC	C1C-NC	-4.30	1.32	1.37
33	v4	201	CYC	CHD-C1D	4.29	1.50	1.40
33	t4	1001	CYC	C1C-NC	-4.29	1.32	1.37
39	tE	101	LMG	O7-C10	4.29	1.46	1.34

Continued on next page...

Continued from previous page...

Mol	Chain	Res	Type	Atoms	Z	Observed(Å)	Ideal(Å)
39	DD	411	LMG	O7-C10	4.29	1.46	1.34
33	IK	201	CYC	C1D-C2D	4.29	1.51	1.41
33	SB	201	CYC	OB-C4B	4.29	1.31	1.23
39	DE	411	LMG	O7-C10	4.29	1.46	1.34
39	D1	410	LMG	O7-C10	4.29	1.46	1.34
33	iI	202	CYC	CHA-C1A	4.29	1.47	1.38
33	k9	201	CYC	C1C-NC	-4.29	1.32	1.37
33	eH	201	CYC	C1C-NC	-4.29	1.32	1.37
33	i3	202	CYC	CHA-C1A	4.29	1.47	1.38
33	k2	201	CYC	C1C-NC	-4.29	1.32	1.37
33	MK	201	CYC	C2A-C3A	4.29	1.45	1.36
33	eA	201	CYC	C1C-NC	-4.29	1.32	1.37
39	tD	101	LMG	O7-C10	4.29	1.46	1.34
33	GL	201	CYC	C1C-NC	-4.28	1.32	1.37
33	e6	201	CYC	CHA-C1A	4.28	1.47	1.38
33	eC	201	CYC	CHA-C1A	4.28	1.47	1.38
45	DD	403	PHO	CBD-CGD	-4.28	1.46	1.52
39	BE	618	LMG	O7-C10	4.28	1.46	1.34
33	2G	201	CYC	CHB-C4A	4.28	1.50	1.40
33	g5	202	CYC	C1C-NC	-4.28	1.32	1.37
33	g9	202	CYC	C1C-NC	-4.28	1.32	1.37
36	b1	609	CLA	C1B-C2B	4.28	1.53	1.43
33	iH	202	CYC	CHA-C1A	4.28	1.47	1.38
39	B1	618	LMG	O7-C10	4.28	1.46	1.34
39	TE	101	LMG	O7-C10	4.28	1.46	1.34
33	c7	201	CYC	C1C-NC	-4.28	1.32	1.37
33	vB	201	CYC	CHD-C1D	4.28	1.50	1.40
33	IF	201	CYC	C1D-C2D	4.28	1.51	1.41
33	o4	201	CYC	CHB-C4A	4.28	1.50	1.40
33	e9	201	CYC	CHA-C1A	4.28	1.47	1.38
33	i2	202	CYC	CHA-C1A	4.27	1.47	1.38
33	kJ	201	CYC	C1C-NC	-4.27	1.32	1.37
39	T1	101	LMG	O7-C10	4.27	1.46	1.34
39	bE	619	LMG	O7-C10	4.27	1.46	1.34
33	iC	202	CYC	CHA-C1A	4.27	1.47	1.38
33	kF	201	CYC	C2C-C1C	-4.27	1.48	1.52
33	tB	1001	CYC	C1C-NC	-4.27	1.32	1.37
33	kH	201	CYC	C1C-NC	-4.27	1.32	1.37
33	GL	201	CYC	CHB-C1B	4.27	1.48	1.38
33	P4	201	CYC	CHB-C1B	4.27	1.48	1.38
33	2L	201	CYC	CHB-C4A	4.27	1.50	1.40
33	gA	301	CYC	C1C-NC	-4.27	1.32	1.37

Continued on next page...

Continued from previous page...

Mol	Chain	Res	Type	Atoms	Z	Observed(Å)	Ideal(Å)
33	gI	301	CYC	C1C-NC	-4.27	1.32	1.37
33	e3	201	CYC	C1C-NC	-4.27	1.32	1.37
33	aF	201	CYC	CHB-C1B	4.27	1.48	1.38
39	TD	101	LMG	O7-C10	4.27	1.46	1.34
33	oB	201	CYC	C1D-C2D	4.27	1.51	1.41
33	b9	201	CYC	C1C-NC	-4.27	1.32	1.37
33	e9	201	CYC	C1C-NC	-4.27	1.32	1.37
33	eI	201	CYC	C1C-NC	-4.27	1.32	1.37
33	hK	201	CYC	C1C-NC	-4.27	1.32	1.37
33	k5	201	CYC	C1C-NC	-4.27	1.32	1.37
33	kK	201	CYC	C2C-C1C	-4.27	1.48	1.52
44	cE	517	DGD	O1G-C1A	4.27	1.45	1.33
44	h1	104	DGD	O1G-C1A	4.26	1.45	1.33
44	hD	104	DGD	O1G-C1A	4.26	1.45	1.33
33	o4	201	CYC	C1D-C2D	4.26	1.51	1.41
39	t1	101	LMG	O7-C10	4.26	1.46	1.34
45	dD	402	PHO	OBD-CAD	4.26	1.28	1.22
33	iA	202	CYC	CHA-C1A	4.26	1.47	1.38
33	bI	201	CYC	C1C-NC	-4.26	1.32	1.37
33	k3	201	CYC	C1C-NC	-4.26	1.32	1.37
33	PB	201	CYC	CHB-C1B	4.26	1.48	1.38
33	YK	201	CYC	C1C-NC	-4.26	1.32	1.37
33	w4	201	CYC	C1C-NC	-4.26	1.32	1.37
33	g6	202	CYC	C1C-NC	-4.26	1.32	1.37
39	BD	618	LMG	O7-C10	4.26	1.46	1.34
36	bD	609	CLA	C1B-C2B	4.26	1.53	1.43
33	g8	202	CYC	CHA-C1A	4.26	1.46	1.38
33	eA	201	CYC	CHA-C1A	4.26	1.46	1.38
39	bD	619	LMG	O7-C10	4.26	1.46	1.34
33	R4	201	CYC	C2A-C3A	4.26	1.45	1.36
33	GG	201	CYC	CHB-C1B	4.25	1.48	1.38
33	i5	202	CYC	CHA-C1A	4.25	1.46	1.38
33	PB	201	CYC	C1C-NC	-4.25	1.32	1.37
33	aK	201	CYC	CHB-C1B	4.25	1.48	1.38
38	B1	622	SQD	O48-C23	4.25	1.45	1.33
45	dE	402	PHO	OBD-CAD	4.25	1.28	1.22
33	iJ	202	CYC	CHA-C1A	4.25	1.46	1.38
33	jI	201	CYC	C1C-NC	-4.25	1.32	1.37
36	bE	609	CLA	C1B-C2B	4.25	1.53	1.43
42	BE	620	LHG	O8-C23	4.25	1.45	1.33
33	kA	201	CYC	C1C-NC	-4.25	1.32	1.37
33	i9	202	CYC	CHA-C1A	4.24	1.46	1.38

Continued on next page...

Continued from previous page...

Mol	Chain	Res	Type	Atoms	Z	Observed(Å)	Ideal(Å)
33	W4	201	CYC	CHB-C1B	4.24	1.48	1.38
33	gA	301	CYC	CHA-C1A	4.24	1.46	1.38
33	b8	201	CYC	C1C-NC	-4.24	1.32	1.37
33	g9	202	CYC	CHA-C1A	4.24	1.46	1.38
33	WB	201	CYC	CHB-C1B	4.24	1.48	1.38
44	cD	517	DGD	O1G-C1A	4.24	1.45	1.33
33	GG	201	CYC	C1C-NC	-4.24	1.32	1.37
33	P4	201	CYC	C1C-NC	-4.24	1.32	1.37
33	RB	201	CYC	C2A-C3A	4.24	1.45	1.36
33	2L	201	CYC	CHA-C1A	4.24	1.46	1.38
33	oB	201	CYC	CHB-C4A	4.24	1.50	1.40
33	g6	202	CYC	CHA-C1A	4.24	1.46	1.38
33	e2	201	CYC	C1C-NC	-4.24	1.32	1.37
33	SB	201	CYC	CHD-C1D	4.24	1.50	1.40
33	hF	201	CYC	C1C-NC	-4.24	1.32	1.37
36	BD	607	CLA	C1B-C2B	4.24	1.53	1.43
39	jD	102	LMG	O7-C10	4.24	1.46	1.34
33	gI	301	CYC	CHA-C1A	4.24	1.46	1.38
38	DE	414	SQD	O48-C23	4.24	1.45	1.33
33	b5	201	CYC	C1C-NC	-4.24	1.32	1.37
38	BE	621	SQD	O48-C23	4.23	1.45	1.33
33	R4	201	CYC	CHA-C1A	4.23	1.46	1.38
45	D1	402	PHO	CBD-CGD	-4.23	1.46	1.52
38	D1	413	SQD	O48-C23	4.23	1.45	1.33
44	hE	104	DGD	O1G-C1A	4.23	1.45	1.33
39	d1	411	LMG	O8-C28	4.23	1.45	1.33
42	BD	620	LHG	O8-C23	4.23	1.45	1.33
38	dD	414	SQD	O48-C23	4.23	1.45	1.33
42	B1	621	LHG	O8-C23	4.23	1.45	1.33
33	bJ	201	CYC	C1C-NC	-4.23	1.32	1.37
38	BD	621	SQD	O48-C23	4.23	1.45	1.33
45	dD	402	PHO	C3A-C2A	-4.23	1.50	1.54
33	RB	201	CYC	CHA-C1A	4.23	1.46	1.38
33	j2	201	CYC	C1C-NC	-4.23	1.32	1.37
33	k8	201	CYC	CHA-C1A	4.22	1.46	1.38
33	b2	201	CYC	C1C-NC	-4.22	1.32	1.37
33	jJ	201	CYC	C1C-NC	-4.22	1.32	1.37
38	dE	414	SQD	O48-C23	4.22	1.45	1.33
38	DD	414	SQD	O48-C23	4.22	1.45	1.33
33	bA	201	CYC	C1C-NC	-4.22	1.32	1.37
39	b1	619	LMG	O7-C10	4.22	1.46	1.34
39	CD	522	LMG	O8-C28	4.22	1.45	1.33

Continued on next page...

Continued from previous page...

Mol	Chain	Res	Type	Atoms	Z	Observed(Å)	Ideal(Å)
33	g3	202	CYC	CHA-C1A	4.22	1.46	1.38
39	dD	411	LMG	O8-C28	4.22	1.45	1.33
36	BE	607	CLA	C1B-C2B	4.22	1.53	1.43
33	cA	201	CYC	CHD-C1D	4.22	1.50	1.40
33	TG	201	CYC	C1C-NC	-4.22	1.32	1.37
39	jE	102	LMG	O7-C10	4.22	1.46	1.34
33	7L	201	CYC	C1D-C2D	4.22	1.51	1.41
33	KG	201	CYC	C1C-NC	-4.22	1.32	1.37
33	bH	201	CYC	C1C-NC	-4.22	1.32	1.37
33	gH	202	CYC	CHA-C1A	4.22	1.46	1.38
42	l1	101	LHG	O8-C23	4.22	1.45	1.33
33	b3	201	CYC	C1C-NC	-4.22	1.32	1.37
33	kJ	201	CYC	CHA-C1A	4.21	1.46	1.38
36	B1	607	CLA	C1B-C2B	4.21	1.53	1.43
45	DD	403	PHO	C3B-C2B	4.21	1.46	1.40
38	d1	414	SQD	O48-C23	4.21	1.45	1.33
39	CE	520	LMG	O8-C28	4.21	1.45	1.33
44	c1	517	DGD	O1G-C1A	4.21	1.45	1.33
33	g5	202	CYC	CHA-C1A	4.21	1.46	1.38
33	7G	201	CYC	C1D-C2D	4.21	1.51	1.41
33	jA	201	CYC	C1C-NC	-4.21	1.32	1.37
39	dE	411	LMG	O8-C28	4.21	1.45	1.33
39	DE	411	LMG	O8-C28	4.21	1.45	1.33
33	c7	201	CYC	CHA-C1A	4.21	1.46	1.38
39	D1	410	LMG	O8-C28	4.21	1.45	1.33
39	CE	502	LMG	O7-C10	4.21	1.46	1.34
33	2G	201	CYC	CHA-C1A	4.21	1.46	1.38
33	1L	201	CYC	C1D-C2D	4.21	1.51	1.41
33	g7	202	CYC	CHA-C1A	4.21	1.46	1.38
33	1G	201	CYC	C1D-C2D	4.20	1.51	1.41
33	HL	201	CYC	C3B-C2B	4.20	1.45	1.36
42	eE	101	LHG	O8-C23	4.20	1.45	1.33
39	C1	521	LMG	O8-C28	4.20	1.45	1.33
33	k9	201	CYC	CHA-C1A	4.20	1.46	1.38
33	cI	201	CYC	CHA-C1A	4.20	1.46	1.38
39	j1	102	LMG	O7-C10	4.20	1.46	1.34
33	k2	201	CYC	CHA-C1A	4.20	1.46	1.38
33	HG	201	CYC	C3B-C2B	4.20	1.45	1.36
33	S4	201	CYC	CHD-C1D	4.20	1.50	1.40
33	k3	201	CYC	CHA-C1A	4.20	1.46	1.38
33	c9	201	CYC	CHA-C1A	4.20	1.46	1.38
39	DD	411	LMG	O8-C28	4.20	1.45	1.33

Continued on next page...

Continued from previous page...

Mol	Chain	Res	Type	Atoms	Z	Observed(Å)	Ideal(Å)
33	k5	201	CYC	CHA-C1A	4.20	1.46	1.38
33	g2	202	CYC	CHA-C1A	4.20	1.46	1.38
33	2L	201	CYC	CHB-C1B	4.20	1.48	1.38
33	b6	201	CYC	C1C-NC	-4.20	1.32	1.37
33	j9	201	CYC	C1C-NC	-4.20	1.32	1.37
33	oB	201	CYC	C1C-NC	-4.20	1.32	1.37
33	NG	201	CYC	CHB-C1B	4.20	1.48	1.38
44	HE	102	DGD	O1G-C1A	4.20	1.45	1.33
33	o4	201	CYC	C1C-NC	-4.20	1.32	1.37
42	eD	101	LHG	O8-C23	4.20	1.45	1.33
42	lE	101	LHG	O8-C23	4.20	1.45	1.33
44	H1	102	DGD	O1G-C1A	4.20	1.45	1.33
33	fF	201	CYC	CHB-C1B	4.20	1.48	1.38
33	k6	201	CYC	CHA-C1A	4.19	1.46	1.38
42	e1	101	LHG	O8-C23	4.19	1.45	1.33
39	CD	502	LMG	O7-C10	4.19	1.46	1.34
39	AE	408	LMG	O8-C28	4.19	1.45	1.33
33	kH	201	CYC	CHA-C1A	4.19	1.46	1.38
33	bC	201	CYC	C1C-NC	-4.19	1.32	1.37
33	kI	201	CYC	CHA-C1A	4.19	1.46	1.38
33	QL	201	CYC	C1C-NC	-4.19	1.32	1.37
33	gJ	202	CYC	CHA-C1A	4.19	1.46	1.38
33	5G	201	CYC	CHA-C1A	4.19	1.46	1.38
33	c2	201	CYC	CHA-C1A	4.19	1.46	1.38
33	gC	301	CYC	CHA-C1A	4.19	1.46	1.38
33	cC	201	CYC	CHA-C1A	4.19	1.46	1.38
33	eF	201	CYC	C2C-C1C	-4.19	1.48	1.52
33	TL	201	CYC	C1C-NC	-4.19	1.32	1.37
33	i5	202	CYC	C1C-NC	-4.19	1.32	1.37
44	h1	104	DGD	O2G-C1B	4.19	1.46	1.34
33	c8	201	CYC	CHD-C1D	4.19	1.50	1.40
33	bK	201	CYC	C1D-C2D	4.19	1.51	1.41
44	HD	102	DGD	O1G-C1A	4.19	1.45	1.33
33	c2	201	CYC	CHD-C1D	4.19	1.50	1.40
33	jC	201	CYC	C1C-NC	-4.19	1.32	1.37
33	bF	201	CYC	C1D-C2D	4.18	1.51	1.41
38	h1	103	SQD	O47-C7	4.18	1.46	1.34
33	wB	201	CYC	C1C-NC	-4.18	1.32	1.37
39	C1	502	LMG	O7-C10	4.18	1.46	1.34
42	lD	101	LHG	O8-C23	4.18	1.45	1.33
33	jH	201	CYC	C1C-NC	-4.18	1.32	1.37
33	5L	201	CYC	CHA-C1A	4.18	1.46	1.38

Continued on next page...

Continued from previous page...

Mol	Chain	Res	Type	Atoms	Z	Observed(Å)	Ideal(Å)
39	a1	410	LMG	O7-C10	4.18	1.46	1.34
39	aD	409	LMG	O7-C10	4.18	1.46	1.34
44	hD	104	DGD	O2G-C1B	4.18	1.46	1.34
33	b7	201	CYC	C1C-NC	-4.18	1.32	1.37
33	j7	201	CYC	C1C-NC	-4.18	1.32	1.37
33	2G	201	CYC	CHB-C1B	4.18	1.48	1.38
45	DE	403	PHO	C3B-C2B	4.18	1.46	1.40
33	c6	201	CYC	CHD-C1D	4.18	1.50	1.40
39	aE	409	LMG	O7-C10	4.18	1.46	1.34
44	c1	518	DGD	O1G-C1A	4.18	1.45	1.33
38	hE	103	SQD	O47-C7	4.18	1.46	1.34
33	cH	201	CYC	CHD-C1D	4.18	1.50	1.40
33	cA	201	CYC	CHA-C1A	4.18	1.46	1.38
33	MG	201	CYC	C1B-NB	-4.18	1.30	1.37
38	hD	103	SQD	O47-C7	4.18	1.46	1.34
33	fJ	201	CYC	C1C-NC	-4.18	1.32	1.37
33	bF	201	CYC	CHA-C1A	4.18	1.46	1.38
38	AE	407	SQD	O48-C23	4.18	1.45	1.33
33	cC	201	CYC	CHD-C1D	4.18	1.50	1.40
47	fE	101	HEM	C1B-NB	-4.18	1.33	1.40
33	c7	201	CYC	CHD-C1D	4.18	1.50	1.40
47	ED	101	HEM	C1B-NB	-4.18	1.33	1.40
45	DE	403	PHO	CBD-CGD	-4.17	1.46	1.52
33	k7	201	CYC	CHA-C1A	4.17	1.46	1.38
33	c8	201	CYC	CHA-C1A	4.17	1.46	1.38
33	f3	201	CYC	C1C-NC	-4.17	1.32	1.37
33	cJ	201	CYC	CHD-C1D	4.17	1.50	1.40
33	fA	201	CYC	C1C-NC	-4.17	1.32	1.37
33	LL	201	CYC	C3B-C2B	4.17	1.45	1.36
33	JF	201	CYC	CHA-C4D	4.17	1.50	1.40
33	nF	201	CYC	C1C-NC	-4.17	1.32	1.37
33	cH	201	CYC	CHA-C1A	4.17	1.46	1.38
38	AD	407	SQD	O48-C23	4.17	1.45	1.33
39	AD	408	LMG	O8-C28	4.17	1.45	1.33
33	c5	201	CYC	CHA-C1A	4.17	1.46	1.38
33	c9	201	CYC	CHD-C1D	4.17	1.50	1.40
33	R4	201	CYC	CHD-C1D	4.17	1.50	1.40
33	j6	201	CYC	C1C-NC	-4.17	1.32	1.37
33	RB	201	CYC	CHD-C1D	4.17	1.50	1.40
33	c3	201	CYC	CHD-C1D	4.17	1.50	1.40
33	NL	201	CYC	CHB-C1B	4.17	1.47	1.38
33	f2	201	CYC	C1C-NC	-4.17	1.32	1.37

Continued on next page...

Continued from previous page...

Mol	Chain	Res	Type	Atoms	Z	Observed(Å)	Ideal(Å)
38	A1	407	SQD	O48-C23	4.17	1.45	1.33
33	j3	201	CYC	C1C-NC	-4.17	1.32	1.37
47	E1	101	HEM	C1B-NB	-4.17	1.33	1.40
33	kA	201	CYC	CHA-C1A	4.17	1.46	1.38
33	l6	201	CYC	C1C-NC	-4.17	1.32	1.37
44	hE	104	DGD	O2G-C1B	4.17	1.46	1.34
33	AL	201	CYC	CHD-C1D	4.17	1.50	1.40
33	JK	201	CYC	CHA-C4D	4.17	1.50	1.40
33	bK	201	CYC	CHA-C1A	4.16	1.46	1.38
33	l3	201	CYC	C1C-NC	-4.16	1.32	1.37
33	j8	201	CYC	C1C-NC	-4.16	1.32	1.37
33	lI	201	CYC	C1C-NC	-4.16	1.32	1.37
44	cD	518	DGD	O1G-C1A	4.16	1.45	1.33
33	QG	201	CYC	C1C-NC	-4.16	1.32	1.37
33	9K	201	CYC	CHA-C1A	4.16	1.46	1.38
33	f6	201	CYC	C1C-NC	-4.16	1.32	1.37
33	fC	201	CYC	C1C-NC	-4.16	1.32	1.37
33	QL	201	CYC	CHB-C4A	4.16	1.50	1.40
33	cI	201	CYC	CHD-C1D	4.16	1.50	1.40
33	k8	201	CYC	CHD-C1D	4.16	1.50	1.40
33	fK	201	CYC	CHB-C1B	4.16	1.47	1.38
33	lC	201	CYC	C1C-NC	-4.16	1.32	1.37
33	cJ	201	CYC	CHA-C1A	4.16	1.46	1.38
44	cE	518	DGD	O1G-C1A	4.16	1.45	1.33
33	j5	201	CYC	C1C-NC	-4.16	1.32	1.37
33	c5	201	CYC	CHD-C1D	4.16	1.50	1.40
38	cE	502	SQD	O47-C7	4.16	1.46	1.34
33	bF	201	CYC	CHD-C1D	4.16	1.50	1.40
33	kJ	201	CYC	CHD-C1D	4.16	1.50	1.40
33	Y4	201	CYC	CHB-C1B	4.15	1.47	1.38
38	cD	502	SQD	O47-C7	4.15	1.46	1.34
39	A1	408	LMG	O8-C28	4.15	1.45	1.33
33	LG	201	CYC	C3B-C2B	4.15	1.45	1.36
33	kC	201	CYC	CHA-C1A	4.15	1.46	1.38
33	QG	201	CYC	CHB-C4A	4.15	1.50	1.40
33	gF	201	CYC	C1C-NC	-4.15	1.32	1.37
33	nK	201	CYC	C1C-NC	-4.15	1.32	1.37
33	gK	201	CYC	CHB-C4A	4.15	1.50	1.40
33	kF	201	CYC	CHB-C1B	4.15	1.47	1.38
42	dE	409	LHG	O8-C23	4.15	1.45	1.33
33	eI	201	CYC	CHD-C1D	4.15	1.50	1.40
33	9F	201	CYC	CHA-C1A	4.15	1.46	1.38

Continued on next page...

Continued from previous page...

Mol	Chain	Res	Type	Atoms	Z	Observed(Å)	Ideal(Å)
33	k2	201	CYC	CHD-C1D	4.15	1.50	1.40
33	fH	201	CYC	C1C-NC	-4.15	1.32	1.37
33	e3	201	CYC	CHD-C1D	4.15	1.50	1.40
47	EE	101	HEM	C1B-NB	-4.15	1.33	1.40
47	fD	101	HEM	C1B-NB	-4.14	1.33	1.40
44	C1	518	DGD	O1G-C1A	4.14	1.45	1.33
33	i2	202	CYC	CHD-C1D	4.14	1.50	1.40
42	DE	409	LHG	O8-C23	4.14	1.45	1.33
33	c6	201	CYC	CHA-C1A	4.14	1.46	1.38
33	IF	201	CYC	C1C-NC	-4.14	1.32	1.37
33	iA	202	CYC	CHD-C1D	4.14	1.50	1.40
38	c1	501	SQD	O47-C7	4.14	1.46	1.34
33	ML	201	CYC	C1B-NB	-4.14	1.30	1.37
33	eK	201	CYC	C2C-C1C	-4.14	1.48	1.52
33	iI	202	CYC	CHD-C1D	4.14	1.50	1.40
33	kI	201	CYC	CHD-C1D	4.14	1.50	1.40
39	a1	408	LMG	O8-C28	4.14	1.45	1.33
33	HG	201	CYC	C2A-C3A	4.14	1.45	1.36
33	i8	202	CYC	CHD-C1D	4.14	1.50	1.40
42	D1	409	LHG	O8-C23	4.14	1.45	1.33
33	k5	201	CYC	CHD-C1D	4.14	1.50	1.40
42	dD	409	LHG	O8-C23	4.14	1.45	1.33
33	kA	201	CYC	CHD-C1D	4.14	1.50	1.40
33	IK	201	CYC	C1C-NC	-4.14	1.32	1.37
33	kH	201	CYC	CHD-C1D	4.14	1.50	1.40
33	l5	201	CYC	C1C-NC	-4.14	1.32	1.37
33	k9	201	CYC	CHD-C1D	4.14	1.50	1.40
44	CE	518	DGD	O1G-C1A	4.14	1.45	1.33
42	DE	410	LHG	O8-C23	4.14	1.45	1.33
33	k3	201	CYC	CHD-C1D	4.14	1.50	1.40
45	DE	403	PHO	O2A-CGA	4.14	1.45	1.33
42	d1	409	LHG	O8-C23	4.13	1.45	1.33
33	KL	201	CYC	C1C-NC	-4.13	1.32	1.37
33	i9	202	CYC	C1C-NC	-4.13	1.32	1.37
33	iC	202	CYC	CHD-C1D	4.13	1.50	1.40
33	bK	201	CYC	CHD-C1D	4.13	1.50	1.40
33	rB	201	CYC	CHB-C1B	4.13	1.47	1.38
33	e2	201	CYC	CHD-C1D	4.13	1.50	1.40
47	vE	201	HEM	FE-NC	4.13	2.09	1.95
33	gF	201	CYC	CHB-C4A	4.13	1.50	1.40
42	A1	411	LHG	O7-C7	4.13	1.46	1.34
38	CE	501	SQD	O47-C7	4.13	1.46	1.34

Continued on next page...

Continued from previous page...

Mol	Chain	Res	Type	Atoms	Z	Observed(Å)	Ideal(Å)
47	f1	101	HEM	C1B-NB	-4.13	1.33	1.40
42	D1	408	LHG	O8-C23	4.13	1.45	1.33
44	CD	518	DGD	O1G-C1A	4.13	1.45	1.33
33	c3	201	CYC	CHA-C1A	4.13	1.46	1.38
36	CE	506	CLA	C4D-ND	-4.13	1.32	1.37
33	lH	201	CYC	C1C-NC	-4.13	1.32	1.37
33	r4	201	CYC	CHB-C1B	4.13	1.47	1.38
33	kK	201	CYC	CHB-C1B	4.13	1.47	1.38
33	l8	201	CYC	C1C-NC	-4.13	1.32	1.37
33	f9	201	CYC	C1C-NC	-4.13	1.32	1.37
38	L1	101	SQD	O48-C23	4.13	1.45	1.33
33	e9	201	CYC	CHD-C1D	4.13	1.50	1.40
33	YB	201	CYC	CHB-C1B	4.13	1.47	1.38
33	i9	202	CYC	CHD-C1D	4.13	1.50	1.40
33	iH	202	CYC	CHD-C1D	4.13	1.50	1.40
38	CD	501	SQD	O47-C7	4.13	1.45	1.34
33	i6	202	CYC	CHD-C1D	4.13	1.50	1.40
33	f7	201	CYC	C1C-NC	-4.13	1.32	1.37
33	eH	201	CYC	CHD-C1D	4.13	1.50	1.40
42	DD	410	LHG	O8-C23	4.13	1.45	1.33
33	y4	201	CYC	CHD-C1D	4.13	1.50	1.40
39	aD	407	LMG	O8-C28	4.13	1.45	1.33
38	C1	501	SQD	O47-C7	4.12	1.45	1.34
33	e6	201	CYC	CHD-C1D	4.12	1.50	1.40
33	eJ	201	CYC	CHD-C1D	4.12	1.50	1.40
39	CD	502	LMG	O8-C28	4.12	1.45	1.33
39	aE	407	LMG	O8-C28	4.12	1.45	1.33
33	i3	202	CYC	CHD-C1D	4.12	1.50	1.40
47	v1	201	HEM	FE-NC	4.12	2.09	1.95
33	f8	201	CYC	C1C-NC	-4.12	1.32	1.37
33	lJ	201	CYC	C1C-NC	-4.12	1.32	1.37
33	eA	201	CYC	CHD-C1D	4.12	1.50	1.40
33	gA	301	CYC	CHD-C1D	4.12	1.50	1.40
42	DD	409	LHG	O8-C23	4.12	1.45	1.33
33	gJ	202	CYC	CHD-C1D	4.12	1.50	1.40
38	d1	414	SQD	O47-C7	4.12	1.45	1.34
39	mD	101	LMG	O7-C10	4.12	1.45	1.34
33	fI	201	CYC	C1C-NC	-4.12	1.32	1.37
47	vD	201	HEM	FE-NC	4.12	2.09	1.95
39	CE	502	LMG	O8-C28	4.12	1.45	1.33
33	k7	201	CYC	CHD-C1D	4.12	1.50	1.40
33	f5	201	CYC	C1C-NC	-4.12	1.32	1.37

Continued on next page...

Continued from previous page...

Mol	Chain	Res	Type	Atoms	Z	Observed(Å)	Ideal(Å)
33	l7	201	CYC	C1C-NC	-4.12	1.32	1.37
42	aE	411	LHG	O8-C23	4.12	1.45	1.33
33	y4	201	CYC	C1D-C2D	4.12	1.51	1.41
39	mE	101	LMG	O7-C10	4.12	1.45	1.34
42	AD	411	LHG	O7-C7	4.12	1.45	1.34
39	m1	101	LMG	O7-C10	4.12	1.45	1.34
33	k6	201	CYC	CHD-C1D	4.12	1.50	1.40
33	e5	201	CYC	CHD-C1D	4.11	1.50	1.40
33	iC	202	CYC	C1C-NC	-4.11	1.32	1.37
33	AG	201	CYC	CHD-C1D	4.11	1.50	1.40
38	L1	102	SQD	O48-C23	4.11	1.45	1.33
42	aD	411	LHG	O8-C23	4.11	1.45	1.33
33	yB	201	CYC	CHD-C1D	4.11	1.50	1.40
33	aK	201	CYC	CHA-C1A	4.11	1.46	1.38
33	dH	201	CYC	C1C-NC	-4.11	1.32	1.37
33	iJ	202	CYC	CHD-C1D	4.11	1.50	1.40
33	yB	201	CYC	C1D-C2D	4.11	1.51	1.41
42	AE	411	LHG	O7-C7	4.11	1.45	1.34
33	kC	201	CYC	CHD-C1D	4.11	1.50	1.40
33	d2	201	CYC	C1C-NC	-4.11	1.32	1.37
39	C1	502	LMG	O8-C28	4.11	1.45	1.33
38	LD	101	SQD	O48-C23	4.11	1.45	1.33
33	HG	201	CYC	C2C-C1C	-4.11	1.48	1.52
33	eC	201	CYC	CHD-C1D	4.11	1.50	1.40
33	d3	201	CYC	C1C-NC	-4.11	1.32	1.37
33	h6	201	CYC	C1C-NC	-4.11	1.32	1.37
33	g7	202	CYC	CHD-C1D	4.11	1.50	1.40
33	g9	202	CYC	CHD-C1D	4.11	1.50	1.40
38	LD	102	SQD	O48-C23	4.10	1.45	1.33
33	gI	301	CYC	CHD-C1D	4.10	1.50	1.40
33	d7	201	CYC	C1C-NC	-4.10	1.32	1.37
33	d8	201	CYC	C1C-NC	-4.10	1.32	1.37
33	g3	202	CYC	CHD-C1D	4.10	1.50	1.40
39	JE	102	LMG	O7-C10	4.10	1.45	1.34
33	l9	201	CYC	C1C-NC	-4.10	1.32	1.37
33	dC	201	CYC	C1C-NC	-4.10	1.32	1.37
33	i7	202	CYC	CHD-C1D	4.10	1.50	1.40
33	gC	301	CYC	CHD-C1D	4.10	1.50	1.40
33	gK	201	CYC	C1C-NC	-4.10	1.32	1.37
33	i5	202	CYC	CHD-C1D	4.10	1.50	1.40
33	gH	202	CYC	CHD-C1D	4.10	1.50	1.40
33	e8	201	CYC	CHD-C1D	4.10	1.50	1.40

Continued on next page...

Continued from previous page...

Mol	Chain	Res	Type	Atoms	Z	Observed(Å)	Ideal(Å)
45	D1	402	PHO	C3B-C2B	4.10	1.46	1.40
33	g8	202	CYC	CHD-C1D	4.10	1.50	1.40
33	iH	202	CYC	C1C-NC	-4.10	1.32	1.37
38	LE	102	SQD	O48-C23	4.10	1.45	1.33
42	a1	412	LHG	O8-C23	4.10	1.45	1.33
47	VD	201	HEM	FE-NC	4.10	2.09	1.95
33	KG	201	CYC	CHB-C1B	4.10	1.47	1.38
33	e7	201	CYC	CHD-C1D	4.10	1.50	1.40
38	LE	101	SQD	O48-C23	4.09	1.45	1.33
47	VE	201	HEM	FE-NC	4.09	2.09	1.95
33	g2	202	CYC	CHD-C1D	4.09	1.50	1.40
33	i8	202	CYC	C1C-NC	-4.09	1.32	1.37
33	TB	201	CYC	CHB-C1B	4.09	1.47	1.38
36	CD	506	CLA	C4D-ND	-4.09	1.32	1.37
33	dI	201	CYC	C1C-NC	-4.09	1.32	1.37
33	i6	202	CYC	C1C-NC	-4.09	1.32	1.37
33	HL	201	CYC	C2A-C3A	4.09	1.45	1.36
47	V1	201	HEM	FE-NC	4.09	2.09	1.95
33	MK	201	CYC	C1D-C2D	4.09	1.51	1.41
33	g5	202	CYC	CHD-C1D	4.09	1.50	1.40
38	A1	407	SQD	O47-C7	4.09	1.45	1.34
33	aF	201	CYC	CHA-C1A	4.09	1.46	1.38
38	dE	414	SQD	O47-C7	4.09	1.45	1.34
47	fE	101	HEM	C4D-ND	-4.09	1.33	1.40
38	DD	414	SQD	O47-C7	4.09	1.45	1.34
39	M1	101	LMG	O7-C10	4.09	1.45	1.34
42	AD	411	LHG	O8-C23	4.09	1.45	1.33
33	YB	201	CYC	CHA-C1A	4.08	1.46	1.38
33	h8	201	CYC	C1C-NC	-4.08	1.32	1.37
36	C1	506	CLA	C4D-ND	-4.08	1.32	1.37
38	dD	414	SQD	O47-C7	4.08	1.45	1.34
33	MF	201	CYC	C1D-C2D	4.08	1.51	1.41
33	p4	201	CYC	CHB-C1B	4.08	1.47	1.38
33	g6	202	CYC	CHD-C1D	4.08	1.50	1.40
33	d5	201	CYC	C1C-NC	-4.08	1.32	1.37
38	D1	413	SQD	O47-C7	4.08	1.45	1.34
39	MD	101	LMG	O7-C10	4.08	1.45	1.34
33	l2	201	CYC	C1C-NC	-4.08	1.32	1.37
42	d1	410	LHG	O8-C23	4.08	1.45	1.33
33	T4	201	CYC	CHB-C1B	4.08	1.47	1.38
33	iJ	202	CYC	C1C-NC	-4.08	1.32	1.37
33	KL	201	CYC	CHB-C1B	4.08	1.47	1.38

Continued on next page...

Continued from previous page...

Mol	Chain	Res	Type	Atoms	Z	Observed(Å)	Ideal(Å)
39	JD	102	LMG	O7-C10	4.07	1.45	1.34
33	mK	201	CYC	CHD-C1D	4.07	1.50	1.40
47	f1	101	HEM	C4D-ND	-4.07	1.33	1.40
33	Y4	201	CYC	CHA-C1A	4.07	1.46	1.38
33	dA	201	CYC	C1C-NC	-4.07	1.32	1.37
44	cE	516	DGD	O1G-C1A	4.07	1.45	1.33
33	iI	202	CYC	C1C-NC	-4.07	1.32	1.37
38	DE	414	SQD	O47-C7	4.07	1.45	1.34
33	cF	201	CYC	CHA-C1A	4.07	1.46	1.38
33	i2	202	CYC	C1C-NC	-4.07	1.32	1.37
45	D1	402	PHO	O2A-CGA	4.07	1.45	1.33
39	y1	101	LMG	O8-C28	4.07	1.45	1.33
33	pB	201	CYC	CHB-C1B	4.07	1.47	1.38
33	iA	202	CYC	C1C-NC	-4.07	1.32	1.37
33	hJ	201	CYC	C1C-NC	-4.07	1.32	1.37
42	eE	101	LHG	O7-C7	4.07	1.45	1.34
38	AE	407	SQD	O47-C7	4.07	1.45	1.34
45	DD	403	PHO	O2A-CGA	4.07	1.45	1.33
42	dD	410	LHG	O8-C23	4.07	1.45	1.33
44	cD	516	DGD	O1G-C1A	4.07	1.45	1.33
33	lA	201	CYC	C1C-NC	-4.07	1.32	1.37
42	A1	411	LHG	O8-C23	4.07	1.45	1.33
33	i3	202	CYC	C1C-NC	-4.06	1.32	1.37
33	d6	201	CYC	C1C-NC	-4.06	1.32	1.37
33	i7	202	CYC	C1C-NC	-4.06	1.32	1.37
33	B4	1001	CYC	CHB-C4A	4.06	1.49	1.40
33	d9	201	CYC	C1C-NC	-4.06	1.32	1.37
47	fD	101	HEM	C4D-ND	-4.06	1.33	1.40
42	D1	408	LHG	O7-C7	4.06	1.45	1.34
39	J1	102	LMG	O7-C10	4.06	1.45	1.34
33	IF	201	CYC	CHA-C1A	4.06	1.46	1.38
33	cK	201	CYC	CHA-C1A	4.06	1.46	1.38
42	e1	101	LHG	O7-C7	4.06	1.45	1.34
39	ME	101	LMG	O7-C10	4.06	1.45	1.34
33	BB	1001	CYC	CHB-C4A	4.06	1.49	1.40
33	2G	201	CYC	C2C-C1C	-4.06	1.48	1.52
45	A1	412	PHO	C1A-C2A	-4.06	1.45	1.51
42	DE	409	LHG	O7-C7	4.06	1.45	1.34
33	h3	201	CYC	C1C-NC	-4.06	1.32	1.37
38	AD	407	SQD	O47-C7	4.06	1.45	1.34
42	eD	101	LHG	O7-C7	4.06	1.45	1.34
33	HL	201	CYC	C2C-C1C	-4.06	1.48	1.52

Continued on next page...

Continued from previous page...

Mol	Chain	Res	Type	Atoms	Z	Observed(Å)	Ideal(Å)
36	cE	506	CLA	C4D-ND	-4.06	1.32	1.37
36	cD	506	CLA	C4D-ND	-4.05	1.32	1.37
39	yD	101	LMG	O8-C28	4.05	1.45	1.33
42	AE	411	LHG	O8-C23	4.05	1.45	1.33
42	DD	409	LHG	O7-C7	4.05	1.45	1.34
44	c1	516	DGD	O1G-C1A	4.05	1.45	1.33
33	dJ	201	CYC	C1C-NC	-4.05	1.32	1.37
39	yE	101	LMG	O8-C28	4.05	1.45	1.33
33	7L	201	CYC	C3D-C2D	4.05	1.49	1.38
33	7G	201	CYC	C3D-C2D	4.05	1.49	1.38
33	2L	201	CYC	C2C-C1C	-4.05	1.48	1.52
36	c1	505	CLA	C4D-ND	-4.05	1.32	1.37
42	aD	411	LHG	O7-C7	4.05	1.45	1.34
39	b1	619	LMG	O8-C28	4.05	1.45	1.33
42	aE	411	LHG	O7-C7	4.04	1.45	1.34
33	SG	201	CYC	CHD-C1D	4.04	1.49	1.40
39	bD	619	LMG	O8-C28	4.04	1.45	1.33
33	AL	201	CYC	CHB-C1B	4.04	1.47	1.38
47	VE	201	HEM	C1B-NB	-4.04	1.33	1.40
33	IK	201	CYC	CHA-C1A	4.04	1.46	1.38
42	dE	410	LHG	O8-C23	4.04	1.45	1.33
33	hH	201	CYC	C1C-NC	-4.04	1.32	1.37
33	sB	201	CYC	CHB-C1B	4.04	1.47	1.38
39	a1	408	LMG	O7-C10	4.04	1.45	1.34
33	mF	201	CYC	CHD-C1D	4.04	1.49	1.40
47	VD	201	HEM	C1B-NB	-4.04	1.33	1.40
45	d1	402	PHO	CBD-CGD	-4.04	1.47	1.52
33	4L	201	CYC	C2A-C3A	4.04	1.45	1.36
33	hC	201	CYC	C1C-NC	-4.04	1.32	1.37
39	B1	618	LMG	O8-C28	4.04	1.45	1.33
33	C4	1001	CYC	C1C-NC	-4.04	1.32	1.37
38	cE	502	SQD	O48-C23	4.03	1.45	1.33
39	a1	410	LMG	O8-C28	4.03	1.45	1.33
39	aE	407	LMG	O7-C10	4.03	1.45	1.34
38	cD	502	SQD	O48-C23	4.03	1.45	1.33
33	h9	201	CYC	C1C-NC	-4.03	1.32	1.37
42	a1	412	LHG	O7-C7	4.03	1.45	1.34
33	XB	201	CYC	C1D-C2D	4.03	1.51	1.41
33	B4	1002	CYC	C1C-NC	-4.03	1.32	1.37
38	c1	501	SQD	O48-C23	4.03	1.45	1.33
39	aD	409	LMG	O8-C28	4.03	1.45	1.33
33	AG	201	CYC	CHB-C1B	4.03	1.47	1.38

Continued on next page...

Continued from previous page...

Mol	Chain	Res	Type	Atoms	Z	Observed(Å)	Ideal(Å)
39	bE	619	LMG	O8-C28	4.03	1.45	1.33
33	4G	201	CYC	C2A-C3A	4.03	1.45	1.36
33	S4	201	CYC	CHB-C4A	4.02	1.49	1.40
47	V1	201	HEM	C1B-NB	-4.02	1.33	1.40
44	JE	101	DGD	O1G-C1A	4.02	1.45	1.33
33	hI	201	CYC	C1C-NC	-4.02	1.32	1.37
33	X4	201	CYC	C1D-C2D	4.02	1.51	1.41
33	s4	201	CYC	C1C-NC	-4.02	1.32	1.37
39	BD	618	LMG	O8-C28	4.02	1.45	1.33
33	hA	201	CYC	C1C-NC	-4.02	1.32	1.37
33	SL	201	CYC	CHD-C1D	4.02	1.49	1.40
33	SB	201	CYC	CHB-C4A	4.02	1.49	1.40
44	JD	101	DGD	O1G-C1A	4.02	1.45	1.33
39	BE	618	LMG	O8-C28	4.02	1.45	1.33
39	aD	407	LMG	O7-C10	4.02	1.45	1.34
38	CE	501	SQD	O48-C23	4.02	1.45	1.33
33	ML	201	CYC	CHB-C4A	4.02	1.49	1.40
33	O4	201	CYC	CHD-C1D	4.01	1.49	1.40
33	s4	201	CYC	CHB-C1B	4.01	1.47	1.38
39	aE	409	LMG	O8-C28	4.01	1.45	1.33
38	C1	501	SQD	O48-C23	4.01	1.45	1.33
33	OB	201	CYC	CHD-C1D	4.01	1.49	1.40
33	s4	201	CYC	C1D-C2D	4.01	1.51	1.41
33	MG	201	CYC	CHB-C4A	4.01	1.49	1.40
33	h7	201	CYC	C1C-NC	-4.01	1.32	1.37
33	MF	201	CYC	C1C-NC	-4.01	1.32	1.37
33	VG	201	CYC	CHD-C1D	4.01	1.49	1.40
33	CB	1001	CYC	C1C-NC	-4.01	1.32	1.37
45	aD	412	PHO	O2A-CGA	4.01	1.45	1.33
33	h5	201	CYC	C1C-NC	-4.01	1.32	1.37
47	v1	201	HEM	C1B-NB	-4.00	1.33	1.40
33	BB	1002	CYC	C1C-NC	-4.00	1.32	1.37
38	CD	501	SQD	O48-C23	4.00	1.45	1.33
44	J1	101	DGD	O1G-C1A	4.00	1.45	1.33
42	dD	409	LHG	O7-C7	4.00	1.45	1.34
33	sB	201	CYC	C1D-C2D	4.00	1.51	1.41
33	VL	201	CYC	CHD-C1D	4.00	1.49	1.40
33	gK	201	CYC	CHB-C1B	4.00	1.47	1.38
33	R4	201	CYC	C1D-C2D	4.00	1.51	1.41
33	h2	201	CYC	C1C-NC	-4.00	1.32	1.37
36	d1	405	CLA	C4D-ND	-3.99	1.32	1.37
33	qB	201	CYC	C1C-NC	-3.99	1.32	1.37

Continued on next page...

Continued from previous page...

Mol	Chain	Res	Type	Atoms	Z	Observed(Å)	Ideal(Å)
33	q4	201	CYC	C1C-NC	-3.99	1.32	1.37
33	Q4	201	CYC	CHD-C1D	3.99	1.49	1.40
33	cK	201	CYC	CHB-C1B	3.99	1.47	1.38
44	cE	518	DGD	O2G-C1B	3.99	1.45	1.34
47	vD	201	HEM	C1B-NB	-3.99	1.33	1.40
45	DD	401	PHO	C9-C8	-3.99	1.40	1.52
33	RB	201	CYC	C1D-C2D	3.98	1.51	1.41
36	dE	405	CLA	C4D-ND	-3.98	1.32	1.37
42	d1	409	LHG	O7-C7	3.98	1.45	1.34
45	DE	401	PHO	O2A-CGA	3.98	1.45	1.33
33	sB	201	CYC	C1C-NC	-3.98	1.32	1.37
47	vE	201	HEM	C1B-NB	-3.98	1.33	1.40
33	Y4	201	CYC	C1D-C2D	3.98	1.51	1.41
45	A1	412	PHO	O2A-CGA	3.98	1.45	1.33
42	DE	410	LHG	O7-C7	3.98	1.45	1.34
33	W4	201	CYC	C1D-C2D	3.98	1.51	1.41
38	L1	101	SQD	O47-C7	3.98	1.45	1.34
47	E1	101	HEM	C4D-ND	-3.98	1.33	1.40
42	dE	409	LHG	O7-C7	3.98	1.45	1.34
33	MK	201	CYC	C1C-NC	-3.97	1.32	1.37
33	QB	201	CYC	CHB-C4A	3.97	1.49	1.40
33	WB	201	CYC	C1D-C2D	3.97	1.51	1.41
44	cD	518	DGD	O2G-C1B	3.97	1.45	1.34
33	JF	201	CYC	CHB-C4A	3.97	1.49	1.40
33	Q4	201	CYC	CHB-C4A	3.97	1.49	1.40
33	SB	201	CYC	C1D-C2D	3.97	1.51	1.41
33	gF	201	CYC	CHB-C1B	3.97	1.47	1.38
33	QB	201	CYC	CHD-C1D	3.97	1.49	1.40
33	S4	201	CYC	C1D-C2D	3.97	1.51	1.41
42	DD	410	LHG	O7-C7	3.97	1.45	1.34
39	C1	521	LMG	O7-C10	3.97	1.45	1.34
33	zB	201	CYC	C1C-NC	-3.97	1.32	1.37
38	LE	102	SQD	O47-C7	3.97	1.45	1.34
42	dE	410	LHG	O7-C7	3.97	1.45	1.34
44	c1	518	DGD	O2G-C1B	3.97	1.45	1.34
42	D1	409	LHG	O7-C7	3.97	1.45	1.34
42	d1	410	LHG	O7-C7	3.97	1.45	1.34
33	QG	201	CYC	CHB-C1B	3.97	1.47	1.38
38	LD	101	SQD	O47-C7	3.97	1.45	1.34
33	PL	201	CYC	CHB-C1B	3.96	1.47	1.38
33	dF	201	CYC	C1B-NB	-3.96	1.31	1.37
33	XF	201	CYC	C1C-NC	-3.96	1.32	1.37

Continued on next page...

Continued from previous page...

Mol	Chain	Res	Type	Atoms	Z	Observed(Å)	Ideal(Å)
33	z4	201	CYC	C1C-NC	-3.96	1.32	1.37
47	ED	101	HEM	C4D-ND	-3.96	1.33	1.40
33	cF	201	CYC	CHB-C1B	3.96	1.47	1.38
38	LE	101	SQD	O47-C7	3.96	1.45	1.34
33	PG	201	CYC	CHB-C1B	3.96	1.47	1.38
38	LD	102	SQD	O47-C7	3.96	1.45	1.34
33	JK	201	CYC	CHB-C4A	3.96	1.49	1.40
38	L1	102	SQD	O47-C7	3.96	1.45	1.34
42	dD	410	LHG	O7-C7	3.96	1.45	1.34
44	HE	102	DGD	O2G-C1B	3.96	1.45	1.34
36	dD	405	CLA	C4D-ND	-3.96	1.32	1.37
39	CD	522	LMG	O7-C10	3.95	1.45	1.34
33	OL	201	CYC	CHB-C1B	3.95	1.47	1.38
33	dK	201	CYC	C1B-NB	-3.95	1.31	1.37
33	7G	201	CYC	CHA-C4D	3.95	1.49	1.40
44	H1	102	DGD	O2G-C1B	3.95	1.45	1.34
33	XK	201	CYC	C1C-NC	-3.95	1.32	1.37
33	OG	201	CYC	CHB-C1B	3.95	1.47	1.38
33	QL	201	CYC	CHB-C1B	3.95	1.47	1.38
33	2G	201	CYC	C1C-NC	-3.95	1.32	1.37
33	YB	201	CYC	C1D-C2D	3.95	1.51	1.41
39	y1	101	LMG	O7-C10	3.95	1.45	1.34
47	EE	101	HEM	C4D-ND	-3.94	1.33	1.40
44	HD	102	DGD	O2G-C1B	3.94	1.45	1.34
44	C1	517	DGD	O1G-C1A	3.94	1.44	1.33
39	yD	101	LMG	O7-C10	3.94	1.45	1.34
33	7L	201	CYC	CHA-C4D	3.94	1.49	1.40
33	o4	201	CYC	CHD-C1D	3.94	1.49	1.40
39	yE	101	LMG	O7-C10	3.94	1.45	1.34
33	hK	201	CYC	C1B-NB	-3.94	1.31	1.37
44	CD	517	DGD	O1G-C1A	3.93	1.44	1.33
39	CE	520	LMG	O7-C10	3.93	1.45	1.34
33	LL	201	CYC	C4D-ND	-3.93	1.31	1.37
33	B4	1001	CYC	CHD-C1D	3.93	1.49	1.40
33	XK	201	CYC	C1D-C2D	3.93	1.51	1.41
36	D1	404	CLA	C4D-ND	-3.93	1.32	1.37
33	2L	201	CYC	C1C-NC	-3.93	1.32	1.37
36	DE	405	CLA	C4D-ND	-3.93	1.32	1.37
33	4G	201	CYC	C1D-C2D	3.93	1.51	1.41
33	oB	201	CYC	CHD-C1D	3.92	1.49	1.40
44	CE	517	DGD	O1G-C1A	3.92	1.44	1.33
45	d1	402	PHO	O2A-CGA	3.91	1.44	1.33

Continued on next page...

Continued from previous page...

Mol	Chain	Res	Type	Atoms	Z	Observed(Å)	Ideal(Å)
33	hF	201	CYC	C1B-NB	-3.91	1.31	1.37
33	Z4	201	CYC	C1C-NC	-3.91	1.32	1.37
33	BB	1001	CYC	CHD-C1D	3.91	1.49	1.40
33	c9	201	CYC	C2C-C1C	-3.91	1.48	1.52
33	ZB	201	CYC	C1C-NC	-3.91	1.32	1.37
42	BE	620	LHG	O7-C7	3.91	1.45	1.34
33	XF	201	CYC	C1D-C2D	3.91	1.51	1.41
42	BD	620	LHG	O7-C7	3.91	1.45	1.34
36	DD	405	CLA	C4D-ND	-3.90	1.32	1.37
33	gA	301	CYC	C2C-C1C	-3.90	1.48	1.52
44	CE	518	DGD	O2G-C1B	3.90	1.45	1.34
33	LG	201	CYC	C4D-ND	-3.90	1.31	1.37
33	gI	301	CYC	C2C-C1C	-3.90	1.48	1.52
33	u4	201	CYC	CHB-C4A	3.90	1.49	1.40
33	WG	201	CYC	CHD-C1D	3.90	1.49	1.40
33	4L	201	CYC	C1D-C2D	3.90	1.50	1.41
33	YK	201	CYC	C1B-NB	-3.90	1.31	1.37
42	B1	621	LHG	O7-C7	3.89	1.45	1.34
33	YF	201	CYC	C1B-NB	-3.89	1.31	1.37
44	CD	518	DGD	O2G-C1B	3.89	1.45	1.34
33	c5	201	CYC	C2C-C1C	-3.89	1.48	1.52
33	g7	202	CYC	C2C-C1C	-3.89	1.48	1.52
33	g8	202	CYC	C2C-C1C	-3.89	1.48	1.52
44	JE	101	DGD	O2G-C1B	3.89	1.45	1.34
33	MK	201	CYC	CHB-C4A	3.89	1.49	1.40
33	kK	201	CYC	C1C-NC	-3.89	1.32	1.37
33	aK	201	CYC	C2C-C1C	-3.88	1.48	1.52
33	uB	201	CYC	CHB-C4A	3.88	1.49	1.40
33	OL	201	CYC	CHA-C1A	3.88	1.46	1.38
33	PG	201	CYC	C2C-C1C	-3.88	1.48	1.52
33	AG	201	CYC	CHA-C1A	3.88	1.46	1.38
33	MF	201	CYC	CHB-C4A	3.88	1.49	1.40
42	lE	101	LHG	O7-C7	3.88	1.45	1.34
33	S4	201	CYC	C1C-NC	-3.88	1.32	1.37
33	gC	301	CYC	C2C-C1C	-3.88	1.48	1.52
33	WL	201	CYC	CHD-C1D	3.88	1.49	1.40
45	aE	412	PHO	CAA-C2A	-3.87	1.45	1.54
33	cK	201	CYC	C2C-C1C	-3.87	1.48	1.52
44	cD	517	DGD	O2G-C1B	3.87	1.45	1.34
44	JD	101	DGD	O2G-C1B	3.87	1.45	1.34
33	AL	201	CYC	CHA-C1A	3.87	1.46	1.38
42	lD	101	LHG	O7-C7	3.87	1.45	1.34

Continued on next page...

Continued from previous page...

Mol	Chain	Res	Type	Atoms	Z	Observed(Å)	Ideal(Å)
33	OG	201	CYC	CHA-C1A	3.87	1.46	1.38
33	c2	201	CYC	C2C-C1C	-3.87	1.48	1.52
33	cF	201	CYC	C2C-C1C	-3.87	1.48	1.52
33	gJ	202	CYC	C2C-C1C	-3.87	1.48	1.52
44	C1	518	DGD	O2G-C1B	3.86	1.45	1.34
33	aF	201	CYC	C2C-C1C	-3.86	1.48	1.52
42	l1	101	LHG	O7-C7	3.86	1.45	1.34
33	GL	201	CYC	C2C-C1C	-3.86	1.48	1.52
33	gH	202	CYC	C2C-C1C	-3.86	1.48	1.52
33	kF	201	CYC	C1C-NC	-3.86	1.32	1.37
44	cE	517	DGD	O2G-C1B	3.86	1.45	1.34
44	c1	517	DGD	O2G-C1B	3.86	1.45	1.34
33	g2	202	CYC	C2C-C1C	-3.85	1.48	1.52
33	cC	201	CYC	C2C-C1C	-3.85	1.48	1.52
33	g3	202	CYC	C2C-C1C	-3.85	1.48	1.52
33	c7	201	CYC	C2C-C1C	-3.85	1.48	1.52
44	J1	101	DGD	O2G-C1B	3.85	1.45	1.34
39	AE	408	LMG	O7-C10	3.85	1.45	1.34
39	AD	408	LMG	O7-C10	3.85	1.45	1.34
33	PL	201	CYC	C2C-C1C	-3.85	1.48	1.52
33	nF	201	CYC	CHD-C1D	3.84	1.49	1.40
33	PL	201	CYC	C1D-C2D	3.84	1.50	1.41
33	LL	201	CYC	CHB-C1B	3.84	1.47	1.38
33	cH	201	CYC	C2C-C1C	-3.84	1.48	1.52
33	6L	201	CYC	CHD-C1D	3.84	1.49	1.40
39	A1	408	LMG	O7-C10	3.84	1.45	1.34
33	nK	202	CYC	CHB-C4A	3.84	1.49	1.40
33	i6	202	CYC	C2C-C1C	-3.84	1.48	1.52
33	PG	201	CYC	C1D-C2D	3.84	1.50	1.41
36	c1	503	CLA	C4D-ND	-3.84	1.32	1.37
33	LG	201	CYC	CHB-C1B	3.84	1.47	1.38
33	nK	201	CYC	CHD-C1D	3.84	1.49	1.40
33	GG	201	CYC	C2C-C1C	-3.84	1.48	1.52
36	cD	504	CLA	C4D-ND	-3.83	1.32	1.37
33	cJ	201	CYC	C2C-C1C	-3.83	1.48	1.52
33	JG	201	CYC	CHA-C1A	3.83	1.46	1.38
33	yB	201	CYC	CHB-C1B	3.83	1.47	1.38
33	6G	201	CYC	CHD-C1D	3.83	1.49	1.40
33	y4	201	CYC	CHB-C1B	3.83	1.47	1.38
33	KK	201	CYC	C1D-C2D	3.83	1.50	1.41
33	PB	201	CYC	C1D-C2D	3.83	1.50	1.41
33	nF	202	CYC	CHB-C4A	3.83	1.49	1.40

Continued on next page...

Continued from previous page...

Mol	Chain	Res	Type	Atoms	Z	Observed(Å)	Ideal(Å)
33	IL	201	CYC	CHD-C1D	3.83	1.49	1.40
33	P4	201	CYC	C1D-C2D	3.83	1.50	1.41
33	2G	201	CYC	C1D-C2D	3.83	1.50	1.41
33	2L	201	CYC	C1D-C2D	3.82	1.50	1.41
45	dE	402	PHO	O2A-CGA	3.82	1.44	1.33
33	g9	202	CYC	C2C-C1C	-3.82	1.48	1.52
33	cI	201	CYC	C2C-C1C	-3.82	1.48	1.52
33	OG	201	CYC	CHD-C1D	3.82	1.49	1.40
33	p4	201	CYC	CHD-C1D	3.82	1.49	1.40
33	OL	201	CYC	CHD-C1D	3.82	1.49	1.40
33	YB	201	CYC	C1C-NC	-3.81	1.32	1.37
33	QB	201	CYC	CHA-C4D	3.81	1.49	1.40
33	jK	201	CYC	CHD-C1D	3.81	1.49	1.40
33	SG	201	CYC	C1D-C2D	3.81	1.50	1.41
33	KF	201	CYC	C1D-C2D	3.81	1.50	1.41
33	kK	201	CYC	CHD-C1D	3.81	1.49	1.40
33	JL	201	CYC	CHA-C1A	3.81	1.46	1.38
33	B4	1002	CYC	CHB-C4A	3.81	1.49	1.40
33	CB	1001	CYC	CHB-C4A	3.81	1.49	1.40
33	SB	201	CYC	C1C-NC	-3.81	1.32	1.37
33	Q4	201	CYC	CHA-C4D	3.81	1.49	1.40
33	g8	202	CYC	CHB-C4A	3.81	1.49	1.40
33	IG	201	CYC	CHD-C1D	3.81	1.49	1.40
33	g5	202	CYC	C2C-C1C	-3.81	1.48	1.52
33	iI	202	CYC	C2C-C1C	-3.81	1.48	1.52
33	pB	201	CYC	CHD-C1D	3.80	1.49	1.40
33	SL	201	CYC	C1D-C2D	3.80	1.50	1.41
33	c6	201	CYC	C2C-C1C	-3.80	1.48	1.52
33	g6	202	CYC	C2C-C1C	-3.80	1.48	1.52
33	i7	202	CYC	C2C-C1C	-3.80	1.48	1.52
45	dD	402	PHO	O2A-CGA	3.80	1.44	1.33
33	iJ	202	CYC	C2C-C1C	-3.80	1.48	1.52
45	aD	412	PHO	C1A-C2A	-3.80	1.45	1.51
33	iC	202	CYC	C2C-C1C	-3.80	1.48	1.52
33	c8	201	CYC	C2C-C1C	-3.80	1.48	1.52
33	BB	1002	CYC	CHB-C4A	3.80	1.49	1.40
33	z4	201	CYC	CHB-C4A	3.80	1.49	1.40
33	e2	201	CYC	C2C-C1C	-3.80	1.48	1.52
45	DD	401	PHO	O2A-CGA	3.80	1.44	1.33
45	aE	412	PHO	O2A-CGA	3.79	1.44	1.33
33	LK	201	CYC	CHD-C1D	3.79	1.49	1.40
33	C4	1001	CYC	CHB-C4A	3.79	1.49	1.40

Continued on next page...

Continued from previous page...

Mol	Chain	Res	Type	Atoms	Z	Observed(Å)	Ideal(Å)
33	jF	201	CYC	CHD-C1D	3.79	1.49	1.40
33	LF	201	CYC	CHD-C1D	3.79	1.49	1.40
33	iH	202	CYC	C2C-C1C	-3.79	1.48	1.52
33	k8	201	CYC	CHB-C4A	3.79	1.49	1.40
33	gA	301	CYC	CHB-C4A	3.79	1.49	1.40
33	TL	201	CYC	CHD-C1D	3.79	1.49	1.40
33	zB	201	CYC	CHB-C4A	3.79	1.49	1.40
36	bE	608	CLA	C4D-ND	-3.78	1.32	1.37
33	g9	202	CYC	CHB-C4A	3.78	1.49	1.40
45	a1	413	PHO	O2A-CGA	3.78	1.44	1.33
45	DD	401	PHO	C12-C13	-3.78	1.32	1.52
33	g5	202	CYC	CHB-C4A	3.78	1.49	1.40
33	i3	202	CYC	C2C-C1C	-3.78	1.48	1.52
33	MG	201	CYC	C1D-C2D	3.78	1.50	1.41
33	g3	202	CYC	CHB-C4A	3.78	1.49	1.40
33	e9	201	CYC	C2C-C1C	-3.78	1.48	1.52
33	g7	202	CYC	CHB-C4A	3.78	1.49	1.40
33	iA	202	CYC	C2C-C1C	-3.78	1.48	1.52
33	TG	201	CYC	CHD-C1D	3.78	1.49	1.40
33	c3	201	CYC	C2C-C1C	-3.77	1.48	1.52
33	k6	201	CYC	CHB-C4A	3.77	1.49	1.40
33	TG	201	CYC	C1D-C2D	3.77	1.50	1.41
33	e6	201	CYC	CHB-C4A	3.77	1.49	1.40
33	cA	201	CYC	C2C-C1C	-3.77	1.48	1.52
33	g2	202	CYC	CHB-C4A	3.77	1.49	1.40
36	cE	504	CLA	C4D-ND	-3.77	1.32	1.37
33	kF	201	CYC	CHD-C1D	3.77	1.49	1.40
33	LL	201	CYC	C2C-C1C	-3.77	1.48	1.52
33	i5	202	CYC	C2C-C1C	-3.77	1.48	1.52
33	Y4	201	CYC	C1C-NC	-3.77	1.32	1.37
33	gJ	202	CYC	CHB-C4A	3.77	1.49	1.40
33	gH	202	CYC	CHB-C4A	3.77	1.49	1.40
33	kH	201	CYC	CHB-C4A	3.77	1.49	1.40
33	TL	201	CYC	C1D-C2D	3.77	1.50	1.41
33	nF	201	CYC	CHB-C1B	3.76	1.47	1.38
33	k2	201	CYC	CHB-C4A	3.76	1.49	1.40
33	ML	201	CYC	C1D-C2D	3.76	1.50	1.41
33	kC	201	CYC	CHB-C4A	3.76	1.49	1.40
33	6G	201	CYC	C1C-NC	-3.76	1.32	1.37
33	LG	201	CYC	C2C-C1C	-3.76	1.48	1.52
33	e8	201	CYC	CHB-C4A	3.76	1.49	1.40
33	X4	201	CYC	CHB-C4A	3.76	1.49	1.40

Continued on next page...

Continued from previous page...

Mol	Chain	Res	Type	Atoms	Z	Observed(Å)	Ideal(Å)
33	gI	301	CYC	CHB-C4A	3.76	1.49	1.40
33	vB	201	CYC	C1D-C2D	3.76	1.50	1.41
33	k3	201	CYC	CHB-C4A	3.76	1.49	1.40
33	k5	201	CYC	CHB-C4A	3.76	1.49	1.40
33	jJ	201	CYC	CHD-C1D	3.76	1.49	1.40
33	g6	202	CYC	CHB-C4A	3.76	1.49	1.40
33	i9	202	CYC	C2C-C1C	-3.76	1.48	1.52
33	eA	201	CYC	C2C-C1C	-3.76	1.48	1.52
33	iC	202	CYC	CHB-C4A	3.76	1.49	1.40
33	s4	201	CYC	C2C-C1C	-3.76	1.48	1.52
33	d8	201	CYC	CHD-C1D	3.76	1.49	1.40
33	nK	201	CYC	CHB-C1B	3.75	1.46	1.38
33	k9	201	CYC	CHB-C4A	3.75	1.49	1.40
33	kJ	201	CYC	CHB-C4A	3.75	1.49	1.40
33	XB	201	CYC	CHB-C4A	3.75	1.49	1.40
33	j9	201	CYC	CHD-C1D	3.75	1.49	1.40
33	c6	201	CYC	CHB-C4A	3.75	1.49	1.40
33	d6	201	CYC	CHD-C1D	3.75	1.49	1.40
33	d7	201	CYC	CHD-C1D	3.75	1.49	1.40
33	kI	201	CYC	CHB-C4A	3.75	1.49	1.40
33	GG	201	CYC	C1D-C2D	3.75	1.50	1.41
33	e3	201	CYC	CHB-C4A	3.75	1.49	1.40
33	jC	201	CYC	CHD-C1D	3.75	1.49	1.40
33	dJ	201	CYC	CHD-C1D	3.75	1.49	1.40
33	j6	201	CYC	CHD-C1D	3.74	1.49	1.40
33	AG	201	CYC	C1D-C2D	3.74	1.50	1.41
36	b1	606	CLA	C1D-ND	3.74	1.42	1.37
33	cC	201	CYC	CHB-C4A	3.74	1.49	1.40
33	eI	201	CYC	CHB-C4A	3.74	1.49	1.40
33	v4	201	CYC	C1D-C2D	3.74	1.50	1.41
33	kA	201	CYC	CHB-C4A	3.74	1.49	1.40
33	d9	201	CYC	CHD-C1D	3.74	1.49	1.40
33	c7	201	CYC	CHB-C4A	3.74	1.49	1.40
33	bF	201	CYC	C2C-C1C	-3.74	1.48	1.52
36	b1	608	CLA	C4D-ND	-3.74	1.32	1.37
33	dI	201	CYC	CHD-C1D	3.74	1.49	1.40
33	Z4	201	CYC	CHB-C4A	3.74	1.49	1.40
33	GL	201	CYC	C1D-C2D	3.74	1.50	1.41
33	PG	201	CYC	CHD-C1D	3.74	1.49	1.40
33	e5	201	CYC	CHB-C4A	3.74	1.49	1.40
33	WG	201	CYC	CHB-C4A	3.74	1.49	1.40
33	iA	202	CYC	CHB-C4A	3.74	1.49	1.40

Continued on next page...

Continued from previous page...

Mol	Chain	Res	Type	Atoms	Z	Observed(Å)	Ideal(Å)
33	eH	201	CYC	CHB-C4A	3.74	1.49	1.40
33	jF	201	CYC	CHB-C4A	3.74	1.49	1.40
33	c5	201	CYC	CHB-C4A	3.74	1.49	1.40
33	k7	201	CYC	CHB-C4A	3.74	1.49	1.40
33	c8	201	CYC	CHB-C4A	3.74	1.49	1.40
33	j7	201	CYC	CHD-C1D	3.74	1.49	1.40
33	VB	201	CYC	CHB-C4A	3.74	1.49	1.40
33	jK	201	CYC	CHB-C4A	3.74	1.49	1.40
33	jA	201	CYC	CHD-C1D	3.74	1.49	1.40
33	e7	201	CYC	C2C-C1C	-3.74	1.48	1.52
33	eH	201	CYC	C2C-C1C	-3.74	1.48	1.52
33	PL	201	CYC	CHD-C1D	3.73	1.49	1.40
33	WL	201	CYC	CHB-C4A	3.73	1.49	1.40
33	ZB	201	CYC	CHB-C4A	3.73	1.49	1.40
33	d5	201	CYC	CHD-C1D	3.73	1.49	1.40
36	bE	606	CLA	C1D-ND	3.73	1.42	1.37
33	AL	201	CYC	C1D-C2D	3.73	1.50	1.41
33	cH	201	CYC	CHB-C4A	3.73	1.49	1.40
33	e5	201	CYC	C2C-C1C	-3.73	1.48	1.52
33	sB	201	CYC	C2C-C1C	-3.73	1.48	1.52
33	gC	301	CYC	CHB-C4A	3.73	1.49	1.40
33	dC	201	CYC	CHD-C1D	3.73	1.49	1.40
33	w4	201	CYC	C1D-C2D	3.73	1.50	1.41
33	jH	201	CYC	CHD-C1D	3.73	1.49	1.40
33	wB	201	CYC	C1D-C2D	3.73	1.50	1.41
33	e9	201	CYC	CHB-C4A	3.73	1.49	1.40
33	dH	201	CYC	CHD-C1D	3.73	1.49	1.40
33	eA	201	CYC	CHB-C4A	3.73	1.49	1.40
33	SG	201	CYC	C1C-NC	-3.73	1.32	1.37
36	bD	606	CLA	C1D-ND	3.73	1.42	1.37
33	e3	201	CYC	C2C-C1C	-3.73	1.48	1.52
33	j5	201	CYC	CHD-C1D	3.73	1.49	1.40
33	5L	201	CYC	CHD-C1D	3.73	1.49	1.40
33	X4	201	CYC	CHA-C4D	3.73	1.49	1.40
33	i2	202	CYC	C2C-C1C	-3.73	1.48	1.52
33	VL	201	CYC	CHA-C4D	3.72	1.49	1.40
33	j2	201	CYC	CHD-C1D	3.72	1.49	1.40
33	OB	201	CYC	C1D-C2D	3.72	1.50	1.41
33	e7	201	CYC	CHB-C4A	3.72	1.49	1.40
33	d2	201	CYC	CHD-C1D	3.72	1.49	1.40
33	KK	201	CYC	CHB-C4A	3.72	1.49	1.40
33	i9	202	CYC	CHB-C4A	3.72	1.49	1.40

Continued on next page...

Continued from previous page...

Mol	Chain	Res	Type	Atoms	Z	Observed(Å)	Ideal(Å)
33	iH	202	CYC	CHB-C4A	3.72	1.49	1.40
33	bK	201	CYC	C2C-C1C	-3.72	1.48	1.52
33	hI	201	CYC	CHD-C1D	3.72	1.49	1.40
33	i8	202	CYC	CHB-C4A	3.72	1.49	1.40
33	KF	201	CYC	CHB-C4A	3.72	1.49	1.40
33	j8	201	CYC	CHD-C1D	3.72	1.49	1.40
33	cA	201	CYC	CHB-C4A	3.72	1.49	1.40
33	V4	201	CYC	CHB-C4A	3.71	1.49	1.40
33	cJ	201	CYC	CHB-C4A	3.71	1.49	1.40
33	SL	201	CYC	C1C-NC	-3.71	1.32	1.37
33	eC	201	CYC	CHB-C4A	3.71	1.49	1.40
33	i5	202	CYC	C1D-C2D	3.71	1.50	1.41
33	jI	201	CYC	CHD-C1D	3.71	1.49	1.40
33	5G	201	CYC	CHD-C1D	3.71	1.49	1.40
33	eJ	201	CYC	CHB-C4A	3.71	1.49	1.40
33	PB	201	CYC	CHA-C4D	3.71	1.49	1.40
33	iJ	202	CYC	CHB-C4A	3.71	1.49	1.40
36	bD	608	CLA	C4D-ND	-3.71	1.32	1.37
33	e2	201	CYC	CHB-C4A	3.71	1.49	1.40
45	DE	401	PHO	C9-C8	-3.71	1.41	1.52
33	lA	201	CYC	CHD-C1D	3.71	1.49	1.40
33	c3	201	CYC	CHB-C4A	3.71	1.49	1.40
33	i3	202	CYC	CHB-C4A	3.71	1.49	1.40
33	cI	201	CYC	CHB-C4A	3.71	1.49	1.40
33	l5	201	CYC	CHD-C1D	3.71	1.49	1.40
33	j3	201	CYC	CHD-C1D	3.71	1.49	1.40
33	P4	201	CYC	CHA-C4D	3.71	1.49	1.40
33	i6	202	CYC	C1D-C2D	3.71	1.50	1.41
33	c2	201	CYC	CHB-C4A	3.71	1.49	1.40
33	i7	202	CYC	CHB-C4A	3.71	1.49	1.40
33	vB	201	CYC	CHB-C4A	3.70	1.49	1.40
33	NL	201	CYC	CHD-C1D	3.70	1.49	1.40
33	lC	201	CYC	CHD-C1D	3.70	1.49	1.40
33	iI	202	CYC	C1D-C2D	3.70	1.50	1.41
33	d3	201	CYC	CHD-C1D	3.70	1.49	1.40
33	i5	202	CYC	CHB-C4A	3.70	1.49	1.40
33	c9	201	CYC	CHB-C4A	3.70	1.49	1.40
33	i6	202	CYC	CHB-C4A	3.70	1.49	1.40
33	e8	201	CYC	C2C-C1C	-3.70	1.48	1.52
33	9F	201	CYC	CHB-C4A	3.70	1.49	1.40
33	9K	201	CYC	CHB-C4A	3.70	1.49	1.40
33	VG	201	CYC	CHA-C4D	3.70	1.49	1.40

Continued on next page...

Continued from previous page...

Mol	Chain	Res	Type	Atoms	Z	Observed(Å)	Ideal(Å)
33	aB	201	CYC	CHD-C1D	3.70	1.49	1.40
33	eI	201	CYC	C2C-C1C	-3.70	1.48	1.52
33	h6	201	CYC	CHD-C1D	3.70	1.49	1.40
36	XE	101	CLA	C4D-ND	-3.70	1.32	1.37
33	h3	201	CYC	CHD-C1D	3.70	1.49	1.40
33	iI	202	CYC	CHB-C4A	3.70	1.49	1.40
33	6L	201	CYC	C1C-NC	-3.70	1.32	1.37
33	hA	201	CYC	CHD-C1D	3.70	1.49	1.40
36	aE	404	CLA	C4D-ND	-3.70	1.32	1.37
33	i7	202	CYC	C1D-C2D	3.70	1.50	1.41
33	iJ	202	CYC	C1D-C2D	3.70	1.50	1.41
33	dA	201	CYC	CHD-C1D	3.70	1.49	1.40
33	fK	201	CYC	C2C-C1C	-3.70	1.48	1.52
33	nK	202	CYC	CHD-C1D	3.70	1.49	1.40
33	lH	201	CYC	CHD-C1D	3.70	1.49	1.40
33	XB	201	CYC	CHA-C4D	3.70	1.49	1.40
36	B1	606	CLA	C4D-ND	-3.69	1.32	1.37
33	i2	202	CYC	CHB-C4A	3.69	1.49	1.40
33	NG	201	CYC	CHD-C1D	3.69	1.49	1.40
33	i8	202	CYC	C1D-C2D	3.69	1.50	1.41
33	f8	201	CYC	CHD-C1D	3.69	1.49	1.40
33	i3	202	CYC	C1D-C2D	3.69	1.50	1.41
33	T4	201	CYC	CHD-C1D	3.69	1.49	1.40
33	h5	201	CYC	CHD-C1D	3.69	1.49	1.40
33	nF	202	CYC	CHD-C1D	3.69	1.49	1.40
33	O4	201	CYC	C1D-C2D	3.69	1.50	1.41
33	hC	201	CYC	CHD-C1D	3.69	1.49	1.40
33	a4	201	CYC	CHD-C1D	3.69	1.49	1.40
33	h8	201	CYC	CHD-C1D	3.69	1.49	1.40
36	a1	405	CLA	C4D-ND	-3.69	1.32	1.37
33	l2	201	CYC	CHD-C1D	3.69	1.49	1.40
33	l3	201	CYC	CHD-C1D	3.69	1.49	1.40
33	iH	202	CYC	C1D-C2D	3.69	1.50	1.41
33	l6	201	CYC	CHD-C1D	3.69	1.49	1.40
36	XD	101	CLA	C4D-ND	-3.69	1.32	1.37
33	f3	201	CYC	CHD-C1D	3.68	1.49	1.40
33	hH	201	CYC	CHD-C1D	3.68	1.49	1.40
33	TL	201	CYC	CHB-C4A	3.68	1.49	1.40
33	i8	202	CYC	C2C-C1C	-3.68	1.48	1.52
33	eJ	201	CYC	C2C-C1C	-3.68	1.48	1.52
33	iA	202	CYC	C1D-C2D	3.68	1.50	1.41
36	CD	504	CLA	C1D-ND	3.68	1.42	1.37

Continued on next page...

Continued from previous page...

Mol	Chain	Res	Type	Atoms	Z	Observed(Å)	Ideal(Å)
33	h9	201	CYC	CHD-C1D	3.68	1.49	1.40
33	r4	201	CYC	C2C-C1C	-3.68	1.48	1.52
33	e6	201	CYC	C2C-C1C	-3.68	1.48	1.52
33	rB	201	CYC	C2C-C1C	-3.68	1.48	1.52
33	iC	202	CYC	C1D-C2D	3.68	1.50	1.41
36	BD	611	CLA	C4D-ND	-3.68	1.32	1.37
33	mF	201	CYC	CHA-C4D	3.68	1.49	1.40
33	TG	201	CYC	CHB-C4A	3.68	1.49	1.40
33	l9	201	CYC	CHD-C1D	3.68	1.49	1.40
33	hJ	201	CYC	CHD-C1D	3.68	1.49	1.40
33	l8	201	CYC	CHD-C1D	3.68	1.49	1.40
36	aD	404	CLA	C4D-ND	-3.68	1.32	1.37
36	BD	604	CLA	C1D-ND	3.67	1.42	1.37
33	u4	201	CYC	CHA-C4D	3.67	1.49	1.40
33	v4	201	CYC	CHB-C4A	3.67	1.49	1.40
33	h7	201	CYC	CHD-C1D	3.67	1.49	1.40
33	w4	201	CYC	CHD-C1D	3.67	1.49	1.40
33	eC	201	CYC	C2C-C1C	-3.67	1.48	1.52
33	i9	202	CYC	C1D-C2D	3.67	1.50	1.41
36	X1	101	CLA	C4D-ND	-3.67	1.32	1.37
33	OB	201	CYC	C3D-C2D	3.67	1.48	1.38
33	TB	201	CYC	CHD-C1D	3.67	1.49	1.40
33	l7	201	CYC	CHD-C1D	3.67	1.49	1.40
33	7L	201	CYC	C2C-C1C	-3.67	1.48	1.52
33	XK	201	CYC	CHB-C4A	3.67	1.49	1.40
33	TB	201	CYC	CHB-C4A	3.67	1.49	1.40
33	fI	201	CYC	CHD-C1D	3.67	1.49	1.40
33	h2	201	CYC	CHD-C1D	3.67	1.49	1.40
33	fA	201	CYC	CHD-C1D	3.66	1.49	1.40
33	LL	201	CYC	C2A-C3A	3.66	1.44	1.36
33	i2	202	CYC	C1D-C2D	3.66	1.50	1.41
33	bA	201	CYC	CHD-C1D	3.66	1.49	1.40
33	IF	201	CYC	C4B-NB	-3.66	1.30	1.38
33	b5	201	CYC	CHD-C1D	3.66	1.49	1.40
33	fH	201	CYC	CHD-C1D	3.66	1.49	1.40
33	b2	201	CYC	CHD-C1D	3.66	1.49	1.40
33	O4	201	CYC	C3D-C2D	3.66	1.48	1.38
33	f5	201	CYC	CHD-C1D	3.66	1.49	1.40
33	f7	201	CYC	CHD-C1D	3.66	1.49	1.40
36	b1	612	CLA	C4D-ND	-3.66	1.32	1.37
33	kF	201	CYC	C3D-C2D	3.66	1.48	1.38
33	b8	201	CYC	CHD-C1D	3.66	1.49	1.40

Continued on next page...

Continued from previous page...

Mol	Chain	Res	Type	Atoms	Z	Observed(Å)	Ideal(Å)
33	uB	201	CYC	CHA-C4D	3.66	1.49	1.40
33	fC	201	CYC	CHD-C1D	3.66	1.49	1.40
36	C1	504	CLA	C1D-ND	3.66	1.42	1.37
36	B1	611	CLA	C4D-ND	-3.66	1.32	1.37
33	lI	201	CYC	CHD-C1D	3.66	1.49	1.40
33	IK	201	CYC	C1B-C2B	3.66	1.51	1.45
33	IK	201	CYC	C4B-NB	-3.66	1.30	1.38
33	f2	201	CYC	CHD-C1D	3.66	1.49	1.40
36	BD	606	CLA	C4D-ND	-3.66	1.32	1.37
36	cE	508	CLA	C4D-ND	-3.66	1.32	1.37
33	T4	201	CYC	CHB-C4A	3.66	1.49	1.40
33	kK	201	CYC	C3D-C2D	3.66	1.48	1.38
36	BE	604	CLA	C1D-ND	3.65	1.42	1.37
33	lJ	201	CYC	CHD-C1D	3.65	1.49	1.40
36	CE	504	CLA	C1D-ND	3.65	1.42	1.37
36	dE	403	CLA	C4D-ND	-3.65	1.32	1.37
33	LG	201	CYC	C2A-C3A	3.65	1.44	1.36
36	c1	514	CLA	C4D-ND	-3.65	1.32	1.37
33	b6	201	CYC	CHD-C1D	3.65	1.49	1.40
36	cE	514	CLA	C4D-ND	-3.65	1.32	1.37
33	f6	201	CYC	CHD-C1D	3.65	1.49	1.40
33	b9	201	CYC	CHD-C1D	3.65	1.49	1.40
36	bD	611	CLA	C4D-ND	-3.65	1.32	1.37
33	mK	201	CYC	CHA-C4D	3.65	1.49	1.40
33	b7	201	CYC	CHD-C1D	3.65	1.49	1.40
33	e9	201	CYC	C1D-C2D	3.65	1.50	1.41
33	e8	201	CYC	C1D-C2D	3.65	1.50	1.41
33	bH	201	CYC	CHD-C1D	3.65	1.49	1.40
36	bE	611	CLA	C4D-ND	-3.65	1.32	1.37
33	g5	202	CYC	C1D-C2D	3.65	1.50	1.41
36	bE	612	CLA	C4D-ND	-3.65	1.32	1.37
33	eJ	201	CYC	C1D-C2D	3.64	1.50	1.41
36	BD	610	CLA	C4D-ND	-3.64	1.32	1.37
33	bI	201	CYC	CHD-C1D	3.64	1.48	1.40
33	wB	201	CYC	CHD-C1D	3.64	1.48	1.40
33	7G	201	CYC	C2C-C1C	-3.64	1.48	1.52
33	IF	201	CYC	C1B-C2B	3.64	1.51	1.45
33	bC	201	CYC	CHD-C1D	3.64	1.48	1.40
33	ZK	201	CYC	CHB-C4A	3.64	1.48	1.40
33	XF	201	CYC	CHB-C4A	3.64	1.48	1.40
36	c1	505	CLA	C1B-NB	-3.64	1.33	1.37
33	fJ	201	CYC	CHD-C1D	3.64	1.48	1.40

Continued on next page...

Continued from previous page...

Mol	Chain	Res	Type	Atoms	Z	Observed(Å)	Ideal(Å)
33	g6	202	CYC	C1D-C2D	3.64	1.50	1.41
33	Q4	201	CYC	C1C-NC	-3.64	1.32	1.37
36	B1	604	CLA	C1D-ND	3.64	1.42	1.37
33	hK	201	CYC	C1D-C2D	3.64	1.50	1.41
33	b3	201	CYC	CHD-C1D	3.64	1.48	1.40
33	g3	202	CYC	C1D-C2D	3.64	1.50	1.41
33	rB	201	CYC	CHB-C4A	3.64	1.48	1.40
33	ZF	201	CYC	CHB-C4A	3.63	1.48	1.40
36	BE	611	CLA	C4D-ND	-3.63	1.32	1.37
33	e2	201	CYC	C1D-C2D	3.63	1.50	1.41
33	fF	201	CYC	C2C-C1C	-3.63	1.48	1.52
36	B1	608	CLA	C4D-ND	-3.63	1.32	1.37
33	g7	202	CYC	C1D-C2D	3.63	1.50	1.41
36	bD	612	CLA	C4D-ND	-3.63	1.32	1.37
33	YK	201	CYC	C1D-C2D	3.63	1.50	1.41
33	gA	301	CYC	C1D-C2D	3.63	1.50	1.41
33	gC	301	CYC	C1D-C2D	3.63	1.50	1.41
36	B1	610	CLA	C4D-ND	-3.63	1.32	1.37
33	gH	202	CYC	C1D-C2D	3.63	1.50	1.41
33	tB	1001	CYC	CHB-C4A	3.63	1.48	1.40
33	g2	202	CYC	C1D-C2D	3.63	1.50	1.41
36	cD	514	CLA	C4D-ND	-3.63	1.32	1.37
33	r4	201	CYC	CHB-C4A	3.63	1.48	1.40
33	g8	202	CYC	C1D-C2D	3.63	1.50	1.41
33	bJ	201	CYC	CHD-C1D	3.63	1.48	1.40
33	f9	201	CYC	CHD-C1D	3.62	1.48	1.40
33	YF	201	CYC	C1D-C2D	3.62	1.50	1.41
36	CE	508	CLA	C4D-ND	-3.62	1.32	1.37
33	e6	201	CYC	C1D-C2D	3.62	1.50	1.41
33	g9	202	CYC	C1D-C2D	3.62	1.50	1.41
33	aF	201	CYC	CHD-C1D	3.62	1.48	1.40
33	e5	201	CYC	C1D-C2D	3.62	1.50	1.41
33	eH	201	CYC	C1D-C2D	3.62	1.50	1.41
36	BE	606	CLA	C4D-ND	-3.62	1.32	1.37
33	t4	1001	CYC	CHB-C4A	3.62	1.48	1.40
33	k3	201	CYC	C2C-C1C	-3.62	1.48	1.52
36	bE	613	CLA	C4D-ND	-3.62	1.32	1.37
33	eA	201	CYC	C1D-C2D	3.62	1.50	1.41
45	DD	401	PHO	CAA-C2A	-3.62	1.45	1.54
33	KG	201	CYC	CHB-C4A	3.62	1.48	1.40
36	dD	403	CLA	C4D-ND	-3.62	1.32	1.37
36	cD	506	CLA	C1B-NB	-3.61	1.33	1.37

Continued on next page...

Continued from previous page...

Mol	Chain	Res	Type	Atoms	Z	Observed(Å)	Ideal(Å)
33	e7	201	CYC	C1D-C2D	3.61	1.50	1.41
33	e3	201	CYC	C1D-C2D	3.61	1.50	1.41
36	A1	404	CLA	C4D-ND	-3.61	1.32	1.37
33	eF	201	CYC	CHD-C1D	3.61	1.48	1.40
33	eI	201	CYC	C1D-C2D	3.61	1.50	1.41
36	CE	507	CLA	C4D-ND	-3.61	1.32	1.37
33	QB	201	CYC	C1C-NC	-3.61	1.32	1.37
33	fK	201	CYC	CHB-C4A	3.61	1.48	1.40
33	eC	201	CYC	C1D-C2D	3.61	1.50	1.41
45	dD	402	PHO	C3D-C2D	3.61	1.45	1.39
33	fF	201	CYC	CHB-C4A	3.61	1.48	1.40
36	BD	608	CLA	C4D-ND	-3.61	1.32	1.37
33	dF	201	CYC	C1D-C2D	3.61	1.50	1.41
33	gJ	202	CYC	C1D-C2D	3.61	1.50	1.41
33	TB	201	CYC	C2C-C1C	-3.61	1.48	1.52
33	dK	201	CYC	C1D-C2D	3.61	1.50	1.41
36	c1	507	CLA	C4D-ND	-3.61	1.32	1.37
33	eK	201	CYC	CHD-C1D	3.61	1.48	1.40
33	RG	201	CYC	CHD-C1D	3.61	1.48	1.40
33	RL	201	CYC	CHD-C1D	3.61	1.48	1.40
36	AE	404	CLA	C4D-ND	-3.60	1.32	1.37
36	c1	508	CLA	C4D-ND	-3.60	1.32	1.37
33	KL	201	CYC	CHB-C4A	3.60	1.48	1.40
36	b1	611	CLA	C4D-ND	-3.60	1.32	1.37
33	Q4	201	CYC	C1D-C2D	3.60	1.50	1.41
36	CD	508	CLA	C4D-ND	-3.60	1.32	1.37
33	gI	301	CYC	C1D-C2D	3.60	1.50	1.41
45	d1	402	PHO	CAA-C2A	-3.60	1.45	1.54
33	hF	201	CYC	C1D-C2D	3.60	1.50	1.41
36	cE	505	CLA	C4D-ND	-3.60	1.32	1.37
33	RL	201	CYC	CHB-C4A	3.60	1.48	1.40
33	QG	201	CYC	C1B-NB	-3.60	1.31	1.37
33	qB	201	CYC	CHD-C1D	3.60	1.48	1.40
33	aK	201	CYC	CHD-C1D	3.60	1.48	1.40
33	GL	201	CYC	CHD-C1D	3.59	1.48	1.40
36	cD	508	CLA	C4D-ND	-3.59	1.32	1.37
36	cD	505	CLA	C4D-ND	-3.59	1.32	1.37
45	dE	402	PHO	C3D-C2D	3.59	1.45	1.39
33	T4	201	CYC	C2C-C1C	-3.59	1.48	1.52
33	IK	201	CYC	C4A-C3A	3.59	1.53	1.45
33	IF	201	CYC	C4A-C3A	3.59	1.53	1.45
36	B1	612	CLA	C4D-ND	-3.59	1.32	1.37

Continued on next page...

Continued from previous page...

Mol	Chain	Res	Type	Atoms	Z	Observed(Å)	Ideal(Å)
33	gK	201	CYC	C1B-NB	-3.59	1.31	1.37
36	CD	507	CLA	C4D-ND	-3.59	1.32	1.37
36	xE	101	CLA	C4D-ND	-3.59	1.32	1.37
36	x1	101	CLA	C4D-ND	-3.59	1.32	1.37
36	xD	101	CLA	C4D-ND	-3.59	1.32	1.37
36	BE	608	CLA	C4D-ND	-3.59	1.32	1.37
33	k2	201	CYC	C2C-C1C	-3.59	1.48	1.52
33	JK	201	CYC	C1D-C2D	3.59	1.50	1.41
33	GG	201	CYC	CHD-C1D	3.58	1.48	1.40
33	q4	201	CYC	CHD-C1D	3.58	1.48	1.40
36	hD	101	CLA	C3B-C4B	3.58	1.51	1.42
33	gF	201	CYC	C1B-NB	-3.58	1.31	1.37
33	QB	201	CYC	C1D-C2D	3.58	1.50	1.41
36	AD	404	CLA	C4D-ND	-3.58	1.32	1.37
36	h1	101	CLA	C3B-C4B	3.58	1.51	1.42
36	hE	101	CLA	C3B-C4B	3.58	1.51	1.42
36	d1	403	CLA	C4D-ND	-3.57	1.32	1.37
45	DD	403	PHO	C9-C8	3.57	1.64	1.52
33	k8	201	CYC	C2C-C1C	-3.57	1.48	1.52
36	c1	504	CLA	C4D-ND	-3.57	1.32	1.37
33	JF	201	CYC	C1D-C2D	3.57	1.50	1.41
33	c5	201	CYC	C1D-C2D	3.57	1.50	1.41
33	O4	201	CYC	CHB-C4A	3.57	1.48	1.40
33	c8	201	CYC	C1D-C2D	3.57	1.50	1.41
36	BE	610	CLA	C4D-ND	-3.57	1.32	1.37
33	fF	201	CYC	CHD-C1D	3.57	1.48	1.40
36	c1	509	CLA	CMC-C2C	-3.57	1.43	1.50
33	y4	201	CYC	C2C-C1C	-3.57	1.48	1.52
33	k6	201	CYC	C2C-C1C	-3.57	1.48	1.52
33	mK	201	CYC	CHB-C4A	3.57	1.48	1.40
33	4L	201	CYC	CHB-C4A	3.57	1.48	1.40
33	kH	201	CYC	C2C-C1C	-3.57	1.48	1.52
36	cE	509	CLA	CMC-C2C	-3.57	1.43	1.50
33	4G	201	CYC	CHB-C4A	3.57	1.48	1.40
36	cD	509	CLA	CMC-C2C	-3.56	1.43	1.50
33	k6	201	CYC	C1D-C2D	3.56	1.50	1.41
33	c7	201	CYC	C1D-C2D	3.56	1.50	1.41
33	kC	201	CYC	C2C-C1C	-3.56	1.48	1.52
36	BE	602	CLA	C4D-ND	-3.56	1.32	1.37
33	wB	201	CYC	CHB-C4A	3.56	1.48	1.40
36	bD	613	CLA	C4D-ND	-3.56	1.32	1.37
33	pB	201	CYC	C1D-C2D	3.56	1.50	1.41

Continued on next page...

Continued from previous page...

Mol	Chain	Res	Type	Atoms	Z	Observed(Å)	Ideal(Å)
33	yB	201	CYC	C2C-C1C	-3.56	1.48	1.52
33	k7	201	CYC	C1D-C2D	3.56	1.50	1.41
36	C1	507	CLA	C4D-ND	-3.56	1.32	1.37
33	fK	201	CYC	CHD-C1D	3.56	1.48	1.40
33	kF	201	CYC	CHB-C4A	3.56	1.48	1.40
36	BE	605	CLA	C1D-ND	3.56	1.42	1.37
33	w4	201	CYC	CHB-C4A	3.56	1.48	1.40
33	p4	201	CYC	C1D-C2D	3.56	1.50	1.41
33	OB	201	CYC	CHB-C4A	3.56	1.48	1.40
33	k2	201	CYC	C1D-C2D	3.56	1.50	1.41
36	BD	603	CLA	O1D-CGD	3.56	1.30	1.21
33	kJ	201	CYC	C1D-C2D	3.56	1.50	1.41
33	kA	201	CYC	C2C-C1C	-3.56	1.48	1.52
33	cC	201	CYC	C1D-C2D	3.56	1.50	1.41
36	cE	506	CLA	C1B-NB	-3.56	1.33	1.37
33	IL	201	CYC	C1D-C2D	3.55	1.50	1.41
33	kK	201	CYC	CHB-C4A	3.55	1.48	1.40
33	k9	201	CYC	C1D-C2D	3.55	1.50	1.41
33	kA	201	CYC	C1D-C2D	3.55	1.50	1.41
33	QL	201	CYC	C1B-NB	-3.55	1.31	1.37
33	c6	201	CYC	C1D-C2D	3.55	1.50	1.41
36	C1	508	CLA	C4D-ND	-3.55	1.32	1.37
33	kC	201	CYC	C1D-C2D	3.55	1.50	1.41
36	c1	502	CLA	C1D-ND	3.55	1.42	1.37
33	cH	201	CYC	C1D-C2D	3.55	1.50	1.41
36	b1	613	CLA	C4D-ND	-3.55	1.32	1.37
33	cJ	201	CYC	C1D-C2D	3.55	1.50	1.41
33	kH	201	CYC	C1D-C2D	3.55	1.50	1.41
33	RG	201	CYC	CHB-C4A	3.55	1.48	1.40
36	hE	101	CLA	C4D-ND	-3.55	1.32	1.37
33	c3	201	CYC	C1D-C2D	3.55	1.50	1.41
33	a4	201	CYC	C3D-C2D	3.55	1.48	1.38
36	B1	603	CLA	C4D-ND	-3.54	1.32	1.37
33	k9	201	CYC	C2C-C1C	-3.54	1.48	1.52
36	BE	603	CLA	O1D-CGD	3.54	1.30	1.21
36	cE	503	CLA	C1D-ND	3.54	1.42	1.37
36	hD	101	CLA	C4D-ND	-3.54	1.32	1.37
33	k5	201	CYC	C2C-C1C	-3.54	1.48	1.52
33	cA	201	CYC	C1D-C2D	3.54	1.50	1.41
33	k8	201	CYC	C1D-C2D	3.54	1.50	1.41
33	bK	201	CYC	CHB-C4A	3.54	1.48	1.40
36	BE	603	CLA	C4D-ND	-3.54	1.32	1.37

Continued on next page...

Continued from previous page...

Mol	Chain	Res	Type	Atoms	Z	Observed(Å)	Ideal(Å)
33	IG	201	CYC	C1D-C2D	3.54	1.50	1.41
33	kI	201	CYC	C2C-C1C	-3.54	1.48	1.52
33	5L	201	CYC	CHB-C1B	3.54	1.46	1.38
33	mF	201	CYC	CHB-C4A	3.54	1.48	1.40
33	c9	201	CYC	C1D-C2D	3.54	1.50	1.41
33	c2	201	CYC	C1D-C2D	3.54	1.50	1.41
36	bE	605	CLA	C4D-ND	-3.54	1.32	1.37
36	cD	503	CLA	C1D-ND	3.54	1.42	1.37
33	bF	201	CYC	CHB-C4A	3.53	1.48	1.40
33	k5	201	CYC	C1D-C2D	3.53	1.50	1.41
36	cD	507	CLA	C4D-ND	-3.53	1.32	1.37
33	ML	201	CYC	C2C-C1C	-3.53	1.48	1.52
36	cE	510	CLA	C4D-ND	-3.53	1.32	1.37
33	k3	201	CYC	C1D-C2D	3.53	1.50	1.41
33	cI	201	CYC	C1D-C2D	3.53	1.50	1.41
33	a4	201	CYC	CHA-C4D	3.53	1.48	1.40
33	VG	201	CYC	CHB-C4A	3.53	1.48	1.40
36	h1	101	CLA	C4D-ND	-3.53	1.32	1.37
36	BD	605	CLA	C1D-ND	3.53	1.42	1.37
33	kI	201	CYC	C1D-C2D	3.53	1.50	1.41
33	aB	201	CYC	C3D-C2D	3.53	1.48	1.38
36	c1	510	CLA	C4D-ND	-3.53	1.32	1.37
33	aB	201	CYC	CHA-C4D	3.53	1.48	1.40
33	GG	201	CYC	CHB-C4A	3.52	1.48	1.40
36	H1	103	CLA	C4D-ND	-3.52	1.32	1.37
33	qB	201	CYC	CHB-C4A	3.52	1.48	1.40
36	B1	605	CLA	C1D-ND	3.52	1.42	1.37
33	R4	201	CYC	CHB-C1B	3.52	1.46	1.38
33	6L	201	CYC	C3D-C2D	3.52	1.48	1.38
33	5L	201	CYC	CHB-C4A	3.52	1.48	1.40
33	5G	201	CYC	CHB-C1B	3.52	1.46	1.38
36	cE	507	CLA	C4D-ND	-3.52	1.32	1.37
33	q4	201	CYC	CHB-C4A	3.52	1.48	1.40
36	BE	612	CLA	C4D-ND	-3.52	1.32	1.37
33	VL	201	CYC	CHB-C4A	3.51	1.48	1.40
36	B1	603	CLA	O1D-CGD	3.51	1.30	1.21
36	H1	103	CLA	C3B-C4B	3.51	1.51	1.42
33	YB	201	CYC	CHB-C4A	3.51	1.48	1.40
33	T4	201	CYC	C1C-NC	-3.51	1.33	1.37
33	LK	201	CYC	CHA-C4D	3.51	1.48	1.40
33	RB	201	CYC	CHB-C1B	3.51	1.46	1.38
33	ML	201	CYC	C4B-NB	-3.51	1.30	1.38

Continued on next page...

Continued from previous page...

Mol	Chain	Res	Type	Atoms	Z	Observed(Å)	Ideal(Å)
33	JK	201	CYC	C2C-C1C	-3.51	1.49	1.52
33	5L	201	CYC	C1D-C2D	3.51	1.50	1.41
33	GL	201	CYC	CHB-C4A	3.51	1.48	1.40
33	TB	201	CYC	C1C-NC	-3.51	1.33	1.37
33	R4	201	CYC	C2C-C1C	-3.51	1.49	1.52
33	6G	201	CYC	C1D-C2D	3.51	1.50	1.41
36	bD	615	CLA	C4D-ND	-3.51	1.32	1.37
33	1G	201	CYC	C1B-C2B	3.51	1.51	1.45
36	CE	506	CLA	C1B-NB	-3.51	1.33	1.37
36	b1	605	CLA	C4D-ND	-3.51	1.32	1.37
33	5G	201	CYC	CHB-C4A	3.51	1.48	1.40
33	LF	201	CYC	CHA-C4D	3.51	1.48	1.40
36	BD	612	CLA	C4D-ND	-3.51	1.32	1.37
36	HD	103	CLA	C3B-C4B	3.51	1.51	1.42
33	6G	201	CYC	C3D-C2D	3.51	1.48	1.38
33	kJ	201	CYC	C2C-C1C	-3.51	1.49	1.52
33	z4	201	CYC	CHD-C1D	3.50	1.48	1.40
36	BD	603	CLA	C4D-ND	-3.50	1.32	1.37
36	HD	103	CLA	C4D-ND	-3.50	1.32	1.37
36	bD	604	CLA	C4D-ND	-3.50	1.32	1.37
33	6L	201	CYC	CHB-C4A	3.50	1.48	1.40
33	1L	201	CYC	C1B-C2B	3.50	1.51	1.45
36	bE	605	CLA	O1D-CGD	3.50	1.30	1.21
33	kK	201	CYC	CHA-C4D	3.50	1.48	1.40
33	z4	201	CYC	C1D-C2D	3.50	1.50	1.41
33	6G	201	CYC	CHB-C4A	3.50	1.48	1.40
33	kF	201	CYC	CHA-C4D	3.50	1.48	1.40
33	6L	201	CYC	C1D-C2D	3.50	1.50	1.41
36	bD	605	CLA	C4D-ND	-3.50	1.32	1.37
33	zB	201	CYC	CHD-C1D	3.50	1.48	1.40
36	bE	607	CLA	C1D-ND	3.50	1.42	1.37
36	BD	602	CLA	C4D-ND	-3.50	1.32	1.37
36	bE	615	CLA	C4D-ND	-3.50	1.32	1.37
36	b1	604	CLA	C4D-ND	-3.50	1.32	1.37
36	bD	605	CLA	O1D-CGD	3.50	1.30	1.21
36	BD	609	CLA	C1D-ND	3.50	1.42	1.37
33	3F	101	CYC	CHD-C1D	3.50	1.48	1.40
36	dE	406	CLA	C4D-ND	-3.50	1.32	1.37
33	MG	201	CYC	C4B-NB	-3.50	1.30	1.38
36	B1	609	CLA	C1D-ND	3.50	1.42	1.37
33	Y4	201	CYC	CHB-C4A	3.49	1.48	1.40
36	BD	611	CLA	C1D-ND	3.49	1.42	1.37

Continued on next page...

Continued from previous page...

Mol	Chain	Res	Type	Atoms	Z	Observed(Å)	Ideal(Å)
33	IK	201	CYC	C2C-C1C	-3.49	1.49	1.52
33	5G	201	CYC	C1D-C2D	3.49	1.50	1.41
33	Z4	201	CYC	CHD-C1D	3.49	1.48	1.40
33	k7	201	CYC	C2C-C1C	-3.49	1.49	1.52
33	R4	201	CYC	C4A-C3A	3.49	1.53	1.45
33	3K	101	CYC	CHD-C1D	3.49	1.48	1.40
33	bI	201	CYC	CHA-C4D	3.49	1.48	1.40
33	IF	201	CYC	C2C-C1C	-3.49	1.49	1.52
36	bE	604	CLA	C4D-ND	-3.49	1.32	1.37
36	dD	406	CLA	C4D-ND	-3.49	1.32	1.37
36	HE	103	CLA	C3B-C4B	3.49	1.50	1.42
45	aD	412	PHO	C3D-C2D	3.48	1.45	1.39
33	hK	201	CYC	C3D-C2D	3.48	1.48	1.38
33	WB	201	CYC	CHA-C4D	3.48	1.48	1.40
33	dC	201	CYC	CHA-C4D	3.48	1.48	1.40
33	MG	201	CYC	C2C-C1C	-3.48	1.49	1.52
36	CE	515	CLA	C1D-ND	3.48	1.42	1.37
33	1L	201	CYC	C3D-C2D	3.48	1.48	1.38
36	B1	602	CLA	C4D-ND	-3.48	1.32	1.37
33	9F	201	CYC	CHD-C1D	3.48	1.48	1.40
36	B1	611	CLA	C1D-ND	3.48	1.42	1.37
36	bD	607	CLA	C1D-ND	3.48	1.42	1.37
36	HE	103	CLA	C4D-ND	-3.48	1.32	1.37
33	gK	201	CYC	C2A-C3A	3.48	1.44	1.36
33	SB	201	CYC	CHA-C4D	3.48	1.48	1.40
47	v1	201	HEM	C4D-ND	-3.48	1.34	1.40
33	bJ	201	CYC	CHA-C4D	3.48	1.48	1.40
36	b1	605	CLA	O1D-CGD	3.48	1.29	1.21
33	W4	201	CYC	CHA-C4D	3.47	1.48	1.40
33	JF	201	CYC	C2C-C1C	-3.47	1.49	1.52
36	BE	609	CLA	C1D-ND	3.47	1.42	1.37
33	bC	201	CYC	CHA-C4D	3.47	1.48	1.40
36	b1	615	CLA	C4D-ND	-3.47	1.32	1.37
33	9K	201	CYC	CHD-C1D	3.47	1.48	1.40
33	hF	201	CYC	C3D-C2D	3.47	1.48	1.38
33	RB	201	CYC	C4A-C3A	3.47	1.53	1.45
33	S4	201	CYC	CHA-C4D	3.47	1.48	1.40
33	j5	201	CYC	CHA-C4D	3.47	1.48	1.40
33	zB	201	CYC	C1D-C2D	3.47	1.49	1.41
33	fJ	201	CYC	CHA-C4D	3.47	1.48	1.40
33	ZB	201	CYC	CHD-C1D	3.47	1.48	1.40
33	d7	201	CYC	CHA-C4D	3.47	1.48	1.40

Continued on next page...

Continued from previous page...

Mol	Chain	Res	Type	Atoms	Z	Observed(Å)	Ideal(Å)
36	bD	610	CLA	C1D-ND	3.47	1.42	1.37
33	dK	201	CYC	C3D-C2D	3.47	1.48	1.38
33	b5	201	CYC	CHA-C4D	3.47	1.48	1.40
33	SG	201	CYC	CHB-C4A	3.47	1.48	1.40
33	YF	201	CYC	C3D-C2D	3.47	1.48	1.38
36	B1	614	CLA	C4D-ND	-3.47	1.32	1.37
33	jA	201	CYC	CHA-C4D	3.46	1.48	1.40
36	CD	515	CLA	C1D-ND	3.46	1.42	1.37
36	cD	510	CLA	C4D-ND	-3.46	1.32	1.37
33	b6	201	CYC	CHA-C4D	3.46	1.48	1.40
33	bH	201	CYC	CHA-C4D	3.46	1.48	1.40
33	AG	201	CYC	C1C-NC	-3.46	1.33	1.37
36	b1	607	CLA	C1D-ND	3.46	1.42	1.37
33	PG	201	CYC	CHB-C4A	3.46	1.48	1.40
33	lI	201	CYC	CHB-C4A	3.46	1.48	1.40
33	b3	201	CYC	CHA-C4D	3.46	1.48	1.40
33	b8	201	CYC	CHA-C4D	3.46	1.48	1.40
33	j6	201	CYC	CHA-C4D	3.46	1.48	1.40
33	hA	201	CYC	CHA-C4D	3.46	1.48	1.40
33	SL	201	CYC	CHB-C4A	3.46	1.48	1.40
36	CD	506	CLA	C1B-NB	-3.46	1.33	1.37
33	f6	201	CYC	CHA-C4D	3.45	1.48	1.40
33	1G	201	CYC	C3D-C2D	3.45	1.48	1.38
36	cD	513	CLA	C4D-ND	-3.45	1.32	1.37
33	j3	201	CYC	CHA-C4D	3.45	1.48	1.40
33	4L	201	CYC	CHD-C1D	3.45	1.48	1.40
33	AL	201	CYC	C1C-NC	-3.45	1.33	1.37
33	f2	201	CYC	CHA-C4D	3.45	1.48	1.40
36	C1	515	CLA	C1D-ND	3.45	1.42	1.37
36	BD	605	CLA	C4D-ND	-3.45	1.32	1.37
33	dF	201	CYC	C3D-C2D	3.45	1.48	1.38
33	d6	201	CYC	CHA-C4D	3.45	1.48	1.40
33	TB	201	CYC	C3D-C2D	3.45	1.48	1.38
36	C1	503	CLA	C1D-ND	3.45	1.42	1.37
33	BB	1002	CYC	CHD-C1D	3.45	1.48	1.40
36	d1	406	CLA	C4D-ND	-3.45	1.33	1.37
33	jJ	201	CYC	CHA-C4D	3.45	1.48	1.40
36	BE	611	CLA	C1D-ND	3.45	1.42	1.37
47	vD	201	HEM	C4D-ND	-3.45	1.34	1.40
33	YK	201	CYC	C3D-C2D	3.45	1.48	1.38
33	OL	201	CYC	CHB-C4A	3.45	1.48	1.40
33	LF	201	CYC	C2C-C1C	-3.45	1.49	1.52

Continued on next page...

Continued from previous page...

Mol	Chain	Res	Type	Atoms	Z	Observed(Å)	Ideal(Å)
36	c1	502	CLA	C4D-ND	-3.45	1.33	1.37
33	jH	201	CYC	CHA-C4D	3.45	1.48	1.40
33	gF	201	CYC	C2A-C3A	3.44	1.44	1.36
33	lC	201	CYC	CHB-C4A	3.44	1.48	1.40
33	b2	201	CYC	CHA-C4D	3.44	1.48	1.40
33	b6	201	CYC	CHB-C4A	3.44	1.48	1.40
36	c1	511	CLA	C4D-ND	-3.44	1.33	1.37
33	b9	201	CYC	CHA-C4D	3.44	1.48	1.40
33	JL	201	CYC	C2C-C1C	-3.44	1.49	1.52
33	d5	201	CYC	CHA-C4D	3.44	1.48	1.40
33	dJ	201	CYC	CHA-C4D	3.44	1.48	1.40
36	a1	406	CLA	C1D-ND	3.44	1.42	1.37
33	YF	201	CYC	C4B-NB	-3.44	1.30	1.38
33	dH	201	CYC	CHA-C4D	3.44	1.48	1.40
33	j2	201	CYC	CHA-C4D	3.44	1.48	1.40
33	dA	201	CYC	CHA-C4D	3.44	1.48	1.40
36	cD	511	CLA	C4D-ND	-3.44	1.33	1.37
33	OG	201	CYC	CHB-C4A	3.44	1.48	1.40
33	T4	201	CYC	C3D-C2D	3.44	1.48	1.38
33	l9	201	CYC	CHB-C4A	3.44	1.48	1.40
36	b1	610	CLA	C1D-ND	3.44	1.42	1.37
36	b1	612	CLA	C1D-ND	3.44	1.42	1.37
33	j8	201	CYC	CHA-C4D	3.44	1.48	1.40
36	B1	605	CLA	C4D-ND	-3.44	1.33	1.37
33	bA	201	CYC	CHA-C4D	3.44	1.48	1.40
33	jC	201	CYC	CHA-C4D	3.44	1.48	1.40
33	nK	202	CYC	C1D-C2D	3.44	1.49	1.41
33	fH	201	CYC	CHA-C4D	3.44	1.48	1.40
33	3K	101	CYC	C3D-C2D	3.44	1.48	1.38
45	A1	412	PHO	C3D-C2D	3.44	1.45	1.39
33	LG	201	CYC	CHB-C4A	3.44	1.48	1.40
33	B4	1002	CYC	CHD-C1D	3.44	1.48	1.40
33	fC	201	CYC	CHA-C4D	3.44	1.48	1.40
33	4G	201	CYC	CHD-C1D	3.44	1.48	1.40
36	BE	605	CLA	C4D-ND	-3.44	1.33	1.37
36	C1	506	CLA	C1B-NB	-3.43	1.33	1.37
33	fI	201	CYC	CHA-C4D	3.43	1.48	1.40
33	nF	202	CYC	C1D-C2D	3.43	1.49	1.41
36	cE	511	CLA	C4D-ND	-3.43	1.33	1.37
33	b7	201	CYC	CHA-C4D	3.43	1.48	1.40
33	PL	201	CYC	CHB-C4A	3.43	1.48	1.40
33	lJ	201	CYC	CHB-C4A	3.43	1.48	1.40

Continued on next page...

Continued from previous page...

Mol	Chain	Res	Type	Atoms	Z	Observed(Å)	Ideal(Å)
33	XK	201	CYC	C2C-C1C	-3.43	1.49	1.52
33	CB	1001	CYC	CHD-C1D	3.43	1.48	1.40
33	fA	201	CYC	CHA-C4D	3.43	1.48	1.40
36	DE	406	CLA	C4D-ND	-3.43	1.33	1.37
33	LF	201	CYC	CHB-C4A	3.43	1.48	1.40
33	h6	201	CYC	CHA-C4D	3.43	1.48	1.40
33	MK	201	CYC	C2C-C1C	-3.43	1.49	1.52
33	l8	201	CYC	CHB-C4A	3.43	1.48	1.40
33	f8	201	CYC	CHA-C4D	3.43	1.48	1.40
33	hI	201	CYC	CHA-C4D	3.43	1.48	1.40
33	LL	201	CYC	CHB-C4A	3.43	1.48	1.40
33	fA	201	CYC	CHB-C4A	3.43	1.48	1.40
33	d9	201	CYC	CHA-C4D	3.43	1.48	1.40
33	d3	201	CYC	CHA-C4D	3.43	1.48	1.40
33	j9	201	CYC	CHA-C4D	3.43	1.48	1.40
33	b2	201	CYC	CHB-C4A	3.43	1.48	1.40
33	bI	201	CYC	CHB-C4A	3.43	1.48	1.40
33	b8	201	CYC	CHB-C4A	3.43	1.48	1.40
33	lA	201	CYC	CHB-C4A	3.43	1.48	1.40
33	l2	201	CYC	CHB-C4A	3.43	1.48	1.40
33	l7	201	CYC	CHB-C4A	3.43	1.48	1.40
33	YK	201	CYC	C4B-NB	-3.43	1.30	1.38
33	C4	1001	CYC	CHD-C1D	3.43	1.48	1.40
33	KG	201	CYC	CHD-C1D	3.43	1.48	1.40
45	aD	412	PHO	C9-C8	-3.43	1.41	1.52
36	c1	513	CLA	C4D-ND	-3.43	1.33	1.37
36	aE	405	CLA	C1D-ND	3.43	1.42	1.37
33	bJ	201	CYC	CHB-C4A	3.43	1.48	1.40
33	f3	201	CYC	CHA-C4D	3.43	1.48	1.40
33	dI	201	CYC	CHA-C4D	3.43	1.48	1.40
33	jI	201	CYC	CHA-C4D	3.43	1.48	1.40
33	h5	201	CYC	CHA-C4D	3.42	1.48	1.40
33	XF	201	CYC	C2C-C1C	-3.42	1.49	1.52
33	lH	201	CYC	CHB-C4A	3.42	1.48	1.40
33	hF	201	CYC	C4B-NB	-3.42	1.30	1.38
36	b1	610	CLA	C4D-ND	-3.42	1.33	1.37
47	vE	201	HEM	C4D-ND	-3.42	1.34	1.40
33	l6	201	CYC	CHB-C4A	3.42	1.48	1.40
33	RG	201	CYC	CHA-C4D	3.42	1.48	1.40
33	f2	201	CYC	CHB-C4A	3.42	1.48	1.40
33	h3	201	CYC	CHA-C4D	3.42	1.48	1.40
33	bC	201	CYC	CHB-C4A	3.42	1.48	1.40

Continued on next page...

Continued from previous page...

Mol	Chain	Res	Type	Atoms	Z	Observed(Å)	Ideal(Å)
36	CE	503	CLA	C1D-ND	3.42	1.42	1.37
36	aD	405	CLA	C1D-ND	3.42	1.42	1.37
33	fJ	201	CYC	CHB-C4A	3.42	1.48	1.40
33	hC	201	CYC	CHA-C4D	3.42	1.48	1.40
36	BD	614	CLA	C4D-ND	-3.42	1.33	1.37
33	l5	201	CYC	CHB-C4A	3.42	1.48	1.40
33	d8	201	CYC	CHA-C4D	3.42	1.48	1.40
33	dC	201	CYC	CHB-C4A	3.42	1.48	1.40
36	bE	610	CLA	C4D-ND	-3.42	1.33	1.37
33	d5	201	CYC	CHB-C4A	3.42	1.48	1.40
33	f5	201	CYC	CHB-C4A	3.42	1.48	1.40
33	h7	201	CYC	CHA-C4D	3.42	1.48	1.40
33	j7	201	CYC	CHB-C4A	3.42	1.48	1.40
33	dF	201	CYC	C4B-NB	-3.42	1.30	1.38
36	bE	607	CLA	C4D-ND	-3.42	1.33	1.37
33	j7	201	CYC	CHA-C4D	3.42	1.48	1.40
33	f9	201	CYC	CHA-C4D	3.42	1.48	1.40
33	3F	101	CYC	C3D-C2D	3.41	1.48	1.38
36	D1	405	CLA	C4D-ND	-3.41	1.33	1.37
33	hH	201	CYC	CHA-C4D	3.41	1.48	1.40
33	bH	201	CYC	CHB-C4A	3.41	1.48	1.40
33	b3	201	CYC	CHB-C4A	3.41	1.48	1.40
36	bD	612	CLA	C1D-ND	3.41	1.42	1.37
33	f7	201	CYC	CHA-C4D	3.41	1.48	1.40
33	l3	201	CYC	CHB-C4A	3.41	1.48	1.40
36	bE	610	CLA	C1D-ND	3.41	1.42	1.37
33	LK	201	CYC	C2C-C1C	-3.41	1.49	1.52
33	d9	201	CYC	CHB-C4A	3.41	1.48	1.40
47	V1	201	HEM	C4D-ND	-3.41	1.34	1.40
33	f8	201	CYC	CHB-C4A	3.41	1.48	1.40
36	D1	404	CLA	C1D-ND	3.41	1.42	1.37
33	l5	201	CYC	CHA-C4D	3.41	1.48	1.40
33	RB	201	CYC	C2C-C1C	-3.41	1.49	1.52
36	c1	514	CLA	C1D-ND	3.41	1.42	1.37
33	lI	201	CYC	CHA-C4D	3.41	1.48	1.40
33	lA	201	CYC	CHA-C4D	3.41	1.48	1.40
33	TB	201	CYC	C1D-C2D	3.41	1.49	1.41
33	hK	201	CYC	C4B-NB	-3.41	1.30	1.38
36	bD	607	CLA	C4D-ND	-3.41	1.33	1.37
33	d3	201	CYC	CHB-C4A	3.41	1.48	1.40
33	fH	201	CYC	CHB-C4A	3.41	1.48	1.40
33	d2	201	CYC	CHA-C4D	3.41	1.48	1.40

Continued on next page...

Continued from previous page...

Mol	Chain	Res	Type	Atoms	Z	Observed(Å)	Ideal(Å)
33	LK	201	CYC	CHB-C4A	3.41	1.48	1.40
33	KL	201	CYC	CHD-C1D	3.41	1.48	1.40
33	f7	201	CYC	CHB-C4A	3.41	1.48	1.40
33	f5	201	CYC	CHA-C4D	3.41	1.48	1.40
33	dI	201	CYC	CHB-C4A	3.40	1.48	1.40
33	b7	201	CYC	CHB-C4A	3.40	1.48	1.40
33	PB	201	CYC	C3D-C2D	3.40	1.47	1.38
36	DD	406	CLA	C4D-ND	-3.40	1.33	1.37
33	9F	201	CYC	C1D-C2D	3.40	1.49	1.41
33	P4	201	CYC	C3D-C2D	3.40	1.47	1.38
33	hJ	201	CYC	CHA-C4D	3.40	1.48	1.40
33	RG	201	CYC	C1C-NC	-3.40	1.33	1.37
33	fC	201	CYC	CHB-C4A	3.40	1.48	1.40
36	iD	101	CLA	C4D-ND	-3.40	1.33	1.37
33	fI	201	CYC	CHB-C4A	3.40	1.48	1.40
33	RL	201	CYC	CHA-C4D	3.40	1.48	1.40
33	ML	201	CYC	CHB-C1B	3.40	1.46	1.38
33	lJ	201	CYC	CHA-C4D	3.40	1.48	1.40
33	h9	201	CYC	CHA-C4D	3.40	1.48	1.40
36	CE	509	CLA	C1D-ND	3.40	1.42	1.37
33	h2	201	CYC	CHA-C4D	3.40	1.48	1.40
33	T4	201	CYC	C1D-C2D	3.40	1.49	1.41
36	bE	603	CLA	C1D-ND	3.40	1.42	1.37
33	l6	201	CYC	CHA-C4D	3.40	1.48	1.40
33	9K	201	CYC	C1D-C2D	3.40	1.49	1.41
36	B1	601	CLA	C4D-ND	-3.40	1.33	1.37
33	pB	201	CYC	C2C-C1C	-3.40	1.49	1.52
36	c1	506	CLA	C4D-ND	-3.39	1.33	1.37
47	VE	201	HEM	C4D-ND	-3.39	1.34	1.40
36	CE	514	CLA	C1D-ND	3.39	1.42	1.37
33	dH	201	CYC	CHB-C4A	3.39	1.48	1.40
47	EE	101	HEM	FE-NC	3.39	2.06	1.95
33	sB	201	CYC	CHA-C4D	3.39	1.48	1.40
36	BE	614	CLA	C4D-ND	-3.39	1.33	1.37
45	DD	401	PHO	C3D-C2D	3.39	1.45	1.39
33	d7	201	CYC	CHB-C4A	3.39	1.48	1.40
33	b9	201	CYC	CHB-C4A	3.39	1.48	1.40
33	RL	201	CYC	C1C-NC	-3.39	1.33	1.37
33	lH	201	CYC	CHA-C4D	3.39	1.48	1.40
36	BD	609	CLA	C4D-ND	-3.39	1.33	1.37
36	iE	101	CLA	C4D-ND	-3.39	1.33	1.37
33	MG	201	CYC	CHB-C1B	3.39	1.46	1.38

Continued on next page...

Continued from previous page...

Mol	Chain	Res	Type	Atoms	Z	Observed(Å)	Ideal(Å)
33	h8	201	CYC	CHA-C4D	3.39	1.48	1.40
33	d2	201	CYC	CHB-C4A	3.39	1.48	1.40
33	f6	201	CYC	CHB-C4A	3.39	1.48	1.40
33	dK	201	CYC	C4B-NB	-3.39	1.30	1.38
33	d8	201	CYC	CHB-C4A	3.39	1.48	1.40
33	jJ	201	CYC	CHB-C4A	3.39	1.48	1.40
36	bD	610	CLA	C4D-ND	-3.39	1.33	1.37
33	d6	201	CYC	CHB-C4A	3.39	1.48	1.40
33	lC	201	CYC	CHA-C4D	3.39	1.48	1.40
33	j9	201	CYC	CHB-C4A	3.39	1.48	1.40
33	dJ	201	CYC	CHB-C4A	3.39	1.48	1.40
47	ED	101	HEM	FE-NC	3.39	2.06	1.95
36	bE	612	CLA	C1D-ND	3.39	1.41	1.37
36	a1	406	CLA	C4D-ND	-3.39	1.33	1.37
47	VD	201	HEM	C4D-ND	-3.39	1.34	1.40
33	f3	201	CYC	CHB-C4A	3.39	1.48	1.40
36	bE	603	CLA	C4D-ND	-3.39	1.33	1.37
33	l2	201	CYC	CHA-C4D	3.39	1.48	1.40
36	BE	601	CLA	C4D-ND	-3.38	1.33	1.37
33	f9	201	CYC	CHB-C4A	3.38	1.48	1.40
36	b1	607	CLA	C4D-ND	-3.38	1.33	1.37
33	dA	201	CYC	CHB-C4A	3.38	1.48	1.40
36	B1	613	CLA	C4D-ND	-3.38	1.33	1.37
33	bA	201	CYC	CHB-C4A	3.38	1.48	1.40
33	jH	201	CYC	CHB-C4A	3.38	1.48	1.40
36	cD	503	CLA	C4D-ND	-3.38	1.33	1.37
33	j2	201	CYC	CHB-C4A	3.38	1.48	1.40
36	d1	403	CLA	C1D-ND	3.38	1.41	1.37
33	l7	201	CYC	CHA-C4D	3.38	1.48	1.40
33	MF	201	CYC	C2C-C1C	-3.38	1.49	1.52
36	B1	609	CLA	C4D-ND	-3.38	1.33	1.37
36	cE	513	CLA	C4D-ND	-3.38	1.33	1.37
33	l8	201	CYC	CHA-C4D	3.38	1.48	1.40
45	DE	401	PHO	C3D-C2D	3.38	1.45	1.39
33	QG	201	CYC	C2A-C3A	3.38	1.43	1.36
33	cF	201	CYC	CHB-C4A	3.38	1.48	1.40
33	cK	201	CYC	CHB-C4A	3.38	1.48	1.40
33	O4	201	CYC	CHA-C4D	3.37	1.48	1.40
33	j3	201	CYC	CHB-C4A	3.37	1.48	1.40
33	jI	201	CYC	CHB-C4A	3.37	1.48	1.40
36	bD	603	CLA	C1D-ND	3.37	1.41	1.37
36	BE	613	CLA	C4D-ND	-3.37	1.33	1.37

Continued on next page...

Continued from previous page...

Mol	Chain	Res	Type	Atoms	Z	Observed(Å)	Ideal(Å)
33	QL	201	CYC	C2A-C3A	3.37	1.43	1.36
36	CD	503	CLA	C1D-ND	3.37	1.41	1.37
33	j5	201	CYC	CHB-C4A	3.37	1.48	1.40
36	cD	514	CLA	C1D-ND	3.37	1.41	1.37
36	aE	406	CLA	C4D-ND	-3.37	1.33	1.37
33	b5	201	CYC	CHB-C4A	3.37	1.48	1.40
47	E1	101	HEM	FE-NC	3.37	2.06	1.95
33	j8	201	CYC	CHB-C4A	3.37	1.48	1.40
33	l9	201	CYC	CHA-C4D	3.37	1.48	1.40
33	fF	201	CYC	C1D-C2D	3.37	1.49	1.41
33	OB	201	CYC	CHA-C4D	3.37	1.48	1.40
33	l3	201	CYC	CHA-C4D	3.37	1.48	1.40
36	b1	603	CLA	C1D-ND	3.37	1.41	1.37
36	a1	407	CLA	C4D-ND	-3.37	1.33	1.37
36	DD	405	CLA	C1D-ND	3.37	1.41	1.37
36	CD	509	CLA	C1D-ND	3.37	1.41	1.37
33	JG	201	CYC	C2C-C1C	-3.37	1.49	1.52
36	CD	512	CLA	C1D-ND	3.37	1.41	1.37
36	CD	509	CLA	C4D-ND	-3.37	1.33	1.37
33	jC	201	CYC	CHB-C4A	3.37	1.48	1.40
33	1G	201	CYC	C2C-C1C	-3.36	1.49	1.52
33	fK	201	CYC	C1D-C2D	3.36	1.49	1.41
36	BE	612	CLA	C1D-ND	3.36	1.41	1.37
36	cE	503	CLA	C4D-ND	-3.36	1.33	1.37
33	jF	201	CYC	C1D-C2D	3.36	1.49	1.41
36	BD	601	CLA	C4D-ND	-3.36	1.33	1.37
33	IF	201	CYC	C1B-NB	-3.36	1.32	1.37
36	B1	612	CLA	C1D-ND	3.36	1.41	1.37
33	s4	201	CYC	CHA-C4D	3.36	1.48	1.40
45	A1	412	PHO	C12-C13	3.36	1.70	1.52
36	CE	509	CLA	C4D-ND	-3.36	1.33	1.37
33	WB	201	CYC	CHB-C4A	3.36	1.48	1.40
36	cE	514	CLA	C1D-ND	3.36	1.41	1.37
33	AL	201	CYC	C3D-C2D	3.36	1.47	1.38
45	DD	403	PHO	C3D-C2D	3.36	1.45	1.39
33	uB	201	CYC	C3D-C2D	3.36	1.47	1.38
36	BD	613	CLA	C4D-ND	-3.35	1.33	1.37
33	j6	201	CYC	CHB-C4A	3.35	1.48	1.40
36	BE	601	CLA	C1D-ND	3.35	1.41	1.37
47	f1	101	HEM	FE-NC	3.35	2.06	1.95
45	aE	412	PHO	C3D-C2D	3.35	1.45	1.39
33	KK	201	CYC	CHA-C4D	3.35	1.48	1.40

Continued on next page...

Continued from previous page...

Mol	Chain	Res	Type	Atoms	Z	Observed(Å)	Ideal(Å)
36	h1	101	CLA	C1D-ND	3.35	1.41	1.37
33	p4	201	CYC	CHB-C4A	3.35	1.48	1.40
33	jA	201	CYC	CHB-C4A	3.35	1.48	1.40
36	aD	406	CLA	C4D-ND	-3.35	1.33	1.37
33	aB	201	CYC	C1C-NC	-3.35	1.33	1.37
36	A1	405	CLA	C1D-ND	3.35	1.41	1.37
33	B4	1002	CYC	C2C-C1C	-3.35	1.49	1.52
36	b1	613	CLA	C1D-ND	3.35	1.41	1.37
33	pB	201	CYC	CHB-C4A	3.35	1.48	1.40
36	DE	405	CLA	C1D-ND	3.35	1.41	1.37
36	H1	103	CLA	C1D-ND	3.35	1.41	1.37
33	AG	201	CYC	C3D-C2D	3.34	1.47	1.38
33	VB	201	CYC	CHA-C4D	3.34	1.48	1.40
33	IK	201	CYC	C1B-NB	-3.34	1.32	1.37
47	fD	101	HEM	FE-NC	3.34	2.06	1.95
33	qB	201	CYC	C1D-C2D	3.34	1.49	1.41
33	W4	201	CYC	CHB-C4A	3.34	1.48	1.40
33	a4	201	CYC	C1C-NC	-3.34	1.33	1.37
33	XF	201	CYC	C3D-C2D	3.34	1.47	1.38
36	BE	609	CLA	C4D-ND	-3.34	1.33	1.37
36	CE	512	CLA	C1D-ND	3.34	1.41	1.37
33	jK	201	CYC	C1D-C2D	3.34	1.49	1.41
47	fE	101	HEM	FE-NC	3.34	2.06	1.95
36	C1	512	CLA	C1D-ND	3.34	1.41	1.37
33	V4	201	CYC	CHA-C4D	3.34	1.48	1.40
33	P4	201	CYC	CHB-C4A	3.34	1.48	1.40
33	OB	201	CYC	C1C-NC	-3.34	1.33	1.37
36	C1	509	CLA	C4D-ND	-3.34	1.33	1.37
36	C1	510	CLA	C3D-C4D	3.34	1.51	1.44
36	dE	403	CLA	C1D-ND	3.34	1.41	1.37
45	D1	402	PHO	C3D-C2D	3.34	1.45	1.39
36	c1	512	CLA	C1D-ND	3.33	1.41	1.37
36	bE	613	CLA	C1D-ND	3.33	1.41	1.37
33	qB	201	CYC	C3D-C2D	3.33	1.47	1.38
33	ZB	201	CYC	C1D-C2D	3.33	1.49	1.41
36	cD	512	CLA	C4D-ND	-3.33	1.33	1.37
33	XB	201	CYC	C3D-C2D	3.33	1.47	1.38
33	RG	201	CYC	C1D-C2D	3.33	1.49	1.41
36	C1	509	CLA	C1D-ND	3.33	1.41	1.37
36	H1	101	CLA	C1D-ND	3.33	1.41	1.37
33	u4	201	CYC	C3D-C2D	3.33	1.47	1.38
33	XK	201	CYC	C3D-C2D	3.33	1.47	1.38

Continued on next page...

Continued from previous page...

Mol	Chain	Res	Type	Atoms	Z	Observed(Å)	Ideal(Å)
33	KF	201	CYC	CHA-C4D	3.33	1.48	1.40
33	RL	201	CYC	C1D-C2D	3.33	1.49	1.41
33	q4	201	CYC	C1D-C2D	3.33	1.49	1.41
33	hJ	201	CYC	CHB-C4A	3.33	1.48	1.40
36	hD	101	CLA	C1D-ND	3.33	1.41	1.37
45	aD	412	PHO	C10-C8	-3.33	1.35	1.52
36	C1	514	CLA	C1D-ND	3.32	1.41	1.37
45	DE	403	PHO	C3D-C2D	3.32	1.45	1.39
45	d1	402	PHO	C1A-C2A	-3.32	1.46	1.51
36	d1	405	CLA	C1D-ND	3.32	1.41	1.37
36	CD	510	CLA	C3D-C4D	3.32	1.51	1.44
33	p4	201	CYC	C2C-C1C	-3.32	1.49	1.52
33	LK	201	CYC	C3D-C2D	3.32	1.47	1.38
36	CE	510	CLA	C3D-C4D	3.32	1.51	1.44
33	X4	201	CYC	C3D-C2D	3.32	1.47	1.38
36	BD	603	CLA	C1D-ND	3.32	1.41	1.37
36	CE	505	CLA	C4D-ND	-3.32	1.33	1.37
36	C1	514	CLA	C4D-ND	-3.32	1.33	1.37
36	bD	613	CLA	C1D-ND	3.32	1.41	1.37
36	dD	403	CLA	C1D-ND	3.32	1.41	1.37
36	C1	504	CLA	C4D-ND	-3.32	1.33	1.37
33	Z4	201	CYC	C3D-C2D	3.32	1.47	1.38
36	B1	603	CLA	C1D-ND	3.32	1.41	1.37
36	dE	405	CLA	C1D-ND	3.32	1.41	1.37
45	a1	413	PHO	C3D-C2D	3.32	1.45	1.39
33	LF	201	CYC	C3D-C2D	3.32	1.47	1.38
33	cF	201	CYC	CHD-C1D	3.32	1.48	1.40
36	aE	405	CLA	C4D-ND	-3.32	1.33	1.37
36	cE	512	CLA	C1D-ND	3.32	1.41	1.37
33	h9	201	CYC	CHB-C4A	3.32	1.48	1.40
33	q4	201	CYC	C3D-C2D	3.32	1.47	1.38
33	h2	201	CYC	C1D-C2D	3.32	1.49	1.41
36	aD	405	CLA	C4D-ND	-3.32	1.33	1.37
33	cK	201	CYC	CHD-C1D	3.31	1.48	1.40
36	BD	601	CLA	C1D-ND	3.31	1.41	1.37
36	CD	511	CLA	C1D-ND	3.31	1.41	1.37
36	CE	511	CLA	C1D-ND	3.31	1.41	1.37
33	h6	201	CYC	C1D-C2D	3.31	1.49	1.41
36	B1	601	CLA	C1D-ND	3.31	1.41	1.37
36	h1	102	CLA	C1D-ND	3.31	1.41	1.37
36	C1	505	CLA	C4D-ND	-3.31	1.33	1.37
33	hC	201	CYC	C1D-C2D	3.31	1.49	1.41

Continued on next page...

Continued from previous page...

Mol	Chain	Res	Type	Atoms	Z	Observed(Å)	Ideal(Å)
36	bD	603	CLA	C4D-ND	-3.31	1.33	1.37
36	CD	514	CLA	C1D-ND	3.31	1.41	1.37
36	cD	512	CLA	C1D-ND	3.31	1.41	1.37
36	C1	511	CLA	C1D-ND	3.31	1.41	1.37
33	PG	201	CYC	C1B-NB	-3.31	1.32	1.37
36	HD	103	CLA	C1D-ND	3.31	1.41	1.37
36	CD	504	CLA	C4D-ND	-3.31	1.33	1.37
36	cE	512	CLA	C4D-ND	-3.31	1.33	1.37
36	AD	405	CLA	C1D-ND	3.31	1.41	1.37
33	PB	201	CYC	CHB-C4A	3.31	1.48	1.40
33	O4	201	CYC	C1C-NC	-3.31	1.33	1.37
36	BD	608	CLA	C1D-ND	3.31	1.41	1.37
33	hA	201	CYC	CHB-C4A	3.30	1.48	1.40
33	ZB	201	CYC	C3D-C2D	3.30	1.47	1.38
33	1L	201	CYC	C2C-C1C	-3.30	1.49	1.52
33	h5	201	CYC	CHB-C4A	3.30	1.48	1.40
36	HD	101	CLA	C1D-ND	3.30	1.41	1.37
33	YK	201	CYC	C2C-C1C	-3.30	1.49	1.52
33	lI	201	CYC	C1D-C2D	3.30	1.49	1.41
33	hH	201	CYC	C1D-C2D	3.30	1.49	1.41
33	W4	201	CYC	C3D-C2D	3.30	1.47	1.38
33	h7	201	CYC	C1D-C2D	3.30	1.49	1.41
33	h7	201	CYC	CHB-C4A	3.30	1.48	1.40
33	hI	201	CYC	C1D-C2D	3.30	1.49	1.41
36	dD	405	CLA	C1D-ND	3.30	1.41	1.37
36	hE	102	CLA	C1D-ND	3.30	1.41	1.37
36	IE	101	CLA	C4D-ND	-3.30	1.33	1.37
33	h3	201	CYC	C1D-C2D	3.30	1.49	1.41
33	l9	201	CYC	C1D-C2D	3.30	1.49	1.41
33	h8	201	CYC	CHB-C4A	3.30	1.48	1.40
36	c1	512	CLA	C4D-ND	-3.30	1.33	1.37
36	HE	103	CLA	C1D-ND	3.30	1.41	1.37
33	l2	201	CYC	C1D-C2D	3.30	1.49	1.41
36	bD	614	CLA	C4D-ND	-3.30	1.33	1.37
33	WB	201	CYC	C3D-C2D	3.30	1.47	1.38
36	C1	513	CLA	C4D-ND	-3.29	1.33	1.37
33	Z4	201	CYC	C1D-C2D	3.29	1.49	1.41
33	7L	201	CYC	CHD-C1D	3.29	1.48	1.40
45	A1	412	PHO	C7-C8	3.29	1.69	1.52
36	BE	608	CLA	C1D-ND	3.29	1.41	1.37
36	b1	614	CLA	C4D-ND	-3.29	1.33	1.37
33	hH	201	CYC	CHB-C4A	3.29	1.48	1.40

Continued on next page...

Continued from previous page...

Mol	Chain	Res	Type	Atoms	Z	Observed(Å)	Ideal(Å)
33	7G	201	CYC	CHD-C1D	3.29	1.48	1.40
33	h8	201	CYC	C1D-C2D	3.29	1.49	1.41
33	r4	201	CYC	CHD-C1D	3.29	1.48	1.40
33	l7	201	CYC	C1D-C2D	3.29	1.49	1.41
33	hI	201	CYC	CHB-C4A	3.29	1.48	1.40
36	BD	612	CLA	C1D-ND	3.29	1.41	1.37
36	cD	511	CLA	C1D-ND	3.29	1.41	1.37
36	hE	101	CLA	C1D-ND	3.29	1.41	1.37
33	PL	201	CYC	C1B-NB	-3.29	1.32	1.37
33	l3	201	CYC	C1D-C2D	3.29	1.49	1.41
36	B1	608	CLA	C1D-ND	3.29	1.41	1.37
33	l8	201	CYC	C1D-C2D	3.28	1.49	1.41
33	lH	201	CYC	C1D-C2D	3.28	1.49	1.41
33	l5	201	CYC	C1D-C2D	3.28	1.49	1.41
33	lJ	201	CYC	C1D-C2D	3.28	1.49	1.41
33	h5	201	CYC	C1D-C2D	3.28	1.49	1.41
33	h9	201	CYC	C1D-C2D	3.28	1.49	1.41
33	h6	201	CYC	CHB-C4A	3.28	1.48	1.40
33	bJ	201	CYC	C1D-C2D	3.28	1.49	1.41
33	d2	201	CYC	C1D-C2D	3.28	1.49	1.41
33	jA	201	CYC	C1D-C2D	3.28	1.49	1.41
33	j5	201	CYC	C1D-C2D	3.28	1.49	1.41
36	HE	101	CLA	C1D-ND	3.28	1.41	1.37
33	hA	201	CYC	C1D-C2D	3.28	1.49	1.41
36	hD	102	CLA	C1D-ND	3.28	1.41	1.37
33	CB	1001	CYC	C2C-C1C	-3.28	1.49	1.52
33	j6	201	CYC	C1D-C2D	3.28	1.49	1.41
33	hJ	201	CYC	C1D-C2D	3.28	1.49	1.41
33	h3	201	CYC	CHB-C4A	3.28	1.48	1.40
33	dF	201	CYC	C2C-C1C	-3.28	1.49	1.52
33	d6	201	CYC	C1D-C2D	3.27	1.49	1.41
33	rB	201	CYC	CHD-C1D	3.27	1.48	1.40
33	hC	201	CYC	CHB-C4A	3.27	1.48	1.40
33	j8	201	CYC	C1D-C2D	3.27	1.49	1.41
33	aB	201	CYC	C1D-C2D	3.27	1.49	1.41
33	b3	201	CYC	C1D-C2D	3.27	1.49	1.41
33	lC	201	CYC	C1D-C2D	3.27	1.49	1.41
38	c1	501	SQD	C6-S	-3.27	1.65	1.77
33	d3	201	CYC	C1D-C2D	3.27	1.49	1.41
33	WG	201	CYC	C2C-C1C	-3.27	1.49	1.52
36	c1	511	CLA	C1D-ND	3.27	1.41	1.37
36	bD	605	CLA	C1D-ND	3.27	1.41	1.37

Continued on next page...

Continued from previous page...

Mol	Chain	Res	Type	Atoms	Z	Observed(Å)	Ideal(Å)
33	a4	201	CYC	C1D-C2D	3.27	1.49	1.41
33	eF	201	CYC	C1B-NB	-3.27	1.32	1.37
33	l6	201	CYC	C1D-C2D	3.27	1.49	1.41
33	t4	1001	CYC	CMD-C2D	3.27	1.57	1.50
33	OG	201	CYC	C1D-C2D	3.27	1.49	1.41
33	f5	201	CYC	C1D-C2D	3.27	1.49	1.41
33	jI	201	CYC	C1D-C2D	3.27	1.49	1.41
36	CD	514	CLA	C4D-ND	-3.27	1.33	1.37
33	BB	1002	CYC	C2C-C1C	-3.27	1.49	1.52
33	lA	201	CYC	C1D-C2D	3.27	1.49	1.41
36	cE	511	CLA	C1D-ND	3.27	1.41	1.37
33	f9	201	CYC	C1D-C2D	3.27	1.49	1.41
36	a1	407	CLA	C1D-ND	3.26	1.41	1.37
36	aE	406	CLA	C1D-ND	3.26	1.41	1.37
33	BB	1001	CYC	C3D-C2D	3.26	1.47	1.38
38	cD	502	SQD	C6-S	-3.26	1.65	1.77
33	jH	201	CYC	C1D-C2D	3.26	1.49	1.41
33	bI	201	CYC	C1D-C2D	3.26	1.49	1.41
36	bE	614	CLA	C4D-ND	-3.26	1.33	1.37
33	jC	201	CYC	C1D-C2D	3.26	1.49	1.41
33	j9	201	CYC	C1D-C2D	3.26	1.49	1.41
36	CD	505	CLA	C4D-ND	-3.26	1.33	1.37
36	ID	101	CLA	C4D-ND	-3.26	1.33	1.37
33	TG	201	CYC	C3D-C2D	3.26	1.47	1.38
33	TG	201	CYC	C2C-C1C	-3.26	1.49	1.52
33	B4	1001	CYC	C3D-C2D	3.26	1.47	1.38
33	d8	201	CYC	C1D-C2D	3.26	1.49	1.41
38	cE	502	SQD	C6-S	-3.26	1.65	1.77
33	h2	201	CYC	CHB-C4A	3.26	1.48	1.40
33	dC	201	CYC	C1D-C2D	3.26	1.49	1.41
33	YF	201	CYC	C2C-C1C	-3.26	1.49	1.52
33	OL	201	CYC	C1D-C2D	3.26	1.49	1.41
33	j2	201	CYC	C1D-C2D	3.26	1.49	1.41
33	f3	201	CYC	C1D-C2D	3.26	1.49	1.41
36	C1	515	CLA	C4D-ND	-3.26	1.33	1.37
33	dA	201	CYC	C1D-C2D	3.26	1.49	1.41
33	jJ	201	CYC	C1D-C2D	3.26	1.49	1.41
36	CE	514	CLA	C4D-ND	-3.26	1.33	1.37
36	AE	405	CLA	C1D-ND	3.25	1.41	1.37
33	TL	201	CYC	C3D-C2D	3.25	1.47	1.38
33	d5	201	CYC	C1D-C2D	3.25	1.49	1.41
33	dJ	201	CYC	C1D-C2D	3.25	1.49	1.41

Continued on next page...

Continued from previous page...

Mol	Chain	Res	Type	Atoms	Z	Observed(Å)	Ideal(Å)
33	C4	1001	CYC	C2C-C1C	-3.25	1.49	1.52
33	bH	201	CYC	C1D-C2D	3.25	1.49	1.41
33	d9	201	CYC	C1D-C2D	3.25	1.49	1.41
33	b5	201	CYC	C1D-C2D	3.25	1.49	1.41
36	BE	603	CLA	C1D-ND	3.25	1.41	1.37
33	tB	1001	CYC	CMD-C2D	3.25	1.57	1.50
36	I1	101	CLA	C4D-ND	-3.25	1.33	1.37
33	b2	201	CYC	C1D-C2D	3.25	1.49	1.41
33	b8	201	CYC	C1D-C2D	3.25	1.49	1.41
33	fH	201	CYC	C1D-C2D	3.25	1.49	1.41
36	CE	504	CLA	C4D-ND	-3.25	1.33	1.37
33	b9	201	CYC	C1D-C2D	3.25	1.49	1.41
33	AL	201	CYC	CHB-C4A	3.25	1.48	1.40
33	b6	201	CYC	C1D-C2D	3.25	1.49	1.41
33	eK	201	CYC	C1B-NB	-3.25	1.32	1.37
33	LL	201	CYC	C4D-C3D	3.25	1.50	1.42
36	CD	515	CLA	C4D-ND	-3.25	1.33	1.37
33	dH	201	CYC	C1D-C2D	3.25	1.49	1.41
33	LG	201	CYC	C4D-C3D	3.25	1.50	1.42
36	CE	505	CLA	C1D-ND	3.24	1.41	1.37
36	bE	609	CLA	C4D-ND	-3.24	1.33	1.37
33	j7	201	CYC	C1D-C2D	3.24	1.49	1.41
33	f6	201	CYC	C1D-C2D	3.24	1.49	1.41
36	CD	508	CLA	C1D-ND	3.24	1.41	1.37
33	d7	201	CYC	C1D-C2D	3.24	1.49	1.41
33	WL	201	CYC	C2C-C1C	-3.24	1.49	1.52
36	aD	406	CLA	C1D-ND	3.24	1.41	1.37
33	dI	201	CYC	C1D-C2D	3.24	1.49	1.41
33	aK	201	CYC	C1D-C2D	3.24	1.49	1.41
33	j3	201	CYC	C1D-C2D	3.24	1.49	1.41
33	fI	201	CYC	C1D-C2D	3.24	1.49	1.41
36	CD	505	CLA	C1D-ND	3.24	1.41	1.37
33	bC	201	CYC	C1D-C2D	3.24	1.49	1.41
36	bD	609	CLA	C4D-ND	-3.24	1.33	1.37
36	C1	505	CLA	C1D-ND	3.24	1.41	1.37
36	B1	604	CLA	C4D-ND	-3.24	1.33	1.37
33	WL	201	CYC	C1D-C2D	3.24	1.49	1.41
33	kF	201	CYC	C1D-C2D	3.24	1.49	1.41
33	f2	201	CYC	C1D-C2D	3.24	1.49	1.41
33	bA	201	CYC	C1D-C2D	3.24	1.49	1.41
33	LL	201	CYC	CHD-C1D	3.24	1.48	1.40
36	b1	603	CLA	C4D-ND	-3.24	1.33	1.37

Continued on next page...

Continued from previous page...

Mol	Chain	Res	Type	Atoms	Z	Observed(Å)	Ideal(Å)
33	fJ	201	CYC	C1D-C2D	3.23	1.49	1.41
33	LG	201	CYC	CHD-C1D	3.23	1.48	1.40
33	NL	201	CYC	C1D-C2D	3.23	1.49	1.41
33	fA	201	CYC	C1D-C2D	3.23	1.49	1.41
33	AG	201	CYC	CHB-C4A	3.23	1.48	1.40
36	bE	606	CLA	C4D-ND	-3.23	1.33	1.37
33	hK	201	CYC	C2C-C1C	-3.23	1.49	1.52
36	bE	605	CLA	C1D-ND	3.23	1.41	1.37
33	WG	201	CYC	C1D-C2D	3.23	1.49	1.41
36	CE	515	CLA	C4D-ND	-3.23	1.33	1.37
36	CE	513	CLA	C4D-ND	-3.23	1.33	1.37
33	ZB	201	CYC	CHA-C4D	3.23	1.47	1.40
36	C1	513	CLA	C1D-ND	3.22	1.41	1.37
36	b1	609	CLA	C4D-ND	-3.22	1.33	1.37
33	kK	201	CYC	C1D-C2D	3.22	1.49	1.41
33	b7	201	CYC	C1D-C2D	3.22	1.49	1.41
33	SB	201	CYC	C3D-C2D	3.22	1.47	1.38
36	C1	508	CLA	C1D-ND	3.22	1.41	1.37
33	NG	201	CYC	C1D-C2D	3.22	1.49	1.41
45	dE	402	PHO	CBD-CGD	-3.22	1.48	1.52
36	bD	611	CLA	CMB-C2B	-3.22	1.44	1.50
33	fC	201	CYC	C1D-C2D	3.22	1.49	1.41
33	TL	201	CYC	C2C-C1C	-3.22	1.49	1.52
33	dK	201	CYC	C2C-C1C	-3.22	1.49	1.52
36	xE	101	CLA	C1D-ND	3.22	1.41	1.37
33	7L	201	CYC	C1B-C2B	3.22	1.50	1.45
33	f8	201	CYC	C1D-C2D	3.22	1.49	1.41
36	bD	606	CLA	C4D-ND	-3.21	1.33	1.37
36	bE	611	CLA	CMB-C2B	-3.21	1.44	1.50
33	aF	201	CYC	C1D-C2D	3.21	1.49	1.41
36	CD	513	CLA	C4D-ND	-3.21	1.33	1.37
36	CE	508	CLA	C1D-ND	3.21	1.41	1.37
36	x1	101	CLA	C1D-ND	3.21	1.41	1.37
36	xD	101	CLA	C1D-ND	3.21	1.41	1.37
33	OL	201	CYC	CHA-C4D	3.21	1.47	1.40
33	OG	201	CYC	CHA-C4D	3.21	1.47	1.40
36	bE	608	CLA	C1D-ND	3.21	1.41	1.37
33	nF	201	CYC	C2C-C1C	-3.21	1.49	1.52
33	nK	202	CYC	C4C-NC	-3.20	1.30	1.37
33	nK	201	CYC	C2C-C1C	-3.20	1.49	1.52
36	b1	605	CLA	C1D-ND	3.20	1.41	1.37
36	B1	606	CLA	C1D-ND	3.20	1.41	1.37

Continued on next page...

Continued from previous page...

Mol	Chain	Res	Type	Atoms	Z	Observed(Å)	Ideal(Å)
33	VG	201	CYC	C3D-C2D	3.20	1.47	1.38
33	S4	201	CYC	C3D-C2D	3.20	1.47	1.38
33	NG	201	CYC	CHB-C4A	3.20	1.47	1.40
33	mK	201	CYC	C3D-C2D	3.20	1.47	1.38
33	f7	201	CYC	C1D-C2D	3.20	1.49	1.41
33	7G	201	CYC	C1B-C2B	3.20	1.50	1.45
33	VL	201	CYC	C3D-C2D	3.20	1.47	1.38
33	hF	201	CYC	C2C-C1C	-3.20	1.49	1.52
36	BD	604	CLA	C4D-ND	-3.19	1.33	1.37
36	AE	404	CLA	CMC-C2C	-3.19	1.44	1.50
33	VG	201	CYC	OC-C1C	3.19	1.29	1.23
33	NL	201	CYC	CHB-C4A	3.19	1.47	1.40
33	7G	201	CYC	C4C-NC	-3.19	1.30	1.37
33	Z4	201	CYC	CHA-C4D	3.19	1.47	1.40
33	nF	201	CYC	CHB-C4A	3.19	1.47	1.40
36	b1	606	CLA	C4D-ND	-3.19	1.33	1.37
33	7L	201	CYC	C4C-NC	-3.19	1.30	1.37
33	HG	201	CYC	CHD-C1D	3.19	1.47	1.40
33	Y4	201	CYC	CHA-C4D	3.19	1.47	1.40
33	mF	201	CYC	C3D-C2D	3.19	1.47	1.38
33	KG	201	CYC	C2C-C1C	-3.19	1.49	1.52
36	BD	610	CLA	CMB-C2B	-3.19	1.44	1.50
36	XD	101	CLA	C1D-ND	3.19	1.41	1.37
33	qB	201	CYC	CHA-C4D	3.19	1.47	1.40
36	X1	101	CLA	C1D-ND	3.18	1.41	1.37
36	A1	404	CLA	CMC-C2C	-3.18	1.44	1.50
36	b1	611	CLA	CMB-C2B	-3.18	1.44	1.50
33	IL	201	CYC	CHA-C4D	3.18	1.47	1.40
33	IG	201	CYC	CHA-C4D	3.18	1.47	1.40
33	VL	201	CYC	OC-C1C	3.18	1.29	1.23
33	YB	201	CYC	CHA-C4D	3.18	1.47	1.40
33	LK	201	CYC	C1D-C2D	3.18	1.49	1.41
36	AD	404	CLA	CMC-C2C	-3.18	1.44	1.50
36	b1	608	CLA	C1D-ND	3.18	1.41	1.37
36	C1	511	CLA	C4D-ND	-3.18	1.33	1.37
36	BE	610	CLA	CMB-C2B	-3.17	1.44	1.50
36	BD	607	CLA	C4D-ND	-3.17	1.33	1.37
33	dF	201	CYC	C1B-C2B	3.17	1.50	1.45
36	CD	512	CLA	C4D-ND	-3.17	1.33	1.37
36	CD	513	CLA	C1D-ND	3.17	1.41	1.37
33	i9	202	CYC	CHA-C4D	3.17	1.47	1.40
33	nF	202	CYC	C4C-NC	-3.17	1.30	1.37

Continued on next page...

Continued from previous page...

Mol	Chain	Res	Type	Atoms	Z	Observed(Å)	Ideal(Å)
36	CE	513	CLA	C1D-ND	3.17	1.41	1.37
36	AE	404	CLA	C1D-ND	3.17	1.41	1.37
33	nK	201	CYC	CHB-C4A	3.17	1.47	1.40
33	o4	201	CYC	C2C-C1C	-3.17	1.49	1.52
33	w4	201	CYC	CHA-C4D	3.16	1.47	1.40
33	dK	201	CYC	C1B-C2B	3.16	1.50	1.45
33	nK	202	CYC	CHA-C4D	3.16	1.47	1.40
36	B1	610	CLA	CMB-C2B	-3.16	1.44	1.50
33	i5	202	CYC	CHA-C4D	3.16	1.47	1.40
33	JL	201	CYC	CHD-C1D	3.16	1.47	1.40
33	q4	201	CYC	CHA-C4D	3.16	1.47	1.40
36	BE	607	CLA	C4D-ND	-3.16	1.33	1.37
33	iI	202	CYC	CHA-C4D	3.16	1.47	1.40
33	iJ	202	CYC	CHA-C4D	3.16	1.47	1.40
33	oB	201	CYC	C2C-C1C	-3.16	1.49	1.52
36	BD	606	CLA	C1D-ND	3.16	1.41	1.37
36	XE	101	CLA	C1D-ND	3.16	1.41	1.37
36	CD	511	CLA	C4D-ND	-3.16	1.33	1.37
33	hK	201	CYC	C4A-C3A	3.16	1.52	1.45
33	HL	201	CYC	CHD-C1D	3.16	1.47	1.40
33	i6	202	CYC	CHA-C4D	3.16	1.47	1.40
33	nF	202	CYC	CHA-C4D	3.16	1.47	1.40
33	Q4	201	CYC	C3D-C2D	3.15	1.47	1.38
33	mK	201	CYC	OC-C1C	3.15	1.29	1.23
33	mF	201	CYC	OC-C1C	3.15	1.29	1.23
33	iC	202	CYC	CHA-C4D	3.15	1.47	1.40
36	C1	512	CLA	C4D-ND	-3.15	1.33	1.37
33	gK	201	CYC	C2C-C1C	-3.15	1.49	1.52
33	i2	202	CYC	CHA-C4D	3.15	1.47	1.40
33	LF	201	CYC	C1D-C2D	3.15	1.49	1.41
36	bD	608	CLA	C1D-ND	3.15	1.41	1.37
33	wB	201	CYC	CHA-C4D	3.15	1.47	1.40
33	i3	202	CYC	CHA-C4D	3.15	1.47	1.40
36	CE	512	CLA	C4D-ND	-3.15	1.33	1.37
45	DE	403	PHO	C14-C13	-3.15	1.42	1.52
33	aF	201	CYC	CHB-C4A	3.15	1.47	1.40
36	BE	604	CLA	C4D-ND	-3.14	1.33	1.37
33	gK	201	CYC	CHD-C1D	3.14	1.47	1.40
36	B1	607	CLA	C4D-ND	-3.14	1.33	1.37
36	AD	404	CLA	C1D-ND	3.14	1.41	1.37
45	d1	402	PHO	C15-C13	3.14	1.69	1.52
33	gF	201	CYC	CHD-C1D	3.14	1.47	1.40

Continued on next page...

Continued from previous page...

Mol	Chain	Res	Type	Atoms	Z	Observed(Å)	Ideal(Å)
33	QB	201	CYC	C3D-C2D	3.14	1.47	1.38
33	3F	101	CYC	CHA-C4D	3.14	1.47	1.40
47	EE	101	HEM	FE-ND	-3.14	1.85	1.94
33	KL	201	CYC	C1D-C2D	3.14	1.49	1.41
47	E1	101	HEM	FE-ND	-3.14	1.85	1.94
33	i8	202	CYC	CHA-C4D	3.14	1.47	1.40
33	iA	202	CYC	CHA-C4D	3.14	1.47	1.40
33	iH	202	CYC	CHA-C4D	3.14	1.47	1.40
33	hI	201	CYC	C2C-C1C	-3.14	1.49	1.52
33	hF	201	CYC	C4A-C3A	3.13	1.52	1.45
33	JG	201	CYC	CHD-C1D	3.13	1.47	1.40
33	IG	201	CYC	C3D-C2D	3.13	1.47	1.38
33	PL	201	CYC	CHA-C4D	3.13	1.47	1.40
33	h7	201	CYC	C2C-C1C	-3.13	1.49	1.52
33	dF	201	CYC	C4A-C3A	3.13	1.52	1.45
47	fD	101	HEM	FE-ND	-3.13	1.85	1.94
33	TB	201	CYC	CHA-C4D	3.13	1.47	1.40
33	h5	201	CYC	C2C-C1C	-3.13	1.49	1.52
47	ED	101	HEM	FE-ND	-3.13	1.85	1.94
36	CE	511	CLA	C4D-ND	-3.13	1.33	1.37
33	ZF	201	CYC	C4C-NC	-3.13	1.30	1.37
33	1G	201	CYC	C4A-C3A	3.13	1.52	1.45
33	KG	201	CYC	C1D-C2D	3.12	1.49	1.41
33	XK	201	CYC	CHA-C4D	3.12	1.47	1.40
33	OL	201	CYC	C1B-NB	-3.12	1.32	1.37
33	KL	201	CYC	C2C-C1C	-3.12	1.49	1.52
45	dD	402	PHO	CBD-CGD	-3.12	1.48	1.52
33	hK	201	CYC	C1B-C2B	3.12	1.50	1.45
33	i7	202	CYC	CHA-C4D	3.12	1.47	1.40
33	aK	201	CYC	CHB-C4A	3.12	1.47	1.40
33	IL	201	CYC	C3D-C2D	3.12	1.47	1.38
33	PG	201	CYC	CHA-C4D	3.12	1.47	1.40
47	fE	101	HEM	FE-ND	-3.12	1.85	1.94
33	yB	201	CYC	CHA-C4D	3.11	1.47	1.40
33	YK	201	CYC	C4A-C3A	3.11	1.52	1.45
33	bK	201	CYC	C4C-NC	-3.11	1.30	1.37
33	YF	201	CYC	C4A-C3A	3.11	1.52	1.45
38	CD	501	SQD	C6-S	-3.11	1.65	1.77
33	ZK	201	CYC	C4C-NC	-3.11	1.30	1.37
33	XF	201	CYC	CHA-C4D	3.11	1.47	1.40
38	CE	501	SQD	C6-S	-3.11	1.65	1.77
33	y4	201	CYC	CHA-C4D	3.11	1.47	1.40

Continued on next page...

Continued from previous page...

Mol	Chain	Res	Type	Atoms	Z	Observed(Å)	Ideal(Å)
33	v4	201	CYC	CHA-C4D	3.11	1.47	1.40
33	3K	101	CYC	CHA-C4D	3.11	1.47	1.40
38	dD	414	SQD	C6-S	-3.11	1.65	1.77
33	QG	201	CYC	C2C-C1C	-3.11	1.49	1.52
47	f1	101	HEM	FE-ND	-3.11	1.85	1.94
33	cI	201	CYC	CHA-C4D	3.11	1.47	1.40
36	c1	513	CLA	C1D-ND	3.11	1.41	1.37
33	vB	201	CYC	CHA-C4D	3.11	1.47	1.40
38	d1	414	SQD	C6-S	-3.11	1.65	1.77
33	o4	201	CYC	C3D-C2D	3.10	1.47	1.38
33	pB	201	CYC	CHA-C4D	3.10	1.47	1.40
33	JK	201	CYC	C4D-C3D	3.10	1.50	1.42
33	b6	201	CYC	C2C-C1C	-3.10	1.49	1.52
33	dK	201	CYC	C4A-C3A	3.10	1.52	1.45
33	OG	201	CYC	C1B-NB	-3.10	1.32	1.37
36	A1	404	CLA	C1D-ND	3.10	1.41	1.37
33	JF	201	CYC	C4D-C3D	3.10	1.50	1.42
36	A1	405	CLA	C4D-ND	-3.10	1.33	1.37
33	MG	201	CYC	CHA-C4D	3.10	1.47	1.40
38	C1	501	SQD	C6-S	-3.10	1.66	1.77
36	IE	101	CLA	C1D-ND	3.10	1.41	1.37
38	D1	413	SQD	C6-S	-3.10	1.66	1.77
33	ML	201	CYC	CHA-C4D	3.10	1.47	1.40
33	T4	201	CYC	CHA-C4D	3.10	1.47	1.40
33	p4	201	CYC	CHA-C4D	3.10	1.47	1.40
33	4G	201	CYC	C3D-C2D	3.10	1.47	1.38
38	DD	414	SQD	C6-S	-3.10	1.66	1.77
36	BE	606	CLA	C1D-ND	3.10	1.41	1.37
36	B1	614	CLA	C4B-NB	3.10	1.41	1.37
33	YK	201	CYC	C1B-C2B	3.10	1.50	1.45
33	hF	201	CYC	C1B-C2B	3.10	1.50	1.45
36	ID	101	CLA	C1D-ND	3.09	1.41	1.37
33	NG	201	CYC	C3D-C2D	3.09	1.47	1.38
36	AE	405	CLA	C4D-ND	-3.09	1.33	1.37
36	AD	405	CLA	C4D-ND	-3.09	1.33	1.37
33	4L	201	CYC	C3D-C2D	3.09	1.47	1.38
38	DE	414	SQD	C6-S	-3.09	1.66	1.77
33	QL	201	CYC	CHD-C1D	3.09	1.47	1.40
33	k2	201	CYC	CHA-C4D	3.09	1.47	1.40
33	e3	201	CYC	CHA-C4D	3.09	1.47	1.40
33	bF	201	CYC	C4C-NC	-3.09	1.30	1.37
36	cD	513	CLA	C1D-ND	3.09	1.41	1.37

Continued on next page...

Continued from previous page...

Mol	Chain	Res	Type	Atoms	Z	Observed(Å)	Ideal(Å)
33	yB	201	CYC	CHB-C4A	3.09	1.47	1.40
33	ZK	201	CYC	C2C-C1C	-3.09	1.49	1.52
33	1L	201	CYC	C4A-C3A	3.09	1.52	1.45
47	vE	201	HEM	FE-ND	-3.09	1.85	1.94
38	dE	414	SQD	C6-S	-3.09	1.66	1.77
33	e6	201	CYC	CHA-C4D	3.09	1.47	1.40
33	g3	202	CYC	CHA-C4D	3.09	1.47	1.40
33	QG	201	CYC	CHD-C1D	3.08	1.47	1.40
36	BD	614	CLA	C4B-NB	3.08	1.41	1.37
33	y4	201	CYC	CHB-C4A	3.08	1.47	1.40
33	YF	201	CYC	C1B-C2B	3.08	1.50	1.45
33	Y4	201	CYC	C3D-C2D	3.08	1.47	1.38
36	BE	614	CLA	C4B-NB	3.08	1.41	1.37
36	h1	102	CLA	C4B-NB	3.08	1.41	1.37
33	e9	201	CYC	CHA-C4D	3.08	1.47	1.40
33	HG	201	CYC	C3D-C2D	3.08	1.47	1.38
33	h3	201	CYC	C2C-C1C	-3.08	1.49	1.52
33	R4	201	CYC	C4C-NC	-3.08	1.30	1.37
33	RB	201	CYC	C4C-NC	-3.08	1.30	1.37
33	hA	201	CYC	C2C-C1C	-3.08	1.49	1.52
33	eI	201	CYC	CHA-C4D	3.08	1.47	1.40
33	gJ	202	CYC	CHA-C4D	3.08	1.47	1.40
47	V1	201	HEM	FE-ND	-3.08	1.85	1.94
33	YB	201	CYC	C3D-C2D	3.08	1.47	1.38
33	e2	201	CYC	CHA-C4D	3.08	1.47	1.40
33	gF	201	CYC	C2C-C1C	-3.08	1.49	1.52
47	VD	201	HEM	FE-ND	-3.08	1.85	1.94
33	NL	201	CYC	C3D-C2D	3.08	1.47	1.38
33	bI	201	CYC	C2C-C1C	-3.08	1.49	1.52
33	eC	201	CYC	CHA-C4D	3.08	1.47	1.40
38	L1	102	SQD	C6-S	-3.08	1.66	1.77
36	hD	102	CLA	C4B-NB	3.08	1.41	1.37
33	HG	201	CYC	OB-C4B	3.08	1.29	1.23
33	oB	201	CYC	C3D-C2D	3.07	1.47	1.38
33	kI	201	CYC	CHA-C4D	3.07	1.47	1.40
36	C1	510	CLA	CMC-C2C	-3.07	1.44	1.50
47	vD	201	HEM	FE-ND	-3.07	1.85	1.94
33	h8	201	CYC	C2C-C1C	-3.07	1.49	1.52
33	kA	201	CYC	CHA-C4D	3.07	1.47	1.40
36	cE	508	CLA	MG-NB	-3.07	1.99	2.05
33	nF	202	CYC	C3D-C2D	3.07	1.47	1.38
38	LD	102	SQD	C6-S	-3.07	1.66	1.77

Continued on next page...

Continued from previous page...

Mol	Chain	Res	Type	Atoms	Z	Observed(Å)	Ideal(Å)
33	g6	202	CYC	CHA-C4D	3.07	1.47	1.40
47	VE	201	HEM	FE-ND	-3.07	1.85	1.94
33	KL	201	CYC	CHA-C4D	3.07	1.47	1.40
33	cA	201	CYC	CHA-C4D	3.07	1.47	1.40
33	eJ	201	CYC	CHA-C4D	3.07	1.47	1.40
36	I1	101	CLA	C1D-ND	3.07	1.41	1.37
33	HL	201	CYC	C3D-C2D	3.07	1.47	1.38
33	g2	202	CYC	CHA-C4D	3.07	1.47	1.40
33	gH	202	CYC	CHA-C4D	3.07	1.47	1.40
36	cD	508	CLA	MG-NB	-3.07	1.99	2.05
33	g8	202	CYC	CHA-C4D	3.07	1.47	1.40
38	LD	101	SQD	C6-S	-3.07	1.66	1.77
38	L1	101	SQD	C6-S	-3.07	1.66	1.77
33	eH	201	CYC	CHA-C4D	3.07	1.47	1.40
33	g5	202	CYC	CHA-C4D	3.07	1.47	1.40
33	gI	301	CYC	CHA-C4D	3.06	1.47	1.40
36	c1	504	CLA	C1D-ND	3.06	1.41	1.37
38	LE	102	SQD	C6-S	-3.06	1.66	1.77
33	cH	201	CYC	CHA-C4D	3.06	1.47	1.40
33	g9	202	CYC	CHA-C4D	3.06	1.47	1.40
36	H1	103	CLA	CHC-C1C	3.06	1.44	1.38
36	c1	508	CLA	MG-NB	-3.06	1.99	2.05
33	XK	201	CYC	C1B-NB	-3.06	1.32	1.37
33	eF	201	CYC	C1D-C2D	3.06	1.48	1.41
33	KG	201	CYC	CHA-C4D	3.06	1.47	1.40
33	nK	202	CYC	C3D-C2D	3.06	1.47	1.38
33	cC	201	CYC	CHA-C4D	3.06	1.47	1.40
33	c8	201	CYC	CHA-C4D	3.06	1.47	1.40
33	eA	201	CYC	CHA-C4D	3.06	1.47	1.40
33	ZF	201	CYC	C2C-C1C	-3.06	1.49	1.52
33	h2	201	CYC	C2C-C1C	-3.06	1.49	1.52
36	H1	101	CLA	C4D-ND	-3.06	1.33	1.37
33	ZF	201	CYC	CHA-C4D	3.06	1.47	1.40
33	kJ	201	CYC	CHA-C4D	3.06	1.47	1.40
33	c5	201	CYC	CHA-C4D	3.06	1.47	1.40
38	LE	101	SQD	C6-S	-3.06	1.66	1.77
33	e7	201	CYC	CHA-C4D	3.06	1.47	1.40
33	gC	301	CYC	CHA-C4D	3.06	1.47	1.40
33	k7	201	CYC	CHA-C4D	3.06	1.47	1.40
33	nF	201	CYC	CHA-C4D	3.06	1.47	1.40
33	TL	201	CYC	C4D-ND	-3.06	1.32	1.37
33	g7	202	CYC	CHA-C4D	3.06	1.47	1.40

Continued on next page...

Continued from previous page...

Mol	Chain	Res	Type	Atoms	Z	Observed(Å)	Ideal(Å)
33	gA	301	CYC	CHA-C4D	3.06	1.47	1.40
33	cJ	201	CYC	CHA-C4D	3.06	1.47	1.40
47	v1	201	HEM	FE-ND	-3.05	1.85	1.94
33	c7	201	CYC	CHA-C4D	3.05	1.47	1.40
36	HD	103	CLA	CHC-C1C	3.05	1.44	1.38
33	kH	201	CYC	CHA-C4D	3.05	1.47	1.40
33	k8	201	CYC	CHA-C4D	3.05	1.47	1.40
33	hH	201	CYC	C2C-C1C	-3.05	1.49	1.52
33	hC	201	CYC	C2C-C1C	-3.05	1.49	1.52
33	e5	201	CYC	CHA-C4D	3.05	1.47	1.40
33	4G	201	CYC	C4D-ND	-3.05	1.32	1.37
33	k3	201	CYC	CHA-C4D	3.05	1.47	1.40
33	nK	201	CYC	CHA-C4D	3.05	1.47	1.40
36	hE	102	CLA	C4D-ND	-3.05	1.33	1.37
36	BD	613	CLA	C1D-ND	3.05	1.41	1.37
33	eK	201	CYC	C1D-C2D	3.04	1.48	1.41
36	HD	101	CLA	C4D-ND	-3.04	1.33	1.37
33	RB	201	CYC	C3D-C2D	3.04	1.47	1.38
36	HE	101	CLA	C4B-NB	3.04	1.41	1.37
36	cD	505	CLA	C1D-ND	3.04	1.41	1.37
33	c3	201	CYC	CHA-C4D	3.04	1.47	1.40
38	AE	407	SQD	C6-S	-3.04	1.66	1.77
45	d1	402	PHO	C3D-C2D	3.04	1.44	1.39
33	c2	201	CYC	CHA-C4D	3.04	1.47	1.40
36	bD	614	CLA	C1D-ND	3.04	1.41	1.37
33	kC	201	CYC	CHA-C4D	3.04	1.47	1.40
36	CE	510	CLA	CMC-C2C	-3.04	1.44	1.50
33	HL	201	CYC	OB-C4B	3.04	1.29	1.23
33	k5	201	CYC	CHA-C4D	3.04	1.47	1.40
36	CD	510	CLA	CMC-C2C	-3.04	1.44	1.50
33	QL	201	CYC	C2C-C1C	-3.04	1.49	1.52
45	DE	401	PHO	CAA-C2A	-3.04	1.47	1.54
33	ZK	201	CYC	CHA-C4D	3.04	1.47	1.40
33	c6	201	CYC	CHA-C4D	3.04	1.47	1.40
33	e8	201	CYC	CHA-C4D	3.04	1.47	1.40
33	PG	201	CYC	C4C-NC	-3.04	1.31	1.37
33	R4	201	CYC	C3D-C2D	3.04	1.46	1.38
33	PL	201	CYC	C4C-NC	-3.04	1.31	1.37
33	jK	201	CYC	C3D-C2D	3.04	1.46	1.38
36	hE	102	CLA	C4B-NB	3.04	1.41	1.37
33	d5	201	CYC	C2C-C1C	-3.03	1.49	1.52
36	B1	613	CLA	C1D-ND	3.03	1.41	1.37

Continued on next page...

Continued from previous page...

Mol	Chain	Res	Type	Atoms	Z	Observed(Å)	Ideal(Å)
33	TG	201	CYC	C4D-ND	-3.03	1.32	1.37
33	4L	201	CYC	C4D-ND	-3.03	1.32	1.37
33	7L	201	CYC	C1B-NB	-3.03	1.32	1.37
36	hD	102	CLA	C4D-ND	-3.03	1.33	1.37
33	k6	201	CYC	CHA-C4D	3.03	1.47	1.40
33	jF	201	CYC	C3D-C2D	3.03	1.46	1.38
36	B1	607	CLA	CMD-C2D	-3.03	1.44	1.50
33	k9	201	CYC	CHA-C4D	3.03	1.47	1.40
36	HD	101	CLA	C4B-NB	3.03	1.41	1.37
33	nF	201	CYC	C3D-C2D	3.03	1.46	1.38
33	c9	201	CYC	CHA-C4D	3.03	1.47	1.40
33	9F	201	CYC	C4C-NC	-3.03	1.31	1.37
36	cE	513	CLA	C1D-ND	3.03	1.41	1.37
33	h9	201	CYC	C2C-C1C	-3.03	1.49	1.52
33	XF	201	CYC	C1B-NB	-3.03	1.32	1.37
38	AD	407	SQD	C6-S	-3.03	1.66	1.77
33	QG	201	CYC	C1D-C2D	3.03	1.48	1.41
36	BE	613	CLA	C1D-ND	3.03	1.41	1.37
33	nK	201	CYC	C3D-C2D	3.03	1.46	1.38
33	5G	201	CYC	C1B-NB	-3.02	1.32	1.37
33	5L	201	CYC	C1B-NB	-3.02	1.32	1.37
33	QL	201	CYC	C1D-C2D	3.02	1.48	1.41
33	LG	201	CYC	C4C-NC	-3.02	1.31	1.37
36	C1	507	CLA	C1D-ND	3.02	1.41	1.37
33	6G	201	CYC	C4C-NC	-3.02	1.31	1.37
33	bA	201	CYC	C2C-C1C	-3.02	1.49	1.52
33	9K	201	CYC	C4C-NC	-3.02	1.31	1.37
36	BD	607	CLA	CMD-C2D	-3.02	1.44	1.50
36	hD	101	CLA	CHC-C1C	3.02	1.44	1.38
33	NG	201	CYC	CHA-C4D	3.02	1.47	1.40
33	fC	201	CYC	C2C-C1C	-3.02	1.49	1.52
33	hJ	201	CYC	C2C-C1C	-3.02	1.49	1.52
33	t4	1001	CYC	C4D-C3D	3.02	1.49	1.42
36	hE	101	CLA	CHC-C1C	3.02	1.44	1.38
33	LL	201	CYC	C4C-NC	-3.01	1.31	1.37
36	cE	509	CLA	C3D-C4D	3.01	1.51	1.44
33	h6	201	CYC	C2C-C1C	-3.01	1.49	1.52
36	b1	609	CLA	C3B-C4B	3.01	1.49	1.42
33	bK	201	CYC	C3D-C2D	3.01	1.46	1.38
33	6G	201	CYC	C2C-C1C	-3.01	1.49	1.52
33	7L	201	CYC	C4B-NB	-3.01	1.31	1.38
36	BE	607	CLA	C3B-C4B	3.01	1.49	1.42

Continued on next page...

Continued from previous page...

Mol	Chain	Res	Type	Atoms	Z	Observed(Å)	Ideal(Å)
36	CD	507	CLA	C1D-ND	3.01	1.41	1.37
33	WG	201	CYC	CHA-C4D	3.01	1.47	1.40
33	gF	201	CYC	C1D-C2D	3.01	1.48	1.41
33	JL	201	CYC	C3D-C2D	3.01	1.46	1.38
33	7G	201	CYC	C4B-NB	-3.01	1.31	1.38
33	PB	201	CYC	C2C-C1C	-3.01	1.49	1.52
33	b7	201	CYC	C2C-C1C	-3.01	1.49	1.52
33	1L	201	CYC	CHA-C4D	3.01	1.47	1.40
33	bF	201	CYC	C3D-C2D	3.01	1.46	1.38
33	NL	201	CYC	CHA-C4D	3.01	1.47	1.40
33	GL	201	CYC	C4D-ND	-3.01	1.32	1.37
36	BD	607	CLA	C3B-C4B	3.01	1.49	1.42
36	h1	102	CLA	C4D-ND	-3.01	1.33	1.37
33	IL	201	CYC	C4A-C3A	3.01	1.52	1.45
33	6L	201	CYC	C4C-NC	-3.00	1.31	1.37
36	CE	507	CLA	C1D-ND	3.00	1.41	1.37
36	aE	404	CLA	C1D-ND	3.00	1.41	1.37
36	HE	103	CLA	CHC-C1C	3.00	1.44	1.38
38	A1	407	SQD	C6-S	-3.00	1.66	1.77
33	6L	201	CYC	C2C-C1C	-3.00	1.49	1.52
33	OL	201	CYC	C1A-NA	-3.00	1.32	1.38
36	b1	609	CLA	CMD-C2D	-3.00	1.44	1.50
33	f6	201	CYC	C2C-C1C	-3.00	1.49	1.52
33	dI	201	CYC	C2C-C1C	-3.00	1.49	1.52
33	WL	201	CYC	CHA-C4D	3.00	1.47	1.40
33	KG	201	CYC	C3D-C2D	3.00	1.46	1.38
33	B4	1001	CYC	C4C-NC	-3.00	1.31	1.37
36	HE	101	CLA	C4D-ND	-3.00	1.33	1.37
33	gK	201	CYC	C1D-C2D	3.00	1.48	1.41
33	HL	201	CYC	C4C-NC	-3.00	1.31	1.37
33	bC	201	CYC	C2C-C1C	-3.00	1.49	1.52
33	s4	201	CYC	CHB-C4A	3.00	1.47	1.40
33	bH	201	CYC	C2C-C1C	-3.00	1.49	1.52
33	7G	201	CYC	C1B-NB	-3.00	1.32	1.37
36	BE	607	CLA	CMD-C2D	-3.00	1.44	1.50
33	SG	201	CYC	C3D-C2D	3.00	1.46	1.38
33	QG	201	CYC	C4D-ND	-3.00	1.32	1.37
36	H1	101	CLA	C4B-NB	2.99	1.41	1.37
36	BD	610	CLA	C1D-ND	2.99	1.41	1.37
36	c1	508	CLA	C1D-ND	2.99	1.41	1.37
36	cE	504	CLA	CMB-C2B	-2.99	1.44	1.50
33	JG	201	CYC	C3D-C2D	2.99	1.46	1.38

Continued on next page...

Continued from previous page...

Mol	Chain	Res	Type	Atoms	Z	Observed(Å)	Ideal(Å)
33	6L	201	CYC	C4D-ND	-2.99	1.32	1.37
33	b5	201	CYC	C2C-C1C	-2.99	1.49	1.52
33	5L	201	CYC	C3D-C2D	2.99	1.46	1.38
33	sB	201	CYC	CHB-C4A	2.99	1.47	1.40
33	SL	201	CYC	C3D-C2D	2.99	1.46	1.38
36	aD	404	CLA	C1D-ND	2.99	1.41	1.37
33	GG	201	CYC	C4D-ND	-2.99	1.32	1.37
36	bE	609	CLA	C3B-C4B	2.99	1.49	1.42
33	1G	201	CYC	CHA-C4D	2.99	1.47	1.40
36	c1	509	CLA	C3D-C4D	2.99	1.50	1.44
33	fI	201	CYC	C2C-C1C	-2.99	1.49	1.52
36	bE	614	CLA	C1D-ND	2.99	1.41	1.37
33	6G	201	CYC	C4D-ND	-2.99	1.32	1.37
36	cD	509	CLA	C3D-C4D	2.99	1.50	1.44
36	h1	101	CLA	CHC-C1C	2.99	1.44	1.38
33	OG	201	CYC	C1A-NA	-2.99	1.32	1.38
33	BB	1001	CYC	C4C-NC	-2.99	1.31	1.37
36	bD	609	CLA	C3B-C4B	2.99	1.49	1.42
33	KL	201	CYC	C3D-C2D	2.99	1.46	1.38
36	c1	510	CLA	CMD-C2D	-2.98	1.44	1.50
33	IG	201	CYC	C4A-C3A	2.98	1.52	1.45
36	a1	405	CLA	C1D-ND	2.98	1.41	1.37
33	tB	1001	CYC	C4D-C3D	2.98	1.49	1.42
33	MF	201	CYC	C3D-C2D	2.98	1.46	1.38
33	5G	201	CYC	CHA-C4D	2.98	1.47	1.40
33	3F	101	CYC	C1B-C2B	2.98	1.50	1.45
33	5G	201	CYC	C3D-C2D	2.98	1.46	1.38
36	c1	502	CLA	C4B-NB	2.98	1.41	1.37
36	bD	609	CLA	CMD-C2D	-2.98	1.44	1.50
36	B1	607	CLA	C3B-C4B	2.98	1.49	1.42
36	B1	610	CLA	C1D-ND	2.98	1.41	1.37
36	cD	510	CLA	CMD-C2D	-2.98	1.44	1.50
33	HG	201	CYC	C4C-NC	-2.98	1.31	1.37
33	IK	201	CYC	C3D-C2D	2.98	1.46	1.38
33	d8	201	CYC	C2C-C1C	-2.98	1.49	1.52
33	3K	101	CYC	C1B-C2B	2.98	1.50	1.45
33	b2	201	CYC	C2C-C1C	-2.98	1.49	1.52
33	b8	201	CYC	C2C-C1C	-2.97	1.49	1.52
33	WL	201	CYC	C3D-C2D	2.97	1.46	1.38
36	b1	614	CLA	C1D-ND	2.97	1.41	1.37
36	cE	505	CLA	C1D-ND	2.97	1.41	1.37
33	JG	201	CYC	C1D-C2D	2.97	1.48	1.41

Continued on next page...

Continued from previous page...

Mol	Chain	Res	Type	Atoms	Z	Observed(Å)	Ideal(Å)
33	MF	201	CYC	CHA-C4D	2.97	1.47	1.40
33	d2	201	CYC	C2C-C1C	-2.97	1.49	1.52
36	bE	609	CLA	CMD-C2D	-2.97	1.44	1.50
33	5L	201	CYC	CHA-C4D	2.97	1.47	1.40
33	IL	201	CYC	C4B-NB	-2.97	1.31	1.38
33	MK	201	CYC	CHA-C4D	2.97	1.47	1.40
33	IG	201	CYC	C4B-NB	-2.97	1.31	1.38
36	BE	610	CLA	C1D-ND	2.97	1.41	1.37
33	jK	201	CYC	CHA-C4D	2.97	1.47	1.40
36	aD	404	CLA	CMC-C2C	-2.97	1.44	1.50
36	c1	503	CLA	CMB-C2B	-2.97	1.44	1.50
36	cE	510	CLA	CMD-C2D	-2.97	1.44	1.50
36	cD	504	CLA	CMB-C2B	-2.97	1.44	1.50
33	SG	201	CYC	CHA-C4D	2.96	1.47	1.40
33	jF	201	CYC	CHA-C4D	2.96	1.47	1.40
36	CD	503	CLA	C4D-ND	-2.96	1.33	1.37
33	MK	201	CYC	C3D-C2D	2.96	1.46	1.38
36	c1	506	CLA	C1D-ND	2.96	1.41	1.37
33	f9	201	CYC	C2C-C1C	-2.96	1.49	1.52
33	V4	201	CYC	C3D-C2D	2.96	1.46	1.38
33	P4	201	CYC	C2C-C1C	-2.96	1.49	1.52
33	d9	201	CYC	C2C-C1C	-2.96	1.49	1.52
33	j9	201	CYC	C2C-C1C	-2.96	1.49	1.52
33	HG	201	CYC	CHA-C4D	2.96	1.47	1.40
36	AE	404	CLA	CMD-C2D	-2.96	1.44	1.50
33	pB	201	CYC	C3D-C2D	2.96	1.46	1.38
33	Z4	201	CYC	C2C-C1C	-2.96	1.49	1.52
33	dJ	201	CYC	C2C-C1C	-2.96	1.49	1.52
33	WG	201	CYC	C3D-C2D	2.96	1.46	1.38
33	dH	201	CYC	C2C-C1C	-2.96	1.49	1.52
33	fF	201	CYC	CHA-C4D	2.95	1.47	1.40
33	QL	201	CYC	C4D-ND	-2.95	1.32	1.37
36	b1	615	CLA	C4B-NB	2.95	1.41	1.37
33	IF	201	CYC	C3D-C2D	2.95	1.46	1.38
33	VB	201	CYC	C3D-C2D	2.95	1.46	1.38
33	d3	201	CYC	C2C-C1C	-2.95	1.49	1.52
33	f3	201	CYC	C2C-C1C	-2.95	1.49	1.52
36	cD	504	CLA	MG-NB	-2.95	1.99	2.05
36	cE	503	CLA	C4B-NB	2.95	1.41	1.37
33	p4	201	CYC	C3D-C2D	2.95	1.46	1.38
33	HL	201	CYC	CHA-C4D	2.95	1.47	1.40
33	d6	201	CYC	C2C-C1C	-2.95	1.49	1.52

Continued on next page...

Continued from previous page...

Mol	Chain	Res	Type	Atoms	Z	Observed(Å)	Ideal(Å)
36	iD	101	CLA	C1D-ND	2.95	1.41	1.37
33	9K	201	CYC	C3D-C2D	2.95	1.46	1.38
33	JL	201	CYC	C1D-C2D	2.95	1.48	1.41
36	A1	404	CLA	CMD-C2D	-2.95	1.44	1.50
36	cD	503	CLA	C4B-NB	2.95	1.41	1.37
36	aE	404	CLA	CMC-C2C	-2.95	1.44	1.50
33	fK	201	CYC	CHA-C4D	2.95	1.47	1.40
36	a1	405	CLA	CMC-C2C	-2.94	1.44	1.50
40	dE	412	LMT	O3'-C3'	-2.94	1.36	1.43
33	j3	201	CYC	C2C-C1C	-2.94	1.49	1.52
33	fH	201	CYC	C2C-C1C	-2.94	1.49	1.52
36	c1	511	CLA	C4B-NB	2.94	1.41	1.37
36	c1	503	CLA	MG-NB	-2.94	2.00	2.05
36	iE	101	CLA	C1D-ND	2.94	1.41	1.37
33	b3	201	CYC	C2C-C1C	-2.94	1.49	1.52
33	j7	201	CYC	C2C-C1C	-2.94	1.49	1.52
33	ZB	201	CYC	C2C-C1C	-2.94	1.49	1.52
36	AD	404	CLA	CMD-C2D	-2.94	1.44	1.50
33	fA	201	CYC	C2C-C1C	-2.94	1.49	1.52
33	GL	201	CYC	C3D-C2D	2.94	1.46	1.38
33	d7	201	CYC	C2C-C1C	-2.94	1.49	1.52
36	b1	611	CLA	C1D-ND	2.94	1.41	1.37
36	C1	503	CLA	C4B-NB	2.93	1.41	1.37
33	TL	201	CYC	CHA-C4D	2.93	1.47	1.40
33	dC	201	CYC	C2C-C1C	-2.93	1.49	1.52
33	HL	201	CYC	C1D-C2D	2.93	1.48	1.41
36	CE	503	CLA	C4D-ND	-2.93	1.33	1.37
36	C1	503	CLA	C4D-ND	-2.93	1.33	1.37
36	bE	615	CLA	C4B-NB	2.93	1.41	1.37
45	DD	403	PHO	C3A-C2A	-2.93	1.52	1.54
33	bJ	201	CYC	C2C-C1C	-2.93	1.49	1.52
36	CE	503	CLA	C4B-NB	2.93	1.41	1.37
36	bD	615	CLA	C4B-NB	2.92	1.41	1.37
33	SL	201	CYC	CHA-C4D	2.92	1.47	1.40
33	9F	201	CYC	C3D-C2D	2.92	1.46	1.38
33	hF	201	CYC	CHD-C1D	2.92	1.47	1.40
33	GG	201	CYC	C3D-C2D	2.92	1.46	1.38
33	gF	201	CYC	C4D-ND	-2.92	1.32	1.37
33	b9	201	CYC	C2C-C1C	-2.92	1.49	1.52
36	cD	508	CLA	C1D-ND	2.92	1.41	1.37
33	i8	202	CYC	OB-C4B	2.92	1.29	1.23
33	HG	201	CYC	C1D-C2D	2.92	1.48	1.41

Continued on next page...

Continued from previous page...

Mol	Chain	Res	Type	Atoms	Z	Observed(Å)	Ideal(Å)
33	fJ	201	CYC	C2C-C1C	-2.92	1.49	1.52
36	bD	611	CLA	C1D-ND	2.92	1.41	1.37
40	dD	412	LMT	O3'-C3'	-2.92	1.36	1.43
33	j6	201	CYC	C2C-C1C	-2.91	1.49	1.52
45	D1	402	PHO	OBD-CAD	2.91	1.26	1.22
33	f8	201	CYC	C2C-C1C	-2.91	1.49	1.52
33	TG	201	CYC	CHA-C4D	2.91	1.47	1.40
33	dK	201	CYC	CHA-C4D	2.91	1.47	1.40
40	d1	412	LMT	O3'-C3'	-2.91	1.36	1.43
33	dF	201	CYC	CHA-C4D	2.91	1.47	1.40
36	cE	504	CLA	MG-NB	-2.91	2.00	2.05
33	i2	202	CYC	OB-C4B	2.91	1.29	1.23
36	CE	513	CLA	C4B-NB	2.90	1.41	1.37
33	vB	201	CYC	C3D-C2D	2.90	1.46	1.38
33	zB	201	CYC	C3D-C2D	2.90	1.46	1.38
36	C1	515	CLA	C4B-NB	2.90	1.41	1.37
36	bE	611	CLA	C1D-ND	2.90	1.41	1.37
33	v4	201	CYC	C3D-C2D	2.90	1.46	1.38
33	f5	201	CYC	C2C-C1C	-2.90	1.49	1.52
33	jA	201	CYC	C2C-C1C	-2.90	1.49	1.52
33	hK	201	CYC	CHD-C1D	2.90	1.47	1.40
33	z4	201	CYC	C3D-C2D	2.90	1.46	1.38
47	EE	101	HEM	C1C-C2C	-2.90	1.39	1.45
33	dK	201	CYC	CHD-C1D	2.90	1.47	1.40
33	i6	202	CYC	OB-C4B	2.90	1.29	1.23
33	MG	201	CYC	C3D-C2D	2.90	1.46	1.38
33	ML	201	CYC	C3D-C2D	2.89	1.46	1.38
33	3F	101	CYC	C1D-C2D	2.89	1.48	1.41
33	gK	201	CYC	C4D-ND	-2.89	1.33	1.37
33	dF	201	CYC	CHD-C1D	2.89	1.47	1.40
33	Y4	201	CYC	C1B-NB	-2.89	1.33	1.37
36	cE	508	CLA	C1D-ND	2.89	1.41	1.37
47	fE	101	HEM	C1C-C2C	-2.89	1.39	1.45
47	fD	101	HEM	C1C-C2C	-2.89	1.39	1.45
33	cF	201	CYC	C1D-C2D	2.89	1.48	1.41
36	cE	512	CLA	C4B-NB	2.89	1.41	1.37
33	jF	201	CYC	C4C-NC	-2.88	1.31	1.37
33	jH	201	CYC	C2C-C1C	-2.88	1.49	1.52
33	cK	201	CYC	C1D-C2D	2.88	1.48	1.41
36	CD	503	CLA	C4B-NB	2.88	1.41	1.37
36	CD	515	CLA	C4B-NB	2.88	1.41	1.37
33	3K	101	CYC	C1D-C2D	2.88	1.48	1.41

Continued on next page...

Continued from previous page...

Mol	Chain	Res	Type	Atoms	Z	Observed(Å)	Ideal(Å)
36	CD	513	CLA	C4B-NB	2.88	1.41	1.37
36	C1	513	CLA	C4B-NB	2.88	1.41	1.37
33	JK	201	CYC	C4D-ND	-2.88	1.33	1.37
33	jK	201	CYC	C4C-NC	-2.88	1.31	1.37
36	C1	507	CLA	C4B-NB	2.88	1.41	1.37
33	JF	201	CYC	C4D-ND	-2.88	1.33	1.37
45	DE	403	PHO	OBD-CAD	2.87	1.26	1.22
33	j5	201	CYC	C2C-C1C	-2.87	1.49	1.52
33	iC	202	CYC	OB-C4B	2.87	1.29	1.23
33	iI	202	CYC	OB-C4B	2.87	1.29	1.23
36	iE	101	CLA	CMD-C2D	-2.87	1.44	1.50
36	CE	515	CLA	C4B-NB	2.87	1.41	1.37
33	2G	201	CYC	C1B-NB	-2.87	1.33	1.37
33	l2	201	CYC	C2C-C1C	-2.87	1.49	1.52
33	YF	201	CYC	CHD-C1D	2.86	1.47	1.40
36	cE	511	CLA	C4B-NB	2.86	1.41	1.37
47	f1	101	HEM	C1C-C2C	-2.86	1.39	1.45
47	E1	101	HEM	C1C-C2C	-2.86	1.39	1.45
33	jI	201	CYC	C2C-C1C	-2.86	1.49	1.52
33	i7	202	CYC	OB-C4B	2.86	1.29	1.23
45	DD	403	PHO	OBD-CAD	2.86	1.26	1.22
33	iH	202	CYC	OB-C4B	2.86	1.29	1.23
47	ED	101	HEM	C1C-C2C	-2.86	1.39	1.45
36	c1	512	CLA	C4B-NB	2.86	1.41	1.37
33	i9	202	CYC	OB-C4B	2.86	1.29	1.23
33	f2	201	CYC	C2C-C1C	-2.86	1.49	1.52
33	YB	201	CYC	C1B-NB	-2.86	1.33	1.37
36	CD	507	CLA	C4B-NB	2.86	1.41	1.37
36	cD	511	CLA	C4B-NB	2.86	1.41	1.37
33	iA	202	CYC	OB-C4B	2.86	1.29	1.23
33	ZF	201	CYC	C3D-C2D	2.86	1.46	1.38
33	i5	202	CYC	OB-C4B	2.85	1.29	1.23
36	CE	507	CLA	C4B-NB	2.85	1.41	1.37
40	DE	412	LMT	O3'-C3'	-2.85	1.36	1.43
33	i3	202	CYC	OB-C4B	2.85	1.29	1.23
33	jK	201	CYC	C2C-C1C	-2.85	1.49	1.52
40	DD	412	LMT	O3'-C3'	-2.85	1.36	1.43
33	QL	201	CYC	C3D-C2D	2.85	1.46	1.38
33	iJ	202	CYC	OB-C4B	2.85	1.29	1.23
36	iD	101	CLA	CMD-C2D	-2.85	1.44	1.50
33	JG	201	CYC	C4C-NC	-2.85	1.31	1.37
33	KL	201	CYC	C1B-NB	-2.85	1.33	1.37

Continued on next page...

Continued from previous page...

Mol	Chain	Res	Type	Atoms	Z	Observed(Å)	Ideal(Å)
33	C4	1001	CYC	CHA-C4D	2.85	1.47	1.40
36	c1	506	CLA	CMD-C2D	-2.85	1.44	1.50
45	DD	403	PHO	C7-C8	-2.85	1.37	1.52
33	yB	201	CYC	C1B-NB	-2.85	1.33	1.37
36	c1	507	CLA	C1D-ND	2.85	1.41	1.37
36	cD	507	CLA	C1D-ND	2.85	1.41	1.37
33	aF	201	CYC	C4C-NC	-2.84	1.31	1.37
33	YK	201	CYC	CHD-C1D	2.84	1.47	1.40
33	dA	201	CYC	C2C-C1C	-2.84	1.49	1.52
45	aD	412	PHO	CAA-C2A	-2.84	1.47	1.54
33	ZK	201	CYC	C3D-C2D	2.84	1.46	1.38
45	DE	403	PHO	C3A-C2A	-2.84	1.52	1.54
33	jJ	201	CYC	C2C-C1C	-2.84	1.49	1.52
33	jC	201	CYC	C3D-C2D	2.84	1.46	1.38
33	dJ	201	CYC	C3D-C2D	2.84	1.46	1.38
36	cE	507	CLA	C1D-ND	2.84	1.41	1.37
33	JL	201	CYC	C4C-NC	-2.84	1.31	1.37
33	AL	201	CYC	C4C-NC	-2.84	1.31	1.37
33	CB	1001	CYC	CHA-C4D	2.84	1.47	1.40
33	lC	201	CYC	C3D-C2D	2.84	1.46	1.38
36	CE	508	CLA	C4B-NB	2.84	1.41	1.37
33	j8	201	CYC	C2C-C1C	-2.84	1.49	1.52
33	2G	201	CYC	C3D-C2D	2.84	1.46	1.38
36	BD	607	CLA	C1D-ND	2.84	1.41	1.37
33	dA	201	CYC	C3D-C2D	2.84	1.46	1.38
33	dH	201	CYC	C3D-C2D	2.84	1.46	1.38
33	t4	1001	CYC	C2C-C1C	-2.84	1.49	1.52
33	1L	201	CYC	C4B-NB	-2.83	1.32	1.38
33	d2	201	CYC	C3D-C2D	2.83	1.46	1.38
36	cE	511	CLA	C1B-C2B	2.83	1.49	1.43
36	cD	512	CLA	C4B-NB	2.83	1.41	1.37
33	2L	201	CYC	C1B-NB	-2.83	1.33	1.37
33	jA	201	CYC	C3D-C2D	2.83	1.46	1.38
33	1G	201	CYC	C4B-NB	-2.83	1.32	1.38
33	1L	201	CYC	C1B-NB	-2.83	1.33	1.37
33	yB	201	CYC	C3D-C2D	2.83	1.46	1.38
43	X1	102	BCR	C39-C30	2.83	1.59	1.53
33	aB	201	CYC	C2C-C1C	-2.83	1.49	1.52
33	l7	201	CYC	C3D-C2D	2.83	1.46	1.38
33	j2	201	CYC	C2C-C1C	-2.83	1.49	1.52
36	CD	508	CLA	C4B-NB	2.83	1.41	1.37
33	KG	201	CYC	C1B-NB	-2.83	1.33	1.37

Continued on next page...

Continued from previous page...

Mol	Chain	Res	Type	Atoms	Z	Observed(Å)	Ideal(Å)
36	BE	610	CLA	C1B-NB	-2.83	1.34	1.37
33	YF	201	CYC	CHA-C4D	2.83	1.47	1.40
33	hF	201	CYC	CHA-C4D	2.83	1.47	1.40
33	aK	201	CYC	C3D-C2D	2.83	1.46	1.38
33	YK	201	CYC	CHA-C4D	2.83	1.47	1.40
33	aK	201	CYC	C4C-NC	-2.83	1.31	1.37
33	d9	201	CYC	C3D-C2D	2.83	1.46	1.38
33	BB	1002	CYC	CHA-C4D	2.83	1.47	1.40
33	NG	201	CYC	C1B-NB	-2.83	1.33	1.37
33	pB	201	CYC	C4C-NC	-2.83	1.31	1.37
33	QG	201	CYC	C3D-C2D	2.83	1.46	1.38
33	b2	201	CYC	C3D-C2D	2.83	1.46	1.38
36	CD	505	CLA	C4B-NB	2.82	1.41	1.37
36	CE	505	CLA	C4B-NB	2.82	1.41	1.37
36	bE	609	CLA	MG-NB	-2.82	2.00	2.05
33	d8	201	CYC	C3D-C2D	2.82	1.46	1.38
33	p4	201	CYC	C4C-NC	-2.82	1.31	1.37
33	3K	101	CYC	C1C-NC	-2.82	1.33	1.37
33	jI	201	CYC	C3D-C2D	2.82	1.46	1.38
33	dC	201	CYC	C3D-C2D	2.82	1.46	1.38
38	BE	621	SQD	C6-S	-2.82	1.67	1.77
33	jC	201	CYC	C2C-C1C	-2.82	1.49	1.52
33	jF	201	CYC	C2C-C1C	-2.82	1.49	1.52
33	b7	201	CYC	C3D-C2D	2.82	1.46	1.38
33	j3	201	CYC	C3D-C2D	2.82	1.46	1.38
33	2G	201	CYC	CHA-C4D	2.82	1.47	1.40
33	hK	201	CYC	CHA-C4D	2.82	1.47	1.40
33	d7	201	CYC	C3D-C2D	2.82	1.46	1.38
33	ML	201	CYC	C4C-NC	-2.82	1.31	1.37
33	j7	201	CYC	C3D-C2D	2.82	1.46	1.38
33	f7	201	CYC	C2C-C1C	-2.82	1.49	1.52
33	TL	201	CYC	C4C-NC	-2.82	1.31	1.37
33	jH	201	CYC	C3D-C2D	2.82	1.46	1.38
33	k5	201	CYC	OB-C4B	2.82	1.28	1.23
33	d5	201	CYC	C3D-C2D	2.82	1.46	1.38
33	a4	201	CYC	C2C-C1C	-2.82	1.49	1.52
33	tB	1001	CYC	C2C-C1C	-2.82	1.49	1.52
33	3F	101	CYC	C1C-NC	-2.82	1.34	1.37
33	j9	201	CYC	C3D-C2D	2.82	1.46	1.38
33	VG	201	CYC	C1D-C2D	2.82	1.48	1.41
33	l5	201	CYC	C2C-C1C	-2.82	1.49	1.52
33	bC	201	CYC	C3D-C2D	2.82	1.46	1.38

Continued on next page...

Continued from previous page...

Mol	Chain	Res	Type	Atoms	Z	Observed(Å)	Ideal(Å)
33	dI	201	CYC	C3D-C2D	2.82	1.46	1.38
33	jJ	201	CYC	C3D-C2D	2.82	1.46	1.38
36	cD	511	CLA	C1B-C2B	2.82	1.49	1.43
33	j8	201	CYC	C3D-C2D	2.82	1.46	1.38
33	l5	201	CYC	C3D-C2D	2.81	1.46	1.38
33	l9	201	CYC	C3D-C2D	2.81	1.46	1.38
36	c1	506	CLA	C4B-NB	2.81	1.41	1.37
33	aF	201	CYC	C3D-C2D	2.81	1.46	1.38
33	NL	201	CYC	C1B-NB	-2.81	1.33	1.37
33	kA	201	CYC	OB-C4B	2.81	1.28	1.23
33	lA	201	CYC	C3D-C2D	2.81	1.46	1.38
33	gF	201	CYC	C3D-C2D	2.81	1.46	1.38
33	bH	201	CYC	C3D-C2D	2.81	1.46	1.38
33	wB	201	CYC	C3D-C2D	2.81	1.46	1.38
33	2L	201	CYC	C3D-C2D	2.81	1.46	1.38
36	BD	610	CLA	C1B-NB	-2.81	1.34	1.37
33	j5	201	CYC	C3D-C2D	2.81	1.46	1.38
38	BD	621	SQD	C6-S	-2.81	1.67	1.77
33	bJ	201	CYC	C3D-C2D	2.81	1.46	1.38
40	D1	411	LMT	O3'-C3'	-2.81	1.36	1.43
33	d3	201	CYC	C3D-C2D	2.81	1.46	1.38
33	l8	201	CYC	C3D-C2D	2.81	1.46	1.38
33	mF	201	CYC	C1D-C2D	2.81	1.48	1.41
33	l2	201	CYC	C3D-C2D	2.81	1.46	1.38
33	5L	201	CYC	C4C-NC	-2.81	1.31	1.37
33	VL	201	CYC	C1D-C2D	2.81	1.48	1.41
36	b1	609	CLA	C1D-ND	2.81	1.41	1.37
33	AG	201	CYC	C4C-NC	-2.81	1.31	1.37
33	f6	201	CYC	C3D-C2D	2.81	1.46	1.38
33	bA	201	CYC	C3D-C2D	2.81	1.46	1.38
33	lI	201	CYC	C3D-C2D	2.81	1.46	1.38
36	B1	610	CLA	C1B-NB	-2.81	1.34	1.37
38	B1	622	SQD	C6-S	-2.81	1.67	1.77
33	5G	201	CYC	C4C-NC	-2.81	1.31	1.37
36	c1	511	CLA	C1B-C2B	2.81	1.49	1.43
33	rB	201	CYC	CHA-C4D	2.81	1.47	1.40
33	oB	201	CYC	C4D-ND	-2.81	1.33	1.37
33	l3	201	CYC	C3D-C2D	2.81	1.46	1.38
33	MG	201	CYC	C4C-NC	-2.81	1.31	1.37
33	d6	201	CYC	C3D-C2D	2.81	1.46	1.38
33	lH	201	CYC	C3D-C2D	2.81	1.46	1.38
33	y4	201	CYC	C3D-C2D	2.81	1.46	1.38

Continued on next page...

Continued from previous page...

Mol	Chain	Res	Type	Atoms	Z	Observed(Å)	Ideal(Å)
40	dE	404	LMT	O3'-C3'	-2.81	1.36	1.43
33	lJ	201	CYC	C3D-C2D	2.81	1.46	1.38
33	HL	201	CYC	CHB-C4A	2.81	1.47	1.40
33	5L	201	CYC	C4B-NB	-2.81	1.32	1.38
33	1G	201	CYC	C1B-NB	-2.80	1.33	1.37
36	B1	614	CLA	CHC-C1C	2.80	1.44	1.38
33	b9	201	CYC	C3D-C2D	2.80	1.46	1.38
36	b1	609	CLA	MG-NB	-2.80	2.00	2.05
33	gK	201	CYC	C3D-C2D	2.80	1.46	1.38
33	b6	201	CYC	C3D-C2D	2.80	1.46	1.38
33	B4	1002	CYC	CHA-C4D	2.80	1.46	1.40
36	DD	406	CLA	MG-NB	-2.80	2.00	2.05
33	b5	201	CYC	C3D-C2D	2.80	1.46	1.38
33	fJ	201	CYC	C3D-C2D	2.80	1.46	1.38
33	yB	201	CYC	C4C-NC	-2.80	1.31	1.37
36	cE	506	CLA	C1D-ND	2.80	1.41	1.37
36	D1	405	CLA	MG-NB	-2.80	2.00	2.05
33	j6	201	CYC	C3D-C2D	2.80	1.46	1.38
36	CE	513	CLA	C3B-C4B	2.80	1.49	1.42
43	XD	102	BCR	C39-C30	2.80	1.59	1.53
33	b8	201	CYC	C3D-C2D	2.80	1.46	1.38
33	YK	201	CYC	C4D-ND	-2.80	1.33	1.37
33	y4	201	CYC	C1B-NB	-2.80	1.33	1.37
33	4G	201	CYC	C1C-NC	-2.80	1.34	1.37
40	DE	404	LMT	O3'-C3'	-2.80	1.36	1.43
33	l6	201	CYC	C3D-C2D	2.80	1.46	1.38
36	bD	609	CLA	MG-NB	-2.80	2.00	2.05
33	BB	1001	CYC	CHA-C4D	2.80	1.46	1.40
36	c1	507	CLA	C4B-NB	2.80	1.41	1.37
33	b3	201	CYC	C3D-C2D	2.80	1.46	1.38
33	w4	201	CYC	C3D-C2D	2.80	1.46	1.38
33	2L	201	CYC	CHA-C4D	2.79	1.46	1.40
33	j2	201	CYC	C3D-C2D	2.79	1.46	1.38
40	d1	404	LMT	O3'-C3'	-2.79	1.36	1.43
33	k2	201	CYC	OB-C4B	2.79	1.28	1.23
36	BE	603	CLA	CMD-C2D	-2.79	1.44	1.50
33	y4	201	CYC	C4C-NC	-2.79	1.31	1.37
33	fC	201	CYC	C3D-C2D	2.79	1.46	1.38
43	XE	102	BCR	C39-C30	2.79	1.59	1.53
33	kI	201	CYC	OB-C4B	2.79	1.28	1.23
33	fI	201	CYC	C3D-C2D	2.79	1.46	1.38
33	bI	201	CYC	C3D-C2D	2.79	1.46	1.38

Continued on next page...

Continued from previous page...

Mol	Chain	Res	Type	Atoms	Z	Observed(Å)	Ideal(Å)
36	BD	607	CLA	MG-NB	-2.79	2.00	2.05
36	B1	607	CLA	MG-NB	-2.79	2.00	2.05
33	4L	201	CYC	C1C-NC	-2.79	1.34	1.37
33	7L	201	CYC	C4D-C3D	2.79	1.49	1.42
36	DE	406	CLA	MG-NB	-2.79	2.00	2.05
43	h1	105	BCR	C39-C30	2.79	1.59	1.53
36	C1	513	CLA	C3B-C4B	2.79	1.49	1.42
36	BE	607	CLA	C1D-ND	2.79	1.41	1.37
33	h6	201	CYC	C3D-C2D	2.79	1.46	1.38
33	lC	201	CYC	C2C-C1C	-2.79	1.49	1.52
33	B4	1001	CYC	CHA-C4D	2.79	1.46	1.40
40	dD	404	LMT	O3'-C3'	-2.79	1.36	1.43
33	HG	201	CYC	CHB-C4A	2.78	1.46	1.40
33	f7	201	CYC	C3D-C2D	2.78	1.46	1.38
33	o4	201	CYC	C4D-ND	-2.78	1.33	1.37
36	bE	609	CLA	C1D-ND	2.78	1.41	1.37
33	f2	201	CYC	C3D-C2D	2.78	1.46	1.38
33	l9	201	CYC	C2C-C1C	-2.78	1.49	1.52
33	k9	201	CYC	OB-C4B	2.78	1.28	1.23
36	C1	505	CLA	C4B-NB	2.78	1.41	1.37
33	7G	201	CYC	C4D-C3D	2.78	1.49	1.42
43	hD	105	BCR	C39-C30	2.78	1.59	1.53
40	D1	403	LMT	O3'-C3'	-2.78	1.36	1.43
33	f9	201	CYC	C3D-C2D	2.78	1.46	1.38
36	c1	512	CLA	C3B-C4B	2.78	1.49	1.42
33	fF	201	CYC	C1B-NB	-2.78	1.33	1.37
36	BE	607	CLA	MG-NB	-2.78	2.00	2.05
33	IK	201	CYC	C4C-NC	-2.78	1.31	1.37
33	IG	201	CYC	C1B-C2B	2.78	1.50	1.45
33	mK	201	CYC	C1D-C2D	2.78	1.48	1.41
36	C1	508	CLA	C4B-NB	2.78	1.41	1.37
33	r4	201	CYC	CHA-C4D	2.78	1.46	1.40
33	fA	201	CYC	C3D-C2D	2.78	1.46	1.38
36	cE	510	CLA	CHC-C4B	-2.78	1.33	1.39
33	fH	201	CYC	C3D-C2D	2.78	1.46	1.38
33	hI	201	CYC	C3D-C2D	2.78	1.46	1.38
33	f3	201	CYC	C3D-C2D	2.78	1.46	1.38
33	g7	202	CYC	OB-C4B	2.78	1.28	1.23
43	hE	105	BCR	C39-C30	2.78	1.59	1.53
33	gI	301	CYC	OB-C4B	2.78	1.28	1.23
33	CB	1001	CYC	C3D-C2D	2.78	1.46	1.38
33	IL	201	CYC	C1B-C2B	2.78	1.50	1.45

Continued on next page...

Continued from previous page...

Mol	Chain	Res	Type	Atoms	Z	Observed(Å)	Ideal(Å)
33	hA	201	CYC	C3D-C2D	2.78	1.46	1.38
33	C4	1001	CYC	C3D-C2D	2.78	1.46	1.38
33	h7	201	CYC	C3D-C2D	2.78	1.46	1.38
40	DD	404	LMT	O3'-C3'	-2.78	1.36	1.43
33	h9	201	CYC	C3D-C2D	2.77	1.46	1.38
33	TG	201	CYC	C4C-NC	-2.77	1.31	1.37
33	rB	201	CYC	C3D-C2D	2.77	1.46	1.38
36	B1	607	CLA	C1D-ND	2.77	1.41	1.37
36	d1	406	CLA	MG-NB	-2.77	2.00	2.05
36	b1	605	CLA	CMD-C2D	-2.77	1.44	1.50
36	CD	513	CLA	C3B-C4B	2.77	1.49	1.42
36	BD	603	CLA	CMD-C2D	-2.77	1.44	1.50
33	hC	201	CYC	C3D-C2D	2.77	1.46	1.38
33	g8	202	CYC	OB-C4B	2.77	1.28	1.23
33	f5	201	CYC	C3D-C2D	2.77	1.46	1.38
36	C1	507	CLA	C3B-C4B	2.77	1.49	1.42
33	W4	201	CYC	C1C-NC	-2.77	1.34	1.37
33	lA	201	CYC	C2C-C1C	-2.77	1.49	1.52
33	h5	201	CYC	C3D-C2D	2.77	1.46	1.38
33	3K	101	CYC	C4A-C3A	2.77	1.51	1.45
33	IL	201	CYC	C4C-NC	-2.77	1.31	1.37
33	l7	201	CYC	C2C-C1C	-2.77	1.49	1.52
36	B1	603	CLA	CMD-C2D	-2.77	1.44	1.50
33	IF	201	CYC	C4C-NC	-2.77	1.31	1.37
33	IG	201	CYC	C4C-NC	-2.77	1.31	1.37
33	KK	201	CYC	C3D-C2D	2.77	1.46	1.38
36	CE	507	CLA	C3B-C4B	2.77	1.49	1.42
33	hK	201	CYC	C4D-ND	-2.77	1.33	1.37
33	lH	201	CYC	C2C-C1C	-2.77	1.49	1.52
36	CE	512	CLA	C1B-C2B	2.77	1.49	1.43
33	k6	201	CYC	OB-C4B	2.77	1.28	1.23
36	dE	406	CLA	C1D-ND	2.77	1.41	1.37
33	bK	201	CYC	CHA-C4D	2.77	1.46	1.40
36	dE	406	CLA	CMD-C2D	-2.77	1.44	1.50
36	cD	510	CLA	CHC-C4B	-2.77	1.33	1.39
45	DD	403	PHO	C1A-C2A	2.77	1.55	1.51
33	r4	201	CYC	C3D-C2D	2.77	1.46	1.38
36	iD	101	CLA	C4B-NB	2.77	1.41	1.37
33	k7	201	CYC	OB-C4B	2.77	1.28	1.23
33	eC	201	CYC	OB-C4B	2.77	1.28	1.23
33	o4	201	CYC	C1B-C2B	2.76	1.50	1.45
33	g2	202	CYC	OB-C4B	2.76	1.28	1.23

Continued on next page...

Continued from previous page...

Mol	Chain	Res	Type	Atoms	Z	Observed(Å)	Ideal(Å)
33	h3	201	CYC	C3D-C2D	2.76	1.46	1.38
33	kH	201	CYC	OB-C4B	2.76	1.28	1.23
36	cD	512	CLA	C3B-C4B	2.76	1.49	1.42
36	c1	507	CLA	CMB-C2B	-2.76	1.44	1.50
33	e5	201	CYC	OB-C4B	2.76	1.28	1.23
40	b1	602	LMT	O2'-C2'	-2.76	1.36	1.43
36	B1	601	CLA	C4B-NB	2.76	1.41	1.37
33	f8	201	CYC	C3D-C2D	2.76	1.46	1.38
40	D1	403	LMT	O2'-C2'	-2.76	1.36	1.43
36	C1	512	CLA	C1B-C2B	2.76	1.49	1.43
33	kC	201	CYC	OB-C4B	2.76	1.28	1.23
36	CD	507	CLA	C3B-C4B	2.76	1.49	1.42
36	dD	406	CLA	MG-NB	-2.76	2.00	2.05
40	bE	602	LMT	O2'-C2'	-2.76	1.36	1.43
40	dE	413	LMT	O3'-C3'	-2.76	1.36	1.43
33	hH	201	CYC	C3D-C2D	2.76	1.46	1.38
36	iE	101	CLA	C4B-NB	2.76	1.41	1.37
33	nK	201	CYC	C1D-C2D	2.76	1.48	1.41
33	YF	201	CYC	C4D-ND	-2.76	1.33	1.37
36	cD	506	CLA	C1D-ND	2.76	1.41	1.37
33	eA	201	CYC	OB-C4B	2.76	1.28	1.23
36	bD	609	CLA	C1D-ND	2.75	1.41	1.37
36	cD	507	CLA	C4B-NB	2.75	1.41	1.37
33	hF	201	CYC	C4D-ND	-2.75	1.33	1.37
33	h8	201	CYC	C3D-C2D	2.75	1.46	1.38
33	5G	201	CYC	C4B-NB	-2.75	1.32	1.38
36	CD	512	CLA	C1B-C2B	2.75	1.49	1.43
33	7L	201	CYC	C4D-ND	-2.75	1.33	1.37
33	g9	202	CYC	OB-C4B	2.75	1.28	1.23
33	BB	1002	CYC	C3D-C2D	2.75	1.46	1.38
33	gH	202	CYC	OB-C4B	2.75	1.28	1.23
33	3F	101	CYC	C4A-C3A	2.75	1.51	1.45
36	cE	512	CLA	C3B-C4B	2.75	1.49	1.42
33	gJ	202	CYC	OB-C4B	2.75	1.28	1.23
33	WB	201	CYC	C1C-NC	-2.75	1.34	1.37
33	hJ	201	CYC	C3D-C2D	2.75	1.46	1.38
33	h2	201	CYC	C3D-C2D	2.75	1.46	1.38
47	fE	101	HEM	C4B-NB	-2.75	1.33	1.38
36	DE	406	CLA	C1D-ND	2.75	1.41	1.37
33	gC	301	CYC	OB-C4B	2.75	1.28	1.23
40	dD	413	LMT	O3'-C3'	-2.75	1.36	1.43
33	eI	201	CYC	OB-C4B	2.75	1.28	1.23

Continued on next page...

Continued from previous page...

Mol	Chain	Res	Type	Atoms	Z	Observed(Å)	Ideal(Å)
33	bF	201	CYC	CHA-C4D	2.75	1.46	1.40
33	nF	201	CYC	C1D-C2D	2.75	1.48	1.41
36	c1	510	CLA	C1D-ND	2.75	1.41	1.37
33	eH	201	CYC	OB-C4B	2.75	1.28	1.23
36	BD	614	CLA	CHC-C1C	2.75	1.44	1.38
36	DE	406	CLA	CMD-C2D	-2.75	1.45	1.50
33	e8	201	CYC	OB-C4B	2.75	1.28	1.23
40	j1	101	LMT	O3'-C3'	-2.74	1.36	1.43
36	b1	611	CLA	C1B-NB	-2.74	1.34	1.37
33	7G	201	CYC	C4D-ND	-2.74	1.33	1.37
33	p4	201	CYC	OB-C4B	2.74	1.28	1.23
33	g5	202	CYC	OB-C4B	2.74	1.28	1.23
33	e6	201	CYC	OB-C4B	2.74	1.28	1.23
33	BB	1001	CYC	C1D-C2D	2.74	1.48	1.41
36	D1	405	CLA	CMD-C2D	-2.74	1.45	1.50
33	KF	201	CYC	C3D-C2D	2.74	1.46	1.38
33	dF	201	CYC	C4D-ND	-2.74	1.33	1.37
33	fK	201	CYC	C1B-NB	-2.74	1.33	1.37
47	f1	101	HEM	C4B-NB	-2.74	1.33	1.38
47	fD	101	HEM	C4B-NB	-2.74	1.33	1.38
36	c1	510	CLA	CHC-C4B	-2.74	1.33	1.39
36	dE	406	CLA	MG-NB	-2.74	2.00	2.05
33	B4	1002	CYC	C3D-C2D	2.74	1.46	1.38
33	k8	201	CYC	OB-C4B	2.74	1.28	1.23
36	BE	614	CLA	CHC-C1C	2.74	1.44	1.38
36	cD	507	CLA	CMB-C2B	-2.74	1.45	1.50
40	DD	404	LMT	O2'-C2'	-2.74	1.36	1.43
33	l3	201	CYC	C2C-C1C	-2.74	1.49	1.52
33	aF	201	CYC	CHA-C4D	2.74	1.46	1.40
40	d1	413	LMT	O3'-C3'	-2.74	1.36	1.43
36	dD	406	CLA	CMD-C2D	-2.74	1.45	1.50
33	dK	201	CYC	C4D-ND	-2.74	1.33	1.37
36	C1	507	CLA	CMD-C2D	-2.74	1.45	1.50
36	BE	610	CLA	CMC-C2C	-2.74	1.45	1.50
36	cE	508	CLA	CMD-C2D	-2.73	1.45	1.50
36	bD	605	CLA	CMD-C2D	-2.73	1.45	1.50
36	CD	512	CLA	C4B-NB	2.73	1.41	1.37
40	bD	602	LMT	O2'-C2'	-2.73	1.36	1.43
33	LF	201	CYC	C4C-NC	-2.73	1.31	1.37
33	oB	201	CYC	C1B-C2B	2.73	1.50	1.45
47	f1	101	HEM	C1D-ND	-2.73	1.33	1.38
36	c1	508	CLA	CMD-C2D	-2.73	1.45	1.50

Continued on next page...

Continued from previous page...

Mol	Chain	Res	Type	Atoms	Z	Observed(Å)	Ideal(Å)
36	DD	406	CLA	CMD-C2D	-2.73	1.45	1.50
33	e3	201	CYC	OB-C4B	2.73	1.28	1.23
36	bE	605	CLA	CMD-C2D	-2.73	1.45	1.50
36	cE	507	CLA	CMB-C2B	-2.73	1.45	1.50
33	g3	202	CYC	OB-C4B	2.73	1.28	1.23
33	l8	201	CYC	C2C-C1C	-2.73	1.49	1.52
40	jD	101	LMT	O3'-C3'	-2.73	1.36	1.43
33	e2	201	CYC	OB-C4B	2.73	1.28	1.23
33	g6	202	CYC	OB-C4B	2.73	1.28	1.23
36	cD	508	CLA	CMD-C2D	-2.73	1.45	1.50
40	dE	404	LMT	O2'-C2'	-2.73	1.36	1.43
36	a1	406	CLA	MG-NB	-2.73	2.00	2.05
33	k3	201	CYC	OB-C4B	2.73	1.28	1.23
47	E1	101	HEM	C3C-C4C	-2.73	1.41	1.46
40	DE	404	LMT	O2'-C2'	-2.73	1.36	1.43
33	eJ	201	CYC	OB-C4B	2.73	1.28	1.23
36	c1	505	CLA	C1D-ND	2.73	1.41	1.37
33	cK	201	CYC	C4C-NC	-2.73	1.31	1.37
47	ED	101	HEM	C4B-NB	-2.73	1.33	1.38
33	gA	301	CYC	OB-C4B	2.73	1.28	1.23
36	H1	103	CLA	CMB-C2B	-2.73	1.45	1.50
36	aE	405	CLA	MG-NB	-2.72	2.00	2.05
33	LK	201	CYC	C4C-NC	-2.72	1.31	1.37
47	E1	101	HEM	C4B-NB	-2.72	1.33	1.38
33	B4	1001	CYC	C1D-C2D	2.72	1.48	1.41
33	aK	201	CYC	CHA-C4D	2.72	1.46	1.40
36	d1	406	CLA	CMD-C2D	-2.72	1.45	1.50
33	lI	201	CYC	C2C-C1C	-2.72	1.49	1.52
36	bD	612	CLA	C3B-C4B	2.72	1.49	1.42
40	dD	404	LMT	O2'-C2'	-2.72	1.36	1.43
36	bE	612	CLA	C3B-C4B	2.72	1.49	1.42
36	aD	405	CLA	MG-NB	-2.72	2.00	2.05
36	BE	601	CLA	C4B-NB	2.72	1.41	1.37
36	CE	512	CLA	C4B-NB	2.72	1.41	1.37
36	bD	611	CLA	C1B-NB	-2.72	1.34	1.37
36	b1	612	CLA	C3B-C4B	2.72	1.49	1.42
36	b1	615	CLA	CHC-C1C	2.72	1.44	1.38
36	CE	507	CLA	CMD-C2D	-2.72	1.45	1.50
40	jE	101	LMT	O3'-C3'	-2.72	1.36	1.43
33	kJ	201	CYC	OB-C4B	2.72	1.28	1.23
36	dD	406	CLA	C1D-ND	2.72	1.41	1.37
33	l6	201	CYC	C2C-C1C	-2.72	1.49	1.52

Continued on next page...

Continued from previous page...

Mol	Chain	Res	Type	Atoms	Z	Observed(Å)	Ideal(Å)
33	k3	201	CYC	C4C-NC	-2.72	1.31	1.37
36	DD	406	CLA	C1D-ND	2.72	1.41	1.37
33	kA	201	CYC	C4C-NC	-2.72	1.31	1.37
33	eK	201	CYC	C4A-C3A	2.72	1.51	1.45
36	d1	406	CLA	C1D-ND	2.72	1.41	1.37
33	jK	201	CYC	OB-C4B	2.71	1.28	1.23
36	CD	507	CLA	CMD-C2D	-2.71	1.45	1.50
33	JK	201	CYC	C1C-NC	-2.71	1.34	1.37
33	eF	201	CYC	C4A-C3A	2.71	1.51	1.45
33	cI	201	CYC	OB-C4B	2.71	1.28	1.23
33	AG	201	CYC	CHA-C4D	2.71	1.46	1.40
33	u4	201	CYC	C1C-NC	-2.71	1.34	1.37
36	bE	611	CLA	C1B-NB	-2.71	1.34	1.37
36	AD	405	CLA	MG-NB	-2.71	2.00	2.05
33	iJ	202	CYC	C1B-NB	-2.71	1.33	1.37
36	A1	405	CLA	MG-NB	-2.71	2.00	2.05
33	e7	201	CYC	C4C-NC	-2.71	1.31	1.37
33	cA	201	CYC	OB-C4B	2.71	1.28	1.23
33	WL	201	CYC	C4C-NC	-2.71	1.31	1.37
33	k5	201	CYC	C4C-NC	-2.71	1.31	1.37
33	cF	201	CYC	C4C-NC	-2.71	1.31	1.37
36	bD	615	CLA	CHC-C1C	2.71	1.44	1.38
33	uB	201	CYC	C1C-NC	-2.71	1.34	1.37
33	e9	201	CYC	C4C-NC	-2.70	1.31	1.37
40	d1	404	LMT	O2'-C2'	-2.70	1.36	1.43
33	pB	201	CYC	OB-C4B	2.70	1.28	1.23
33	WG	201	CYC	C4C-NC	-2.70	1.31	1.37
36	cD	514	CLA	C4B-NB	2.70	1.41	1.37
36	ID	101	CLA	C3B-C4B	2.70	1.49	1.42
33	2G	201	CYC	C4B-NB	-2.70	1.32	1.38
36	C1	512	CLA	C4B-NB	2.70	1.41	1.37
33	jF	201	CYC	OB-C4B	2.70	1.28	1.23
47	fD	101	HEM	C1D-ND	-2.70	1.33	1.38
36	BD	610	CLA	CMC-C2C	-2.70	1.45	1.50
33	iC	202	CYC	C1B-NB	-2.70	1.33	1.37
47	EE	101	HEM	C4B-NB	-2.70	1.33	1.38
33	k9	201	CYC	C4C-NC	-2.70	1.31	1.37
33	k6	201	CYC	C4C-NC	-2.70	1.31	1.37
33	kH	201	CYC	C4C-NC	-2.70	1.31	1.37
36	BD	601	CLA	C4B-NB	2.70	1.41	1.37
33	c6	201	CYC	C4C-NC	-2.70	1.31	1.37
36	aE	404	CLA	CMD-C2D	-2.70	1.45	1.50

Continued on next page...

Continued from previous page...

Mol	Chain	Res	Type	Atoms	Z	Observed(Å)	Ideal(Å)
43	XE	102	BCR	C1-C6	-2.70	1.50	1.53
33	QL	201	CYC	C4C-NC	-2.70	1.31	1.37
33	cK	201	CYC	C3D-C2D	2.70	1.46	1.38
33	e7	201	CYC	OB-C4B	2.70	1.28	1.23
33	c3	201	CYC	C4C-NC	-2.70	1.31	1.37
33	KL	201	CYC	C4C-NC	-2.70	1.31	1.37
33	kC	201	CYC	C4C-NC	-2.70	1.31	1.37
33	kJ	201	CYC	C4C-NC	-2.70	1.31	1.37
33	i8	202	CYC	C1B-NB	-2.70	1.33	1.37
36	cE	506	CLA	MG-NB	-2.70	2.00	2.05
40	bE	621	LMT	O2'-C2'	-2.70	1.36	1.43
33	eJ	201	CYC	C4C-NC	-2.70	1.31	1.37
33	e3	201	CYC	C4C-NC	-2.70	1.31	1.37
36	D1	405	CLA	C1D-ND	2.69	1.41	1.37
40	cE	501	LMT	O2'-C2'	-2.69	1.36	1.43
36	cD	510	CLA	C1D-ND	2.69	1.41	1.37
36	bE	615	CLA	CHC-C1C	2.69	1.44	1.38
33	cH	201	CYC	OB-C4B	2.69	1.28	1.23
33	k8	201	CYC	C4C-NC	-2.69	1.31	1.37
33	2L	201	CYC	C4B-NB	-2.69	1.32	1.38
33	cI	201	CYC	C4C-NC	-2.69	1.31	1.37
33	AL	201	CYC	CHA-C4D	2.69	1.46	1.40
36	a1	405	CLA	CMD-C2D	-2.69	1.45	1.50
36	cE	513	CLA	C4B-NB	2.69	1.41	1.37
33	cC	201	CYC	OB-C4B	2.69	1.28	1.23
36	I1	101	CLA	C3B-C4B	2.69	1.49	1.42
40	cD	501	LMT	O2'-C2'	-2.69	1.36	1.43
36	cE	507	CLA	C4B-NB	2.69	1.41	1.37
33	OL	201	CYC	C4B-NB	-2.69	1.32	1.38
33	cC	201	CYC	C4C-NC	-2.69	1.31	1.37
47	fE	101	HEM	C1D-ND	-2.69	1.33	1.38
36	cD	504	CLA	C1D-ND	2.69	1.41	1.37
33	e9	201	CYC	OB-C4B	2.69	1.28	1.23
47	ED	101	HEM	C3C-C4C	-2.69	1.41	1.46
33	e2	201	CYC	C4C-NC	-2.69	1.31	1.37
33	e5	201	CYC	C4C-NC	-2.69	1.31	1.37
33	LL	201	CYC	CHA-C1A	2.69	1.43	1.38
36	HD	103	CLA	CMB-C2B	-2.69	1.45	1.50
36	CD	510	CLA	C3D-C2D	2.69	1.46	1.39
36	b1	609	CLA	C4B-NB	2.69	1.41	1.37
33	LG	201	CYC	CHA-C1A	2.69	1.43	1.38
36	BD	608	CLA	MG-NB	-2.69	2.00	2.05

Continued on next page...

Continued from previous page...

Mol	Chain	Res	Type	Atoms	Z	Observed(Å)	Ideal(Å)
33	c6	201	CYC	OB-C4B	2.69	1.28	1.23
33	lJ	201	CYC	C2C-C1C	-2.68	1.49	1.52
33	MG	201	CYC	C4A-C3A	2.68	1.51	1.45
33	wB	201	CYC	C4C-NC	-2.68	1.31	1.37
36	AE	404	CLA	C3B-C4B	2.68	1.49	1.42
33	c9	201	CYC	OB-C4B	2.68	1.28	1.23
36	cE	505	CLA	C4B-NB	2.68	1.41	1.37
36	AD	404	CLA	C3B-C4B	2.68	1.49	1.42
47	fD	101	HEM	C3C-C4C	-2.68	1.41	1.46
47	fE	101	HEM	C3C-C4C	-2.68	1.41	1.46
47	vE	201	HEM	C4B-NB	-2.68	1.33	1.38
36	HE	103	CLA	CMB-C2B	-2.68	1.45	1.50
36	C1	505	CLA	CMD-C2D	-2.68	1.45	1.50
36	AE	405	CLA	MG-NB	-2.68	2.00	2.05
36	c1	508	CLA	MG-ND	-2.68	2.00	2.05
33	QG	201	CYC	C4C-NC	-2.68	1.31	1.37
36	bE	614	CLA	C4B-NB	2.68	1.41	1.37
36	BE	608	CLA	MG-NB	-2.68	2.00	2.05
33	cJ	201	CYC	C4C-NC	-2.68	1.31	1.37
45	DD	403	PHO	CMA-C3A	-2.68	1.48	1.53
33	kI	201	CYC	C4C-NC	-2.68	1.31	1.37
33	eK	201	CYC	C4C-NC	-2.68	1.31	1.37
33	c3	201	CYC	OB-C4B	2.68	1.28	1.23
33	gF	201	CYC	C4C-NC	-2.68	1.31	1.37
36	A1	404	CLA	C3B-C4B	2.68	1.49	1.42
38	hD	103	SQD	C6-S	-2.68	1.67	1.77
36	B1	610	CLA	CMC-C2C	-2.68	1.45	1.50
33	k7	201	CYC	C4C-NC	-2.68	1.31	1.37
33	i7	202	CYC	C1B-NB	-2.68	1.33	1.37
36	h1	101	CLA	CMB-C2B	-2.68	1.45	1.50
36	BE	611	CLA	C3B-C4B	2.68	1.49	1.42
36	bD	614	CLA	C4B-NB	2.68	1.41	1.37
36	bE	603	CLA	C4B-NB	2.68	1.41	1.37
36	CD	505	CLA	CMD-C2D	-2.68	1.45	1.50
38	h1	103	SQD	C6-S	-2.68	1.67	1.77
33	cA	201	CYC	C4C-NC	-2.68	1.31	1.37
36	B1	602	CLA	C1D-ND	2.68	1.41	1.37
33	c9	201	CYC	C4C-NC	-2.68	1.31	1.37
33	eF	201	CYC	C4C-NC	-2.68	1.31	1.37
33	KG	201	CYC	C4C-NC	-2.68	1.31	1.37
33	c5	201	CYC	C4C-NC	-2.68	1.31	1.37
33	gK	201	CYC	C4C-NC	-2.67	1.31	1.37

Continued on next page...

Continued from previous page...

Mol	Chain	Res	Type	Atoms	Z	Observed(Å)	Ideal(Å)
33	iJ	202	CYC	C4C-NC	-2.67	1.31	1.37
36	c1	514	CLA	C4B-NB	2.67	1.41	1.37
33	g8	202	CYC	C4C-NC	-2.67	1.31	1.37
36	C1	510	CLA	C3D-C2D	2.67	1.46	1.39
33	eH	201	CYC	C4C-NC	-2.67	1.31	1.37
36	cE	514	CLA	C4B-NB	2.67	1.41	1.37
36	IE	101	CLA	C3B-C4B	2.67	1.49	1.42
36	cD	506	CLA	MG-NB	-2.67	2.00	2.05
33	iI	202	CYC	C1B-NB	-2.67	1.33	1.37
33	eA	201	CYC	C4C-NC	-2.67	1.31	1.37
36	B1	608	CLA	MG-NB	-2.67	2.00	2.05
36	BD	606	CLA	C3B-C4B	2.67	1.49	1.42
36	C1	509	CLA	C1B-C2B	2.67	1.49	1.43
33	cF	201	CYC	C3D-C2D	2.67	1.46	1.38
33	cJ	201	CYC	OB-C4B	2.67	1.28	1.23
36	CE	509	CLA	C1B-C2B	2.67	1.49	1.43
38	hE	103	SQD	C6-S	-2.67	1.67	1.77
36	C1	505	CLA	C3B-C4B	2.67	1.49	1.42
33	VB	201	CYC	OB-C4B	2.67	1.28	1.23
33	OG	201	CYC	C4B-NB	-2.67	1.32	1.38
33	c8	201	CYC	C4C-NC	-2.67	1.31	1.37
33	cH	201	CYC	C4C-NC	-2.67	1.31	1.37
36	bD	615	CLA	C3B-C4B	2.67	1.49	1.42
33	i8	202	CYC	C4C-NC	-2.67	1.31	1.37
36	aD	404	CLA	CMD-C2D	-2.67	1.45	1.50
33	iH	202	CYC	C1B-NB	-2.67	1.33	1.37
40	DE	413	LMT	O3'-C3'	-2.67	1.36	1.43
33	e6	201	CYC	C1B-NB	-2.67	1.33	1.37
36	c1	513	CLA	C4B-NB	2.66	1.41	1.37
33	k2	201	CYC	C4C-NC	-2.66	1.31	1.37
33	c8	201	CYC	OB-C4B	2.66	1.28	1.23
33	g2	202	CYC	C4C-NC	-2.66	1.31	1.37
36	c1	505	CLA	MG-NB	-2.66	2.00	2.05
36	BE	602	CLA	C1D-ND	2.66	1.41	1.37
36	B1	606	CLA	C3B-C4B	2.66	1.49	1.42
36	BE	606	CLA	C3B-C4B	2.66	1.49	1.42
33	gI	301	CYC	C4C-NC	-2.66	1.31	1.37
47	vD	201	HEM	C4B-NB	-2.66	1.33	1.38
36	xE	101	CLA	MG-NB	-2.66	2.00	2.05
36	bE	609	CLA	C4B-NB	2.66	1.41	1.37
33	c7	201	CYC	OB-C4B	2.66	1.28	1.23
47	v1	201	HEM	C4B-NB	-2.66	1.33	1.38

Continued on next page...

Continued from previous page...

Mol	Chain	Res	Type	Atoms	Z	Observed(Å)	Ideal(Å)
36	d1	405	CLA	CMC-C2C	-2.66	1.45	1.50
33	i5	202	CYC	C1B-NB	-2.66	1.33	1.37
33	w4	201	CYC	C4C-NC	-2.66	1.31	1.37
36	BD	611	CLA	C3B-C4B	2.66	1.49	1.42
36	aD	404	CLA	C1B-C2B	2.66	1.49	1.43
33	oB	201	CYC	C4C-NC	-2.66	1.31	1.37
36	bE	615	CLA	C3B-C4B	2.66	1.49	1.42
36	CE	505	CLA	CMD-C2D	-2.66	1.45	1.50
33	cI	201	CYC	C3D-C2D	2.66	1.45	1.38
33	BB	1002	CYC	C1D-C2D	2.66	1.48	1.41
33	i9	202	CYC	C4C-NC	-2.66	1.31	1.37
36	I1	101	CLA	MG-NB	-2.66	2.00	2.05
36	CD	509	CLA	C1B-C2B	2.66	1.49	1.43
36	X1	101	CLA	C4B-NB	2.66	1.41	1.37
43	X1	102	BCR	C1-C6	-2.66	1.50	1.53
43	hE	105	BCR	C1-C6	-2.66	1.50	1.53
33	V4	201	CYC	OB-C4B	2.66	1.28	1.23
33	oB	201	CYC	OB-C4B	2.66	1.28	1.23
33	VB	201	CYC	C4C-NC	-2.66	1.31	1.37
33	i5	202	CYC	C4C-NC	-2.66	1.31	1.37
36	BD	602	CLA	C1D-ND	2.66	1.41	1.37
47	ED	101	HEM	C1D-ND	-2.66	1.33	1.38
33	c5	201	CYC	OB-C4B	2.66	1.28	1.23
33	lC	201	CYC	C1B-NB	-2.66	1.33	1.37
33	i6	202	CYC	C4C-NC	-2.66	1.31	1.37
33	e8	201	CYC	C4C-NC	-2.66	1.31	1.37
33	C4	1001	CYC	C1D-C2D	2.66	1.47	1.41
33	ML	201	CYC	C4A-C3A	2.66	1.51	1.45
33	2L	201	CYC	C4A-C3A	2.66	1.51	1.45
40	bE	602	LMT	O3'-C3'	-2.66	1.36	1.43
36	IE	101	CLA	MG-NB	-2.66	2.00	2.05
33	GG	201	CYC	C4C-NC	-2.66	1.31	1.37
33	eI	201	CYC	C4C-NC	-2.66	1.31	1.37
36	CE	510	CLA	C3D-C2D	2.66	1.46	1.39
33	o4	201	CYC	CHA-C4D	2.66	1.46	1.40
40	CD	521	LMT	O2'-C2'	-2.66	1.36	1.43
33	g6	202	CYC	C4C-NC	-2.66	1.31	1.37
33	iH	202	CYC	C4C-NC	-2.66	1.31	1.37
40	D1	412	LMT	O3'-C3'	-2.66	1.36	1.43
36	cD	508	CLA	MG-ND	-2.66	2.00	2.05
33	i9	202	CYC	C1B-NB	-2.66	1.33	1.37
33	e3	201	CYC	C3D-C2D	2.65	1.45	1.38

Continued on next page...

Continued from previous page...

Mol	Chain	Res	Type	Atoms	Z	Observed(Å)	Ideal(Å)
33	eI	201	CYC	C3D-C2D	2.65	1.45	1.38
36	C1	510	CLA	C4B-NB	2.65	1.41	1.37
33	kA	201	CYC	C3D-C2D	2.65	1.45	1.38
33	g3	202	CYC	C4C-NC	-2.65	1.31	1.37
33	iA	202	CYC	C1B-NB	-2.65	1.33	1.37
33	NG	201	CYC	C4B-NB	-2.65	1.32	1.38
43	hD	105	BCR	C1-C6	-2.65	1.50	1.53
33	uB	201	CYC	C1B-C2B	2.65	1.49	1.45
43	h1	105	BCR	C1-C6	-2.65	1.50	1.53
33	AG	201	CYC	OB-C4B	2.65	1.28	1.23
36	BD	612	CLA	MG-NB	-2.65	2.00	2.05
36	d1	403	CLA	MG-NB	-2.65	2.00	2.05
33	i2	202	CYC	C1B-NB	-2.65	1.33	1.37
33	iC	202	CYC	C4C-NC	-2.65	1.31	1.37
36	C1	503	CLA	C3B-C4B	2.65	1.49	1.42
47	EE	101	HEM	C3C-C4C	-2.65	1.41	1.46
33	cA	201	CYC	C3D-C2D	2.65	1.45	1.38
33	3K	101	CYC	C1B-NB	-2.65	1.33	1.37
36	BE	612	CLA	MG-NB	-2.65	2.00	2.05
33	c2	201	CYC	OB-C4B	2.65	1.28	1.23
33	o4	201	CYC	OB-C4B	2.65	1.28	1.23
36	BE	614	CLA	C3B-C4B	2.65	1.49	1.42
45	aE	412	PHO	C9-C8	-2.65	1.44	1.52
33	i7	202	CYC	C4C-NC	-2.65	1.31	1.37
33	gJ	202	CYC	C4C-NC	-2.65	1.31	1.37
36	CD	514	CLA	C4B-NB	2.65	1.41	1.37
33	t4	1001	CYC	CHA-C4D	2.65	1.46	1.40
33	c2	201	CYC	C4C-NC	-2.65	1.31	1.37
33	g5	202	CYC	C4C-NC	-2.65	1.31	1.37
33	gH	202	CYC	C4C-NC	-2.65	1.31	1.37
36	bE	610	CLA	C3B-C4B	2.65	1.49	1.42
33	tB	1001	CYC	CHA-C4D	2.65	1.46	1.40
33	NL	201	CYC	C4B-NB	-2.65	1.32	1.38
33	e9	201	CYC	C3D-C2D	2.65	1.45	1.38
33	JF	201	CYC	C1C-NC	-2.65	1.34	1.37
40	C1	520	LMT	O2'-C2'	-2.65	1.36	1.43
36	CD	503	CLA	C3B-C4B	2.65	1.49	1.42
43	XD	102	BCR	C1-C6	-2.65	1.50	1.53
36	b1	615	CLA	C3B-C4B	2.65	1.49	1.42
36	C1	514	CLA	MG-NB	-2.65	2.00	2.05
36	bD	609	CLA	C4B-NB	2.65	1.41	1.37
33	e5	201	CYC	C3D-C2D	2.65	1.45	1.38

Continued on next page...

Continued from previous page...

Mol	Chain	Res	Type	Atoms	Z	Observed(Å)	Ideal(Å)
36	CE	503	CLA	C3B-C4B	2.65	1.49	1.42
36	xD	101	CLA	MG-NB	-2.65	2.00	2.05
40	DD	413	LMT	O3'-C3'	-2.65	1.36	1.43
33	oB	201	CYC	CHA-C4D	2.65	1.46	1.40
47	VE	201	HEM	C4B-NB	-2.65	1.33	1.38
36	cE	510	CLA	C1D-ND	2.65	1.41	1.37
33	c7	201	CYC	C4C-NC	-2.65	1.31	1.37
47	V1	201	HEM	C4B-NB	-2.65	1.33	1.38
36	CD	505	CLA	C3B-C4B	2.65	1.49	1.42
33	rB	201	CYC	C1B-NB	-2.65	1.33	1.37
33	GL	201	CYC	C4C-NC	-2.64	1.31	1.37
40	i1	102	LMT	O3'-C3'	-2.64	1.36	1.43
33	iI	202	CYC	C4C-NC	-2.64	1.31	1.37
36	dD	405	CLA	CMC-C2C	-2.64	1.45	1.50
33	r4	201	CYC	C4D-C3D	2.64	1.49	1.42
33	e7	201	CYC	C3D-C2D	2.64	1.45	1.38
36	bE	608	CLA	C3B-C4B	2.64	1.49	1.42
36	bD	611	CLA	MG-NB	-2.64	2.00	2.05
47	f1	101	HEM	C3C-C4C	-2.64	1.41	1.46
33	i3	202	CYC	C4C-NC	-2.64	1.31	1.37
36	bE	611	CLA	CMC-C2C	-2.64	1.45	1.50
36	CE	510	CLA	C4B-NB	2.64	1.41	1.37
33	ZF	201	CYC	C1B-NB	-2.64	1.33	1.37
33	kA	201	CYC	C1B-NB	-2.64	1.33	1.37
36	C1	509	CLA	MG-NB	-2.64	2.00	2.05
36	b1	611	CLA	MG-NB	-2.64	2.00	2.05
33	k5	201	CYC	C3D-C2D	2.64	1.45	1.38
33	eC	201	CYC	C4C-NC	-2.64	1.31	1.37
33	cH	201	CYC	C3D-C2D	2.64	1.45	1.38
33	z4	201	CYC	C4D-ND	-2.64	1.33	1.37
36	dE	405	CLA	CMC-C2C	-2.64	1.45	1.50
33	e6	201	CYC	C4C-NC	-2.64	1.31	1.37
36	x1	101	CLA	MG-NB	-2.64	2.00	2.05
36	hD	101	CLA	CMB-C2B	-2.64	1.45	1.50
33	eA	201	CYC	C3D-C2D	2.64	1.45	1.38
36	B1	614	CLA	C3B-C4B	2.64	1.48	1.42
36	bD	608	CLA	C3B-C4B	2.64	1.48	1.42
36	B1	606	CLA	C4B-NB	2.64	1.41	1.37
33	e5	201	CYC	C1B-NB	-2.64	1.33	1.37
33	c3	201	CYC	C3D-C2D	2.64	1.45	1.38
36	bD	603	CLA	C4B-NB	2.64	1.41	1.37
36	bD	611	CLA	CMC-C2C	-2.64	1.45	1.50

Continued on next page...

Continued from previous page...

Mol	Chain	Res	Type	Atoms	Z	Observed(Å)	Ideal(Å)
33	1L	201	CYC	C4C-NC	-2.64	1.31	1.37
33	GG	201	CYC	CHA-C4D	2.64	1.46	1.40
33	z4	201	CYC	C2C-C1C	-2.64	1.49	1.52
40	B1	620	LMT	O2'-C2'	-2.64	1.36	1.43
47	EE	101	HEM	C1D-ND	-2.64	1.33	1.38
36	cE	509	CLA	C3D-C2D	2.64	1.46	1.39
33	c5	201	CYC	C3D-C2D	2.64	1.45	1.38
33	iA	202	CYC	C4C-NC	-2.64	1.31	1.37
36	BD	614	CLA	C3B-C4B	2.64	1.48	1.42
33	g9	202	CYC	C4C-NC	-2.64	1.31	1.37
33	i6	202	CYC	C1B-NB	-2.64	1.33	1.37
33	b8	201	CYC	C1B-NB	-2.64	1.33	1.37
36	CD	509	CLA	MG-NB	-2.64	2.00	2.05
36	dD	403	CLA	MG-NB	-2.64	2.00	2.05
47	V1	201	HEM	C1C-C2C	-2.64	1.40	1.45
33	b7	201	CYC	C1B-NB	-2.64	1.33	1.37
33	AL	201	CYC	OB-C4B	2.63	1.28	1.23
33	w4	201	CYC	OB-C4B	2.63	1.28	1.23
40	A1	409	LMT	O2'-C2'	-2.63	1.36	1.43
36	a1	405	CLA	C1B-C2B	2.63	1.49	1.43
33	r4	201	CYC	C1B-NB	-2.63	1.33	1.37
33	eC	201	CYC	C1B-NB	-2.63	1.33	1.37
40	bD	602	LMT	O3'-C3'	-2.63	1.36	1.43
36	X1	101	CLA	MG-NB	-2.63	2.00	2.05
33	k8	201	CYC	C3D-C2D	2.63	1.45	1.38
33	o4	201	CYC	C4C-NC	-2.63	1.31	1.37
36	XD	101	CLA	C4B-NB	2.63	1.41	1.37
33	KK	201	CYC	C1B-NB	-2.63	1.33	1.37
33	c8	201	CYC	C3D-C2D	2.63	1.45	1.38
36	C1	506	CLA	MG-NB	-2.63	2.00	2.05
33	e8	201	CYC	C1B-NB	-2.63	1.33	1.37
36	CE	505	CLA	C3B-C4B	2.63	1.48	1.42
33	e2	201	CYC	C3D-C2D	2.63	1.45	1.38
47	VD	201	HEM	C4B-NB	-2.63	1.33	1.38
33	rB	201	CYC	C4D-C3D	2.63	1.49	1.42
36	aE	404	CLA	C1B-C2B	2.63	1.49	1.43
36	h1	101	CLA	MG-ND	-2.63	2.00	2.05
33	k3	201	CYC	C3D-C2D	2.63	1.45	1.38
36	c1	503	CLA	CMD-C2D	-2.63	1.45	1.50
33	YK	201	CYC	C4C-NC	-2.63	1.31	1.37
33	gA	301	CYC	C4C-NC	-2.63	1.31	1.37
33	k7	201	CYC	C3D-C2D	2.63	1.45	1.38

Continued on next page...

Continued from previous page...

Mol	Chain	Res	Type	Atoms	Z	Observed(Å)	Ideal(Å)
33	B4	1002	CYC	C1D-C2D	2.63	1.47	1.41
33	kI	201	CYC	C3D-C2D	2.63	1.45	1.38
36	bD	610	CLA	C3B-C4B	2.63	1.48	1.42
36	b1	611	CLA	CMC-C2C	-2.63	1.45	1.50
36	B1	611	CLA	C3B-C4B	2.63	1.48	1.42
33	kJ	201	CYC	C3D-C2D	2.63	1.45	1.38
36	CD	506	CLA	MG-NB	-2.63	2.00	2.05
36	ID	101	CLA	MG-NB	-2.63	2.00	2.05
36	bE	611	CLA	MG-NB	-2.63	2.00	2.05
33	e8	201	CYC	C3D-C2D	2.63	1.45	1.38
33	eC	201	CYC	C3D-C2D	2.63	1.45	1.38
33	eH	201	CYC	C3D-C2D	2.63	1.45	1.38
33	fK	201	CYC	C4C-NC	-2.63	1.31	1.37
33	cC	201	CYC	C3D-C2D	2.63	1.45	1.38
33	l6	201	CYC	C1B-NB	-2.63	1.33	1.37
36	b1	613	CLA	MG-NB	-2.63	2.00	2.05
33	k6	201	CYC	C3D-C2D	2.63	1.45	1.38
33	V4	201	CYC	C4C-NC	-2.63	1.31	1.37
36	b1	608	CLA	C3B-C4B	2.63	1.48	1.42
36	CE	506	CLA	MG-NB	-2.63	2.00	2.05
36	CE	509	CLA	MG-NB	-2.63	2.00	2.05
33	kH	201	CYC	C3D-C2D	2.63	1.45	1.38
33	l3	201	CYC	C1B-NB	-2.63	1.33	1.37
33	bI	201	CYC	C1B-NB	-2.63	1.33	1.37
36	BE	613	CLA	C4B-NB	2.63	1.41	1.37
36	c1	503	CLA	C1D-ND	2.63	1.41	1.37
40	A1	413	LMT	O3'-C3'	-2.63	1.36	1.43
33	1G	201	CYC	C4C-NC	-2.63	1.31	1.37
45	DD	401	PHO	CBD-CGD	-2.63	1.48	1.52
36	CD	510	CLA	C4B-NB	2.63	1.41	1.37
33	e3	201	CYC	C1B-NB	-2.63	1.33	1.37
33	c9	201	CYC	C3D-C2D	2.63	1.45	1.38
36	B1	613	CLA	CMD-C2D	-2.63	1.45	1.50
36	cD	509	CLA	C3D-C2D	2.63	1.46	1.39
33	CB	1001	CYC	C1D-C2D	2.63	1.47	1.41
33	c2	201	CYC	C3D-C2D	2.63	1.45	1.38
47	E1	101	HEM	C1D-ND	-2.63	1.33	1.38
33	fF	201	CYC	C4C-NC	-2.63	1.31	1.37
33	GL	201	CYC	CHA-C4D	2.63	1.46	1.40
33	gC	301	CYC	C4C-NC	-2.63	1.31	1.37
33	cC	201	CYC	C1B-NB	-2.63	1.33	1.37
33	1G	201	CYC	OB-C4B	2.63	1.28	1.23

Continued on next page...

Continued from previous page...

Mol	Chain	Res	Type	Atoms	Z	Observed(Å)	Ideal(Å)
33	2G	201	CYC	C4A-C3A	2.63	1.51	1.45
36	XD	101	CLA	MG-NB	-2.63	2.00	2.05
36	hD	101	CLA	MG-ND	-2.63	2.00	2.05
36	B1	609	CLA	C3B-C4B	2.62	1.48	1.42
33	zB	201	CYC	C2C-C1C	-2.62	1.49	1.52
33	3F	101	CYC	C2C-C1C	-2.62	1.49	1.52
33	YF	201	CYC	C4C-NC	-2.62	1.31	1.37
33	c6	201	CYC	C3D-C2D	2.62	1.45	1.38
36	BD	609	CLA	C3B-C4B	2.62	1.48	1.42
36	BD	613	CLA	C4B-NB	2.62	1.41	1.37
36	C1	514	CLA	C4B-NB	2.62	1.41	1.37
36	cE	504	CLA	C1D-ND	2.62	1.41	1.37
33	eK	201	CYC	CHA-C4D	2.62	1.46	1.40
33	b3	201	CYC	C1B-NB	-2.62	1.33	1.37
36	BD	609	CLA	C4B-NB	2.62	1.41	1.37
33	KF	201	CYC	C1B-NB	-2.62	1.33	1.37
36	bE	608	CLA	C4B-NB	2.62	1.41	1.37
33	i2	202	CYC	C4C-NC	-2.62	1.31	1.37
33	k2	201	CYC	C3D-C2D	2.62	1.45	1.38
36	HD	103	CLA	MG-ND	-2.62	2.00	2.05
36	cD	504	CLA	CMD-C2D	-2.62	1.45	1.50
33	kI	201	CYC	C1B-NB	-2.62	1.33	1.37
33	eK	201	CYC	C3D-C2D	2.62	1.45	1.38
40	b1	602	LMT	O3'-C3'	-2.62	1.36	1.43
33	GG	201	CYC	C1B-NB	-2.62	1.33	1.37
36	BE	604	CLA	CMB-C2B	-2.62	1.45	1.50
33	hF	201	CYC	C4C-NC	-2.62	1.31	1.37
33	eJ	201	CYC	C3D-C2D	2.62	1.45	1.38
36	hE	101	CLA	CMB-C2B	-2.62	1.45	1.50
33	c8	201	CYC	C1B-NB	-2.62	1.33	1.37
33	l2	201	CYC	C1B-NB	-2.62	1.33	1.37
36	a1	407	CLA	MG-NB	-2.62	2.00	2.05
36	CD	506	CLA	C3B-C4B	2.62	1.48	1.42
36	b1	612	CLA	C4B-NB	2.62	1.41	1.37
36	cD	513	CLA	C4B-NB	2.62	1.41	1.37
33	b9	201	CYC	C1B-NB	-2.62	1.33	1.37
36	B1	610	CLA	MG-NB	-2.62	2.00	2.05
36	b1	610	CLA	C3B-C4B	2.62	1.48	1.42
33	c7	201	CYC	C3D-C2D	2.62	1.45	1.38
36	C1	506	CLA	C3B-C4B	2.62	1.48	1.42
36	c1	509	CLA	C3D-C2D	2.62	1.46	1.39
36	B1	606	CLA	MG-NB	-2.62	2.00	2.05

Continued on next page...

Continued from previous page...

Mol	Chain	Res	Type	Atoms	Z	Observed(Å)	Ideal(Å)
36	b1	604	CLA	C1D-ND	2.62	1.41	1.37
33	3F	101	CYC	C1B-NB	-2.62	1.33	1.37
36	CE	514	CLA	MG-NB	-2.62	2.00	2.05
36	cE	508	CLA	MG-ND	-2.62	2.00	2.05
33	1L	201	CYC	OB-C4B	2.62	1.28	1.23
33	PG	201	CYC	C4B-NB	-2.62	1.32	1.38
33	dJ	201	CYC	C1B-NB	-2.62	1.33	1.37
33	eJ	201	CYC	C1B-NB	-2.62	1.33	1.37
36	c1	504	CLA	C4B-NB	2.62	1.41	1.37
36	bE	613	CLA	MG-NB	-2.62	2.00	2.05
40	AD	412	LMT	O3'-C3'	-2.61	1.36	1.43
36	CD	504	CLA	CMB-C2B	-2.61	1.45	1.50
33	b5	201	CYC	C1B-NB	-2.61	1.33	1.37
33	bJ	201	CYC	C1B-NB	-2.61	1.33	1.37
36	HE	103	CLA	MG-ND	-2.61	2.00	2.05
36	cD	505	CLA	C4B-NB	2.61	1.41	1.37
33	eI	201	CYC	C1B-NB	-2.61	1.33	1.37
33	RG	201	CYC	C3D-C2D	2.61	1.45	1.38
33	i3	202	CYC	C1B-NB	-2.61	1.33	1.37
33	l9	201	CYC	C1B-NB	-2.61	1.33	1.37
33	cJ	201	CYC	C1B-NB	-2.61	1.33	1.37
36	BE	609	CLA	C4B-NB	2.61	1.41	1.37
33	kH	201	CYC	C1B-NB	-2.61	1.33	1.37
33	sB	201	CYC	C3D-C2D	2.61	1.45	1.38
36	c1	504	CLA	MG-ND	-2.61	2.00	2.05
36	CE	504	CLA	CMB-C2B	-2.61	1.45	1.50
33	ZK	201	CYC	C1B-NB	-2.61	1.33	1.37
36	c1	514	CLA	C3B-C4B	2.61	1.48	1.42
36	hE	101	CLA	MG-ND	-2.61	2.00	2.05
40	AD	409	LMT	O2'-C2'	-2.61	1.36	1.43
33	kC	201	CYC	C3D-C2D	2.61	1.45	1.38
36	BD	613	CLA	CMD-C2D	-2.61	1.45	1.50
33	u4	201	CYC	C1B-C2B	2.61	1.49	1.45
33	RL	201	CYC	C4C-NC	-2.61	1.31	1.37
33	e2	201	CYC	C1B-NB	-2.61	1.33	1.37
40	bD	601	LMT	O1'-C1'	-2.61	1.35	1.40
40	iD	103	LMT	O3'-C3'	-2.61	1.36	1.43
40	iE	103	LMT	O3'-C3'	-2.61	1.36	1.43
36	dE	403	CLA	MG-NB	-2.61	2.00	2.05
33	IG	201	CYC	C1B-NB	-2.61	1.33	1.37
33	c3	201	CYC	C1B-NB	-2.61	1.33	1.37
33	c7	201	CYC	C1B-NB	-2.61	1.33	1.37

Continued on next page...

Continued from previous page...

Mol	Chain	Res	Type	Atoms	Z	Observed(Å)	Ideal(Å)
33	c9	201	CYC	C1B-NB	-2.61	1.33	1.37
33	eA	201	CYC	C1B-NB	-2.61	1.33	1.37
40	b1	601	LMT	O1'-C1'	-2.61	1.35	1.40
33	g7	202	CYC	C4C-NC	-2.61	1.31	1.37
36	BD	610	CLA	MG-NB	-2.61	2.00	2.05
33	bH	201	CYC	C1B-NB	-2.61	1.33	1.37
40	AE	409	LMT	O3'-C3'	-2.61	1.36	1.43
33	s4	201	CYC	C3D-C2D	2.61	1.45	1.38
33	eH	201	CYC	C1B-NB	-2.61	1.33	1.37
36	B1	612	CLA	MG-NB	-2.61	2.00	2.05
33	c6	201	CYC	C1B-NB	-2.61	1.33	1.37
33	b2	201	CYC	C1B-NB	-2.60	1.33	1.37
36	CD	514	CLA	MG-NB	-2.60	2.00	2.05
36	b1	603	CLA	C4B-NB	2.60	1.41	1.37
36	b1	610	CLA	C4B-NB	2.60	1.41	1.37
33	PL	201	CYC	C4B-NB	-2.60	1.32	1.38
33	e6	201	CYC	C3D-C2D	2.60	1.45	1.38
40	AE	412	LMT	O3'-C3'	-2.60	1.36	1.43
33	zB	201	CYC	C4D-ND	-2.60	1.33	1.37
33	k9	201	CYC	C3D-C2D	2.60	1.45	1.38
33	eF	201	CYC	C3D-C2D	2.60	1.45	1.38
36	xE	101	CLA	C4B-NB	2.60	1.41	1.37
33	bK	201	CYC	C1B-NB	-2.60	1.33	1.37
36	hD	102	CLA	C3B-C4B	2.60	1.48	1.42
33	RG	201	CYC	C4C-NC	-2.60	1.31	1.37
47	VD	201	HEM	C1C-C2C	-2.60	1.40	1.45
33	k7	201	CYC	C1B-NB	-2.60	1.33	1.37
33	l8	201	CYC	C1B-NB	-2.60	1.33	1.37
36	BD	607	CLA	C4B-NB	2.60	1.41	1.37
36	bD	613	CLA	MG-NB	-2.60	2.00	2.05
33	lH	201	CYC	C1B-NB	-2.60	1.33	1.37
33	kJ	201	CYC	C1B-NB	-2.60	1.33	1.37
33	r4	201	CYC	C4C-NC	-2.60	1.31	1.37
36	H1	103	CLA	MG-ND	-2.60	2.00	2.05
36	aD	406	CLA	MG-NB	-2.60	2.00	2.05
36	CE	506	CLA	C3B-C4B	2.60	1.48	1.42
36	b1	608	CLA	MG-NB	-2.60	2.00	2.05
33	c5	201	CYC	C1B-NB	-2.60	1.33	1.37
36	aE	406	CLA	MG-NB	-2.60	2.00	2.05
36	BE	607	CLA	C4B-NB	2.60	1.41	1.37
33	bC	201	CYC	C1B-NB	-2.60	1.33	1.37
33	dC	201	CYC	C1B-NB	-2.60	1.33	1.37

Continued on next page...

Continued from previous page...

Mol	Chain	Res	Type	Atoms	Z	Observed(Å)	Ideal(Å)
33	hK	201	CYC	C4C-NC	-2.60	1.31	1.37
36	CE	514	CLA	C4B-NB	2.60	1.41	1.37
36	XE	101	CLA	C4B-NB	2.60	1.41	1.37
36	cE	505	CLA	MG-ND	-2.60	2.00	2.05
40	A1	409	LMT	O3'-C3'	-2.60	1.36	1.43
33	eF	201	CYC	CHA-C4D	2.60	1.46	1.40
36	b1	614	CLA	C4B-NB	2.60	1.41	1.37
33	cJ	201	CYC	C3D-C2D	2.60	1.45	1.38
33	O4	201	CYC	OB-C4B	2.60	1.28	1.23
36	B1	607	CLA	C4B-NB	2.60	1.41	1.37
33	RL	201	CYC	C3D-C2D	2.60	1.45	1.38
36	BE	609	CLA	C3B-C4B	2.60	1.48	1.42
36	bD	614	CLA	MG-NB	-2.60	2.00	2.05
36	bD	608	CLA	C4B-NB	2.60	1.41	1.37
33	GL	201	CYC	C1B-NB	-2.60	1.33	1.37
33	t4	1001	CYC	OB-C4B	2.60	1.28	1.23
33	cA	201	CYC	C1B-NB	-2.59	1.33	1.37
33	bK	201	CYC	C4D-ND	-2.59	1.33	1.37
36	cE	504	CLA	CMD-C2D	-2.59	1.45	1.50
36	cE	514	CLA	C3B-C4B	2.59	1.48	1.42
47	VE	201	HEM	C1C-C2C	-2.59	1.40	1.45
33	i7	202	CYC	C3D-C2D	2.59	1.45	1.38
36	B1	613	CLA	C4B-NB	2.59	1.41	1.37
36	bE	610	CLA	C4B-NB	2.59	1.41	1.37
33	IL	201	CYC	C1B-NB	-2.59	1.33	1.37
36	C1	504	CLA	CMB-C2B	-2.59	1.45	1.50
33	NG	201	CYC	C1C-NC	-2.59	1.34	1.37
33	lJ	201	CYC	C1B-NB	-2.59	1.33	1.37
33	OB	201	CYC	OB-C4B	2.59	1.28	1.23
33	NL	201	CYC	C2C-C1C	-2.59	1.49	1.52
36	C1	508	CLA	CMB-C2B	-2.59	1.45	1.50
36	xD	101	CLA	C4B-NB	2.59	1.41	1.37
33	JG	201	CYC	C4D-ND	-2.59	1.33	1.37
33	kC	201	CYC	C1B-NB	-2.59	1.33	1.37
33	cH	201	CYC	C1B-NB	-2.59	1.33	1.37
36	cD	514	CLA	C3B-C4B	2.59	1.48	1.42
36	hE	102	CLA	C3B-C4B	2.59	1.48	1.42
36	BE	606	CLA	MG-NB	-2.59	2.00	2.05
36	c1	504	CLA	MG-NB	-2.59	2.00	2.05
36	cD	505	CLA	MG-ND	-2.59	2.00	2.05
33	k5	201	CYC	C1B-NB	-2.59	1.33	1.37
36	x1	101	CLA	C4B-NB	2.59	1.41	1.37

Continued on next page...

Continued from previous page...

Mol	Chain	Res	Type	Atoms	Z	Observed(Å)	Ideal(Å)
36	BD	604	CLA	CMB-C2B	-2.59	1.45	1.50
33	z4	201	CYC	OB-C4B	2.59	1.28	1.23
33	tB	1001	CYC	OB-C4B	2.59	1.28	1.23
33	bA	201	CYC	C1B-NB	-2.59	1.33	1.37
40	AD	409	LMT	O3'-C3'	-2.59	1.36	1.43
36	HD	101	CLA	MG-NB	-2.59	2.00	2.05
36	bD	608	CLA	MG-NB	-2.59	2.00	2.05
36	a1	407	CLA	C3B-C4B	2.59	1.48	1.42
36	DE	405	CLA	CMC-C2C	-2.59	1.45	1.50
36	XE	101	CLA	MG-NB	-2.59	2.00	2.05
33	4G	201	CYC	C2C-C1C	-2.59	1.49	1.52
36	BE	613	CLA	CMD-C2D	-2.59	1.45	1.50
33	k6	201	CYC	C1B-NB	-2.59	1.33	1.37
36	CD	504	CLA	C1B-C2B	2.59	1.49	1.43
36	BD	606	CLA	C4B-NB	2.59	1.41	1.37
33	k8	201	CYC	C1B-NB	-2.59	1.33	1.37
33	NL	201	CYC	C1C-NC	-2.59	1.34	1.37
36	cD	505	CLA	MG-NB	-2.59	2.00	2.05
36	bE	604	CLA	C1D-ND	2.59	1.41	1.37
33	l5	201	CYC	C1B-NB	-2.59	1.33	1.37
33	cI	201	CYC	C1B-NB	-2.59	1.33	1.37
36	BD	606	CLA	MG-NB	-2.59	2.00	2.05
36	B1	604	CLA	CMB-C2B	-2.59	1.45	1.50
33	WG	201	CYC	OB-C4B	2.59	1.28	1.23
47	VD	201	HEM	C1D-ND	-2.59	1.33	1.38
33	bF	201	CYC	OB-C4B	2.58	1.28	1.23
40	C1	520	LMT	O3'-C3'	-2.58	1.36	1.43
33	c2	201	CYC	C1B-NB	-2.58	1.33	1.37
33	wB	201	CYC	OB-C4B	2.58	1.28	1.23
33	e9	201	CYC	C1B-NB	-2.58	1.33	1.37
33	zB	201	CYC	OB-C4B	2.58	1.28	1.23
36	h1	102	CLA	MG-NB	-2.58	2.00	2.05
36	bD	604	CLA	C1D-ND	2.58	1.41	1.37
33	JL	201	CYC	C4D-ND	-2.58	1.33	1.37
36	BD	613	CLA	MG-NB	-2.58	2.00	2.05
33	bK	201	CYC	OB-C4B	2.58	1.28	1.23
33	dF	201	CYC	C4C-NC	-2.58	1.31	1.37
40	cD	501	LMT	O3'-C3'	-2.58	1.36	1.43
33	JG	201	CYC	C1B-NB	-2.58	1.33	1.37
40	bE	601	LMT	O1'-C1'	-2.58	1.35	1.40
36	H1	101	CLA	C3B-C4B	2.58	1.48	1.42
33	q4	201	CYC	OB-C4B	2.58	1.28	1.23

Continued on next page...

Continued from previous page...

Mol	Chain	Res	Type	Atoms	Z	Observed(Å)	Ideal(Å)
40	BE	619	LMT	O2'-C2'	-2.58	1.36	1.43
33	MK	201	CYC	C4C-NC	-2.58	1.31	1.37
36	BE	610	CLA	MG-NB	-2.58	2.00	2.05
33	iC	202	CYC	C3D-C2D	2.58	1.45	1.38
36	CD	515	CLA	C3B-C4B	2.58	1.48	1.42
36	iE	101	CLA	C3B-C4B	2.58	1.48	1.42
36	c1	506	CLA	MG-NB	-2.58	2.00	2.05
36	cE	505	CLA	MG-NB	-2.58	2.00	2.05
36	cD	504	CLA	C1B-C2B	2.58	1.49	1.43
33	dK	201	CYC	C4C-NC	-2.58	1.31	1.37
33	CB	1001	CYC	C1B-NB	-2.58	1.33	1.37
33	b6	201	CYC	C1B-NB	-2.58	1.33	1.37
36	HE	101	CLA	C3B-C4B	2.58	1.48	1.42
33	k9	201	CYC	C1B-NB	-2.58	1.33	1.37
33	d8	201	CYC	C1B-NB	-2.58	1.33	1.37
36	aD	406	CLA	C3B-C4B	2.58	1.48	1.42
40	CD	521	LMT	O3'-C3'	-2.58	1.36	1.43
47	vD	201	HEM	C1D-ND	-2.58	1.33	1.38
36	CD	508	CLA	CMB-C2B	-2.58	1.45	1.50
36	cE	504	CLA	CMC-C2C	-2.58	1.45	1.50
33	k2	201	CYC	C1B-NB	-2.58	1.33	1.37
36	b1	608	CLA	C4B-NB	2.58	1.41	1.37
36	c1	503	CLA	C1B-C2B	2.58	1.49	1.43
36	b1	614	CLA	CMD-C2D	-2.58	1.45	1.50
33	lA	201	CYC	C1B-NB	-2.58	1.33	1.37
33	dH	201	CYC	C1B-NB	-2.58	1.33	1.37
40	AE	409	LMT	O2'-C2'	-2.58	1.36	1.43
33	w4	201	CYC	C2C-C1C	-2.58	1.49	1.52
33	bF	201	CYC	C4D-ND	-2.58	1.33	1.37
33	dI	201	CYC	C1B-NB	-2.58	1.33	1.37
33	qB	201	CYC	OB-C4B	2.58	1.28	1.23
45	DE	401	PHO	CBD-CGD	-2.57	1.49	1.52
33	gC	301	CYC	C1B-NB	-2.57	1.33	1.37
40	b1	620	LMT	O2'-C2'	-2.57	1.36	1.43
36	bE	614	CLA	MG-NB	-2.57	2.00	2.05
33	e7	201	CYC	C1B-NB	-2.57	1.33	1.37
36	C1	511	CLA	CMD-C2D	-2.57	1.45	1.50
33	i9	202	CYC	C3D-C2D	2.57	1.45	1.38
33	g2	202	CYC	C3D-C2D	2.57	1.45	1.38
36	bD	614	CLA	CMD-C2D	-2.57	1.45	1.50
36	cE	504	CLA	C1B-C2B	2.57	1.49	1.43
33	d7	201	CYC	C1B-NB	-2.57	1.33	1.37

Continued on next page...

Continued from previous page...

Mol	Chain	Res	Type	Atoms	Z	Observed(Å)	Ideal(Å)
36	DD	405	CLA	CMC-C2C	-2.57	1.45	1.50
33	WL	201	CYC	OB-C4B	2.57	1.28	1.23
33	fK	201	CYC	C4B-NB	-2.57	1.32	1.38
36	iD	101	CLA	MG-NB	-2.57	2.00	2.05
33	i8	202	CYC	C3D-C2D	2.57	1.45	1.38
33	bF	201	CYC	C1B-NB	-2.57	1.33	1.37
36	bE	608	CLA	MG-NB	-2.57	2.00	2.05
47	vE	201	HEM	C1D-ND	-2.57	1.33	1.38
33	i3	202	CYC	C3D-C2D	2.57	1.45	1.38
33	gA	301	CYC	C3D-C2D	2.57	1.45	1.38
36	CD	511	CLA	CMD-C2D	-2.57	1.45	1.50
47	v1	201	HEM	C1D-ND	-2.57	1.33	1.38
33	5G	201	CYC	C4D-ND	-2.57	1.33	1.37
40	B1	619	LMT	O2'-C2'	-2.57	1.36	1.43
33	f7	201	CYC	C1B-NB	-2.57	1.33	1.37
33	l7	201	CYC	C1B-NB	-2.57	1.33	1.37
36	B1	613	CLA	MG-NB	-2.57	2.00	2.05
36	c1	506	CLA	C3B-C4B	2.57	1.48	1.42
33	MF	201	CYC	C4C-NC	-2.57	1.32	1.37
40	cE	501	LMT	O3'-C3'	-2.57	1.36	1.43
33	d9	201	CYC	C1B-NB	-2.57	1.33	1.37
36	bD	612	CLA	C4B-NB	2.57	1.40	1.37
36	CE	515	CLA	C3B-C4B	2.57	1.48	1.42
36	cE	504	CLA	MG-ND	-2.57	2.00	2.05
40	bE	621	LMT	O3'-C3'	-2.57	1.36	1.43
33	QG	201	CYC	C4B-NB	-2.57	1.32	1.38
33	gC	301	CYC	C3D-C2D	2.57	1.45	1.38
45	aD	412	PHO	CBD-CGD	-2.57	1.49	1.52
40	BD	619	LMT	O2'-C2'	-2.57	1.36	1.43
36	BE	613	CLA	MG-NB	-2.57	2.00	2.05
36	h1	102	CLA	C3B-C4B	2.56	1.48	1.42
33	QB	201	CYC	C2C-C1C	-2.56	1.49	1.52
36	CE	504	CLA	C1B-C2B	2.56	1.49	1.43
36	bE	614	CLA	CMD-C2D	-2.56	1.45	1.50
36	B1	609	CLA	C4B-NB	2.56	1.40	1.37
33	i5	202	CYC	C3D-C2D	2.56	1.45	1.38
36	aE	406	CLA	C3B-C4B	2.56	1.48	1.42
36	cE	503	CLA	C3B-C4B	2.56	1.48	1.42
36	bD	610	CLA	C4B-NB	2.56	1.40	1.37
36	cD	504	CLA	CMC-C2C	-2.56	1.45	1.50
36	iE	101	CLA	MG-NB	-2.56	2.00	2.05
33	RL	201	CYC	OB-C4B	2.56	1.28	1.23

Continued on next page...

Continued from previous page...

Mol	Chain	Res	Type	Atoms	Z	Observed(Å)	Ideal(Å)
33	wB	201	CYC	C2C-C1C	-2.56	1.49	1.52
36	HD	101	CLA	C3B-C4B	2.56	1.48	1.42
33	g9	202	CYC	C3D-C2D	2.56	1.45	1.38
33	gJ	202	CYC	C3D-C2D	2.56	1.45	1.38
33	iH	202	CYC	C3D-C2D	2.56	1.45	1.38
33	dA	201	CYC	C1B-NB	-2.56	1.33	1.37
33	fF	201	CYC	C4B-NB	-2.56	1.32	1.38
36	B1	611	CLA	C4B-NB	2.56	1.40	1.37
36	hD	102	CLA	MG-NB	-2.56	2.00	2.05
36	CE	508	CLA	CMB-C2B	-2.56	1.45	1.50
36	HE	101	CLA	MG-NB	-2.56	2.00	2.05
33	W4	201	CYC	OB-C4B	2.56	1.28	1.23
33	lI	201	CYC	C1B-NB	-2.56	1.33	1.37
36	CD	507	CLA	MG-NB	-2.56	2.00	2.05
33	vB	201	CYC	C4C-NC	-2.56	1.32	1.37
36	c1	503	CLA	CMC-C2C	-2.56	1.45	1.50
40	bE	620	LMT	O2'-C2'	-2.56	1.36	1.43
47	V1	201	HEM	C1D-ND	-2.56	1.33	1.38
33	OG	201	CYC	C4C-NC	-2.56	1.32	1.37
36	hE	102	CLA	MG-NB	-2.56	2.00	2.05
36	C1	504	CLA	C1B-C2B	2.56	1.49	1.43
36	DD	406	CLA	C4B-NB	2.56	1.40	1.37
33	Y4	201	CYC	OB-C4B	2.56	1.28	1.23
36	H1	101	CLA	MG-NB	-2.56	2.00	2.05
40	DD	413	LMT	O2'-C2'	-2.56	1.37	1.43
36	BE	606	CLA	C4B-NB	2.56	1.40	1.37
36	dD	405	CLA	C4B-NB	2.56	1.40	1.37
33	RG	201	CYC	OB-C4B	2.56	1.28	1.23
33	JL	201	CYC	C1B-NB	-2.56	1.33	1.37
33	g7	202	CYC	C1B-NB	-2.56	1.33	1.37
33	aB	201	CYC	C4D-C3D	2.56	1.48	1.42
36	iD	101	CLA	C3B-C4B	2.56	1.48	1.42
36	D1	404	CLA	CMC-C2C	-2.56	1.45	1.50
33	gI	301	CYC	C3D-C2D	2.56	1.45	1.38
33	iI	202	CYC	C3D-C2D	2.56	1.45	1.38
33	6G	201	CYC	C1B-NB	-2.55	1.33	1.37
33	QL	201	CYC	C4B-NB	-2.55	1.32	1.38
33	mK	201	CYC	OB-C4B	2.55	1.28	1.23
33	g3	202	CYC	C3D-C2D	2.55	1.45	1.38
33	jF	201	CYC	C1B-NB	-2.55	1.33	1.37
36	bD	603	CLA	C3B-C4B	2.55	1.48	1.42
45	a1	413	PHO	CBD-CGD	-2.55	1.49	1.52

Continued on next page...

Continued from previous page...

Mol	Chain	Res	Type	Atoms	Z	Observed(Å)	Ideal(Å)
36	dE	405	CLA	C4B-NB	2.55	1.40	1.37
36	b1	614	CLA	MG-NB	-2.55	2.00	2.05
33	VG	201	CYC	OB-C4B	2.55	1.28	1.23
33	rB	201	CYC	C4C-NC	-2.55	1.32	1.37
33	5L	201	CYC	C4D-ND	-2.55	1.33	1.37
33	eF	201	CYC	C4B-NB	-2.55	1.32	1.38
33	iA	202	CYC	C3D-C2D	2.55	1.45	1.38
33	d6	201	CYC	C1B-NB	-2.55	1.33	1.37
45	A1	412	PHO	CBD-CGD	-2.55	1.49	1.52
36	c1	513	CLA	MG-NB	-2.55	2.00	2.05
36	cE	513	CLA	MG-NB	-2.55	2.00	2.05
36	CE	511	CLA	CMD-C2D	-2.55	1.45	1.50
36	C1	507	CLA	MG-NB	-2.55	2.00	2.05
36	b1	609	CLA	MG-ND	-2.55	2.00	2.05
36	b1	607	CLA	CMD-C2D	-2.55	1.45	1.50
33	g8	202	CYC	C3D-C2D	2.55	1.45	1.38
33	WB	201	CYC	OB-C4B	2.55	1.28	1.23
33	d5	201	CYC	C1B-NB	-2.55	1.33	1.37
36	CD	511	CLA	C3B-C4B	2.55	1.48	1.42
36	C1	515	CLA	C3B-C4B	2.55	1.48	1.42
33	LF	201	CYC	C4A-C3A	2.55	1.51	1.45
36	D1	405	CLA	C4B-NB	2.55	1.40	1.37
36	bE	611	CLA	C4B-NB	2.55	1.40	1.37
40	BE	622	LMT	O3'-C3'	-2.55	1.37	1.43
40	B1	620	LMT	O3'-C3'	-2.55	1.37	1.43
33	3F	101	CYC	C4B-NB	-2.55	1.32	1.38
36	B1	605	CLA	CMD-C2D	-2.55	1.45	1.50
36	bD	606	CLA	CMB-C2B	-2.55	1.45	1.50
33	a4	201	CYC	C1B-C2B	2.55	1.49	1.45
36	BD	610	CLA	C4B-NB	2.55	1.40	1.37
40	a1	401	LMT	O3'-C3'	-2.55	1.37	1.43
40	i1	102	LMT	O2'-C2'	-2.55	1.37	1.43
36	BD	605	CLA	CMD-C2D	-2.55	1.45	1.50
33	gH	202	CYC	C3D-C2D	2.55	1.45	1.38
33	g3	202	CYC	C1B-NB	-2.55	1.33	1.37
33	OL	201	CYC	C4C-NC	-2.55	1.32	1.37
36	BD	607	CLA	MG-ND	-2.55	2.00	2.05
36	a1	405	CLA	MG-NB	-2.55	2.00	2.05
36	BD	601	CLA	C3B-C4B	2.55	1.48	1.42
33	iJ	202	CYC	C3D-C2D	2.55	1.45	1.38
36	C1	511	CLA	C3B-C4B	2.55	1.48	1.42
36	cD	503	CLA	C3B-C4B	2.55	1.48	1.42

Continued on next page...

Continued from previous page...

Mol	Chain	Res	Type	Atoms	Z	Observed(Å)	Ideal(Å)
36	cE	514	CLA	CMC-C2C	-2.55	1.45	1.50
36	CE	511	CLA	C3B-C4B	2.55	1.48	1.42
36	cE	507	CLA	MG-NB	-2.55	2.00	2.05
33	f8	201	CYC	C1B-NB	-2.55	1.33	1.37
33	6L	201	CYC	C1B-NB	-2.55	1.33	1.37
47	VE	201	HEM	C1D-ND	-2.55	1.33	1.38
33	k3	201	CYC	C1B-NB	-2.54	1.33	1.37
33	LK	201	CYC	C4A-C3A	2.54	1.51	1.45
36	A1	405	CLA	MG-ND	-2.54	2.00	2.05
40	bD	620	LMT	O2'-C2'	-2.54	1.37	1.43
33	IK	201	CYC	C4D-ND	-2.54	1.33	1.37
33	jK	201	CYC	C1B-NB	-2.54	1.33	1.37
47	vE	201	HEM	C1C-C2C	-2.54	1.40	1.45
33	4L	201	CYC	C2C-C1C	-2.54	1.49	1.52
36	CE	507	CLA	MG-NB	-2.54	2.00	2.05
36	cE	509	CLA	MG-NB	-2.54	2.00	2.05
33	g6	202	CYC	C1B-NB	-2.54	1.33	1.37
33	eK	201	CYC	C4B-NB	-2.54	1.32	1.38
36	bE	603	CLA	C3B-C4B	2.54	1.48	1.42
40	D1	412	LMT	O2'-C2'	-2.54	1.37	1.43
33	v4	201	CYC	C4C-NC	-2.54	1.32	1.37
36	BE	607	CLA	MG-ND	-2.54	2.00	2.05
33	i6	202	CYC	C3D-C2D	2.54	1.45	1.38
36	B1	612	CLA	C4B-NB	2.54	1.40	1.37
36	c1	512	CLA	MG-NB	-2.54	2.00	2.05
36	aD	404	CLA	MG-NB	-2.54	2.00	2.05
47	vD	201	HEM	C1C-C2C	-2.54	1.40	1.45
36	b1	603	CLA	CMD-C2D	-2.54	1.45	1.50
36	CE	504	CLA	C4B-NB	2.54	1.40	1.37
36	aE	405	CLA	C1B-NB	-2.54	1.34	1.37
36	bE	613	CLA	C4B-NB	2.54	1.40	1.37
33	d3	201	CYC	C1B-NB	-2.54	1.33	1.37
36	b1	603	CLA	C3B-C4B	2.54	1.48	1.42
33	g8	202	CYC	C1B-NB	-2.54	1.33	1.37
36	CE	506	CLA	C1D-ND	2.54	1.40	1.37
36	D1	404	CLA	C4B-NB	2.54	1.40	1.37
36	bD	609	CLA	MG-ND	-2.54	2.00	2.05
33	IF	201	CYC	C4D-ND	-2.54	1.33	1.37
33	fC	201	CYC	C1B-NB	-2.54	1.33	1.37
33	gI	301	CYC	C1B-NB	-2.54	1.33	1.37
33	Q4	201	CYC	C2C-C1C	-2.54	1.49	1.52
36	c1	514	CLA	CMC-C2C	-2.54	1.45	1.50

Continued on next page...

Continued from previous page...

Mol	Chain	Res	Type	Atoms	Z	Observed(Å)	Ideal(Å)
36	c1	502	CLA	C3B-C4B	2.54	1.48	1.42
47	v1	201	HEM	C1C-C2C	-2.54	1.40	1.45
33	3K	101	CYC	C2C-C1C	-2.54	1.49	1.52
33	X4	201	CYC	C1A-C2A	2.54	1.49	1.45
36	aE	404	CLA	MG-NB	-2.54	2.00	2.05
33	gA	301	CYC	C1B-NB	-2.54	1.33	1.37
33	gF	201	CYC	C4B-NB	-2.54	1.32	1.38
33	OB	201	CYC	C2C-C1C	-2.54	1.49	1.52
36	CE	515	CLA	C1B-C2B	2.54	1.49	1.43
36	D1	404	CLA	C1B-C2B	2.54	1.49	1.43
36	CE	504	CLA	MG-NB	-2.54	2.00	2.05
33	a4	201	CYC	C4D-C3D	2.54	1.48	1.42
33	C4	1001	CYC	C1B-NB	-2.54	1.33	1.37
36	cD	507	CLA	MG-NB	-2.53	2.00	2.05
36	cD	513	CLA	MG-NB	-2.53	2.00	2.05
36	bD	611	CLA	C4B-NB	2.53	1.40	1.37
33	g5	202	CYC	C3D-C2D	2.53	1.45	1.38
33	gK	201	CYC	C4B-NB	-2.53	1.32	1.38
33	B4	1002	CYC	C1B-NB	-2.53	1.33	1.37
33	gH	202	CYC	C1B-NB	-2.53	1.33	1.37
33	uB	201	CYC	OB-C4B	2.53	1.28	1.23
33	cF	201	CYC	C4D-ND	-2.53	1.33	1.37
36	bE	606	CLA	CMB-C2B	-2.53	1.45	1.50
36	c1	509	CLA	MG-NB	-2.53	2.00	2.05
33	YB	201	CYC	OB-C4B	2.53	1.28	1.23
33	OL	201	CYC	C3D-C2D	2.53	1.45	1.38
33	i2	202	CYC	C3D-C2D	2.53	1.45	1.38
36	BE	612	CLA	C4B-NB	2.53	1.40	1.37
36	dE	403	CLA	C4B-NB	2.53	1.40	1.37
33	3F	101	CYC	OB-C4B	2.53	1.28	1.23
36	BE	611	CLA	C4B-NB	2.53	1.40	1.37
36	bE	609	CLA	MG-ND	-2.53	2.00	2.05
36	bD	607	CLA	CMD-C2D	-2.53	1.45	1.50
33	nK	201	CYC	C4C-NC	-2.53	1.32	1.37
33	g7	202	CYC	C3D-C2D	2.53	1.45	1.38
33	g9	202	CYC	C1B-NB	-2.53	1.33	1.37
33	3K	101	CYC	C4B-NB	-2.53	1.32	1.38
36	cD	504	CLA	MG-ND	-2.53	2.00	2.05
36	C1	504	CLA	C4B-NB	2.53	1.40	1.37
36	dD	406	CLA	C4B-NB	2.53	1.40	1.37
33	g6	202	CYC	C3D-C2D	2.53	1.45	1.38
33	aB	201	CYC	C1B-C2B	2.53	1.49	1.45

Continued on next page...

Continued from previous page...

Mol	Chain	Res	Type	Atoms	Z	Observed(Å)	Ideal(Å)
36	b1	608	CLA	CMC-C2C	-2.53	1.45	1.50
36	bE	606	CLA	MG-NB	-2.53	2.00	2.05
36	DE	406	CLA	C4B-NB	2.53	1.40	1.37
36	BE	601	CLA	C3B-C4B	2.53	1.48	1.42
40	DE	413	LMT	O2'-C2'	-2.53	1.37	1.43
36	B1	603	CLA	MG-NB	-2.53	2.00	2.05
36	cE	512	CLA	MG-NB	-2.53	2.00	2.05
36	d1	405	CLA	C4B-NB	2.53	1.40	1.37
33	u4	201	CYC	OB-C4B	2.53	1.28	1.23
33	cK	201	CYC	C4D-ND	-2.53	1.33	1.37
33	gJ	202	CYC	C1B-NB	-2.53	1.33	1.37
33	d2	201	CYC	C1B-NB	-2.53	1.33	1.37
33	fA	201	CYC	C1B-NB	-2.53	1.33	1.37
36	bD	603	CLA	CMD-C2D	-2.53	1.45	1.50
33	f2	201	CYC	C1B-NB	-2.52	1.33	1.37
36	A1	404	CLA	MG-NB	-2.52	2.00	2.05
36	C1	514	CLA	C1B-C2B	2.52	1.49	1.43
36	AD	405	CLA	MG-ND	-2.52	2.00	2.05
36	b1	606	CLA	MG-NB	-2.52	2.00	2.05
33	r4	201	CYC	C4B-NB	-2.52	1.32	1.38
36	DD	405	CLA	C4B-NB	2.52	1.40	1.37
36	cD	514	CLA	CMC-C2C	-2.52	1.45	1.50
36	BE	610	CLA	C4B-NB	2.52	1.40	1.37
33	OG	201	CYC	C3D-C2D	2.52	1.45	1.38
33	XB	201	CYC	C1A-C2A	2.52	1.49	1.45
36	bE	608	CLA	CMC-C2C	-2.52	1.45	1.50
33	fJ	201	CYC	C1B-NB	-2.52	1.33	1.37
33	s4	201	CYC	C4C-NC	-2.52	1.32	1.37
36	B1	610	CLA	C4B-NB	2.52	1.40	1.37
33	BB	1002	CYC	OB-C4B	2.52	1.28	1.23
40	iD	103	LMT	O2'-C2'	-2.52	1.37	1.43
36	CD	515	CLA	C1B-C2B	2.52	1.49	1.43
36	CE	505	CLA	C1B-C2B	2.52	1.49	1.43
36	BE	605	CLA	CMD-C2D	-2.52	1.45	1.50
36	BE	605	CLA	C4B-NB	2.52	1.40	1.37
36	aD	405	CLA	C1B-NB	-2.52	1.34	1.37
33	fH	201	CYC	C1B-NB	-2.52	1.33	1.37
33	kF	201	CYC	OB-C4B	2.52	1.28	1.23
33	3K	101	CYC	OB-C4B	2.52	1.28	1.23
36	d1	403	CLA	C4B-NB	2.52	1.40	1.37
36	CD	511	CLA	MG-NB	-2.52	2.00	2.05
36	cD	514	CLA	MG-NB	-2.52	2.00	2.05

Continued on next page...

Continued from previous page...

Mol	Chain	Res	Type	Atoms	Z	Observed(Å)	Ideal(Å)
36	CD	506	CLA	C1D-ND	2.52	1.40	1.37
36	b1	613	CLA	C4B-NB	2.52	1.40	1.37
36	bD	613	CLA	C4B-NB	2.52	1.40	1.37
33	mF	201	CYC	OB-C4B	2.52	1.28	1.23
40	BD	622	LMT	O3'-C3'	-2.52	1.37	1.43
36	dD	403	CLA	C4B-NB	2.52	1.40	1.37
36	bE	612	CLA	C4B-NB	2.52	1.40	1.37
33	kK	201	CYC	C4C-NC	-2.52	1.32	1.37
45	aE	412	PHO	CBD-CGD	-2.52	1.49	1.52
36	B1	607	CLA	MG-ND	-2.52	2.00	2.05
33	B4	1002	CYC	OB-C4B	2.51	1.28	1.23
36	AD	404	CLA	MG-NB	-2.51	2.00	2.05
36	AE	405	CLA	MG-ND	-2.51	2.00	2.05
36	C1	504	CLA	MG-NB	-2.51	2.00	2.05
33	VL	201	CYC	OB-C4B	2.51	1.28	1.23
33	a4	201	CYC	OB-C4B	2.51	1.28	1.23
33	W4	201	CYC	C4C-NC	-2.51	1.32	1.37
33	WB	201	CYC	C4C-NC	-2.51	1.32	1.37
36	b1	606	CLA	CMB-C2B	-2.51	1.45	1.50
36	bE	607	CLA	CMD-C2D	-2.51	1.45	1.50
36	BD	610	CLA	MG-ND	-2.51	2.00	2.05
36	CD	514	CLA	C1B-C2B	2.51	1.49	1.43
37	AD	406	PL9	C6-C5	2.51	1.48	1.35
36	AE	404	CLA	MG-NB	-2.51	2.00	2.05
36	B1	601	CLA	C3B-C4B	2.51	1.48	1.42
33	P4	201	CYC	OB-C4B	2.51	1.28	1.23
37	A1	406	PL9	C6-C5	2.51	1.48	1.35
36	c1	503	CLA	MG-ND	-2.51	2.00	2.05
36	x1	101	CLA	C3B-C4B	2.51	1.48	1.42
36	bD	608	CLA	CMC-C2C	-2.51	1.45	1.50
37	AE	406	PL9	C6-C5	2.51	1.48	1.35
36	B1	608	CLA	C3B-C4B	2.51	1.48	1.42
36	B1	603	CLA	C4B-NB	2.51	1.40	1.37
36	BE	610	CLA	MG-ND	-2.51	2.00	2.05
36	cE	510	CLA	CMB-C2B	-2.51	1.45	1.50
40	iE	103	LMT	O2'-C2'	-2.51	1.37	1.43
36	C1	515	CLA	C1B-C2B	2.51	1.49	1.43
36	hE	102	CLA	C1B-C2B	2.51	1.49	1.43
43	BE	615	BCR	C30-C25	-2.51	1.50	1.53
33	BB	1002	CYC	C1B-NB	-2.51	1.33	1.37
36	hD	102	CLA	C1B-C2B	2.51	1.49	1.43
36	cD	509	CLA	MG-NB	-2.51	2.00	2.05

Continued on next page...

Continued from previous page...

Mol	Chain	Res	Type	Atoms	Z	Observed(Å)	Ideal(Å)
36	cD	510	CLA	CMB-C2B	-2.51	1.45	1.50
33	fI	201	CYC	C1B-NB	-2.51	1.33	1.37
36	CD	508	CLA	MG-NB	-2.51	2.00	2.05
36	B1	610	CLA	MG-ND	-2.51	2.00	2.05
33	NG	201	CYC	C2C-C1C	-2.51	1.49	1.52
36	BE	608	CLA	C3B-C4B	2.51	1.48	1.42
33	kF	201	CYC	C4C-NC	-2.51	1.32	1.37
36	dD	405	CLA	C1B-C2B	2.51	1.49	1.43
36	CE	508	CLA	C3B-C4B	2.51	1.48	1.42
36	C1	508	CLA	C3B-C4B	2.51	1.48	1.42
33	f3	201	CYC	C1B-NB	-2.51	1.33	1.37
36	d1	405	CLA	C1B-C2B	2.51	1.49	1.43
36	c1	507	CLA	MG-NB	-2.51	2.00	2.05
33	T4	201	CYC	OB-C4B	2.51	1.28	1.23
36	C1	506	CLA	C1D-ND	2.51	1.40	1.37
36	b1	607	CLA	MG-NB	-2.50	2.00	2.05
36	a1	405	CLA	C4B-NB	2.50	1.40	1.37
36	CD	512	CLA	CMD-C2D	-2.50	1.45	1.50
36	CE	508	CLA	MG-NB	-2.50	2.00	2.05
36	cD	512	CLA	MG-NB	-2.50	2.00	2.05
33	eK	201	CYC	C1B-C2B	2.50	1.49	1.45
33	nF	201	CYC	C4C-NC	-2.50	1.32	1.37
36	BD	603	CLA	MG-NB	-2.50	2.00	2.05
33	ZB	201	CYC	C1B-NB	-2.50	1.33	1.37
36	BD	606	CLA	CMC-C2C	-2.50	1.45	1.50
36	CE	513	CLA	MG-NB	-2.50	2.00	2.05
36	BD	612	CLA	C4B-NB	2.50	1.40	1.37
40	BE	619	LMT	O3'-C3'	-2.50	1.37	1.43
33	f5	201	CYC	C1B-NB	-2.50	1.33	1.37
36	dE	405	CLA	C1B-C2B	2.50	1.49	1.43
36	B1	606	CLA	CMC-C2C	-2.50	1.45	1.50
36	cD	506	CLA	C3B-C4B	2.50	1.48	1.42
36	CD	505	CLA	C1B-C2B	2.50	1.49	1.43
33	v4	201	CYC	C1B-NB	-2.50	1.33	1.37
33	hJ	201	CYC	C1B-NB	-2.50	1.33	1.37
36	CD	504	CLA	MG-NB	-2.50	2.00	2.05
36	DD	405	CLA	C1B-C2B	2.50	1.49	1.43
36	dE	406	CLA	C4B-NB	2.50	1.40	1.37
33	g2	202	CYC	C1B-NB	-2.50	1.33	1.37
36	CD	515	CLA	MG-NB	-2.50	2.00	2.05
36	bD	606	CLA	MG-NB	-2.50	2.00	2.05
33	2L	201	CYC	C4C-NC	-2.50	1.32	1.37

Continued on next page...

Continued from previous page...

Mol	Chain	Res	Type	Atoms	Z	Observed(Å)	Ideal(Å)
36	HE	101	CLA	C1B-C2B	2.50	1.49	1.43
36	DE	405	CLA	C1B-C2B	2.50	1.49	1.43
33	aK	201	CYC	C1B-C2B	2.50	1.49	1.45
33	4L	201	CYC	CHA-C4D	2.50	1.46	1.40
36	CE	515	CLA	MG-NB	-2.50	2.00	2.05
33	4G	201	CYC	CHA-C4D	2.50	1.46	1.40
33	aB	201	CYC	OB-C4B	2.50	1.28	1.23
36	bE	603	CLA	CMD-C2D	-2.50	1.45	1.50
33	nF	201	CYC	C1B-NB	-2.50	1.33	1.37
36	C1	505	CLA	C1B-C2B	2.50	1.49	1.43
36	d1	403	CLA	C3B-C4B	2.50	1.48	1.42
36	CD	513	CLA	MG-NB	-2.49	2.00	2.05
36	BE	606	CLA	CMC-C2C	-2.49	1.45	1.50
33	Z4	201	CYC	C1B-NB	-2.49	1.33	1.37
36	b1	611	CLA	MG-ND	-2.49	2.00	2.05
36	dD	403	CLA	C3B-C4B	2.49	1.48	1.42
36	C1	513	CLA	MG-NB	-2.49	2.00	2.05
36	cE	514	CLA	MG-NB	-2.49	2.00	2.05
36	d1	406	CLA	C4B-NB	2.49	1.40	1.37
33	sB	201	CYC	C4C-NC	-2.49	1.32	1.37
36	XD	101	CLA	C3B-C4B	2.49	1.48	1.42
36	h1	102	CLA	C1B-C2B	2.49	1.49	1.43
36	c1	514	CLA	MG-NB	-2.49	2.00	2.05
36	BD	608	CLA	C3B-C4B	2.49	1.48	1.42
33	jJ	201	CYC	C1B-NB	-2.49	1.33	1.37
33	PB	201	CYC	OB-C4B	2.49	1.28	1.23
33	nK	201	CYC	OB-C4B	2.49	1.28	1.23
36	CD	504	CLA	C4B-NB	2.49	1.40	1.37
36	bE	605	CLA	C4B-NB	2.49	1.40	1.37
36	bE	611	CLA	MG-ND	-2.49	2.00	2.05
33	nF	202	CYC	OB-C4B	2.49	1.28	1.23
36	b1	611	CLA	C4B-NB	2.49	1.40	1.37
36	c1	505	CLA	C3B-C4B	2.49	1.48	1.42
36	HD	101	CLA	C1B-C2B	2.49	1.49	1.43
33	f6	201	CYC	C1B-NB	-2.49	1.33	1.37
36	b1	613	CLA	CMB-C2B	-2.49	1.45	1.50
36	c1	510	CLA	CMB-C2B	-2.49	1.45	1.50
33	XF	201	CYC	C4C-NC	-2.49	1.32	1.37
36	CE	512	CLA	CMD-C2D	-2.49	1.45	1.50
33	PG	201	CYC	C3D-C2D	2.49	1.45	1.38
36	a1	406	CLA	C1B-NB	-2.49	1.34	1.37
33	eF	201	CYC	C1B-C2B	2.49	1.49	1.45

Continued on next page...

Continued from previous page...

Mol	Chain	Res	Type	Atoms	Z	Observed(Å)	Ideal(Å)
33	cK	201	CYC	C4B-NB	-2.49	1.32	1.38
36	b1	606	CLA	C4B-NB	2.49	1.40	1.37
36	bD	606	CLA	C4B-NB	2.49	1.40	1.37
33	C4	1001	CYC	OB-C4B	2.49	1.28	1.23
33	jA	201	CYC	C1B-NB	-2.49	1.33	1.37
33	cF	201	CYC	C4B-NB	-2.49	1.32	1.38
36	bE	606	CLA	C1B-C2B	2.49	1.49	1.43
36	aE	405	CLA	MG-ND	-2.48	2.00	2.05
36	CE	504	CLA	CMC-C2C	-2.48	1.45	1.50
33	LF	201	CYC	C4D-C3D	2.48	1.48	1.42
33	h8	201	CYC	OB-C4B	2.48	1.28	1.23
36	bD	607	CLA	MG-NB	-2.48	2.00	2.05
36	CD	508	CLA	C3B-C4B	2.48	1.48	1.42
40	B1	623	LMT	O3'-C3'	-2.48	1.37	1.43
33	aF	201	CYC	C1B-C2B	2.48	1.49	1.45
36	C1	511	CLA	MG-NB	-2.48	2.00	2.05
33	nF	201	CYC	OB-C4B	2.48	1.28	1.23
33	c2	201	CYC	C4A-C3A	2.48	1.51	1.45
40	B1	619	LMT	O3'-C3'	-2.48	1.37	1.43
33	h8	201	CYC	C1B-NB	-2.48	1.33	1.37
33	f9	201	CYC	C1B-NB	-2.48	1.33	1.37
36	BD	603	CLA	C4B-NB	2.48	1.40	1.37
33	g5	202	CYC	C1B-NB	-2.48	1.33	1.37
33	O4	201	CYC	C2C-C1C	-2.48	1.49	1.52
36	XE	101	CLA	C3B-C4B	2.48	1.48	1.42
36	bD	611	CLA	MG-ND	-2.48	2.00	2.05
36	bE	603	CLA	MG-NB	-2.48	2.00	2.05
33	jI	201	CYC	C1B-NB	-2.48	1.33	1.37
33	ZB	201	CYC	C4C-NC	-2.48	1.32	1.37
33	XK	201	CYC	C4C-NC	-2.48	1.32	1.37
33	eK	201	CYC	OB-C4B	2.48	1.28	1.23
33	cI	201	CYC	C4A-C3A	2.48	1.51	1.45
36	CE	514	CLA	C1B-C2B	2.48	1.49	1.43
33	rB	201	CYC	C4B-NB	-2.48	1.32	1.38
33	LG	201	CYC	CHA-C4D	2.48	1.46	1.40
33	R4	201	CYC	CHA-C4D	2.48	1.46	1.40
40	BE	622	LMT	C3'-C2'	2.48	1.58	1.52
40	BD	619	LMT	O3'-C3'	-2.48	1.37	1.43
40	D1	411	LMT	O2'-C2'	-2.48	1.37	1.43
36	B1	605	CLA	C4B-NB	2.48	1.40	1.37
36	aD	405	CLA	MG-ND	-2.48	2.00	2.05
33	2G	201	CYC	C4C-NC	-2.48	1.32	1.37

Continued on next page...

Continued from previous page...

Mol	Chain	Res	Type	Atoms	Z	Observed(Å)	Ideal(Å)
40	DD	412	LMT	O2'-C2'	-2.48	1.37	1.43
40	AE	412	LMT	O2B-C2B	-2.48	1.37	1.43
36	BD	611	CLA	C4B-NB	2.48	1.40	1.37
36	CE	511	CLA	MG-NB	-2.48	2.00	2.05
36	C1	515	CLA	MG-NB	-2.48	2.00	2.05
43	BD	615	BCR	C30-C25	-2.48	1.50	1.53
36	b1	605	CLA	C4B-NB	2.48	1.40	1.37
33	hI	201	CYC	C1B-NB	-2.48	1.33	1.37
33	7G	201	CYC	CHD-C4C	-2.48	1.32	1.36
36	xD	101	CLA	C3B-C4B	2.48	1.48	1.42
36	BE	603	CLA	MG-NB	-2.48	2.00	2.05
33	h2	201	CYC	C1B-NB	-2.47	1.33	1.37
33	PL	201	CYC	C3D-C2D	2.47	1.45	1.38
36	dE	403	CLA	C3B-C4B	2.47	1.48	1.42
36	a1	406	CLA	MG-ND	-2.47	2.00	2.05
36	bD	605	CLA	MG-NB	-2.47	2.00	2.05
33	c6	201	CYC	C4A-C3A	2.47	1.51	1.45
33	kK	201	CYC	OB-C4B	2.47	1.28	1.23
33	jC	201	CYC	C1B-NB	-2.47	1.33	1.37
36	BE	605	CLA	MG-NB	-2.47	2.00	2.05
33	B4	1002	CYC	C4C-NC	-2.47	1.32	1.37
33	j9	201	CYC	C1B-NB	-2.47	1.33	1.37
36	cE	514	CLA	C1B-NB	-2.47	1.34	1.37
40	a1	401	LMT	C3'-C2'	2.47	1.58	1.52
36	BE	601	CLA	CMD-C2D	-2.47	1.45	1.50
33	h9	201	CYC	C1B-NB	-2.47	1.33	1.37
36	bE	607	CLA	MG-NB	-2.47	2.00	2.05
33	cA	201	CYC	C4A-C3A	2.47	1.51	1.45
33	j7	201	CYC	C1B-NB	-2.47	1.33	1.37
33	LL	201	CYC	CHA-C4D	2.47	1.46	1.40
36	B1	604	CLA	C1B-C2B	2.47	1.49	1.43
36	c1	514	CLA	C1B-NB	-2.47	1.34	1.37
36	BD	601	CLA	CMD-C2D	-2.47	1.45	1.50
36	BD	605	CLA	MG-NB	-2.47	2.00	2.05
33	cC	201	CYC	C4A-C3A	2.47	1.51	1.45
33	j8	201	CYC	C1B-NB	-2.47	1.33	1.37
36	xE	101	CLA	C3B-C4B	2.47	1.48	1.42
36	c1	509	CLA	C1B-C2B	2.47	1.49	1.43
36	CE	503	CLA	CMD-C2D	-2.47	1.45	1.50
33	Z4	201	CYC	C4C-NC	-2.47	1.32	1.37
36	DE	405	CLA	C4B-NB	2.47	1.40	1.37
33	X4	201	CYC	C4C-NC	-2.47	1.32	1.37

Continued on next page...

Continued from previous page...

Mol	Chain	Res	Type	Atoms	Z	Observed(Å)	Ideal(Å)
36	H1	101	CLA	C1B-C2B	2.47	1.49	1.43
36	BE	601	CLA	MG-NB	-2.47	2.00	2.05
33	j5	201	CYC	C1B-NB	-2.47	1.33	1.37
36	CD	503	CLA	CMD-C2D	-2.47	1.45	1.50
36	B1	612	CLA	CMC-C2C	-2.47	1.45	1.50
36	bE	613	CLA	CMC-C2C	-2.47	1.45	1.50
36	BD	601	CLA	MG-NB	-2.47	2.00	2.05
33	r4	201	CYC	C4D-ND	-2.47	1.33	1.37
33	h7	201	CYC	C1B-NB	-2.47	1.33	1.37
36	B1	601	CLA	MG-NB	-2.47	2.00	2.05
36	AE	404	CLA	MG-ND	-2.47	2.00	2.05
33	cJ	201	CYC	C4A-C3A	2.47	1.51	1.45
36	C1	512	CLA	CMD-C2D	-2.47	1.45	1.50
33	vB	201	CYC	C1B-NB	-2.47	1.33	1.37
33	hC	201	CYC	C1B-NB	-2.47	1.33	1.37
33	WB	201	CYC	CMC-C2C	2.47	1.58	1.53
36	CD	510	CLA	MG-NB	-2.47	2.00	2.05
36	CE	510	CLA	MG-NB	-2.47	2.00	2.05
36	B1	605	CLA	C3B-C4B	2.47	1.48	1.42
33	BB	1002	CYC	C4C-NC	-2.47	1.32	1.37
36	cD	508	CLA	C1B-NB	-2.47	1.34	1.37
33	hH	201	CYC	C1B-NB	-2.47	1.33	1.37
33	jH	201	CYC	C1B-NB	-2.47	1.33	1.37
36	bD	613	CLA	CMB-C2B	-2.46	1.45	1.50
36	c1	503	CLA	CHC-C4B	-2.46	1.33	1.39
36	B1	605	CLA	MG-NB	-2.46	2.00	2.05
36	bE	605	CLA	MG-NB	-2.46	2.00	2.05
33	JK	201	CYC	OB-C4B	2.46	1.28	1.23
40	DE	412	LMT	O2'-C2'	-2.46	1.37	1.43
36	bD	606	CLA	C1B-C2B	2.46	1.49	1.43
33	h5	201	CYC	OB-C4B	2.46	1.28	1.23
36	bD	605	CLA	C4B-NB	2.46	1.40	1.37
36	X1	101	CLA	C3B-C4B	2.46	1.48	1.42
33	hA	201	CYC	OB-C4B	2.46	1.28	1.23
33	XB	201	CYC	C4C-NC	-2.46	1.32	1.37
33	nK	202	CYC	OB-C4B	2.46	1.28	1.23
36	CD	504	CLA	CMC-C2C	-2.46	1.45	1.50
36	cE	506	CLA	C3B-C4B	2.46	1.48	1.42
40	bE	620	LMT	O3'-C3'	-2.46	1.37	1.43
33	hJ	201	CYC	OB-C4B	2.46	1.28	1.23
33	h3	201	CYC	C1B-NB	-2.46	1.33	1.37
33	nK	201	CYC	C1B-NB	-2.46	1.33	1.37

Continued on next page...

Continued from previous page...

Mol	Chain	Res	Type	Atoms	Z	Observed(Å)	Ideal(Å)
33	j6	201	CYC	C1B-NB	-2.46	1.33	1.37
33	TB	201	CYC	OB-C4B	2.46	1.28	1.23
33	eF	201	CYC	OB-C4B	2.46	1.28	1.23
40	b1	620	LMT	O3'-C3'	-2.46	1.37	1.43
40	BD	622	LMT	C3'-C2'	2.46	1.58	1.52
33	7L	201	CYC	CHD-C4C	-2.46	1.32	1.36
36	C1	503	CLA	CMD-C2D	-2.46	1.45	1.50
33	JF	201	CYC	OB-C4B	2.46	1.28	1.23
33	h9	201	CYC	OB-C4B	2.46	1.28	1.23
36	b1	605	CLA	MG-NB	-2.46	2.00	2.05
36	C1	504	CLA	CMC-C2C	-2.46	1.45	1.50
36	B1	602	CLA	C3B-C4B	2.46	1.48	1.42
36	BD	604	CLA	C4B-NB	2.46	1.40	1.37
33	b7	201	CYC	OB-C4B	2.46	1.28	1.23
36	HE	103	CLA	CMD-C2D	-2.46	1.45	1.50
36	BD	602	CLA	C3B-C4B	2.46	1.48	1.42
36	BE	602	CLA	C3B-C4B	2.46	1.48	1.42
33	CB	1001	CYC	C4C-NC	-2.46	1.32	1.37
33	RB	201	CYC	CHA-C4D	2.46	1.46	1.40
36	BD	604	CLA	MG-NB	-2.46	2.00	2.05
36	hD	101	CLA	CMD-C2D	-2.46	1.45	1.50
33	ZB	201	CYC	C4B-NB	-2.46	1.32	1.38
43	B1	615	BCR	C30-C25	-2.46	1.50	1.53
36	h1	101	CLA	CMD-C2D	-2.46	1.45	1.50
40	BD	623	LMT	O3'-C3'	-2.46	1.37	1.43
40	jE	101	LMT	O2B-C2B	-2.46	1.37	1.43
33	CB	1001	CYC	OB-C4B	2.46	1.28	1.23
33	b8	201	CYC	OB-C4B	2.46	1.28	1.23
33	hA	201	CYC	C1B-NB	-2.46	1.33	1.37
33	C4	1001	CYC	C4C-NC	-2.45	1.32	1.37
36	BD	606	CLA	C1B-NB	-2.45	1.34	1.37
33	rB	201	CYC	C4D-ND	-2.45	1.33	1.37
33	cH	201	CYC	C4A-C3A	2.45	1.51	1.45
36	cE	512	CLA	C1B-NB	-2.45	1.34	1.37
33	X4	201	CYC	OB-C4B	2.45	1.28	1.23
36	bE	613	CLA	CMB-C2B	-2.45	1.45	1.50
40	bD	620	LMT	O3'-C3'	-2.45	1.37	1.43
36	BD	604	CLA	C1B-C2B	2.45	1.49	1.43
36	BD	605	CLA	C3B-C4B	2.45	1.48	1.42
33	h6	201	CYC	C1B-NB	-2.45	1.33	1.37
36	cD	504	CLA	CHC-C4B	-2.45	1.33	1.39
36	BE	603	CLA	C4B-NB	2.45	1.40	1.37

Continued on next page...

Continued from previous page...

Mol	Chain	Res	Type	Atoms	Z	Observed(Å)	Ideal(Å)
36	BE	604	CLA	C4B-NB	2.45	1.40	1.37
36	bE	606	CLA	C4B-NB	2.45	1.40	1.37
36	bD	603	CLA	MG-NB	-2.45	2.00	2.05
36	BD	612	CLA	CMB-C2B	-2.45	1.45	1.50
36	B1	601	CLA	CMD-C2D	-2.45	1.45	1.50
33	hI	201	CYC	OB-C4B	2.45	1.28	1.23
33	c8	201	CYC	C4A-C3A	2.45	1.51	1.45
40	AD	412	LMT	O2B-C2B	-2.45	1.37	1.43
40	jD	101	LMT	O2B-C2B	-2.45	1.37	1.43
36	B1	606	CLA	C1B-NB	-2.45	1.34	1.37
33	gF	201	CYC	C1D-ND	-2.45	1.33	1.37
36	BE	604	CLA	C1B-C2B	2.45	1.49	1.43
36	cE	504	CLA	CHC-C4B	-2.45	1.33	1.39
36	C1	514	CLA	C3B-C4B	2.45	1.48	1.42
36	c1	512	CLA	C1B-NB	-2.45	1.34	1.37
36	c1	506	CLA	CMB-C2B	-2.45	1.45	1.50
40	d1	412	LMT	O2'-C2'	-2.45	1.37	1.43
40	j1	101	LMT	O2B-C2B	-2.45	1.37	1.43
36	C1	510	CLA	MG-NB	-2.45	2.00	2.05
40	B1	623	LMT	O1'-C1'	-2.45	1.36	1.40
40	BE	623	LMT	O1'-C1'	-2.45	1.36	1.40
33	XK	201	CYC	OB-C4B	2.45	1.28	1.23
33	h2	201	CYC	OB-C4B	2.45	1.28	1.23
33	LK	201	CYC	C4D-C3D	2.45	1.48	1.42
36	AE	405	CLA	C1B-NB	-2.45	1.34	1.37
33	W4	201	CYC	CMC-C2C	2.45	1.58	1.53
36	b1	606	CLA	C1B-C2B	2.45	1.49	1.43
36	AD	404	CLA	MG-ND	-2.45	2.00	2.05
36	AD	405	CLA	CMB-C2B	-2.44	1.45	1.50
33	h5	201	CYC	C1B-NB	-2.44	1.33	1.37
36	B1	604	CLA	MG-NB	-2.44	2.00	2.05
33	hH	201	CYC	OB-C4B	2.44	1.28	1.23
40	b1	601	LMT	O2B-C2B	-2.44	1.37	1.43
36	iD	101	CLA	CMB-C2B	-2.44	1.45	1.50
33	c3	201	CYC	C4A-C3A	2.44	1.51	1.45
40	BD	623	LMT	O1'-C1'	-2.44	1.36	1.40
33	l6	201	CYC	OB-C4B	2.44	1.28	1.23
36	BE	612	CLA	CMB-C2B	-2.44	1.45	1.50
36	b1	603	CLA	MG-NB	-2.44	2.00	2.05
33	c7	201	CYC	C4A-C3A	2.44	1.51	1.45
36	cE	509	CLA	C1B-C2B	2.44	1.49	1.43
33	l8	201	CYC	OB-C4B	2.44	1.28	1.23

Continued on next page...

Continued from previous page...

Mol	Chain	Res	Type	Atoms	Z	Observed(Å)	Ideal(Å)
36	bD	608	CLA	C1B-NB	-2.44	1.34	1.37
33	j2	201	CYC	C1B-NB	-2.44	1.33	1.37
33	c5	201	CYC	C4A-C3A	2.44	1.51	1.45
36	B1	612	CLA	CMB-C2B	-2.44	1.45	1.50
36	AE	405	CLA	CMB-C2B	-2.44	1.45	1.50
36	ID	101	CLA	C4B-NB	2.44	1.40	1.37
36	IE	101	CLA	C4B-NB	2.44	1.40	1.37
36	cD	514	CLA	C1B-NB	-2.44	1.34	1.37
33	Z4	201	CYC	C4B-NB	-2.44	1.32	1.38
40	BE	623	LMT	O3'-C3'	-2.44	1.37	1.43
36	C1	508	CLA	MG-NB	-2.44	2.01	2.05
36	BD	605	CLA	C4B-NB	2.44	1.40	1.37
33	c9	201	CYC	C4A-C3A	2.44	1.51	1.45
36	hD	102	CLA	CMC-C2C	-2.44	1.45	1.50
33	h3	201	CYC	OB-C4B	2.44	1.28	1.23
40	A1	413	LMT	O2B-C2B	-2.44	1.37	1.43
36	A1	405	CLA	CMB-C2B	-2.44	1.45	1.50
36	BD	612	CLA	CMC-C2C	-2.44	1.45	1.50
33	XF	201	CYC	OB-C4B	2.44	1.28	1.23
33	h7	201	CYC	OB-C4B	2.44	1.28	1.23
36	cD	509	CLA	C1B-C2B	2.43	1.49	1.43
36	bD	613	CLA	CMC-C2C	-2.43	1.45	1.50
40	dD	412	LMT	O2'-C2'	-2.43	1.37	1.43
36	cD	504	CLA	C4B-NB	2.43	1.40	1.37
36	aE	404	CLA	C4B-NB	2.43	1.40	1.37
36	XE	101	CLA	C1B-C2B	2.43	1.49	1.43
33	b9	201	CYC	OB-C4B	2.43	1.28	1.23
36	A1	404	CLA	MG-ND	-2.43	2.01	2.05
36	hE	101	CLA	CMD-C2D	-2.43	1.45	1.50
33	RL	201	CYC	C1B-NB	-2.43	1.33	1.37
36	b1	613	CLA	CMC-C2C	-2.43	1.45	1.50
36	iE	101	CLA	CMB-C2B	-2.43	1.45	1.50
36	I1	101	CLA	C4B-NB	2.43	1.40	1.37
36	bE	608	CLA	C1B-NB	-2.43	1.34	1.37
36	aD	404	CLA	C4B-NB	2.43	1.40	1.37
36	X1	101	CLA	C1B-C2B	2.43	1.49	1.43
36	AD	405	CLA	C1B-NB	-2.43	1.34	1.37
33	lJ	201	CYC	OB-C4B	2.43	1.28	1.23
33	T4	201	CYC	C1B-NB	-2.43	1.33	1.37
33	R4	201	CYC	C4B-NB	-2.43	1.32	1.38
36	a1	407	CLA	C1B-NB	-2.43	1.34	1.37
36	cD	512	CLA	C1B-NB	-2.43	1.34	1.37

Continued on next page...

Continued from previous page...

Mol	Chain	Res	Type	Atoms	Z	Observed(Å)	Ideal(Å)
33	j3	201	CYC	C1B-NB	-2.43	1.33	1.37
40	dE	412	LMT	O2'-C2'	-2.43	1.37	1.43
33	jA	201	CYC	OB-C4B	2.43	1.28	1.23
36	BE	606	CLA	C1B-NB	-2.43	1.34	1.37
33	QL	201	CYC	C1D-ND	-2.43	1.33	1.37
36	bE	604	CLA	C4B-NB	2.43	1.40	1.37
40	bE	601	LMT	O2B-C2B	-2.43	1.37	1.43
33	BB	1001	CYC	C1B-NB	-2.43	1.33	1.37
36	HD	103	CLA	CMD-C2D	-2.43	1.45	1.50
36	c1	505	CLA	CMB-C2B	-2.43	1.45	1.50
43	b1	616	BCR	C30-C25	-2.43	1.50	1.53
33	gK	201	CYC	C1D-ND	-2.43	1.33	1.37
36	BE	612	CLA	CMC-C2C	-2.43	1.45	1.50
36	H1	103	CLA	CMD-C2D	-2.43	1.45	1.50
33	h6	201	CYC	OB-C4B	2.43	1.28	1.23
36	cE	508	CLA	C1B-C2B	2.43	1.49	1.43
33	Y4	201	CYC	C4C-NC	-2.43	1.32	1.37
36	cE	508	CLA	C1B-NB	-2.43	1.34	1.37
33	RB	201	CYC	C4B-NB	-2.43	1.32	1.38
36	BE	605	CLA	C3B-C4B	2.43	1.48	1.42
36	B1	608	CLA	C4B-NB	2.42	1.40	1.37
36	CE	512	CLA	C3B-C4B	2.42	1.48	1.42
33	q4	201	CYC	C2C-C1C	-2.42	1.49	1.52
33	JL	201	CYC	C1B-C2B	2.42	1.49	1.45
33	9F	201	CYC	CHA-C4D	2.42	1.46	1.40
33	RB	201	CYC	C4D-ND	-2.42	1.33	1.37
36	BE	604	CLA	MG-NB	-2.42	2.01	2.05
36	H1	101	CLA	CMC-C2C	-2.42	1.45	1.50
36	CD	514	CLA	C3B-C4B	2.42	1.48	1.42
33	lA	201	CYC	OB-C4B	2.42	1.28	1.23
33	lH	201	CYC	OB-C4B	2.42	1.28	1.23
33	QG	201	CYC	C1D-ND	-2.42	1.33	1.37
36	BE	613	CLA	C3B-C4B	2.42	1.48	1.42
36	h1	101	CLA	C1B-C2B	2.42	1.49	1.43
36	c1	511	CLA	CMC-C2C	-2.42	1.45	1.50
36	cD	513	CLA	C3B-C4B	2.42	1.48	1.42
33	b6	201	CYC	OB-C4B	2.42	1.28	1.23
36	H1	103	CLA	C1B-C2B	2.42	1.48	1.43
33	b2	201	CYC	OB-C4B	2.42	1.28	1.23
33	j6	201	CYC	OB-C4B	2.42	1.28	1.23
36	CE	514	CLA	C3B-C4B	2.42	1.48	1.42
36	cD	511	CLA	CMC-C2C	-2.42	1.45	1.50

Continued on next page...

Continued from previous page...

Mol	Chain	Res	Type	Atoms	Z	Observed(Å)	Ideal(Å)
33	XB	201	CYC	OB-C4B	2.42	1.28	1.23
33	6G	201	CYC	OB-C4B	2.42	1.28	1.23
33	hC	201	CYC	OB-C4B	2.42	1.28	1.23
33	TB	201	CYC	C1B-NB	-2.42	1.33	1.37
36	h1	102	CLA	CMC-C2C	-2.41	1.45	1.50
36	cD	506	CLA	CMB-C2B	-2.41	1.45	1.50
36	cE	506	CLA	CMB-C2B	-2.41	1.45	1.50
36	aD	406	CLA	C1B-NB	-2.41	1.34	1.37
33	AL	201	CYC	C2C-C1C	-2.41	1.49	1.52
36	CD	512	CLA	C3B-C4B	2.41	1.48	1.42
33	aK	201	CYC	OB-C4B	2.41	1.28	1.23
36	cE	513	CLA	C3B-C4B	2.41	1.48	1.42
36	XD	101	CLA	C1B-C2B	2.41	1.48	1.43
33	i8	202	CYC	C4A-C3A	2.41	1.51	1.45
36	c1	513	CLA	C3B-C4B	2.41	1.48	1.42
33	9K	201	CYC	CHA-C4D	2.41	1.46	1.40
43	bD	616	BCR	C30-C25	-2.41	1.50	1.53
33	j8	201	CYC	OB-C4B	2.41	1.28	1.23
40	bD	601	LMT	O2B-C2B	-2.41	1.37	1.43
33	l2	201	CYC	OB-C4B	2.41	1.28	1.23
33	bC	201	CYC	OB-C4B	2.41	1.28	1.23
47	fE	101	HEM	C4A-NA	-2.41	1.35	1.39
36	ID	101	CLA	C1B-NB	-2.41	1.34	1.37
36	I1	101	CLA	C1B-NB	-2.41	1.34	1.37
33	l5	201	CYC	OB-C4B	2.41	1.28	1.23
33	bH	201	CYC	OB-C4B	2.41	1.28	1.23
36	aE	404	CLA	MG-ND	-2.41	2.01	2.05
36	bD	604	CLA	C4B-NB	2.41	1.40	1.37
36	cE	509	CLA	C4B-NB	2.41	1.40	1.37
36	HD	101	CLA	CMC-C2C	-2.41	1.45	1.50
36	cE	512	CLA	CMD-C2D	-2.41	1.45	1.50
33	SG	201	CYC	OB-C4B	2.41	1.28	1.23
36	aD	405	CLA	CMB-C2B	-2.41	1.45	1.50
36	cE	511	CLA	CMC-C2C	-2.41	1.45	1.50
36	b1	608	CLA	C1B-NB	-2.41	1.34	1.37
33	BB	1001	CYC	C4D-C3D	2.41	1.48	1.42
36	hD	101	CLA	C1B-C2B	2.41	1.48	1.43
33	lI	201	CYC	OB-C4B	2.41	1.28	1.23
33	RG	201	CYC	C1B-NB	-2.41	1.33	1.37
36	bD	607	CLA	C3B-C4B	2.41	1.48	1.42
36	dE	405	CLA	MG-NB	-2.41	2.01	2.05
36	HE	103	CLA	C1B-C2B	2.41	1.48	1.43

Continued on next page...

Continued from previous page...

Mol	Chain	Res	Type	Atoms	Z	Observed(Å)	Ideal(Å)
33	B4	1001	CYC	C4D-C3D	2.41	1.48	1.42
33	B4	1001	CYC	C1B-NB	-2.40	1.33	1.37
33	j9	201	CYC	OB-C4B	2.40	1.28	1.23
36	bD	612	CLA	CMC-C2C	-2.40	1.45	1.50
33	f7	201	CYC	OB-C4B	2.40	1.28	1.23
33	gC	301	CYC	C4A-C3A	2.40	1.51	1.45
33	AL	201	CYC	C1B-NB	-2.40	1.33	1.37
33	S4	201	CYC	C2C-C1C	-2.40	1.49	1.52
33	R4	201	CYC	C4D-ND	-2.40	1.33	1.37
33	j5	201	CYC	OB-C4B	2.40	1.28	1.23
36	cD	508	CLA	C1B-C2B	2.40	1.48	1.43
36	IE	101	CLA	C1B-NB	-2.40	1.34	1.37
36	bE	607	CLA	C3B-C4B	2.40	1.48	1.42
36	CE	513	CLA	C1B-C2B	2.40	1.48	1.43
33	MF	201	CYC	OB-C4B	2.40	1.28	1.23
33	bI	201	CYC	OB-C4B	2.40	1.28	1.23
36	HD	103	CLA	C1B-C2B	2.40	1.48	1.43
36	aD	404	CLA	MG-ND	-2.40	2.01	2.05
33	j3	201	CYC	OB-C4B	2.40	1.28	1.23
36	HE	101	CLA	CMC-C2C	-2.40	1.45	1.50
36	B1	604	CLA	CMD-C2D	-2.40	1.45	1.50
33	f7	201	CYC	C4C-NC	-2.40	1.32	1.37
33	gH	202	CYC	C4A-C3A	2.40	1.51	1.45
36	C1	512	CLA	C3B-C4B	2.40	1.48	1.42
36	aE	405	CLA	CMD-C2D	-2.40	1.45	1.50
33	l7	201	CYC	OB-C4B	2.40	1.28	1.23
33	aF	201	CYC	OB-C4B	2.40	1.28	1.23
40	d1	413	LMT	O2'-C2'	-2.40	1.37	1.43
33	fJ	201	CYC	OB-C4B	2.40	1.28	1.23
36	CD	513	CLA	C1B-C2B	2.40	1.48	1.43
36	BD	608	CLA	C4B-NB	2.40	1.40	1.37
33	g3	202	CYC	C4A-C3A	2.40	1.51	1.45
33	bA	201	CYC	OB-C4B	2.40	1.28	1.23
33	SB	201	CYC	C2C-C1C	-2.40	1.49	1.52
33	fK	201	CYC	C3D-C2D	2.40	1.45	1.38
36	c1	507	CLA	C3B-C4B	2.40	1.48	1.42
40	dD	413	LMT	O2'-C2'	-2.40	1.37	1.43
33	zB	201	CYC	C4A-C3A	2.40	1.51	1.45
33	jH	201	CYC	OB-C4B	2.40	1.28	1.23
33	gI	301	CYC	C4A-C3A	2.40	1.51	1.45
33	2G	201	CYC	C1B-C2B	2.39	1.49	1.45
33	KF	201	CYC	C4B-NB	-2.39	1.32	1.38

Continued on next page...

Continued from previous page...

Mol	Chain	Res	Type	Atoms	Z	Observed(Å)	Ideal(Å)
33	b5	201	CYC	OB-C4B	2.39	1.28	1.23
36	a1	406	CLA	CMB-C2B	-2.39	1.45	1.50
36	cE	507	CLA	C3B-C4B	2.39	1.48	1.42
36	c1	508	CLA	C1B-C2B	2.39	1.48	1.43
33	jI	201	CYC	OB-C4B	2.39	1.28	1.23
33	YB	201	CYC	C4C-NC	-2.39	1.32	1.37
33	b3	201	CYC	OB-C4B	2.39	1.28	1.23
33	lC	201	CYC	OB-C4B	2.39	1.28	1.23
36	C1	513	CLA	C1B-C2B	2.39	1.48	1.43
36	cD	503	CLA	CMD-C2D	-2.39	1.45	1.50
33	i3	202	CYC	C4A-C3A	2.39	1.51	1.45
33	e7	201	CYC	C4A-C3A	2.39	1.51	1.45
40	bD	601	LMT	O3'-C3'	-2.39	1.37	1.43
33	MK	201	CYC	OB-C4B	2.39	1.28	1.23
36	b1	604	CLA	C4B-NB	2.39	1.40	1.37
36	bE	607	CLA	C4B-NB	2.39	1.40	1.37
36	cD	505	CLA	CMD-C2D	-2.39	1.45	1.50
36	hE	102	CLA	CMC-C2C	-2.39	1.45	1.50
40	bE	601	LMT	O3'-C3'	-2.39	1.37	1.43
36	B1	604	CLA	C4B-NB	2.39	1.40	1.37
47	fD	101	HEM	C4A-NA	-2.39	1.35	1.39
36	bE	612	CLA	CMC-C2C	-2.39	1.45	1.50
36	cD	507	CLA	C3B-C4B	2.39	1.48	1.42
36	aD	405	CLA	CMD-C2D	-2.39	1.45	1.50
36	cE	503	CLA	CMD-C2D	-2.39	1.45	1.50
33	f8	201	CYC	C4C-NC	-2.39	1.32	1.37
36	bD	607	CLA	C4B-NB	2.39	1.40	1.37
33	d5	201	CYC	OB-C4B	2.39	1.28	1.23
33	kI	201	CYC	C4A-C3A	2.39	1.51	1.45
33	d2	201	CYC	OB-C4B	2.39	1.28	1.23
36	b1	613	CLA	C1B-C2B	2.39	1.48	1.43
33	f5	201	CYC	OB-C4B	2.39	1.28	1.23
36	bE	613	CLA	CMD-C2D	-2.39	1.45	1.50
33	7L	201	CYC	C4A-C3A	2.39	1.51	1.45
33	VG	201	CYC	C1B-NB	-2.39	1.33	1.37
33	q4	201	CYC	C4C-NC	-2.39	1.32	1.37
33	e9	201	CYC	C4A-C3A	2.39	1.51	1.45
33	oB	201	CYC	C4A-C3A	2.39	1.51	1.45
33	kJ	201	CYC	C4A-C3A	2.39	1.51	1.45
36	A1	404	CLA	C1B-NB	-2.39	1.34	1.37
36	BD	603	CLA	MG-ND	-2.39	2.01	2.05
36	a1	405	CLA	MG-ND	-2.39	2.01	2.05

Continued on next page...

Continued from previous page...

Mol	Chain	Res	Type	Atoms	Z	Observed(Å)	Ideal(Å)
36	cE	511	CLA	MG-NB	-2.39	2.01	2.05
36	b1	607	CLA	C3B-C4B	2.39	1.48	1.42
36	cE	505	CLA	CMD-C2D	-2.39	1.45	1.50
36	BD	612	CLA	C1B-C2B	2.39	1.48	1.43
36	BE	612	CLA	C1B-C2B	2.39	1.48	1.43
33	g7	202	CYC	C4A-C3A	2.38	1.51	1.45
33	7G	201	CYC	C4A-C3A	2.38	1.51	1.45
33	kA	201	CYC	C4A-C3A	2.38	1.51	1.45
33	l3	201	CYC	OB-C4B	2.38	1.28	1.23
33	l9	201	CYC	OB-C4B	2.38	1.28	1.23
33	g8	202	CYC	C4A-C3A	2.38	1.51	1.45
33	j2	201	CYC	OB-C4B	2.38	1.28	1.23
36	bE	610	CLA	MG-NB	-2.38	2.01	2.05
36	cD	512	CLA	CMD-C2D	-2.38	1.45	1.50
33	AG	201	CYC	C1B-NB	-2.38	1.33	1.37
33	f2	201	CYC	OB-C4B	2.38	1.28	1.23
33	6L	201	CYC	OB-C4B	2.38	1.28	1.23
36	BD	613	CLA	C3B-C4B	2.38	1.48	1.42
36	d1	405	CLA	MG-NB	-2.38	2.01	2.05
33	d6	201	CYC	OB-C4B	2.38	1.28	1.23
36	b1	613	CLA	CMD-C2D	-2.38	1.45	1.50
33	bF	201	CYC	C4B-NB	-2.38	1.32	1.38
33	v4	201	CYC	OB-C4B	2.38	1.28	1.23
36	b1	610	CLA	MG-NB	-2.38	2.01	2.05
36	c1	503	CLA	C4B-NB	2.38	1.40	1.37
33	fF	201	CYC	C3D-C2D	2.38	1.45	1.38
33	LL	201	CYC	C1B-NB	-2.38	1.33	1.37
36	aE	405	CLA	CMB-C2B	-2.38	1.45	1.50
36	aE	406	CLA	C1B-NB	-2.38	1.34	1.37
36	B1	609	CLA	C1B-C2B	2.38	1.48	1.43
36	hE	101	CLA	C1B-C2B	2.38	1.48	1.43
36	BE	603	CLA	CMB-C2B	-2.38	1.45	1.50
33	JG	201	CYC	C1B-C2B	2.38	1.49	1.45
36	c1	511	CLA	MG-NB	-2.38	2.01	2.05
33	LG	201	CYC	C1B-NB	-2.38	1.33	1.37
33	qB	201	CYC	C2C-C1C	-2.38	1.50	1.52
36	CE	504	CLA	C3B-C4B	2.38	1.48	1.42
36	dD	405	CLA	MG-NB	-2.38	2.01	2.05
33	g9	202	CYC	C4A-C3A	2.38	1.50	1.45
33	vB	201	CYC	OB-C4B	2.38	1.28	1.23
33	f3	201	CYC	OB-C4B	2.38	1.28	1.23
33	SL	201	CYC	OB-C4B	2.38	1.28	1.23

Continued on next page...

Continued from previous page...

Mol	Chain	Res	Type	Atoms	Z	Observed(Å)	Ideal(Å)
33	z4	201	CYC	C4A-C3A	2.38	1.50	1.45
33	iH	202	CYC	C4A-C3A	2.38	1.50	1.45
36	bD	604	CLA	C3B-C4B	2.38	1.48	1.42
36	B1	603	CLA	CMB-C2B	-2.38	1.45	1.50
36	bD	613	CLA	CMD-C2D	-2.38	1.45	1.50
36	bD	607	CLA	C1B-C2B	2.38	1.48	1.43
33	g5	202	CYC	C4A-C3A	2.38	1.50	1.45
33	i6	202	CYC	C4A-C3A	2.38	1.50	1.45
33	gA	301	CYC	C4A-C3A	2.38	1.50	1.45
36	C1	512	CLA	MG-NB	-2.37	2.01	2.05
36	bE	605	CLA	CMB-C2B	-2.37	1.45	1.50
33	f9	201	CYC	OB-C4B	2.37	1.28	1.23
33	VL	201	CYC	C1B-NB	-2.37	1.33	1.37
36	b1	607	CLA	C4B-NB	2.37	1.40	1.37
36	cE	504	CLA	C4B-NB	2.37	1.40	1.37
33	gJ	202	CYC	C4A-C3A	2.37	1.50	1.45
36	c1	512	CLA	CMD-C2D	-2.37	1.45	1.50
36	BE	603	CLA	MG-ND	-2.37	2.01	2.05
33	mK	201	CYC	C1B-NB	-2.37	1.33	1.37
33	dH	201	CYC	OB-C4B	2.37	1.28	1.23
36	BD	603	CLA	CMB-C2B	-2.37	1.45	1.50
33	k7	201	CYC	C4A-C3A	2.37	1.50	1.45
36	BE	608	CLA	C4B-NB	2.37	1.40	1.37
33	fH	201	CYC	OB-C4B	2.37	1.28	1.23
33	g2	202	CYC	C4A-C3A	2.37	1.50	1.45
33	e5	201	CYC	C4A-C3A	2.37	1.50	1.45
33	k6	201	CYC	C4A-C3A	2.37	1.50	1.45
33	j7	201	CYC	OB-C4B	2.37	1.28	1.23
36	D1	404	CLA	MG-NB	-2.37	2.01	2.05
36	AD	404	CLA	C1B-NB	-2.37	1.34	1.37
33	eC	201	CYC	C4A-C3A	2.37	1.50	1.45
36	CD	504	CLA	C3B-C4B	2.37	1.48	1.42
36	C1	510	CLA	C3B-C4B	2.37	1.48	1.42
47	f1	101	HEM	C4A-NA	-2.37	1.35	1.39
40	dE	413	LMT	O2'-C2'	-2.37	1.37	1.43
36	b1	612	CLA	CMC-C2C	-2.37	1.45	1.50
36	CE	513	CLA	C1B-NB	-2.37	1.34	1.37
36	cD	509	CLA	C4B-NB	2.37	1.40	1.37
33	d9	201	CYC	OB-C4B	2.37	1.28	1.23
36	CE	514	CLA	MG-ND	-2.37	2.01	2.05
36	cD	511	CLA	MG-NB	-2.37	2.01	2.05
36	c1	510	CLA	C1B-NB	-2.37	1.34	1.37

Continued on next page...

Continued from previous page...

Mol	Chain	Res	Type	Atoms	Z	Observed(Å)	Ideal(Å)
33	fC	201	CYC	C4C-NC	-2.37	1.32	1.37
33	e2	201	CYC	C4A-C3A	2.37	1.50	1.45
33	iC	202	CYC	C4A-C3A	2.37	1.50	1.45
36	bD	613	CLA	C1B-C2B	2.37	1.48	1.43
33	f5	201	CYC	C4C-NC	-2.37	1.32	1.37
36	b1	607	CLA	C1B-C2B	2.37	1.48	1.43
36	cD	510	CLA	C1B-C2B	2.37	1.48	1.43
36	DD	405	CLA	MG-NB	-2.37	2.01	2.05
36	BD	603	CLA	C3B-C4B	2.37	1.48	1.42
33	k5	201	CYC	C4A-C3A	2.37	1.50	1.45
33	dJ	201	CYC	OB-C4B	2.37	1.28	1.23
33	JG	201	CYC	C4B-NB	-2.37	1.33	1.38
36	CE	506	CLA	C4B-NB	2.37	1.40	1.37
33	e6	201	CYC	C4A-C3A	2.37	1.50	1.45
33	QB	201	CYC	C4D-C3D	2.37	1.48	1.42
43	bE	616	BCR	C30-C25	-2.37	1.50	1.53
36	c1	502	CLA	CMD-C2D	-2.37	1.45	1.50
36	bE	608	CLA	CMD-C2D	-2.37	1.45	1.50
36	b1	604	CLA	C3B-C4B	2.37	1.48	1.42
33	XB	201	CYC	C4D-C3D	2.37	1.48	1.42
33	2L	201	CYC	C1B-C2B	2.37	1.49	1.45
33	jK	201	CYC	C4B-NB	-2.37	1.33	1.38
36	CE	510	CLA	C3B-C4B	2.37	1.48	1.42
36	bE	613	CLA	C1B-C2B	2.37	1.48	1.43
33	KK	201	CYC	C4B-NB	-2.37	1.33	1.38
36	A1	405	CLA	C1B-NB	-2.37	1.34	1.37
33	bK	201	CYC	C4B-NB	-2.37	1.33	1.38
33	i2	202	CYC	C4A-C3A	2.37	1.50	1.45
36	B1	612	CLA	CMD-C2D	-2.36	1.45	1.50
33	iA	202	CYC	C4A-C3A	2.36	1.50	1.45
36	bD	610	CLA	MG-NB	-2.36	2.01	2.05
33	bJ	201	CYC	OB-C4B	2.36	1.28	1.23
33	fA	201	CYC	C4C-NC	-2.36	1.32	1.37
33	AG	201	CYC	C2C-C1C	-2.36	1.50	1.52
36	B1	611	CLA	CMC-C2C	-2.36	1.45	1.50
36	a1	406	CLA	CMD-C2D	-2.36	1.45	1.50
36	bE	605	CLA	MG-ND	-2.36	2.01	2.05
36	b1	608	CLA	CMD-C2D	-2.36	1.45	1.50
36	bD	605	CLA	CMB-C2B	-2.36	1.45	1.50
36	CD	510	CLA	C3B-C4B	2.36	1.48	1.42
36	B1	613	CLA	C3B-C4B	2.36	1.48	1.42
33	f8	201	CYC	OB-C4B	2.36	1.28	1.23

Continued on next page...

Continued from previous page...

Mol	Chain	Res	Type	Atoms	Z	Observed(Å)	Ideal(Å)
33	SB	201	CYC	C4C-NC	-2.36	1.32	1.37
33	g6	202	CYC	C4A-C3A	2.36	1.50	1.45
33	iI	202	CYC	C4A-C3A	2.36	1.50	1.45
36	BD	604	CLA	CMD-C2D	-2.36	1.45	1.50
37	D1	407	PL9	C6-C5	2.36	1.47	1.35
33	JL	201	CYC	C4B-NB	-2.36	1.33	1.38
36	B1	612	CLA	C1B-C2B	2.36	1.48	1.43
36	B1	603	CLA	C3B-C4B	2.36	1.48	1.42
33	k9	201	CYC	C4A-C3A	2.36	1.50	1.45
33	f9	201	CYC	C4C-NC	-2.36	1.32	1.37
40	b1	601	LMT	O3'-C3'	-2.36	1.37	1.43
33	i5	202	CYC	C4A-C3A	2.36	1.50	1.45
33	k8	201	CYC	C4A-C3A	2.36	1.50	1.45
36	dD	405	CLA	CMD-C2D	-2.36	1.45	1.50
33	BB	1002	CYC	C4B-NB	-2.36	1.33	1.38
36	cE	512	CLA	C1B-C2B	2.36	1.48	1.43
33	fH	201	CYC	C4C-NC	-2.36	1.32	1.37
33	jJ	201	CYC	OB-C4B	2.36	1.28	1.23
33	i7	202	CYC	C4A-C3A	2.36	1.50	1.45
36	bE	604	CLA	C1B-C2B	2.36	1.48	1.43
33	dC	201	CYC	OB-C4B	2.36	1.28	1.23
40	jD	101	LMT	O2'-C2'	-2.36	1.37	1.43
33	S4	201	CYC	C4C-NC	-2.36	1.32	1.37
33	eA	201	CYC	C4A-C3A	2.36	1.50	1.45
33	iJ	202	CYC	C4A-C3A	2.36	1.50	1.45
36	bE	604	CLA	C3B-C4B	2.36	1.48	1.42
33	jF	201	CYC	C4B-NB	-2.36	1.33	1.38
33	f6	201	CYC	OB-C4B	2.36	1.28	1.23
33	fF	201	CYC	OB-C4B	2.36	1.28	1.23
33	kH	201	CYC	C4A-C3A	2.36	1.50	1.45
36	BD	612	CLA	CMD-C2D	-2.36	1.45	1.50
33	jC	201	CYC	OB-C4B	2.36	1.28	1.23
33	mF	201	CYC	C1B-NB	-2.36	1.33	1.37
36	B1	603	CLA	MG-ND	-2.36	2.01	2.05
36	C1	504	CLA	C3B-C4B	2.36	1.48	1.42
36	CD	512	CLA	MG-NB	-2.36	2.01	2.05
33	dI	201	CYC	OB-C4B	2.36	1.28	1.23
40	j1	101	LMT	O2'-C2'	-2.35	1.37	1.43
36	BD	609	CLA	C1B-C2B	2.35	1.48	1.43
36	BD	609	CLA	MG-NB	-2.35	2.01	2.05
33	k2	201	CYC	C4A-C3A	2.35	1.50	1.45
33	KG	201	CYC	OB-C4B	2.35	1.28	1.23

Continued on next page...

Continued from previous page...

Mol	Chain	Res	Type	Atoms	Z	Observed(Å)	Ideal(Å)
36	BE	603	CLA	C3B-C4B	2.35	1.48	1.42
36	BE	604	CLA	CMD-C2D	-2.35	1.45	1.50
36	bE	607	CLA	C1B-C2B	2.35	1.48	1.43
36	CD	513	CLA	C1B-NB	-2.35	1.34	1.37
36	d1	406	CLA	MG-ND	-2.35	2.01	2.05
36	BE	612	CLA	CMD-C2D	-2.35	1.45	1.50
33	d9	201	CYC	C4C-NC	-2.35	1.32	1.37
36	c1	510	CLA	C1B-C2B	2.35	1.48	1.43
33	Q4	201	CYC	C4D-C3D	2.35	1.48	1.42
33	QB	201	CYC	C4C-NC	-2.35	1.32	1.37
33	eH	201	CYC	C4A-C3A	2.35	1.50	1.45
36	cD	511	CLA	CMB-C2B	-2.35	1.45	1.50
33	fC	201	CYC	OB-C4B	2.35	1.28	1.23
40	bD	601	LMT	O3B-C3B	-2.35	1.37	1.43
33	k3	201	CYC	C4A-C3A	2.35	1.50	1.45
33	oB	201	CYC	C4B-NB	-2.35	1.33	1.38
36	CD	514	CLA	MG-ND	-2.35	2.01	2.05
36	BE	609	CLA	MG-NB	-2.35	2.01	2.05
36	bD	605	CLA	MG-ND	-2.35	2.01	2.05
36	dE	406	CLA	MG-ND	-2.35	2.01	2.05
36	x1	101	CLA	C1B-C2B	2.35	1.48	1.43
33	qB	201	CYC	C4C-NC	-2.35	1.32	1.37
36	bE	614	CLA	C3B-C4B	2.35	1.48	1.42
33	d3	201	CYC	OB-C4B	2.35	1.28	1.23
33	LL	201	CYC	CMB-C2B	-2.35	1.45	1.50
37	DD	408	PL9	C6-C5	2.35	1.47	1.35
40	b1	601	LMT	O3B-C3B	-2.35	1.37	1.43
36	BD	611	CLA	CMC-C2C	-2.35	1.45	1.50
33	d8	201	CYC	OB-C4B	2.35	1.28	1.23
33	fK	201	CYC	OB-C4B	2.35	1.28	1.23
33	i9	202	CYC	C4A-C3A	2.35	1.50	1.45
36	cE	511	CLA	CMD-C2D	-2.35	1.45	1.50
33	fI	201	CYC	OB-C4B	2.35	1.28	1.23
36	b1	605	CLA	CMB-C2B	-2.35	1.45	1.50
36	cE	511	CLA	CMB-C2B	-2.35	1.45	1.50
36	c1	511	CLA	CMB-C2B	-2.35	1.45	1.50
36	dE	405	CLA	CMD-C2D	-2.35	1.45	1.50
36	c1	504	CLA	CMD-C2D	-2.35	1.45	1.50
33	fA	201	CYC	OB-C4B	2.35	1.28	1.23
36	c1	502	CLA	CMB-C2B	-2.35	1.45	1.50
33	B4	1002	CYC	C4B-NB	-2.35	1.33	1.38
36	c1	509	CLA	C4B-NB	2.35	1.40	1.37

Continued on next page...

Continued from previous page...

Mol	Chain	Res	Type	Atoms	Z	Observed(Å)	Ideal(Å)
33	d5	201	CYC	C4C-NC	-2.35	1.32	1.37
33	TG	201	CYC	C1B-NB	-2.35	1.33	1.37
33	o4	201	CYC	C4A-C3A	2.35	1.50	1.45
36	cE	510	CLA	C1B-C2B	2.35	1.48	1.43
33	sB	201	CYC	C1B-NB	-2.35	1.33	1.37
36	b1	605	CLA	MG-ND	-2.34	2.01	2.05
33	e8	201	CYC	C4A-C3A	2.34	1.50	1.45
33	t4	1001	CYC	C1A-C2A	2.34	1.49	1.45
36	c1	502	CLA	MG-NB	-2.34	2.01	2.05
36	b1	614	CLA	C3B-C4B	2.34	1.48	1.42
37	aD	408	PL9	C6-C5	2.34	1.47	1.35
37	a1	409	PL9	C6-C5	2.34	1.47	1.35
36	bD	614	CLA	C3B-C4B	2.34	1.48	1.42
33	KL	201	CYC	OB-C4B	2.34	1.28	1.23
33	dA	201	CYC	OB-C4B	2.34	1.28	1.23
33	j7	201	CYC	C4C-NC	-2.34	1.32	1.37
36	B1	606	CLA	CMD-C2D	-2.34	1.45	1.50
33	eI	201	CYC	C4A-C3A	2.34	1.50	1.45
33	f6	201	CYC	C4C-NC	-2.34	1.32	1.37
36	b1	606	CLA	CMD-C2D	-2.34	1.45	1.50
33	h7	201	CYC	C4C-NC	-2.34	1.32	1.37
36	bD	604	CLA	C1B-C2B	2.34	1.48	1.43
36	BD	606	CLA	CMD-C2D	-2.34	1.45	1.50
47	ED	101	HEM	C4A-NA	-2.34	1.35	1.39
36	DE	405	CLA	MG-NB	-2.34	2.01	2.05
36	bD	608	CLA	CMD-C2D	-2.34	1.45	1.50
33	e3	201	CYC	C4A-C3A	2.34	1.50	1.45
36	CD	505	CLA	MG-NB	-2.34	2.01	2.05
33	f3	201	CYC	C4C-NC	-2.34	1.32	1.37
36	CE	509	CLA	MG-ND	-2.34	2.01	2.05
40	j1	101	LMT	O3B-C3B	-2.34	1.37	1.43
36	C1	503	CLA	MG-NB	-2.34	2.01	2.05
36	AE	405	CLA	CMD-C2D	-2.34	1.45	1.50
33	o4	201	CYC	C4B-NB	-2.34	1.33	1.38
36	c1	513	CLA	C1B-NB	-2.34	1.34	1.37
33	Q4	201	CYC	C4C-NC	-2.34	1.32	1.37
33	hA	201	CYC	C4C-NC	-2.34	1.32	1.37
33	fJ	201	CYC	C4C-NC	-2.34	1.32	1.37
33	rB	201	CYC	C1D-C2D	2.34	1.47	1.41
37	dD	408	PL9	C6-C5	2.34	1.47	1.35
33	ZK	201	CYC	OB-C4B	2.34	1.28	1.23
33	s4	201	CYC	C1B-NB	-2.34	1.33	1.37

Continued on next page...

Continued from previous page...

Mol	Chain	Res	Type	Atoms	Z	Observed(Å)	Ideal(Å)
37	aE	408	PL9	C6-C5	2.34	1.47	1.35
33	d7	201	CYC	OB-C4B	2.34	1.28	1.23
36	bE	610	CLA	CMC-C2C	-2.34	1.45	1.50
33	f2	201	CYC	C4C-NC	-2.34	1.32	1.37
33	fI	201	CYC	C4C-NC	-2.34	1.32	1.37
36	BE	614	CLA	CMB-C2B	-2.34	1.45	1.50
36	bD	610	CLA	CMC-C2C	-2.34	1.45	1.50
33	ZF	201	CYC	OB-C4B	2.34	1.28	1.23
36	BD	613	CLA	C1B-C2B	2.33	1.48	1.43
36	cD	511	CLA	CMD-C2D	-2.33	1.45	1.50
36	BE	609	CLA	C1B-C2B	2.33	1.48	1.43
33	LF	201	CYC	OB-C4B	2.33	1.28	1.23
37	DE	408	PL9	C6-C5	2.33	1.47	1.35
36	bE	614	CLA	MG-ND	-2.33	2.01	2.05
36	BE	611	CLA	CMC-C2C	-2.33	1.45	1.50
36	bE	605	CLA	C3B-C4B	2.33	1.48	1.42
36	c1	508	CLA	C1B-NB	-2.33	1.34	1.37
36	B1	614	CLA	CMD-C2D	-2.33	1.45	1.50
33	d7	201	CYC	C4C-NC	-2.33	1.32	1.37
36	cE	513	CLA	C1B-NB	-2.33	1.34	1.37
36	B1	605	CLA	C1B-C2B	2.33	1.48	1.43
33	4L	201	CYC	C4B-NB	-2.33	1.33	1.38
36	C1	503	CLA	C1B-C2B	2.33	1.48	1.43
36	B1	602	CLA	CMD-C2D	-2.33	1.45	1.50
33	X4	201	CYC	C4D-C3D	2.33	1.48	1.42
33	z4	201	CYC	C4C-NC	-2.33	1.32	1.37
33	eJ	201	CYC	C4A-C3A	2.33	1.50	1.45
33	tB	1001	CYC	C1A-C2A	2.33	1.49	1.45
36	BD	605	CLA	C1B-C2B	2.33	1.48	1.43
36	BE	613	CLA	C1B-C2B	2.33	1.48	1.43
40	jE	101	LMT	O3B-C3B	-2.33	1.37	1.43
36	bD	614	CLA	C1B-C2B	2.33	1.48	1.43
33	h6	201	CYC	C4C-NC	-2.33	1.32	1.37
36	cD	512	CLA	C1B-C2B	2.33	1.48	1.43
36	bE	614	CLA	C1B-C2B	2.33	1.48	1.43
33	LG	201	CYC	OB-C4B	2.33	1.28	1.23
33	j8	201	CYC	C4C-NC	-2.33	1.32	1.37
36	AD	404	CLA	C1B-C2B	2.33	1.48	1.43
37	dE	408	PL9	C6-C5	2.33	1.47	1.35
33	kC	201	CYC	C4A-C3A	2.33	1.50	1.45
36	BE	607	CLA	CMB-C2B	-2.33	1.45	1.50
36	d1	405	CLA	CMD-C2D	-2.33	1.45	1.50

Continued on next page...

Continued from previous page...

Mol	Chain	Res	Type	Atoms	Z	Observed(Å)	Ideal(Å)
36	dD	406	CLA	MG-ND	-2.33	2.01	2.05
36	CD	506	CLA	C4B-NB	2.33	1.40	1.37
36	b1	609	CLA	CMB-C2B	-2.33	1.45	1.50
33	IK	201	CYC	OB-C4B	2.33	1.28	1.23
33	h5	201	CYC	C4C-NC	-2.33	1.32	1.37
33	hC	201	CYC	C4C-NC	-2.33	1.32	1.37
36	a1	406	CLA	C4B-NB	2.33	1.40	1.37
36	aD	405	CLA	C4B-NB	2.33	1.40	1.37
36	b1	604	CLA	C1B-C2B	2.33	1.48	1.43
33	h3	201	CYC	C4C-NC	-2.33	1.32	1.37
36	bD	606	CLA	CMD-C2D	-2.33	1.45	1.50
36	xD	101	CLA	C1B-C2B	2.33	1.48	1.43
36	C1	509	CLA	CMD-C2D	-2.33	1.45	1.50
33	s4	201	CYC	OB-C4B	2.33	1.28	1.23
33	hJ	201	CYC	C4C-NC	-2.32	1.32	1.37
33	v4	201	CYC	C1B-C2B	2.32	1.49	1.45
36	CD	509	CLA	MG-ND	-2.32	2.01	2.05
33	j9	201	CYC	C4C-NC	-2.32	1.32	1.37
33	hH	201	CYC	C4C-NC	-2.32	1.32	1.37
33	4G	201	CYC	C4B-NB	-2.32	1.33	1.38
36	cD	503	CLA	MG-NB	-2.32	2.01	2.05
33	IF	201	CYC	OB-C4B	2.32	1.28	1.23
33	h2	201	CYC	C4C-NC	-2.32	1.32	1.37
36	D1	404	CLA	CMB-C2B	-2.32	1.45	1.50
37	d1	408	PL9	C6-C5	2.32	1.47	1.35
36	bD	605	CLA	C3B-C4B	2.32	1.48	1.42
33	d2	201	CYC	C4C-NC	-2.32	1.32	1.37
40	jE	101	LMT	O2'-C2'	-2.32	1.37	1.43
36	C1	513	CLA	C1B-NB	-2.32	1.34	1.37
33	d8	201	CYC	C4C-NC	-2.32	1.32	1.37
33	LL	201	CYC	OB-C4B	2.32	1.28	1.23
36	CD	503	CLA	C1B-C2B	2.32	1.48	1.43
36	BE	602	CLA	C1B-C2B	2.32	1.48	1.43
33	r4	201	CYC	C1D-C2D	2.32	1.47	1.41
40	jD	101	LMT	O3B-C3B	-2.32	1.37	1.43
36	b1	605	CLA	C3B-C4B	2.32	1.48	1.42
33	bA	201	CYC	C4C-NC	-2.32	1.32	1.37
36	CE	506	CLA	CMC-C2C	-2.32	1.45	1.50
36	b1	614	CLA	C1B-C2B	2.32	1.48	1.43
33	dH	201	CYC	C4C-NC	-2.32	1.32	1.37
33	LG	201	CYC	CMB-C2B	-2.32	1.45	1.50
36	A1	405	CLA	CMD-C2D	-2.32	1.45	1.50

Continued on next page...

Continued from previous page...

Mol	Chain	Res	Type	Atoms	Z	Observed(Å)	Ideal(Å)
33	LG	201	CYC	C4A-C3A	2.32	1.50	1.45
33	d3	201	CYC	C4C-NC	-2.32	1.32	1.37
36	BE	605	CLA	C1B-C2B	2.32	1.48	1.43
33	sB	201	CYC	OB-C4B	2.32	1.28	1.23
33	dC	201	CYC	C4C-NC	-2.32	1.32	1.37
36	BD	602	CLA	CMD-C2D	-2.32	1.45	1.50
36	cE	503	CLA	CMB-C2B	-2.32	1.45	1.50
33	QB	201	CYC	C1A-C2A	2.32	1.49	1.45
33	d6	201	CYC	C4C-NC	-2.32	1.32	1.37
33	LG	201	CYC	C1D-C2D	2.32	1.47	1.41
33	zB	201	CYC	C4C-NC	-2.32	1.32	1.37
45	aD	412	PHO	C7-C8	2.32	1.64	1.52
36	CE	503	CLA	C1B-C2B	2.32	1.48	1.43
33	j6	201	CYC	C4C-NC	-2.32	1.32	1.37
36	BD	614	CLA	CMB-C2B	-2.32	1.45	1.50
47	EE	101	HEM	C4A-NA	-2.32	1.35	1.39
36	B1	609	CLA	MG-NB	-2.32	2.01	2.05
36	dD	406	CLA	CMC-C2C	-2.32	1.45	1.50
36	CE	505	CLA	MG-NB	-2.32	2.01	2.05
36	c1	512	CLA	C1B-C2B	2.31	1.48	1.43
36	C1	506	CLA	C4B-NB	2.31	1.40	1.37
36	CE	512	CLA	MG-NB	-2.31	2.01	2.05
36	c1	508	CLA	CMB-C2B	-2.31	1.45	1.50
40	b1	601	LMT	O2'-C2'	-2.31	1.37	1.43
36	A1	404	CLA	C1B-C2B	2.31	1.48	1.43
33	TG	201	CYC	C4B-NB	-2.31	1.33	1.38
33	jJ	201	CYC	C4C-NC	-2.31	1.32	1.37
36	BD	607	CLA	CMB-C2B	-2.31	1.45	1.50
36	B1	614	CLA	CMB-C2B	-2.31	1.45	1.50
36	cE	503	CLA	MG-NB	-2.31	2.01	2.05
33	TL	201	CYC	C4B-NB	-2.31	1.33	1.38
36	d1	406	CLA	CMC-C2C	-2.31	1.45	1.50
36	bD	609	CLA	CMB-C2B	-2.31	1.45	1.50
36	CE	510	CLA	CMB-C2B	-2.31	1.45	1.50
33	KF	201	CYC	OB-C4B	2.31	1.28	1.23
33	dJ	201	CYC	C4C-NC	-2.31	1.32	1.37
36	cD	513	CLA	C1B-NB	-2.31	1.34	1.37
40	bE	601	LMT	O3B-C3B	-2.31	1.37	1.43
36	BD	602	CLA	C1B-C2B	2.31	1.48	1.43
33	h9	201	CYC	C4C-NC	-2.31	1.32	1.37
36	bE	606	CLA	CMD-C2D	-2.31	1.45	1.50
36	AD	405	CLA	CMD-C2D	-2.31	1.45	1.50

Continued on next page...

Continued from previous page...

Mol	Chain	Res	Type	Atoms	Z	Observed(Å)	Ideal(Å)
36	xE	101	CLA	C1B-C2B	2.31	1.48	1.43
33	j3	201	CYC	C4C-NC	-2.31	1.32	1.37
33	2G	201	CYC	OB-C4B	2.31	1.28	1.23
36	bD	614	CLA	MG-ND	-2.31	2.01	2.05
36	CD	509	CLA	CMD-C2D	-2.31	1.45	1.50
36	c1	507	CLA	CMC-C2C	-2.31	1.45	1.50
36	C1	505	CLA	MG-NB	-2.31	2.01	2.05
36	B1	613	CLA	C1B-C2B	2.31	1.48	1.43
33	h8	201	CYC	C4C-NC	-2.31	1.32	1.37
33	gF	201	CYC	OB-C4B	2.31	1.28	1.23
36	CD	506	CLA	CMC-C2C	-2.31	1.45	1.50
36	B1	609	CLA	CMC-C2C	-2.31	1.45	1.50
33	Q4	201	CYC	C1B-NB	-2.31	1.33	1.37
36	c1	504	CLA	C3B-C4B	2.31	1.48	1.42
36	cE	505	CLA	C3B-C4B	2.31	1.48	1.42
36	cD	510	CLA	C1B-NB	-2.31	1.34	1.37
36	aD	406	CLA	CMD-C2D	-2.31	1.45	1.50
36	cD	507	CLA	CMC-C2C	-2.31	1.45	1.50
40	bD	601	LMT	O2'-C2'	-2.31	1.37	1.43
33	TL	201	CYC	C1B-NB	-2.31	1.33	1.37
36	dE	403	CLA	C1B-C2B	2.31	1.48	1.43
36	IE	101	CLA	CMD-C2D	-2.31	1.45	1.50
47	E1	101	HEM	C4A-NA	-2.31	1.35	1.39
40	BE	622	LMT	O2'-C2'	-2.31	1.37	1.43
36	AE	404	CLA	C1B-NB	-2.31	1.34	1.37
33	j5	201	CYC	C4C-NC	-2.31	1.32	1.37
33	cF	201	CYC	CHA-C4D	2.31	1.45	1.40
40	bE	601	LMT	O2'-C2'	-2.31	1.37	1.43
33	LK	201	CYC	OB-C4B	2.31	1.28	1.23
36	BD	614	CLA	CMD-C2D	-2.30	1.45	1.50
36	C1	514	CLA	MG-ND	-2.30	2.01	2.05
36	BD	609	CLA	CMD-C2D	-2.30	1.45	1.50
36	I1	101	CLA	CMD-C2D	-2.30	1.45	1.50
36	b1	610	CLA	CMC-C2C	-2.30	1.45	1.50
36	c1	511	CLA	CMD-C2D	-2.30	1.45	1.50
36	CD	511	CLA	C1B-C2B	2.30	1.48	1.43
33	cK	201	CYC	CHA-C4D	2.30	1.45	1.40
36	c1	505	CLA	CMC-C2C	-2.30	1.45	1.50
33	jH	201	CYC	C4C-NC	-2.30	1.32	1.37
36	CD	507	CLA	C1B-C2B	2.30	1.48	1.43
36	CD	503	CLA	MG-NB	-2.30	2.01	2.05
36	dE	406	CLA	CMC-C2C	-2.30	1.45	1.50

Continued on next page...

Continued from previous page...

Mol	Chain	Res	Type	Atoms	Z	Observed(Å)	Ideal(Å)
33	QG	201	CYC	OB-C4B	2.30	1.28	1.23
36	AE	404	CLA	C1B-C2B	2.30	1.48	1.43
36	b1	614	CLA	MG-ND	-2.30	2.01	2.05
36	cE	513	CLA	C1B-C2B	2.30	1.48	1.43
36	cD	508	CLA	C4B-NB	2.30	1.40	1.37
33	dI	201	CYC	C4C-NC	-2.30	1.32	1.37
33	JL	201	CYC	CHA-C4D	2.30	1.45	1.40
33	cF	201	CYC	C1B-NB	-2.30	1.34	1.37
36	B1	602	CLA	C1B-C2B	2.30	1.48	1.43
36	BE	609	CLA	CMC-C2C	-2.30	1.45	1.50
36	CE	509	CLA	CMD-C2D	-2.30	1.45	1.50
36	B1	609	CLA	CMD-C2D	-2.30	1.45	1.50
36	b1	610	CLA	CMD-C2D	-2.30	1.45	1.50
33	b2	201	CYC	C4C-NC	-2.30	1.32	1.37
33	jA	201	CYC	C4C-NC	-2.30	1.32	1.37
36	DD	405	CLA	CMD-C2D	-2.30	1.45	1.50
40	BD	623	LMT	O2'-C2'	-2.30	1.37	1.43
36	B1	603	CLA	C1B-C2B	2.30	1.48	1.43
36	bE	608	CLA	CMB-C2B	-2.30	1.45	1.50
33	dA	201	CYC	C4C-NC	-2.30	1.32	1.37
36	BE	610	CLA	CMD-C2D	-2.30	1.45	1.50
36	bD	611	CLA	CMD-C2D	-2.30	1.45	1.50
36	cE	508	CLA	CMB-C2B	-2.30	1.45	1.50
36	cE	510	CLA	C1B-NB	-2.30	1.35	1.37
36	cD	508	CLA	CMB-C2B	-2.30	1.45	1.50
33	gK	201	CYC	OB-C4B	2.30	1.28	1.23
36	DE	405	CLA	C3B-C4B	2.30	1.48	1.42
33	JG	201	CYC	CHA-C4D	2.30	1.45	1.40
36	cD	503	CLA	CMB-C2B	-2.30	1.45	1.50
33	4L	201	CYC	C1B-NB	-2.30	1.34	1.37
36	c1	506	CLA	MG-ND	-2.30	2.01	2.05
33	LL	201	CYC	C1D-C2D	2.30	1.47	1.41
36	bE	611	CLA	CMD-C2D	-2.30	1.45	1.50
36	CE	507	CLA	C1B-C2B	2.30	1.48	1.43
36	CE	510	CLA	C1B-C2B	2.30	1.48	1.43
36	aE	404	CLA	C3B-C4B	2.29	1.48	1.42
36	DD	405	CLA	CMB-C2B	-2.29	1.45	1.50
33	vB	201	CYC	C1B-C2B	2.29	1.49	1.45
33	b7	201	CYC	C4C-NC	-2.29	1.32	1.37
36	BE	606	CLA	CMD-C2D	-2.29	1.45	1.50
33	jC	201	CYC	C4C-NC	-2.29	1.32	1.37
36	b1	610	CLA	C1B-C2B	2.29	1.48	1.43

Continued on next page...

Continued from previous page...

Mol	Chain	Res	Type	Atoms	Z	Observed(Å)	Ideal(Å)
33	hI	201	CYC	C4C-NC	-2.29	1.32	1.37
36	C1	511	CLA	C1B-C2B	2.29	1.48	1.43
36	ID	101	CLA	CMD-C2D	-2.29	1.45	1.50
47	vE	201	HEM	C3C-C4C	-2.29	1.42	1.46
33	2L	201	CYC	OB-C4B	2.29	1.27	1.23
33	bJ	201	CYC	C4C-NC	-2.29	1.32	1.37
36	bD	610	CLA	CMD-C2D	-2.29	1.45	1.50
33	WG	201	CYC	C1B-NB	-2.29	1.34	1.37
36	CE	503	CLA	MG-NB	-2.29	2.01	2.05
36	bD	608	CLA	CMB-C2B	-2.29	1.45	1.50
36	cE	512	CLA	MG-ND	-2.29	2.01	2.05
36	C1	510	CLA	CMB-C2B	-2.29	1.45	1.50
36	cD	513	CLA	C1B-C2B	2.29	1.48	1.43
36	B1	613	CLA	MG-ND	-2.29	2.01	2.05
36	dE	405	CLA	C3B-C4B	2.29	1.48	1.42
33	4G	201	CYC	C1B-NB	-2.29	1.34	1.37
36	c1	513	CLA	C1B-C2B	2.29	1.48	1.43
36	dD	403	CLA	C1B-C2B	2.29	1.48	1.43
36	BD	609	CLA	CMC-C2C	-2.29	1.45	1.50
36	D1	405	CLA	CMB-C2B	-2.29	1.45	1.50
36	a1	407	CLA	CMD-C2D	-2.29	1.45	1.50
36	C1	509	CLA	MG-ND	-2.29	2.01	2.05
45	a1	413	PHO	CAA-C2A	2.29	1.59	1.54
36	bE	609	CLA	CMB-C2B	-2.29	1.45	1.50
36	c1	508	CLA	C4B-NB	2.29	1.40	1.37
36	aE	405	CLA	C4B-NB	2.29	1.40	1.37
40	BD	622	LMT	O2B-C2B	-2.29	1.37	1.43
33	LK	201	CYC	C1B-NB	-2.29	1.34	1.37
36	BE	609	CLA	CMD-C2D	-2.29	1.45	1.50
33	j2	201	CYC	C4C-NC	-2.29	1.32	1.37
36	d1	403	CLA	C1B-C2B	2.29	1.48	1.43
36	DD	406	CLA	MG-ND	-2.29	2.01	2.05
36	bD	604	CLA	CMD-C2D	-2.29	1.46	1.50
36	CD	510	CLA	CMB-C2B	-2.29	1.46	1.50
36	cD	506	CLA	CMC-C2C	-2.29	1.46	1.50
36	a1	407	CLA	C1B-C2B	2.29	1.48	1.43
33	ZB	201	CYC	C1B-C2B	2.29	1.49	1.45
33	LL	201	CYC	C4A-C3A	2.29	1.50	1.45
33	KK	201	CYC	OB-C4B	2.29	1.27	1.23
33	zB	201	CYC	CHA-C4D	2.29	1.45	1.40
36	BD	610	CLA	CMD-C2D	-2.29	1.46	1.50
36	DD	406	CLA	CMC-C2C	-2.29	1.46	1.50

Continued on next page...

Continued from previous page...

Mol	Chain	Res	Type	Atoms	Z	Observed(Å)	Ideal(Å)
36	aD	406	CLA	C1B-C2B	2.28	1.48	1.43
36	cD	505	CLA	C3B-C4B	2.28	1.48	1.42
36	b1	608	CLA	CMB-C2B	-2.28	1.46	1.50
36	b1	611	CLA	CMD-C2D	-2.28	1.46	1.50
33	SL	201	CYC	C1B-NB	-2.28	1.34	1.37
36	bE	615	CLA	CMD-C2D	-2.28	1.46	1.50
36	DD	406	CLA	CMB-C2B	-2.28	1.46	1.50
47	vD	201	HEM	C3C-C4C	-2.28	1.42	1.46
33	z4	201	CYC	CHA-C4D	2.28	1.45	1.40
36	DE	405	CLA	CMD-C2D	-2.28	1.46	1.50
36	C1	506	CLA	CMC-C2C	-2.28	1.46	1.50
36	cE	505	CLA	C1B-C2B	2.28	1.48	1.43
36	cE	506	CLA	MG-ND	-2.28	2.01	2.05
40	BD	622	LMT	O2'-C2'	-2.28	1.37	1.43
33	y4	201	CYC	OB-C4B	2.28	1.27	1.23
36	B1	610	CLA	CMD-C2D	-2.28	1.46	1.50
36	aD	404	CLA	C3B-C4B	2.28	1.48	1.42
33	bI	201	CYC	C4C-NC	-2.28	1.32	1.37
33	t4	1001	CYC	C1B-NB	-2.28	1.34	1.37
40	a1	401	LMT	O2'-C2'	-2.28	1.37	1.43
33	b3	201	CYC	C4C-NC	-2.28	1.32	1.37
33	bH	201	CYC	C4C-NC	-2.28	1.32	1.37
36	a1	407	CLA	C4B-NB	2.28	1.40	1.37
36	c1	509	CLA	CMB-C2B	-2.28	1.46	1.50
36	xE	101	CLA	CMB-C2B	-2.28	1.46	1.50
33	b8	201	CYC	C4C-NC	-2.28	1.32	1.37
33	cK	201	CYC	C1B-NB	-2.28	1.34	1.37
36	D1	405	CLA	MG-ND	-2.28	2.01	2.05
36	bD	610	CLA	C1B-C2B	2.28	1.48	1.43
33	OG	201	CYC	OB-C4B	2.28	1.27	1.23
40	a1	401	LMT	O2B-C2B	-2.28	1.37	1.43
36	B1	607	CLA	CMB-C2B	-2.28	1.46	1.50
36	C1	507	CLA	C1B-C2B	2.28	1.48	1.43
36	BD	613	CLA	MG-ND	-2.28	2.01	2.05
33	QL	201	CYC	OB-C4B	2.28	1.27	1.23
40	BE	623	LMT	O2'-C2'	-2.28	1.37	1.43
36	aE	406	CLA	CMD-C2D	-2.28	1.46	1.50
36	DE	406	CLA	MG-ND	-2.28	2.01	2.05
33	OL	201	CYC	OB-C4B	2.28	1.27	1.23
36	d1	405	CLA	CMB-C2B	-2.28	1.46	1.50
36	iE	101	CLA	MG-ND	-2.28	2.01	2.05
33	b9	201	CYC	C4C-NC	-2.28	1.32	1.37

Continued on next page...

Continued from previous page...

Mol	Chain	Res	Type	Atoms	Z	Observed(Å)	Ideal(Å)
36	D1	404	CLA	C3B-C4B	2.28	1.48	1.42
36	DE	406	CLA	CMB-C2B	-2.28	1.46	1.50
36	a1	405	CLA	C3B-C4B	2.28	1.48	1.42
36	C1	510	CLA	C1B-C2B	2.28	1.48	1.43
36	D1	405	CLA	CMC-C2C	-2.28	1.46	1.50
36	b1	615	CLA	CMD-C2D	-2.28	1.46	1.50
33	QB	201	CYC	C1B-C2B	2.28	1.49	1.45
36	DE	405	CLA	CMB-C2B	-2.27	1.46	1.50
36	bE	604	CLA	CMD-C2D	-2.27	1.46	1.50
40	B1	623	LMT	O2'-C2'	-2.27	1.37	1.43
36	CD	510	CLA	C1B-C2B	2.27	1.48	1.43
36	x1	101	CLA	CMB-C2B	-2.27	1.46	1.50
36	BD	606	CLA	CMB-C2B	-2.27	1.46	1.50
33	WL	201	CYC	C1B-NB	-2.27	1.34	1.37
36	c1	503	CLA	C1B-NB	-2.27	1.35	1.37
33	Q4	201	CYC	C1A-C2A	2.27	1.49	1.45
33	QB	201	CYC	C4A-C3A	2.27	1.50	1.45
36	cE	509	CLA	CMB-C2B	-2.27	1.46	1.50
36	BD	603	CLA	C1B-C2B	2.27	1.48	1.43
36	D1	404	CLA	CMD-C2D	-2.27	1.46	1.50
36	cD	504	CLA	C1B-NB	-2.27	1.35	1.37
36	CD	506	CLA	CMB-C2B	-2.27	1.46	1.50
36	BE	602	CLA	CMD-C2D	-2.27	1.46	1.50
36	X1	101	CLA	CMB-C2B	-2.27	1.46	1.50
36	cD	509	CLA	CMB-C2B	-2.27	1.46	1.50
36	dD	405	CLA	C3B-C4B	2.27	1.48	1.42
36	cD	506	CLA	MG-ND	-2.27	2.01	2.05
36	cE	506	CLA	C4B-NB	2.27	1.40	1.37
33	b6	201	CYC	C4C-NC	-2.27	1.32	1.37
33	Z4	201	CYC	C1B-C2B	2.27	1.49	1.45
36	bE	605	CLA	C1B-C2B	2.27	1.48	1.43
36	bD	615	CLA	CMD-C2D	-2.27	1.46	1.50
33	ZK	201	CYC	C4B-NB	-2.27	1.33	1.38
33	VB	201	CYC	C4A-C3A	2.27	1.50	1.45
36	DD	405	CLA	C3B-C4B	2.27	1.48	1.42
33	QB	201	CYC	C1B-NB	-2.27	1.34	1.37
36	BE	603	CLA	C1B-C2B	2.27	1.48	1.43
36	d1	405	CLA	C3B-C4B	2.27	1.48	1.42
33	Q4	201	CYC	C1B-C2B	2.27	1.49	1.45
36	BD	608	CLA	CMC-C2C	-2.27	1.46	1.50
36	cE	507	CLA	CMC-C2C	-2.27	1.46	1.50
36	C1	503	CLA	CMB-C2B	-2.27	1.46	1.50

Continued on next page...

Continued from previous page...

Mol	Chain	Res	Type	Atoms	Z	Observed(Å)	Ideal(Å)
36	b1	605	CLA	CMC-C2C	-2.27	1.46	1.50
36	CE	511	CLA	C1B-C2B	2.27	1.48	1.43
33	T4	201	CYC	C4D-ND	-2.27	1.34	1.37
36	CD	503	CLA	CMB-C2B	-2.27	1.46	1.50
36	cD	505	CLA	C1B-C2B	2.27	1.48	1.43
33	V4	201	CYC	C4A-C3A	2.27	1.50	1.45
36	bE	615	CLA	CMB-C2B	-2.27	1.46	1.50
33	b5	201	CYC	C4C-NC	-2.27	1.32	1.37
40	B1	623	LMT	C3'-C2'	2.26	1.58	1.52
36	BE	613	CLA	MG-ND	-2.26	2.01	2.05
33	ZF	201	CYC	C4B-NB	-2.26	1.33	1.38
36	bD	615	CLA	CMB-C2B	-2.26	1.46	1.50
36	XE	101	CLA	CMB-C2B	-2.26	1.46	1.50
36	c1	505	CLA	MG-ND	-2.26	2.01	2.05
36	cD	512	CLA	MG-ND	-2.26	2.01	2.05
40	BE	622	LMT	O2B-C2B	-2.26	1.37	1.43
36	CE	506	CLA	CMB-C2B	-2.26	1.46	1.50
36	CE	507	CLA	MG-ND	-2.26	2.01	2.05
36	D1	405	CLA	C1B-C2B	2.26	1.48	1.43
36	B1	608	CLA	CMC-C2C	-2.26	1.46	1.50
36	CD	505	CLA	MG-ND	-2.26	2.01	2.05
36	BE	614	CLA	CMD-C2D	-2.26	1.46	1.50
33	tB	1001	CYC	C1B-NB	-2.26	1.34	1.37
33	jI	201	CYC	C4C-NC	-2.26	1.32	1.37
36	CE	504	CLA	CMD-C2D	-2.26	1.46	1.50
36	cE	506	CLA	CMC-C2C	-2.26	1.46	1.50
36	BE	608	CLA	CMC-C2C	-2.26	1.46	1.50
47	v1	201	HEM	C3C-C4C	-2.26	1.42	1.46
36	aE	406	CLA	C1B-C2B	2.26	1.48	1.43
36	iD	101	CLA	MG-ND	-2.26	2.01	2.05
36	bE	605	CLA	CMC-C2C	-2.26	1.46	1.50
33	C4	1001	CYC	C4B-NB	-2.26	1.33	1.38
36	bE	610	CLA	C1B-C2B	2.26	1.48	1.43
36	CE	505	CLA	MG-ND	-2.26	2.01	2.05
33	YK	201	CYC	C4D-C3D	2.26	1.48	1.42
33	nK	202	CYC	C4D-ND	-2.26	1.34	1.37
36	c1	512	CLA	MG-ND	-2.26	2.01	2.05
36	AD	405	CLA	C4B-NB	2.26	1.40	1.37
47	VE	201	HEM	C3C-C4C	-2.26	1.42	1.46
33	LF	201	CYC	C1B-NB	-2.26	1.34	1.37
36	b1	615	CLA	CMB-C2B	-2.26	1.46	1.50
36	bD	605	CLA	CMC-C2C	-2.25	1.46	1.50

Continued on next page...

Continued from previous page...

Mol	Chain	Res	Type	Atoms	Z	Observed(Å)	Ideal(Å)
33	GL	201	CYC	C4B-NB	-2.25	1.33	1.38
40	BD	623	LMT	C3'-C2'	2.25	1.58	1.52
36	C1	505	CLA	MG-ND	-2.25	2.01	2.05
33	nF	202	CYC	C4D-ND	-2.25	1.34	1.37
36	BE	614	CLA	CMC-C2C	-2.25	1.46	1.50
33	bC	201	CYC	C4C-NC	-2.25	1.32	1.37
33	yB	201	CYC	OB-C4B	2.25	1.27	1.23
36	CD	511	CLA	CMB-C2B	-2.25	1.46	1.50
36	DE	406	CLA	CMC-C2C	-2.25	1.46	1.50
36	dE	406	CLA	C1B-C2B	2.25	1.48	1.43
36	aD	406	CLA	CMC-C2C	-2.25	1.46	1.50
33	nK	202	CYC	C1B-NB	-2.25	1.34	1.37
33	6L	201	CYC	C1D-ND	-2.25	1.34	1.37
36	BE	602	CLA	C4B-NB	2.25	1.40	1.37
36	H1	101	CLA	C1B-NB	-2.25	1.35	1.37
33	SG	201	CYC	C1B-NB	-2.25	1.34	1.37
36	dD	405	CLA	CMB-C2B	-2.25	1.46	1.50
36	cE	504	CLA	C1B-NB	-2.25	1.35	1.37
33	q4	201	CYC	C4D-C3D	2.25	1.48	1.42
36	BD	614	CLA	CMC-C2C	-2.25	1.46	1.50
33	dF	201	CYC	C4D-C3D	2.25	1.48	1.42
33	CB	1001	CYC	C4B-NB	-2.25	1.33	1.38
36	dD	406	CLA	C3B-C4B	2.25	1.48	1.42
47	V1	201	HEM	C3C-C4C	-2.25	1.42	1.46
36	bE	603	CLA	C1B-C2B	2.25	1.48	1.43
36	dE	406	CLA	C3B-C4B	2.25	1.48	1.42
36	b1	604	CLA	CMD-C2D	-2.25	1.46	1.50
38	h1	103	SQD	O6-C1	2.25	1.44	1.40
36	bD	605	CLA	C1B-C2B	2.25	1.48	1.43
36	bE	612	CLA	C1B-C2B	2.25	1.48	1.43
33	Q4	201	CYC	C4A-C3A	2.25	1.50	1.45
36	B1	605	CLA	C1B-NB	-2.25	1.35	1.37
36	cD	513	CLA	CMC-C2C	-2.25	1.46	1.50
33	TB	201	CYC	C4D-ND	-2.25	1.34	1.37
36	C1	504	CLA	CMD-C2D	-2.25	1.46	1.50
36	aE	406	CLA	CMC-C2C	-2.25	1.46	1.50
47	VD	201	HEM	C3C-C4C	-2.25	1.42	1.46
36	c1	504	CLA	C1B-C2B	2.25	1.48	1.43
33	PG	201	CYC	C1A-NA	-2.25	1.33	1.38
36	BD	602	CLA	C4B-NB	2.25	1.40	1.37
33	PB	201	CYC	C4C-NC	-2.25	1.32	1.37
33	GG	201	CYC	C4B-NB	-2.25	1.33	1.38

Continued on next page...

Continued from previous page...

Mol	Chain	Res	Type	Atoms	Z	Observed(Å)	Ideal(Å)
33	6G	201	CYC	C1D-ND	-2.25	1.34	1.37
36	B1	601	CLA	CMB-C2B	-2.24	1.46	1.50
36	bD	603	CLA	C1B-C2B	2.24	1.48	1.43
33	WL	201	CYC	C4B-NB	-2.24	1.33	1.38
36	cE	510	CLA	MG-NB	-2.24	2.01	2.05
36	aD	406	CLA	C4B-NB	2.24	1.40	1.37
36	BD	601	CLA	CMB-C2B	-2.24	1.46	1.50
36	B1	606	CLA	CMB-C2B	-2.24	1.46	1.50
38	hE	103	SQD	O6-C1	2.24	1.44	1.40
36	c1	513	CLA	CMC-C2C	-2.24	1.46	1.50
36	d1	406	CLA	C3B-C4B	2.24	1.48	1.42
33	YF	201	CYC	C4D-C3D	2.24	1.48	1.42
36	bE	604	CLA	CMB-C2B	-2.24	1.46	1.50
33	hF	201	CYC	C4D-C3D	2.24	1.48	1.42
36	bE	604	CLA	CMC-C2C	-2.24	1.46	1.50
33	PL	201	CYC	C1A-NA	-2.24	1.33	1.38
36	xD	101	CLA	CMB-C2B	-2.24	1.46	1.50
36	bE	610	CLA	CMD-C2D	-2.24	1.46	1.50
36	aD	405	CLA	C1B-C2B	2.24	1.48	1.43
33	nF	202	CYC	C1B-NB	-2.24	1.34	1.37
33	9K	201	CYC	C4D-ND	-2.24	1.34	1.37
36	xD	101	CLA	CMD-C2D	-2.24	1.46	1.50
36	BD	601	CLA	C1B-C2B	2.24	1.48	1.43
36	BE	611	CLA	C1B-C2B	2.24	1.48	1.43
33	9F	201	CYC	C4D-ND	-2.24	1.34	1.37
33	KG	201	CYC	C4B-NB	-2.24	1.33	1.38
36	DE	406	CLA	C1B-C2B	2.24	1.48	1.43
36	CD	504	CLA	CMD-C2D	-2.24	1.46	1.50
36	C1	511	CLA	CMB-C2B	-2.24	1.46	1.50
36	C1	514	CLA	CMD-C2D	-2.24	1.46	1.50
36	BE	608	CLA	C1B-C2B	2.24	1.48	1.43
36	XD	101	CLA	CMD-C2D	-2.24	1.46	1.50
36	B1	614	CLA	CMC-C2C	-2.24	1.46	1.50
33	qB	201	CYC	C4D-C3D	2.24	1.48	1.42
33	l7	201	CYC	C4C-NC	-2.24	1.32	1.37
45	D1	402	PHO	C14-C13	-2.24	1.45	1.52
36	BE	606	CLA	CMB-C2B	-2.24	1.46	1.50
36	CE	503	CLA	CMB-C2B	-2.24	1.46	1.50
38	hD	103	SQD	O6-C1	2.23	1.44	1.40
36	C1	507	CLA	MG-ND	-2.23	2.01	2.05
36	cE	511	CLA	C3B-C4B	2.23	1.48	1.42
36	x1	101	CLA	CMD-C2D	-2.23	1.46	1.50

Continued on next page...

Continued from previous page...

Mol	Chain	Res	Type	Atoms	Z	Observed(Å)	Ideal(Å)
36	B1	601	CLA	C1B-C2B	2.23	1.48	1.43
36	cE	513	CLA	MG-ND	-2.23	2.01	2.05
36	I1	101	CLA	CMB-C2B	-2.23	1.46	1.50
36	a1	407	CLA	CMC-C2C	-2.23	1.46	1.50
36	c1	513	CLA	CMB-C2B	-2.23	1.46	1.50
36	DE	406	CLA	C3B-C4B	2.23	1.48	1.42
40	BE	623	LMT	C3'-C2'	2.23	1.58	1.52
36	c1	502	CLA	CMC-C2C	-2.23	1.46	1.50
36	cE	513	CLA	CMC-C2C	-2.23	1.46	1.50
36	CD	507	CLA	MG-ND	-2.23	2.01	2.05
36	BE	613	CLA	CMB-C2B	-2.23	1.46	1.50
36	C1	506	CLA	CMB-C2B	-2.23	1.46	1.50
36	bE	615	CLA	CMC-C2C	-2.23	1.46	1.50
33	Y4	201	CYC	C4A-C3A	2.23	1.50	1.45
36	BE	607	CLA	CMC-C2C	-2.23	1.46	1.50
36	X1	101	CLA	CMD-C2D	-2.23	1.46	1.50
36	cD	503	CLA	CMC-C2C	-2.23	1.46	1.50
36	BD	608	CLA	C1B-C2B	2.23	1.48	1.43
33	P4	201	CYC	C4C-NC	-2.23	1.32	1.37
36	BD	613	CLA	CMB-C2B	-2.23	1.46	1.50
36	BD	613	CLA	CMC-C2C	-2.23	1.46	1.50
36	cD	506	CLA	C4B-NB	2.23	1.40	1.37
33	SG	201	CYC	C4C-NC	-2.23	1.32	1.37
36	BE	601	CLA	CMB-C2B	-2.23	1.46	1.50
36	cE	514	CLA	C1B-C2B	2.23	1.48	1.43
36	b1	612	CLA	C1B-C2B	2.23	1.48	1.43
38	h1	103	SQD	C46-C45	2.23	1.57	1.50
36	b1	612	CLA	C1B-NB	-2.23	1.35	1.37
33	B4	1001	CYC	C4B-NB	-2.23	1.33	1.38
36	BE	601	CLA	CMC-C2C	-2.23	1.46	1.50
36	b1	604	CLA	CMC-C2C	-2.23	1.46	1.50
36	a1	406	CLA	C1B-C2B	2.23	1.48	1.43
36	c1	505	CLA	C4B-NB	2.23	1.40	1.37
45	d1	402	PHO	C12-C13	-2.23	1.40	1.52
36	cD	514	CLA	CMD-C2D	-2.23	1.46	1.50
36	B1	603	CLA	CMC-C2C	-2.23	1.46	1.50
36	bD	615	CLA	CMC-C2C	-2.23	1.46	1.50
36	dE	405	CLA	CMB-C2B	-2.23	1.46	1.50
33	hK	201	CYC	C4D-C3D	2.23	1.48	1.42
33	Q4	201	CYC	OB-C4B	2.23	1.27	1.23
36	cD	510	CLA	MG-NB	-2.23	2.01	2.05
36	cD	513	CLA	MG-ND	-2.22	2.01	2.05

Continued on next page...

Continued from previous page...

Mol	Chain	Res	Type	Atoms	Z	Observed(Å)	Ideal(Å)
36	B1	608	CLA	C1B-C2B	2.22	1.48	1.43
33	3K	101	CYC	C4D-ND	-2.22	1.34	1.37
36	XE	101	CLA	CMD-C2D	-2.22	1.46	1.50
36	CE	506	CLA	CAC-C3C	-2.22	1.45	1.51
36	B1	613	CLA	CMC-C2C	-2.22	1.46	1.50
36	bD	604	CLA	CMB-C2B	-2.22	1.46	1.50
36	BE	613	CLA	CMC-C2C	-2.22	1.46	1.50
36	bD	612	CLA	C1B-C2B	2.22	1.48	1.43
36	aE	405	CLA	C1B-C2B	2.22	1.48	1.43
33	Z4	201	CYC	C4D-ND	-2.22	1.34	1.37
36	bD	612	CLA	C1B-NB	-2.22	1.35	1.37
36	B1	601	CLA	CMC-C2C	-2.22	1.46	1.50
33	T4	201	CYC	C4C-NC	-2.22	1.32	1.37
33	l5	201	CYC	C4C-NC	-2.22	1.32	1.37
36	b1	605	CLA	C1B-C2B	2.22	1.48	1.43
36	xE	101	CLA	CMD-C2D	-2.22	1.46	1.50
33	lJ	201	CYC	C4C-NC	-2.22	1.32	1.37
36	cE	508	CLA	C4B-NB	2.22	1.40	1.37
33	lA	201	CYC	C4C-NC	-2.22	1.32	1.37
36	bD	604	CLA	CMC-C2C	-2.22	1.46	1.50
33	dK	201	CYC	C4D-C3D	2.22	1.48	1.42
33	fF	201	CYC	C1B-C2B	2.22	1.49	1.45
38	hD	103	SQD	C46-C45	2.22	1.57	1.50
36	CD	506	CLA	CMD-C2D	-2.22	1.46	1.50
36	cE	514	CLA	CMD-C2D	-2.22	1.46	1.50
33	YB	201	CYC	C4A-C3A	2.22	1.50	1.45
33	lH	201	CYC	C4C-NC	-2.22	1.32	1.37
36	c1	505	CLA	CAC-C3C	-2.22	1.45	1.51
36	a1	406	CLA	C3B-C4B	2.22	1.48	1.42
36	B1	613	CLA	CMB-C2B	-2.22	1.46	1.50
33	IK	201	CYC	CHA-C4D	2.22	1.45	1.40
36	D1	405	CLA	C3B-C4B	2.22	1.48	1.42
36	b1	604	CLA	MG-NB	-2.22	2.01	2.05
36	bD	604	CLA	MG-NB	-2.22	2.01	2.05
33	TB	201	CYC	C4C-NC	-2.22	1.32	1.37
36	b1	612	CLA	MG-NB	-2.22	2.01	2.05
33	cF	201	CYC	OB-C4B	2.22	1.27	1.23
36	dD	406	CLA	C1B-C2B	2.22	1.48	1.43
36	cE	513	CLA	CMB-C2B	-2.22	1.46	1.50
36	BD	611	CLA	MG-NB	-2.22	2.01	2.05
40	BE	622	LMT	O3B-C3B	-2.22	1.37	1.43
36	bE	614	CLA	CMB-C2B	-2.22	1.46	1.50

Continued on next page...

Continued from previous page...

Mol	Chain	Res	Type	Atoms	Z	Observed(Å)	Ideal(Å)
33	WG	201	CYC	C4B-NB	-2.22	1.33	1.38
33	XK	201	CYC	C4B-NB	-2.22	1.33	1.38
36	c1	513	CLA	MG-ND	-2.22	2.01	2.05
36	CD	509	CLA	CMC-C2C	-2.22	1.46	1.50
36	CE	507	CLA	CMB-C2B	-2.22	1.46	1.50
40	bE	601	LMT	C3'-C4'	2.22	1.58	1.52
36	cD	514	CLA	C1B-C2B	2.22	1.48	1.43
36	B1	611	CLA	MG-NB	-2.21	2.01	2.05
36	B1	602	CLA	C4B-NB	2.21	1.40	1.37
36	B1	609	CLA	MG-ND	-2.21	2.01	2.05
36	bD	603	CLA	CMC-C2C	-2.21	1.46	1.50
36	cD	505	CLA	CMB-C2B	-2.21	1.46	1.50
33	l8	201	CYC	C4C-NC	-2.21	1.32	1.37
33	cK	201	CYC	OB-C4B	2.21	1.27	1.23
40	bD	601	LMT	C3'-C4'	2.21	1.58	1.52
36	BE	611	CLA	MG-NB	-2.21	2.01	2.05
36	BD	607	CLA	CMC-C2C	-2.21	1.46	1.50
36	cE	505	CLA	CMB-C2B	-2.21	1.46	1.50
36	XD	101	CLA	CMB-C2B	-2.21	1.46	1.50
36	BE	602	CLA	CMC-C2C	-2.21	1.46	1.50
36	B1	608	CLA	CMD-C2D	-2.21	1.46	1.50
36	c1	514	CLA	CMD-C2D	-2.21	1.46	1.50
33	l6	201	CYC	C4C-NC	-2.21	1.32	1.37
36	CE	511	CLA	CMB-C2B	-2.21	1.46	1.50
33	9F	201	CYC	OB-C4B	2.21	1.27	1.23
40	j1	101	LMT	O4'-C4B	-2.21	1.37	1.43
36	BD	611	CLA	C1B-C2B	2.21	1.48	1.43
33	O4	201	CYC	C4C-NC	-2.21	1.32	1.37
33	ZB	201	CYC	C4D-ND	-2.21	1.34	1.37
33	l9	201	CYC	C4C-NC	-2.21	1.32	1.37
36	b1	604	CLA	CMB-C2B	-2.21	1.46	1.50
36	d1	406	CLA	CMB-C2B	-2.21	1.46	1.50
33	9K	201	CYC	OB-C4B	2.21	1.27	1.23
36	dE	406	CLA	CMB-C2B	-2.21	1.46	1.50
36	B1	602	CLA	MG-NB	-2.21	2.01	2.05
33	AL	201	CYC	C4D-C3D	2.21	1.48	1.42
33	3F	101	CYC	C4D-ND	-2.21	1.34	1.37
33	6L	201	CYC	C1B-C2B	2.21	1.49	1.45
33	QB	201	CYC	OB-C4B	2.21	1.27	1.23
33	B4	1002	CYC	C4A-C3A	2.21	1.50	1.45
40	BD	622	LMT	O3B-C3B	-2.21	1.37	1.43
36	cD	513	CLA	CMB-C2B	-2.21	1.46	1.50

Continued on next page...

Continued from previous page...

Mol	Chain	Res	Type	Atoms	Z	Observed(Å)	Ideal(Å)
36	bE	607	CLA	CAC-C3C	-2.21	1.45	1.51
36	b1	603	CLA	CMB-C2B	-2.21	1.46	1.50
33	AG	201	CYC	C4D-C3D	2.21	1.48	1.42
36	cE	510	CLA	C3B-C4B	2.21	1.47	1.42
36	cE	506	CLA	CAC-C3C	-2.21	1.45	1.51
38	hE	103	SQD	C46-C45	2.21	1.57	1.50
36	BE	601	CLA	C1B-C2B	2.21	1.48	1.43
36	DD	406	CLA	C3B-C4B	2.21	1.47	1.42
33	KL	201	CYC	C4B-NB	-2.21	1.33	1.38
33	fK	201	CYC	C1B-C2B	2.21	1.49	1.45
36	bE	603	CLA	CMB-C2B	-2.21	1.46	1.50
36	c1	514	CLA	C1B-C2B	2.21	1.48	1.43
36	aE	406	CLA	C4B-NB	2.21	1.40	1.37
36	DD	406	CLA	C1B-C2B	2.21	1.48	1.43
36	CE	506	CLA	CMD-C2D	-2.21	1.46	1.50
36	bD	603	CLA	CMB-C2B	-2.21	1.46	1.50
36	bD	614	CLA	CMB-C2B	-2.21	1.46	1.50
36	cE	512	CLA	CMB-C2B	-2.21	1.46	1.50
36	bE	612	CLA	C1B-NB	-2.21	1.35	1.37
36	CD	514	CLA	CMD-C2D	-2.21	1.46	1.50
36	B1	602	CLA	CMC-C2C	-2.21	1.46	1.50
36	dD	403	CLA	CMD-C2D	-2.21	1.46	1.50
36	CD	507	CLA	CMB-C2B	-2.20	1.46	1.50
33	SL	201	CYC	C4C-NC	-2.20	1.32	1.37
36	A1	405	CLA	C4B-NB	2.20	1.40	1.37
36	CD	506	CLA	CAC-C3C	-2.20	1.45	1.51
36	cE	503	CLA	CMC-C2C	-2.20	1.46	1.50
33	ZB	201	CYC	OB-C4B	2.20	1.27	1.23
36	d1	406	CLA	C1B-C2B	2.20	1.48	1.43
33	BB	1001	CYC	C4B-NB	-2.20	1.33	1.38
36	b1	615	CLA	CMC-C2C	-2.20	1.46	1.50
36	dD	406	CLA	CMB-C2B	-2.20	1.46	1.50
36	bD	612	CLA	MG-NB	-2.20	2.01	2.05
33	Z4	201	CYC	OB-C4B	2.20	1.27	1.23
36	b1	607	CLA	CAC-C3C	-2.20	1.45	1.51
33	nF	202	CYC	C2C-C1C	-2.20	1.50	1.52
36	b1	603	CLA	C1B-C2B	2.20	1.48	1.43
33	6L	201	CYC	CHA-C4D	2.20	1.45	1.40
36	CE	509	CLA	CMC-C2C	-2.20	1.46	1.50
36	B1	607	CLA	CMC-C2C	-2.20	1.46	1.50
36	b1	614	CLA	CMB-C2B	-2.20	1.46	1.50
36	BD	602	CLA	CMC-C2C	-2.20	1.46	1.50

Continued on next page...

Continued from previous page...

Mol	Chain	Res	Type	Atoms	Z	Observed(Å)	Ideal(Å)
36	CD	513	CLA	CMD-C2D	-2.20	1.46	1.50
36	cE	508	CLA	CMC-C2C	-2.20	1.46	1.50
36	h1	102	CLA	MG-ND	-2.20	2.01	2.05
36	B1	611	CLA	C1B-C2B	2.20	1.48	1.43
36	A1	404	CLA	C4B-NB	2.20	1.40	1.37
36	bE	611	CLA	CHC-C4B	-2.20	1.34	1.39
45	DE	403	PHO	C7-C8	2.20	1.64	1.52
36	cD	513	CLA	CMD-C2D	-2.20	1.46	1.50
36	AE	405	CLA	C4B-NB	2.20	1.40	1.37
36	BD	608	CLA	CMD-C2D	-2.20	1.46	1.50
36	b1	603	CLA	CMC-C2C	-2.20	1.46	1.50
33	XF	201	CYC	C4B-NB	-2.20	1.33	1.38
36	C1	509	CLA	CMC-C2C	-2.20	1.46	1.50
36	CE	510	CLA	C1D-ND	2.20	1.40	1.37
36	cE	513	CLA	CMD-C2D	-2.20	1.46	1.50
36	bE	612	CLA	MG-NB	-2.20	2.01	2.05
36	BE	605	CLA	C1B-NB	-2.20	1.35	1.37
36	cD	511	CLA	C3B-C4B	2.20	1.47	1.42
33	l2	201	CYC	C4C-NC	-2.20	1.32	1.37
36	cD	506	CLA	CAC-C3C	-2.20	1.45	1.51
33	nK	201	CYC	C4D-C3D	2.20	1.48	1.42
36	C1	506	CLA	CAC-C3C	-2.20	1.45	1.51
36	C1	515	CLA	CMC-C2C	-2.20	1.46	1.50
36	hE	102	CLA	CMB-C2B	-2.20	1.46	1.50
36	aD	405	CLA	C3B-C4B	2.20	1.47	1.42
36	HD	101	CLA	CMB-C2B	-2.20	1.46	1.50
33	lI	201	CYC	C4C-NC	-2.20	1.32	1.37
38	LE	101	SQD	O6-C1	2.20	1.43	1.40
36	aE	405	CLA	C3B-C4B	2.20	1.47	1.42
36	cD	512	CLA	CMB-C2B	-2.20	1.46	1.50
36	CE	506	CLA	MG-ND	-2.20	2.01	2.05
36	BD	605	CLA	CAC-C3C	-2.20	1.45	1.51
36	B1	605	CLA	CAC-C3C	-2.20	1.45	1.51
36	CE	508	CLA	C3D-C4D	2.20	1.49	1.44
36	dE	403	CLA	CMD-C2D	-2.19	1.46	1.50
36	c1	502	CLA	C1B-C2B	2.19	1.48	1.43
36	BE	605	CLA	CAC-C3C	-2.19	1.45	1.51
36	CE	513	CLA	CMD-C2D	-2.19	1.46	1.50
36	c1	504	CLA	CMB-C2B	-2.19	1.46	1.50
36	bD	607	CLA	CAC-C3C	-2.19	1.45	1.51
36	BD	604	CLA	C1B-NB	-2.19	1.35	1.37
33	6G	201	CYC	CHA-C4D	2.19	1.45	1.40

Continued on next page...

Continued from previous page...

Mol	Chain	Res	Type	Atoms	Z	Observed(Å)	Ideal(Å)
36	ID	101	CLA	CMB-C2B	-2.19	1.46	1.50
47	ED	101	HEM	C1C-NC	-2.19	1.35	1.39
36	BD	603	CLA	CMC-C2C	-2.19	1.46	1.50
36	bD	611	CLA	CHC-C4B	-2.19	1.34	1.39
36	AD	404	CLA	C4B-NB	2.19	1.40	1.37
40	a1	401	LMT	O3B-C3B	-2.19	1.37	1.43
36	CE	515	CLA	MG-ND	-2.19	2.01	2.05
36	CE	515	CLA	CMC-C2C	-2.19	1.46	1.50
33	IF	201	CYC	CHA-C4D	2.19	1.45	1.40
33	l3	201	CYC	C4C-NC	-2.19	1.32	1.37
45	dE	402	PHO	CAA-C2A	-2.19	1.49	1.54
36	HE	101	CLA	MG-ND	-2.19	2.01	2.05
36	c1	510	CLA	MG-NB	-2.19	2.01	2.05
45	DE	401	PHO	C10-C8	-2.19	1.41	1.52
36	cD	506	CLA	CMD-C2D	-2.19	1.46	1.50
38	LD	101	SQD	O6-C1	2.19	1.43	1.40
36	BD	602	CLA	MG-NB	-2.19	2.01	2.05
36	HD	101	CLA	MG-ND	-2.19	2.01	2.05
36	hE	102	CLA	MG-ND	-2.19	2.01	2.05
36	dD	403	CLA	CMC-C2C	-2.19	1.46	1.50
33	BB	1002	CYC	C4A-C3A	2.19	1.50	1.45
36	BD	601	CLA	CMC-C2C	-2.19	1.46	1.50
36	C1	506	CLA	CMD-C2D	-2.19	1.46	1.50
36	BD	609	CLA	MG-ND	-2.19	2.01	2.05
36	BE	609	CLA	MG-ND	-2.19	2.01	2.05
36	c1	507	CLA	C1B-C2B	2.19	1.48	1.43
47	EE	101	HEM	C1C-NC	-2.19	1.35	1.39
36	H1	101	CLA	CMB-C2B	-2.19	1.46	1.50
36	d1	403	CLA	CMD-C2D	-2.19	1.46	1.50
36	BE	603	CLA	CMC-C2C	-2.19	1.46	1.50
36	BE	602	CLA	MG-NB	-2.19	2.01	2.05
36	dD	405	CLA	C1B-NB	-2.19	1.35	1.37
36	bD	609	CLA	CMC-C2C	-2.19	1.46	1.50
33	6G	201	CYC	C1B-C2B	2.19	1.49	1.45
36	BD	605	CLA	CMB-C2B	-2.19	1.46	1.50
36	c1	513	CLA	CMD-C2D	-2.19	1.46	1.50
36	bE	614	CLA	CMC-C2C	-2.19	1.46	1.50
36	b1	611	CLA	CHC-C4B	-2.19	1.34	1.39
36	d1	403	CLA	CMC-C2C	-2.19	1.46	1.50
36	B1	611	CLA	C1B-NB	-2.19	1.35	1.37
36	AD	405	CLA	C3B-C4B	2.19	1.47	1.42
36	c1	511	CLA	C3B-C4B	2.19	1.47	1.42

Continued on next page...

Continued from previous page...

Mol	Chain	Res	Type	Atoms	Z	Observed(Å)	Ideal(Å)
36	BE	608	CLA	CMD-C2D	-2.19	1.46	1.50
36	C1	507	CLA	CMB-C2B	-2.19	1.46	1.50
36	BD	610	CLA	CHC-C4B	-2.19	1.34	1.39
36	cE	506	CLA	CMD-C2D	-2.19	1.46	1.50
33	MF	201	CYC	C1B-NB	-2.18	1.34	1.37
33	MK	201	CYC	C1B-NB	-2.18	1.34	1.37
33	Z4	201	CYC	C4D-C3D	2.18	1.48	1.42
36	D1	404	CLA	MG-ND	-2.18	2.01	2.05
36	CD	508	CLA	C3D-C4D	2.18	1.49	1.44
36	BE	604	CLA	C1B-NB	-2.18	1.35	1.37
33	t4	1001	CYC	C4C-NC	-2.18	1.32	1.37
36	CD	506	CLA	MG-ND	-2.18	2.01	2.05
36	C1	506	CLA	MG-ND	-2.18	2.01	2.05
36	c1	505	CLA	CMD-C2D	-2.18	1.46	1.50
36	C1	508	CLA	C3D-C4D	2.18	1.49	1.44
36	AE	404	CLA	C4B-NB	2.18	1.40	1.37
36	B1	604	CLA	C1B-NB	-2.18	1.35	1.37
36	bD	606	CLA	C1B-NB	-2.18	1.35	1.37
36	dE	403	CLA	CMC-C2C	-2.18	1.46	1.50
38	L1	101	SQD	O6-C1	2.18	1.43	1.40
33	lC	201	CYC	C4C-NC	-2.18	1.32	1.37
36	bE	604	CLA	MG-NB	-2.18	2.01	2.05
40	AD	412	LMT	O3B-C3B	-2.18	1.37	1.43
36	BE	610	CLA	CHC-C4B	-2.18	1.34	1.39
33	ZK	201	CYC	C4D-ND	-2.18	1.34	1.37
36	c1	508	CLA	CMC-C2C	-2.18	1.46	1.50
47	fE	101	HEM	C1C-NC	-2.18	1.35	1.39
33	XK	201	CYC	C4D-ND	-2.18	1.34	1.37
36	CD	515	CLA	CMC-C2C	-2.18	1.46	1.50
33	OB	201	CYC	C4C-NC	-2.18	1.32	1.37
33	tB	1001	CYC	C4C-NC	-2.18	1.32	1.37
36	hD	102	CLA	CMB-C2B	-2.18	1.46	1.50
33	ZF	201	CYC	C4D-ND	-2.18	1.34	1.37
36	CD	515	CLA	MG-ND	-2.18	2.01	2.05
36	cD	503	CLA	C1B-C2B	2.18	1.48	1.43
36	bE	603	CLA	CMC-C2C	-2.18	1.46	1.50
36	c1	506	CLA	C1B-C2B	2.18	1.48	1.43
40	b1	601	LMT	C3'-C4'	2.18	1.58	1.52
36	CE	515	CLA	CMD-C2D	-2.18	1.46	1.50
36	cD	508	CLA	CMC-C2C	-2.18	1.46	1.50
36	h1	102	CLA	CMB-C2B	-2.18	1.46	1.50
36	bD	614	CLA	CMC-C2C	-2.18	1.46	1.50

Continued on next page...

Continued from previous page...

Mol	Chain	Res	Type	Atoms	Z	Observed(Å)	Ideal(Å)
33	ZB	201	CYC	C4D-C3D	2.18	1.48	1.42
36	cD	508	CLA	C3B-C4B	2.18	1.47	1.42
36	BD	604	CLA	C3B-C4B	2.18	1.47	1.42
33	PB	201	CYC	C1A-NA	-2.18	1.33	1.38
36	b1	609	CLA	CMC-C2C	-2.18	1.46	1.50
40	bE	601	LMT	O4'-C4B	-2.18	1.37	1.43
36	BE	604	CLA	C3B-C4B	2.18	1.47	1.42
36	dE	405	CLA	C1B-NB	-2.18	1.35	1.37
33	XF	201	CYC	C4D-ND	-2.17	1.34	1.37
36	c1	508	CLA	C3B-C4B	2.17	1.47	1.42
36	cE	508	CLA	C3B-C4B	2.17	1.47	1.42
36	C1	515	CLA	MG-ND	-2.17	2.01	2.05
36	cE	503	CLA	C1B-C2B	2.17	1.48	1.43
36	cD	507	CLA	C1B-C2B	2.17	1.48	1.43
36	A1	405	CLA	C3B-C4B	2.17	1.47	1.42
36	BD	612	CLA	C3B-C4B	2.17	1.47	1.42
36	b1	606	CLA	C1B-NB	-2.17	1.35	1.37
36	HE	101	CLA	CMB-C2B	-2.17	1.46	1.50
40	A1	413	LMT	O3B-C3B	-2.17	1.37	1.43
36	AE	405	CLA	C3B-C4B	2.17	1.47	1.42
36	B1	604	CLA	C3B-C4B	2.17	1.47	1.42
36	CE	514	CLA	CMD-C2D	-2.17	1.46	1.50
36	cD	510	CLA	C3B-C4B	2.17	1.47	1.42
36	CD	515	CLA	CMD-C2D	-2.17	1.46	1.50
36	hD	102	CLA	MG-ND	-2.17	2.01	2.05
36	C1	509	CLA	C3B-C4B	2.17	1.47	1.42
40	b1	601	LMT	O4'-C4B	-2.17	1.37	1.43
33	nK	202	CYC	C4B-NB	-2.17	1.33	1.38
36	C1	513	CLA	MG-ND	-2.17	2.01	2.05
33	C4	1001	CYC	C4A-C3A	2.17	1.50	1.45
40	jD	101	LMT	O4'-C4B	-2.17	1.37	1.43
36	BD	602	CLA	CMB-C2B	-2.17	1.46	1.50
36	b1	607	CLA	CMB-C2B	-2.17	1.46	1.50
36	bE	604	CLA	MG-ND	-2.17	2.01	2.05
33	kF	201	CYC	C4D-C3D	2.17	1.47	1.42
36	B1	610	CLA	CHC-C4B	-2.17	1.34	1.39
38	L1	102	SQD	O6-C1	2.17	1.43	1.40
36	CE	504	CLA	C1B-NB	-2.17	1.35	1.37
33	CB	1001	CYC	C4A-C3A	2.17	1.50	1.45
36	H1	101	CLA	MG-ND	-2.17	2.01	2.05
36	IE	101	CLA	CMB-C2B	-2.17	1.46	1.50
33	OB	201	CYC	C1B-C2B	2.17	1.49	1.45

Continued on next page...

Continued from previous page...

Mol	Chain	Res	Type	Atoms	Z	Observed(Å)	Ideal(Å)
36	bD	606	CLA	C3B-C4B	2.17	1.47	1.42
47	fD	101	HEM	C1C-NC	-2.17	1.35	1.39
38	LE	102	SQD	O6-C1	2.17	1.43	1.40
33	u4	201	CYC	C4B-NB	-2.17	1.33	1.38
33	nK	202	CYC	C2C-C1C	-2.17	1.50	1.52
33	P4	201	CYC	C1A-NA	-2.17	1.33	1.38
36	a1	407	CLA	CMB-C2B	-2.17	1.46	1.50
36	xE	101	CLA	CMC-C2C	-2.17	1.46	1.50
33	h8	201	CYC	C4B-NB	-2.17	1.33	1.38
33	nF	201	CYC	C4D-C3D	2.17	1.47	1.42
36	c1	510	CLA	C3B-C4B	2.16	1.47	1.42
40	AE	412	LMT	O2'-C2'	-2.16	1.37	1.43
36	C1	515	CLA	CMD-C2D	-2.16	1.46	1.50
33	TB	201	CYC	C4A-C3A	2.16	1.50	1.45
47	f1	101	HEM	C1C-NC	-2.16	1.35	1.39
38	LD	102	SQD	O6-C1	2.16	1.43	1.40
36	hE	101	CLA	CMC-C2C	-2.16	1.46	1.50
33	h7	201	CYC	C4B-NB	-2.16	1.33	1.38
33	cK	201	CYC	C4A-C3A	2.16	1.50	1.45
36	IE	101	CLA	CMC-C2C	-2.16	1.46	1.50
36	bD	610	CLA	MG-ND	-2.16	2.01	2.05
40	AE	412	LMT	O3B-C3B	-2.16	1.37	1.43
36	CE	509	CLA	C3B-C4B	2.16	1.47	1.42
36	C1	508	CLA	CMC-C2C	-2.16	1.46	1.50
40	bD	601	LMT	O4'-C4B	-2.16	1.37	1.43
33	z4	201	CYC	C1B-C2B	2.16	1.49	1.45
36	c1	512	CLA	CMB-C2B	-2.16	1.46	1.50
36	CD	509	CLA	C3B-C4B	2.16	1.47	1.42
36	DE	405	CLA	MG-ND	-2.16	2.01	2.05
36	DD	405	CLA	MG-ND	-2.16	2.01	2.05
33	hA	201	CYC	C4B-NB	-2.16	1.33	1.38
36	B1	612	CLA	MG-ND	-2.16	2.01	2.05
36	HD	103	CLA	CMC-C2C	-2.16	1.46	1.50
36	b1	613	CLA	C3B-C4B	2.16	1.47	1.42
36	bE	609	CLA	CMC-C2C	-2.16	1.46	1.50
33	r4	201	CYC	OB-C4B	2.16	1.27	1.23
33	B4	1001	CYC	OB-C4B	2.16	1.27	1.23
36	b1	606	CLA	C3B-C4B	2.16	1.47	1.42
40	jE	101	LMT	O4'-C4B	-2.16	1.37	1.43
36	bD	610	CLA	CMB-C2B	-2.16	1.46	1.50
36	CD	511	CLA	CHC-C4B	-2.16	1.34	1.39
36	b1	605	CLA	C1B-NB	-2.15	1.35	1.37

Continued on next page...

Continued from previous page...

Mol	Chain	Res	Type	Atoms	Z	Observed(Å)	Ideal(Å)
36	bD	605	CLA	C1B-NB	-2.15	1.35	1.37
36	B1	609	CLA	CMB-C2B	-2.15	1.46	1.50
36	CE	513	CLA	MG-ND	-2.15	2.01	2.05
36	b1	610	CLA	CMB-C2B	-2.15	1.46	1.50
33	h5	201	CYC	C4B-NB	-2.15	1.33	1.38
33	cF	201	CYC	C4A-C3A	2.15	1.50	1.45
36	CE	503	CLA	MG-ND	-2.15	2.01	2.05
36	b1	613	CLA	MG-ND	-2.15	2.01	2.05
36	BD	605	CLA	C1B-NB	-2.15	1.35	1.37
36	bD	607	CLA	CMB-C2B	-2.15	1.46	1.50
33	zB	201	CYC	C1B-C2B	2.15	1.49	1.45
36	bE	606	CLA	C1B-NB	-2.15	1.35	1.37
36	bE	610	CLA	CMB-C2B	-2.15	1.46	1.50
36	bD	613	CLA	MG-ND	-2.15	2.01	2.05
36	C1	508	CLA	C1B-C2B	2.15	1.48	1.43
36	cE	507	CLA	C1B-C2B	2.15	1.48	1.43
33	nF	202	CYC	C4B-NB	-2.15	1.33	1.38
36	BE	602	CLA	CMB-C2B	-2.15	1.46	1.50
47	E1	101	HEM	C1C-NC	-2.15	1.35	1.39
36	C1	513	CLA	CMD-C2D	-2.15	1.46	1.50
33	TG	201	CYC	OB-C4B	2.15	1.27	1.23
33	TL	201	CYC	OB-C4B	2.15	1.27	1.23
33	5L	201	CYC	OB-C4B	2.15	1.27	1.23
36	BE	611	CLA	C1B-NB	-2.15	1.35	1.37
36	bE	607	CLA	C1B-NB	-2.15	1.35	1.37
36	B1	612	CLA	C3B-C4B	2.15	1.47	1.42
33	hH	201	CYC	C4B-NB	-2.15	1.33	1.38
36	d1	405	CLA	C1B-NB	-2.15	1.35	1.37
36	CD	508	CLA	CMC-C2C	-2.15	1.46	1.50
36	BE	605	CLA	CMC-C2C	-2.15	1.46	1.50
36	b1	604	CLA	MG-ND	-2.15	2.01	2.05
33	p4	201	CYC	C1B-NB	-2.15	1.34	1.37
36	CD	513	CLA	MG-ND	-2.15	2.01	2.05
36	B1	602	CLA	CMB-C2B	-2.15	1.46	1.50
33	uB	201	CYC	C4B-NB	-2.15	1.33	1.38
36	b1	603	CLA	MG-ND	-2.15	2.01	2.05
36	HE	101	CLA	C1B-NB	-2.15	1.35	1.37
36	BE	605	CLA	CMB-C2B	-2.15	1.46	1.50
36	b1	614	CLA	CMC-C2C	-2.15	1.46	1.50
36	b1	611	CLA	C3B-C4B	2.15	1.47	1.42
33	qB	201	CYC	C1B-NB	-2.15	1.34	1.37
36	c1	512	CLA	CMC-C2C	-2.15	1.46	1.50

Continued on next page...

Continued from previous page...

Mol	Chain	Res	Type	Atoms	Z	Observed(Å)	Ideal(Å)
33	hI	201	CYC	C4B-NB	-2.15	1.33	1.38
36	C1	509	CLA	C1B-NB	-2.15	1.35	1.37
40	AD	412	LMT	O2'-C2'	-2.15	1.37	1.43
36	hD	102	CLA	CMD-C2D	-2.15	1.46	1.50
33	T4	201	CYC	C4A-C3A	2.15	1.50	1.45
36	CE	511	CLA	CHC-C4B	-2.15	1.34	1.39
36	b1	604	CLA	CAA-C2A	-2.15	1.50	1.54
33	z4	201	CYC	C1B-NB	-2.15	1.34	1.37
33	SG	201	CYC	C4B-NB	-2.15	1.33	1.38
36	CE	508	CLA	C1B-C2B	2.15	1.48	1.43
33	r4	201	CYC	C1D-ND	-2.15	1.34	1.37
36	iE	101	CLA	CMC-C2C	-2.14	1.46	1.50
33	pB	201	CYC	C1B-NB	-2.14	1.34	1.37
36	bE	606	CLA	C3B-C4B	2.14	1.47	1.42
33	kK	201	CYC	C4D-C3D	2.14	1.47	1.42
36	bE	606	CLA	CMC-C2C	-2.14	1.46	1.50
36	B1	602	CLA	MG-ND	-2.14	2.01	2.05
33	h2	201	CYC	C4B-NB	-2.14	1.33	1.38
36	C1	503	CLA	MG-ND	-2.14	2.01	2.05
36	B1	605	CLA	CMB-C2B	-2.14	1.46	1.50
36	H1	103	CLA	CMC-C2C	-2.14	1.46	1.50
36	aD	406	CLA	CMB-C2B	-2.14	1.46	1.50
33	hJ	201	CYC	C4B-NB	-2.14	1.33	1.38
40	A1	413	LMT	O2'-C2'	-2.14	1.37	1.43
36	iD	101	CLA	C1B-C2B	2.14	1.48	1.43
33	1G	201	CYC	C4D-ND	-2.14	1.34	1.37
36	C1	511	CLA	CHC-C4B	-2.14	1.34	1.39
33	HL	201	CYC	C4D-C3D	2.14	1.47	1.42
36	BE	612	CLA	C3B-C4B	2.14	1.47	1.42
33	MK	201	CYC	C4A-C3A	2.14	1.50	1.45
36	cD	512	CLA	CMC-C2C	-2.14	1.46	1.50
36	CD	503	CLA	MG-ND	-2.14	2.01	2.05
36	XE	101	CLA	CMC-C2C	-2.14	1.46	1.50
36	BD	611	CLA	C1B-NB	-2.14	1.35	1.37
36	BD	605	CLA	CMC-C2C	-2.14	1.46	1.50
36	bE	604	CLA	CAA-C2A	-2.14	1.50	1.54
36	c1	506	CLA	CMC-C2C	-2.14	1.46	1.50
36	HD	101	CLA	C1B-NB	-2.14	1.35	1.37
36	BE	604	CLA	CMC-C2C	-2.14	1.46	1.50
36	BE	609	CLA	CMB-C2B	-2.14	1.46	1.50
36	I1	101	CLA	C1B-C2B	2.14	1.48	1.43
36	bE	605	CLA	C1B-NB	-2.14	1.35	1.37

Continued on next page...

Continued from previous page...

Mol	Chain	Res	Type	Atoms	Z	Observed(Å)	Ideal(Å)
36	bD	603	CLA	MG-ND	-2.14	2.01	2.05
33	fK	201	CYC	C1A-NA	-2.14	1.34	1.38
36	BD	609	CLA	CMB-C2B	-2.14	1.46	1.50
36	bD	604	CLA	CAA-C2A	-2.14	1.50	1.54
36	CE	509	CLA	C1B-NB	-2.14	1.35	1.37
36	hE	102	CLA	C1B-NB	-2.14	1.35	1.37
36	BE	610	CLA	C3B-C4B	2.13	1.47	1.42
33	oB	201	CYC	C1B-NB	-2.13	1.34	1.37
33	t4	1001	CYC	C1B-C2B	2.13	1.48	1.45
36	ID	101	CLA	CMC-C2C	-2.13	1.46	1.50
36	CD	510	CLA	C1D-ND	2.13	1.40	1.37
36	bE	613	CLA	MG-ND	-2.13	2.01	2.05
36	iE	101	CLA	C1B-C2B	2.13	1.48	1.43
36	X1	101	CLA	CMC-C2C	-2.13	1.46	1.50
33	O4	201	CYC	C1B-C2B	2.13	1.48	1.45
33	5G	201	CYC	OB-C4B	2.13	1.27	1.23
36	CD	504	CLA	C1B-NB	-2.13	1.35	1.37
36	XD	101	CLA	CMC-C2C	-2.13	1.46	1.50
36	B1	610	CLA	C3B-C4B	2.13	1.47	1.42
36	BD	602	CLA	MG-ND	-2.13	2.01	2.05
33	o4	201	CYC	C1B-NB	-2.13	1.34	1.37
36	D1	404	CLA	C1B-NB	-2.13	1.35	1.37
33	HG	201	CYC	C4D-C3D	2.13	1.47	1.42
33	JK	201	CYC	C1B-C2B	2.13	1.48	1.45
36	bD	613	CLA	C3B-C4B	2.13	1.47	1.42
36	aE	406	CLA	CMB-C2B	-2.13	1.46	1.50
45	DE	401	PHO	C15-C13	2.13	1.63	1.52
36	bD	607	CLA	C1B-NB	-2.13	1.35	1.37
33	dF	201	CYC	C1D-ND	-2.13	1.34	1.37
36	iD	101	CLA	CMC-C2C	-2.13	1.46	1.50
33	JF	201	CYC	C1B-C2B	2.13	1.48	1.45
36	bD	604	CLA	MG-ND	-2.13	2.01	2.05
33	PB	201	CYC	C1B-NB	-2.13	1.34	1.37
33	6G	201	CYC	C4B-NB	-2.13	1.33	1.38
36	bE	610	CLA	MG-ND	-2.13	2.01	2.05
36	bD	611	CLA	C3B-C4B	2.13	1.47	1.42
36	CE	508	CLA	CMC-C2C	-2.13	1.46	1.50
36	BE	608	CLA	C1B-NB	-2.13	1.35	1.37
36	BE	612	CLA	MG-ND	-2.13	2.01	2.05
36	B1	604	CLA	CMC-C2C	-2.13	1.46	1.50
36	b1	607	CLA	CMC-C2C	-2.13	1.46	1.50
36	bD	607	CLA	CMC-C2C	-2.13	1.46	1.50

Continued on next page...

Continued from previous page...

Mol	Chain	Res	Type	Atoms	Z	Observed(Å)	Ideal(Å)
36	BD	612	CLA	MG-ND	-2.13	2.01	2.05
33	rB	201	CYC	C1D-ND	-2.13	1.34	1.37
33	9K	201	CYC	C1B-NB	-2.13	1.34	1.37
36	hD	101	CLA	CMC-C2C	-2.13	1.46	1.50
33	SL	201	CYC	C4B-NB	-2.13	1.33	1.38
36	b1	610	CLA	MG-ND	-2.13	2.01	2.05
33	O4	201	CYC	C4D-C3D	2.12	1.47	1.42
33	P4	201	CYC	C1B-NB	-2.12	1.34	1.37
36	CD	509	CLA	C4B-NB	2.12	1.40	1.37
36	bE	611	CLA	C3B-C4B	2.12	1.47	1.42
33	dK	201	CYC	C1D-ND	-2.12	1.34	1.37
36	d1	405	CLA	MG-ND	-2.12	2.01	2.05
36	BD	610	CLA	C3B-C4B	2.12	1.47	1.42
33	tB	1001	CYC	C1B-C2B	2.12	1.48	1.45
33	WB	201	CYC	C1B-C2B	2.12	1.48	1.45
33	BB	1001	CYC	OB-C4B	2.12	1.27	1.23
33	YB	201	CYC	C1A-NA	-2.12	1.34	1.38
33	q4	201	CYC	C1B-NB	-2.12	1.34	1.37
33	MF	201	CYC	C4A-C3A	2.12	1.50	1.45
36	IE	101	CLA	CHC-C1C	2.12	1.42	1.38
36	cD	510	CLA	C1C-NC	-2.12	1.34	1.37
33	h6	201	CYC	C4B-NB	-2.12	1.33	1.38
36	ID	101	CLA	C1B-C2B	2.12	1.48	1.43
36	C1	510	CLA	C1D-ND	2.12	1.40	1.37
36	h1	102	CLA	C1B-NB	-2.12	1.35	1.37
36	bD	606	CLA	CMC-C2C	-2.12	1.46	1.50
33	h9	201	CYC	C4B-NB	-2.12	1.33	1.38
33	6L	201	CYC	C4B-NB	-2.12	1.33	1.38
33	cK	201	CYC	C1D-ND	-2.12	1.34	1.37
36	CE	505	CLA	CMC-C2C	-2.12	1.46	1.50
36	x1	101	CLA	CMC-C2C	-2.12	1.46	1.50
36	b1	607	CLA	C1B-NB	-2.12	1.35	1.37
36	hD	102	CLA	C1B-NB	-2.12	1.35	1.37
33	rB	201	CYC	OB-C4B	2.12	1.27	1.23
33	9F	201	CYC	C1B-NB	-2.12	1.34	1.37
36	b1	611	CLA	CAC-C3C	-2.12	1.45	1.51
33	hC	201	CYC	C4B-NB	-2.12	1.33	1.38
36	BE	614	CLA	C1B-C2B	2.12	1.48	1.43
36	HE	103	CLA	CMC-C2C	-2.12	1.46	1.50
36	bE	607	CLA	CMB-C2B	-2.12	1.46	1.50
33	MK	201	CYC	C1B-C2B	2.12	1.48	1.45
36	bE	611	CLA	CAC-C3C	-2.12	1.45	1.51

Continued on next page...

Continued from previous page...

Mol	Chain	Res	Type	Atoms	Z	Observed(Å)	Ideal(Å)
36	c1	509	CLA	C4D-ND	-2.12	1.34	1.37
36	cE	512	CLA	CMC-C2C	-2.12	1.46	1.50
36	C1	504	CLA	C1B-NB	-2.11	1.35	1.37
36	xD	101	CLA	CMC-C2C	-2.11	1.46	1.50
36	C1	509	CLA	C4B-NB	2.11	1.40	1.37
36	hE	102	CLA	CMD-C2D	-2.11	1.46	1.50
33	YK	201	CYC	C1D-ND	-2.11	1.34	1.37
33	1L	201	CYC	C4D-ND	-2.11	1.34	1.37
36	bE	613	CLA	C3B-C4B	2.11	1.47	1.42
36	dD	405	CLA	MG-ND	-2.11	2.01	2.05
36	DE	405	CLA	C1B-NB	-2.11	1.35	1.37
33	Y4	201	CYC	C1A-NA	-2.11	1.34	1.38
36	a1	406	CLA	CMC-C2C	-2.11	1.46	1.50
33	cF	201	CYC	C1D-ND	-2.11	1.34	1.37
36	CD	505	CLA	CMC-C2C	-2.11	1.46	1.50
33	fF	201	CYC	C1A-NA	-2.11	1.34	1.38
36	cD	510	CLA	CMC-C2C	-2.11	1.46	1.50
36	c1	510	CLA	CMC-C2C	-2.11	1.46	1.50
36	CE	509	CLA	C4B-NB	2.11	1.40	1.37
33	MF	201	CYC	C1B-C2B	2.11	1.48	1.45
36	bE	607	CLA	CMC-C2C	-2.11	1.46	1.50
36	CD	508	CLA	C1B-C2B	2.11	1.48	1.43
33	XB	201	CYC	C1B-NB	-2.11	1.34	1.37
33	HG	201	CYC	C4D-ND	-2.11	1.34	1.37
33	hK	201	CYC	C1D-ND	-2.11	1.34	1.37
36	bE	613	CLA	C1B-NB	-2.11	1.35	1.37
36	c1	510	CLA	C1C-NC	-2.11	1.34	1.37
36	BE	602	CLA	MG-ND	-2.11	2.01	2.05
33	kF	201	CYC	C1B-NB	-2.11	1.34	1.37
33	j2	201	CYC	C4B-NB	-2.11	1.33	1.38
33	zB	201	CYC	C1B-NB	-2.11	1.34	1.37
36	BD	602	CLA	CAA-C2A	-2.11	1.50	1.54
36	ID	101	CLA	CHC-C1C	2.11	1.42	1.38
36	cE	510	CLA	C1C-NC	-2.11	1.34	1.37
36	aE	405	CLA	CMC-C2C	-2.11	1.46	1.50
36	IE	101	CLA	C1B-C2B	2.11	1.48	1.43
33	f2	201	CYC	C4B-NB	-2.11	1.33	1.38
33	h3	201	CYC	C4B-NB	-2.11	1.33	1.38
33	jF	201	CYC	C4A-C3A	2.11	1.50	1.45
33	mK	201	CYC	C4B-NB	-2.11	1.33	1.38
33	hF	201	CYC	C1D-ND	-2.11	1.34	1.37
36	I1	101	CLA	CMC-C2C	-2.10	1.46	1.50

Continued on next page...

Continued from previous page...

Mol	Chain	Res	Type	Atoms	Z	Observed(Å)	Ideal(Å)
33	QB	201	CYC	C4B-NB	-2.10	1.33	1.38
33	y4	201	CYC	C4B-NB	-2.10	1.33	1.38
36	B1	605	CLA	CMC-C2C	-2.10	1.46	1.50
36	B1	603	CLA	C1B-NB	-2.10	1.35	1.37
33	f5	201	CYC	C4B-NB	-2.10	1.33	1.38
33	Q4	201	CYC	C4B-NB	-2.10	1.33	1.38
36	h1	101	CLA	CMC-C2C	-2.10	1.46	1.50
36	BD	604	CLA	CMC-C2C	-2.10	1.46	1.50
33	OB	201	CYC	C4D-C3D	2.10	1.47	1.42
36	BE	606	CLA	MG-ND	-2.10	2.01	2.05
36	B1	602	CLA	CAA-C2A	-2.10	1.50	1.54
36	BD	614	CLA	C1B-C2B	2.10	1.48	1.43
36	bE	603	CLA	MG-ND	-2.10	2.01	2.05
36	CD	509	CLA	C1B-NB	-2.10	1.35	1.37
33	f7	201	CYC	C4B-NB	-2.10	1.33	1.38
40	DE	404	LMT	O1'-C1'	-2.10	1.36	1.40
33	bK	201	CYC	C1A-NA	-2.10	1.34	1.38
36	h1	102	CLA	CMD-C2D	-2.10	1.46	1.50
36	bD	611	CLA	CAC-C3C	-2.10	1.45	1.51
33	X4	201	CYC	C1B-NB	-2.09	1.34	1.37
36	C1	507	CLA	CMC-C2C	-2.09	1.46	1.50
33	pB	201	CYC	C4D-ND	-2.09	1.34	1.37
33	7L	201	CYC	CMD-C2D	2.09	1.55	1.50
36	b1	613	CLA	C1B-NB	-2.09	1.35	1.37
33	YF	201	CYC	C1D-ND	-2.09	1.34	1.37
33	LK	201	CYC	C1B-C2B	2.09	1.48	1.45
33	kK	201	CYC	C1B-NB	-2.09	1.34	1.37
36	BD	606	CLA	MG-ND	-2.09	2.01	2.05
33	w4	201	CYC	C1B-NB	-2.09	1.34	1.37
36	aD	405	CLA	CMC-C2C	-2.09	1.46	1.50
36	DD	405	CLA	C1B-NB	-2.09	1.35	1.37
36	HD	101	CLA	CMD-C2D	-2.09	1.46	1.50
33	HL	201	CYC	C4D-ND	-2.09	1.34	1.37
33	wB	201	CYC	C1B-NB	-2.09	1.34	1.37
36	cE	509	CLA	C4D-ND	-2.09	1.34	1.37
33	MG	201	CYC	C4D-ND	-2.09	1.34	1.37
36	B1	606	CLA	MG-ND	-2.09	2.01	2.05
36	dE	405	CLA	MG-ND	-2.09	2.01	2.05
33	bF	201	CYC	C1A-NA	-2.09	1.34	1.38
36	CE	507	CLA	CMC-C2C	-2.09	1.46	1.50
36	b1	606	CLA	CMC-C2C	-2.09	1.46	1.50
33	f9	201	CYC	C4B-NB	-2.09	1.33	1.38

Continued on next page...

Continued from previous page...

Mol	Chain	Res	Type	Atoms	Z	Observed(Å)	Ideal(Å)
33	fI	201	CYC	C4B-NB	-2.09	1.33	1.38
36	CD	507	CLA	CMC-C2C	-2.09	1.46	1.50
33	jA	201	CYC	C4B-NB	-2.09	1.33	1.38
33	fH	201	CYC	C4B-NB	-2.09	1.33	1.38
33	RL	201	CYC	C4D-C3D	2.09	1.47	1.42
33	f3	201	CYC	C4B-NB	-2.08	1.33	1.38
33	v4	201	CYC	C4B-NB	-2.08	1.33	1.38
36	C1	505	CLA	CMC-C2C	-2.08	1.46	1.50
36	BE	602	CLA	CAA-C2A	-2.08	1.50	1.54
33	W4	201	CYC	C1B-C2B	2.08	1.48	1.45
33	j5	201	CYC	C4B-NB	-2.08	1.33	1.38
36	C1	512	CLA	CMB-C2B	-2.08	1.46	1.50
33	IG	201	CYC	OB-C4B	2.08	1.27	1.23
33	mF	201	CYC	C4B-NB	-2.08	1.33	1.38
33	f8	201	CYC	C4B-NB	-2.08	1.33	1.38
33	j8	201	CYC	C4B-NB	-2.08	1.33	1.38
33	fC	201	CYC	C4B-NB	-2.08	1.33	1.38
36	CE	503	CLA	C1B-NB	-2.08	1.35	1.37
33	XB	201	CYC	C2C-C1C	-2.08	1.50	1.52
33	9F	201	CYC	C2C-C1C	-2.08	1.50	1.52
36	B1	601	CLA	MG-ND	-2.08	2.01	2.05
36	cD	509	CLA	MG-ND	-2.08	2.01	2.05
33	j3	201	CYC	C4B-NB	-2.08	1.33	1.38
33	yB	201	CYC	C4B-NB	-2.08	1.33	1.38
36	CE	508	CLA	C1D-C2D	2.08	1.49	1.45
33	JL	201	CYC	OB-C4B	2.08	1.27	1.23
33	jK	201	CYC	C4A-C3A	2.08	1.50	1.45
33	7G	201	CYC	CMD-C2D	2.08	1.55	1.50
36	B1	614	CLA	C1B-C2B	2.08	1.48	1.43
36	CD	514	CLA	CMB-C2B	-2.08	1.46	1.50
36	cE	510	CLA	CMC-C2C	-2.07	1.46	1.50
36	I1	101	CLA	CHC-C1C	2.07	1.42	1.38
36	cD	509	CLA	C4D-ND	-2.07	1.34	1.37
33	j9	201	CYC	C4B-NB	-2.07	1.33	1.38
36	HE	101	CLA	CMD-C2D	-2.07	1.46	1.50
36	H1	101	CLA	CMD-C2D	-2.07	1.46	1.50
33	z4	201	CYC	C4B-NB	-2.07	1.33	1.38
36	CE	503	CLA	CMC-C2C	-2.07	1.46	1.50
40	DD	404	LMT	O1'-C1'	-2.07	1.36	1.40
36	C1	515	CLA	C1B-NB	-2.07	1.35	1.37
33	eF	201	CYC	C4D-ND	-2.07	1.34	1.37
36	CD	514	CLA	CMC-C2C	-2.07	1.46	1.50

Continued on next page...

Continued from previous page...

Mol	Chain	Res	Type	Atoms	Z	Observed(Å)	Ideal(Å)
36	BD	601	CLA	MG-ND	-2.07	2.01	2.05
33	j6	201	CYC	C4B-NB	-2.07	1.33	1.38
36	CE	512	CLA	MG-ND	-2.07	2.01	2.05
33	WB	201	CYC	C1B-NB	-2.07	1.34	1.37
33	RG	201	CYC	C4D-C3D	2.07	1.47	1.42
36	CD	503	CLA	CMC-C2C	-2.07	1.46	1.50
36	bD	613	CLA	C1B-NB	-2.07	1.35	1.37
40	DE	413	LMT	O1'-C1'	-2.07	1.36	1.40
33	9K	201	CYC	C2C-C1C	-2.07	1.50	1.52
36	cE	509	CLA	MG-ND	-2.07	2.01	2.05
33	MK	201	CYC	C4D-ND	-2.07	1.34	1.37
36	CD	508	CLA	C1D-C2D	2.07	1.49	1.45
33	p4	201	CYC	C4D-ND	-2.07	1.34	1.37
33	nK	202	CYC	C4D-C3D	2.07	1.47	1.42
36	B1	608	CLA	C1B-NB	-2.07	1.35	1.37
36	CE	514	CLA	CMC-C2C	-2.07	1.46	1.50
33	jH	201	CYC	C4B-NB	-2.07	1.33	1.38
36	cE	514	CLA	MG-ND	-2.07	2.01	2.05
36	CD	513	CLA	CMC-C2C	-2.07	1.46	1.50
33	IL	201	CYC	OB-C4B	2.07	1.27	1.23
36	d1	403	CLA	C1B-NB	-2.07	1.35	1.37
33	nF	202	CYC	C4D-C3D	2.06	1.47	1.42
33	SG	201	CYC	C4D-ND	-2.06	1.34	1.37
36	CE	514	CLA	CMB-C2B	-2.06	1.46	1.50
33	fJ	201	CYC	C4B-NB	-2.06	1.33	1.38
36	cD	514	CLA	MG-ND	-2.06	2.01	2.05
36	BE	611	CLA	CHC-C1C	2.06	1.42	1.38
33	jJ	201	CYC	C4B-NB	-2.06	1.33	1.38
36	dE	403	CLA	C1B-NB	-2.06	1.35	1.37
33	BB	1002	CYC	C1B-C2B	2.06	1.48	1.45
33	MF	201	CYC	C4D-ND	-2.06	1.34	1.37
33	S4	201	CYC	C4D-C3D	2.06	1.47	1.42
36	CE	512	CLA	CMB-C2B	-2.06	1.46	1.50
40	D1	403	LMT	O1'-C1'	-2.06	1.36	1.40
33	NG	201	CYC	C4D-ND	-2.06	1.34	1.37
36	CE	505	CLA	CMB-C2B	-2.06	1.46	1.50
36	bE	615	CLA	C1B-C2B	2.06	1.48	1.43
36	C1	514	CLA	CMC-C2C	-2.06	1.46	1.50
33	ML	201	CYC	C4D-ND	-2.06	1.34	1.37
36	c1	514	CLA	MG-ND	-2.06	2.01	2.05
33	nF	201	CYC	CAA-C2A	2.06	1.56	1.51
33	nK	201	CYC	CAA-C2A	2.06	1.56	1.51

Continued on next page...

Continued from previous page...

Mol	Chain	Res	Type	Atoms	Z	Observed(Å)	Ideal(Å)
45	DE	401	PHO	C12-C13	2.06	1.63	1.52
33	JG	201	CYC	OB-C4B	2.06	1.27	1.23
36	BE	601	CLA	MG-ND	-2.06	2.01	2.05
36	bE	611	CLA	C1B-C2B	2.06	1.48	1.43
36	CE	515	CLA	C1B-NB	-2.06	1.35	1.37
33	fA	201	CYC	C4B-NB	-2.06	1.33	1.38
33	aK	201	CYC	C4D-ND	-2.06	1.34	1.37
33	CB	1001	CYC	C1B-C2B	2.06	1.48	1.45
33	jC	201	CYC	C4B-NB	-2.06	1.33	1.38
36	bD	615	CLA	C1B-C2B	2.06	1.48	1.43
36	C1	505	CLA	CMB-C2B	-2.06	1.46	1.50
36	C1	513	CLA	CMC-C2C	-2.06	1.46	1.50
33	d5	201	CYC	C4B-NB	-2.06	1.33	1.38
36	BE	603	CLA	C1B-NB	-2.06	1.35	1.37
36	CD	512	CLA	CMB-C2B	-2.06	1.46	1.50
33	B4	1002	CYC	C1B-C2B	2.06	1.48	1.45
36	CD	505	CLA	CMB-C2B	-2.06	1.46	1.50
36	C1	514	CLA	CMB-C2B	-2.06	1.46	1.50
33	jI	201	CYC	C4B-NB	-2.06	1.33	1.38
40	D1	412	LMT	O1'-C1'	-2.06	1.36	1.40
33	jK	201	CYC	C4D-C3D	2.06	1.47	1.42
40	AE	409	LMT	O1'-C1'	-2.05	1.36	1.40
36	C1	508	CLA	C1D-C2D	2.05	1.49	1.45
36	cE	505	CLA	CHC-C1C	2.05	1.42	1.38
33	qB	201	CYC	C4D-ND	-2.05	1.34	1.37
36	C1	503	CLA	CMC-C2C	-2.05	1.46	1.50
33	jF	201	CYC	C4D-C3D	2.05	1.47	1.42
33	ZF	201	CYC	C1B-C2B	2.05	1.48	1.45
36	BD	603	CLA	C1B-NB	-2.05	1.35	1.37
40	DD	413	LMT	O1'-C1'	-2.05	1.36	1.40
36	BD	612	CLA	C1B-NB	-2.05	1.35	1.37
45	D1	402	PHO	CAA-C2A	-2.05	1.49	1.54
36	cE	514	CLA	CMB-C2B	-2.05	1.46	1.50
36	c1	510	CLA	CMA-C3A	-2.05	1.48	1.53
36	BD	608	CLA	C1B-NB	-2.05	1.35	1.37
33	f6	201	CYC	C4B-NB	-2.05	1.33	1.38
33	j7	201	CYC	C4B-NB	-2.05	1.33	1.38
33	9F	201	CYC	C1D-ND	-2.05	1.34	1.37
36	CE	513	CLA	CMC-C2C	-2.05	1.46	1.50
33	aF	201	CYC	C4D-ND	-2.05	1.34	1.37
33	eK	201	CYC	C4D-ND	-2.05	1.34	1.37
36	bD	608	CLA	MG-ND	-2.05	2.01	2.05

Continued on next page...

Continued from previous page...

Mol	Chain	Res	Type	Atoms	Z	Observed(Å)	Ideal(Å)
36	B1	612	CLA	C1B-NB	-2.05	1.35	1.37
33	q4	201	CYC	C4D-ND	-2.05	1.34	1.37
33	LF	201	CYC	C1B-C2B	2.05	1.48	1.45
40	AD	409	LMT	O1'-C1'	-2.05	1.36	1.40
33	zB	201	CYC	C4B-NB	-2.05	1.33	1.38
36	x1	101	CLA	CHC-C1C	2.05	1.42	1.38
36	c1	514	CLA	CMB-C2B	-2.05	1.46	1.50
33	vB	201	CYC	C4B-NB	-2.05	1.33	1.38
33	SL	201	CYC	C4D-ND	-2.04	1.34	1.37
36	BD	611	CLA	CHC-C1C	2.04	1.42	1.38
36	B1	611	CLA	CHC-C1C	2.04	1.42	1.38
33	5G	201	CYC	C4A-C3A	2.04	1.50	1.45
33	b7	201	CYC	C4B-NB	-2.04	1.33	1.38
33	l9	201	CYC	C4B-NB	-2.04	1.33	1.38
36	BD	610	CLA	CAC-C3C	-2.04	1.45	1.51
33	GL	201	CYC	OB-C4B	2.04	1.27	1.23
40	b1	601	LMT	O5'-C5'	-2.04	1.39	1.44
33	C4	1001	CYC	C1B-C2B	2.04	1.48	1.45
36	bD	611	CLA	C1B-C2B	2.04	1.48	1.43
36	CE	510	CLA	MG-ND	-2.04	2.01	2.05
33	OG	201	CYC	C4A-C3A	2.04	1.50	1.45
36	CD	515	CLA	C1B-NB	-2.04	1.35	1.37
36	cD	514	CLA	CMB-C2B	-2.04	1.46	1.50
33	QG	201	CYC	CHD-C4C	-2.04	1.32	1.36
36	cE	510	CLA	CMA-C3A	-2.04	1.48	1.53
33	TG	201	CYC	C1B-C2B	2.04	1.48	1.45
33	X4	201	CYC	C2C-C1C	-2.04	1.50	1.52
36	cD	510	CLA	CMA-C3A	-2.04	1.48	1.53
33	d6	201	CYC	C4B-NB	-2.04	1.33	1.38
36	C1	510	CLA	MG-ND	-2.04	2.01	2.05
33	d9	201	CYC	C4B-NB	-2.04	1.33	1.38
33	OL	201	CYC	C4A-C3A	2.04	1.50	1.45
33	5L	201	CYC	C4A-C3A	2.04	1.50	1.45
33	ZK	201	CYC	C1B-C2B	2.04	1.48	1.45
33	NL	201	CYC	C4D-ND	-2.04	1.34	1.37
36	B1	610	CLA	CAC-C3C	-2.04	1.45	1.51
40	bE	601	LMT	O5'-C5'	-2.04	1.39	1.44
36	aD	404	CLA	CMB-C2B	-2.04	1.46	1.50
33	l6	201	CYC	C4B-NB	-2.04	1.33	1.38
40	d1	413	LMT	O1'-C1'	-2.04	1.36	1.40
37	d1	408	PL9	C2-C1	-2.04	1.39	1.44
36	BE	610	CLA	CAC-C3C	-2.03	1.45	1.51

Continued on next page...

Continued from previous page...

Mol	Chain	Res	Type	Atoms	Z	Observed(Å)	Ideal(Å)
33	KG	201	CYC	C4D-ND	-2.03	1.34	1.37
33	QL	201	CYC	CHD-C4C	-2.03	1.32	1.36
33	l7	201	CYC	C4B-NB	-2.03	1.33	1.38
36	XE	101	CLA	MG-ND	-2.03	2.01	2.05
36	CE	510	CLA	CHC-C4B	-2.03	1.34	1.39
33	bA	201	CYC	C4B-NB	-2.03	1.33	1.38
43	iE	102	BCR	C21-C22	-2.03	1.33	1.35
36	b1	615	CLA	C1B-C2B	2.03	1.48	1.43
36	A1	404	CLA	CMB-C2B	-2.03	1.46	1.50
33	b8	201	CYC	C4B-NB	-2.03	1.33	1.38
36	X1	101	CLA	C1B-NB	-2.03	1.35	1.37
36	b1	611	CLA	C1B-C2B	2.03	1.48	1.43
33	2L	201	CYC	C4D-ND	-2.03	1.34	1.37
45	aD	412	PHO	C4B-NB	-2.03	1.34	1.38
36	CD	512	CLA	MG-ND	-2.03	2.01	2.05
33	GG	201	CYC	OB-C4B	2.03	1.27	1.23
36	AD	404	CLA	CMB-C2B	-2.03	1.46	1.50
36	CE	509	CLA	CMB-C2B	-2.03	1.46	1.50
36	B1	610	CLA	C1B-C2B	2.03	1.48	1.43
33	QG	201	CYC	C4A-C3A	2.03	1.50	1.45
37	dD	408	PL9	C2-C1	-2.03	1.39	1.44
33	SB	201	CYC	C4D-C3D	2.03	1.47	1.42
36	BD	610	CLA	C1B-C2B	2.03	1.48	1.43
33	sB	201	CYC	C1A-NA	-2.03	1.34	1.38
33	W4	201	CYC	C1B-NB	-2.03	1.34	1.37
36	b1	608	CLA	MG-ND	-2.03	2.01	2.05
40	dD	413	LMT	O1'-C1'	-2.03	1.36	1.40
36	c1	509	CLA	MG-ND	-2.03	2.01	2.05
36	BE	610	CLA	C1B-C2B	2.03	1.48	1.43
40	BE	619	LMT	C3'-C2'	2.03	1.57	1.52
40	A1	409	LMT	O1'-C1'	-2.03	1.36	1.40
33	dI	201	CYC	C4B-NB	-2.03	1.33	1.38
36	bE	608	CLA	MG-ND	-2.03	2.01	2.05
36	AE	404	CLA	CMB-C2B	-2.03	1.46	1.50
40	B1	619	LMT	C3'-C2'	2.03	1.57	1.52
33	d3	201	CYC	C4B-NB	-2.03	1.33	1.38
36	dE	406	CLA	CAC-C3C	-2.03	1.45	1.51
40	bD	601	LMT	O5'-C5'	-2.03	1.39	1.44
43	iD	102	BCR	C21-C22	-2.03	1.33	1.35
45	DD	401	PHO	C4B-NB	-2.03	1.34	1.38
36	CD	510	CLA	CHC-C4B	-2.03	1.34	1.39
33	s4	201	CYC	C1A-NA	-2.03	1.34	1.38

Continued on next page...

Continued from previous page...

Mol	Chain	Res	Type	Atoms	Z	Observed(Å)	Ideal(Å)
33	gF	201	CYC	C4A-C3A	2.03	1.50	1.45
36	X1	101	CLA	MG-ND	-2.02	2.01	2.05
33	JK	201	CYC	C4A-C3A	2.02	1.50	1.45
33	9K	201	CYC	C1D-ND	-2.02	1.34	1.37
33	QG	201	CYC	CHA-C4D	2.02	1.45	1.40
36	XD	101	CLA	MG-ND	-2.02	2.01	2.05
33	QL	201	CYC	CHA-C4D	2.02	1.45	1.40
36	cD	505	CLA	CHC-C1C	2.02	1.42	1.38
36	C1	508	CLA	C1B-NB	-2.02	1.35	1.37
33	B4	1001	CYC	C4A-C3A	2.02	1.50	1.45
36	a1	405	CLA	CMB-C2B	-2.02	1.46	1.50
33	JG	201	CYC	C4A-C3A	2.02	1.50	1.45
33	d2	201	CYC	C4B-NB	-2.02	1.33	1.38
36	xD	101	CLA	CHC-C1C	2.02	1.42	1.38
33	i8	202	CYC	O1A-CGA	2.02	1.28	1.22
36	BE	612	CLA	C1B-NB	-2.02	1.35	1.37
33	bI	201	CYC	C4B-NB	-2.02	1.33	1.38
33	T4	201	CYC	C4B-NB	-2.02	1.33	1.38
36	XE	101	CLA	C1B-NB	-2.02	1.35	1.37
36	d1	406	CLA	CAC-C3C	-2.02	1.45	1.51
33	gF	201	CYC	CHA-C4D	2.02	1.45	1.40
36	c1	507	CLA	C1B-NB	-2.02	1.35	1.37
33	JL	201	CYC	C4A-C3A	2.02	1.50	1.45
33	VL	201	CYC	C4B-NB	-2.02	1.33	1.38
33	dH	201	CYC	C4B-NB	-2.02	1.33	1.38
33	i9	202	CYC	O1A-CGA	2.02	1.28	1.22
33	gK	201	CYC	C4A-C3A	2.02	1.50	1.45
40	BD	619	LMT	C3'-C2'	2.02	1.57	1.52
36	cE	503	CLA	MG-ND	-2.02	2.01	2.05
36	a1	405	CLA	C1B-NB	-2.02	1.35	1.37
33	d7	201	CYC	C4B-NB	-2.02	1.33	1.38
36	aE	404	CLA	CMB-C2B	-2.01	1.46	1.50
33	CB	1001	CYC	C1A-NA	-2.01	1.34	1.38
37	DE	408	PL9	C2-C1	-2.01	1.39	1.44
36	x1	101	CLA	MG-ND	-2.01	2.01	2.05
33	IL	201	CYC	C1A-NA	-2.01	1.34	1.38
33	i2	202	CYC	O1A-CGA	2.01	1.28	1.22
33	lH	201	CYC	C4B-NB	-2.01	1.33	1.38
33	TL	201	CYC	C1B-C2B	2.01	1.48	1.45
33	O4	201	CYC	C4B-NB	-2.01	1.33	1.38
33	bC	201	CYC	C4B-NB	-2.01	1.33	1.38
33	gK	201	CYC	CHA-C4D	2.01	1.45	1.40

Continued on next page...

Continued from previous page...

Mol	Chain	Res	Type	Atoms	Z	Observed(Å)	Ideal(Å)
36	dD	406	CLA	CAC-C3C	-2.01	1.46	1.51
36	cD	503	CLA	MG-ND	-2.01	2.01	2.05
36	CD	509	CLA	CMB-C2B	-2.01	1.46	1.50
43	i1	101	BCR	C21-C22	-2.01	1.33	1.35
33	JF	201	CYC	C4A-C3A	2.01	1.50	1.45
36	C1	510	CLA	CHC-C4B	-2.01	1.34	1.39
33	iH	202	CYC	O1A-CGA	2.01	1.28	1.22
33	iA	202	CYC	O1A-CGA	2.01	1.28	1.22
36	CD	512	CLA	CMC-C2C	-2.01	1.46	1.50
36	xE	101	CLA	MG-ND	-2.01	2.01	2.05
37	dE	408	PL9	C2-C1	-2.01	1.39	1.44
36	xE	101	CLA	CHC-C1C	2.01	1.42	1.38
33	PB	201	CYC	C4D-C3D	2.01	1.47	1.42
33	b5	201	CYC	C4B-NB	-2.01	1.33	1.38
36	CD	510	CLA	MG-ND	-2.01	2.01	2.05
33	i3	202	CYC	O1A-CGA	2.01	1.28	1.22
37	aE	408	PL9	C2-C1	-2.01	1.39	1.44
33	VG	201	CYC	C4B-NB	-2.01	1.33	1.38
33	b2	201	CYC	C4B-NB	-2.01	1.33	1.38
33	BB	1001	CYC	C4A-C3A	2.01	1.50	1.45
36	CE	512	CLA	CMC-C2C	-2.01	1.46	1.50
33	o4	201	CYC	C4D-C3D	2.01	1.47	1.42
33	lA	201	CYC	C4B-NB	-2.01	1.33	1.38
33	gF	201	CYC	C4D-C3D	2.01	1.47	1.42
33	d8	201	CYC	C4B-NB	-2.01	1.33	1.38
33	OB	201	CYC	C4B-NB	-2.01	1.33	1.38
33	P4	201	CYC	C4D-C3D	2.01	1.47	1.42
33	i6	202	CYC	O1A-CGA	2.01	1.28	1.22
33	i7	202	CYC	O1A-CGA	2.01	1.28	1.22
36	xD	101	CLA	MG-ND	-2.01	2.01	2.05
33	i5	202	CYC	O1A-CGA	2.01	1.28	1.22
36	C1	512	CLA	CMC-C2C	-2.01	1.46	1.50
33	bH	201	CYC	C4B-NB	-2.01	1.33	1.38
33	oB	201	CYC	C4D-C3D	2.01	1.47	1.42
33	C4	1001	CYC	C1A-NA	-2.01	1.34	1.38
36	CD	503	CLA	C1B-NB	-2.01	1.35	1.37
33	4G	201	CYC	OB-C4B	2.01	1.27	1.23
33	gK	201	CYC	C4D-C3D	2.00	1.47	1.42
33	l8	201	CYC	C4B-NB	-2.00	1.33	1.38
36	C1	512	CLA	MG-ND	-2.00	2.01	2.05
33	QL	201	CYC	C4A-C3A	2.00	1.50	1.45
33	k2	201	CYC	O1A-CGA	2.00	1.28	1.22

Continued on next page...

Continued from previous page...

Mol	Chain	Res	Type	Atoms	Z	Observed(Å)	Ideal(Å)
33	b9	201	CYC	C4B-NB	-2.00	1.33	1.38
36	XD	101	CLA	C1B-NB	-2.00	1.35	1.37
33	ZK	201	CYC	C4A-C3A	2.00	1.50	1.45
33	TB	201	CYC	C4B-NB	-2.00	1.33	1.38
33	b3	201	CYC	C4B-NB	-2.00	1.33	1.38
37	DD	408	PL9	C2-C1	-2.00	1.39	1.44
33	b6	201	CYC	C4B-NB	-2.00	1.33	1.38
36	C1	503	CLA	C1B-NB	-2.00	1.35	1.37
33	iI	202	CYC	O1A-CGA	2.00	1.28	1.22
33	KL	201	CYC	C4D-ND	-2.00	1.34	1.37
33	nF	201	CYC	C1B-C2B	2.00	1.48	1.45
36	cD	511	CLA	MG-ND	-2.00	2.01	2.05

All (12730) bond angle outliers are listed below:

Mol	Chain	Res	Type	Atoms	Z	Observed(^{o})	Ideal(^{o})
38	BE	621	SQD	O9-S-C6	-20.40	82.70	106.94
38	BD	621	SQD	O9-S-C6	-20.39	82.70	106.94
38	B1	622	SQD	O9-S-C6	-20.38	82.71	106.94
33	t4	1001	CYC	CMD-C2D-C1D	-19.23	97.42	125.56
33	tB	1001	CYC	CMD-C2D-C1D	-19.20	97.47	125.56
33	t4	1001	CYC	CMD-C2D-C3D	18.88	166.46	125.61
33	tB	1001	CYC	CMD-C2D-C3D	18.88	166.45	125.61
33	iJ	202	CYC	O2A-CGA-O1A	-15.40	84.92	123.30
33	iH	202	CYC	O2A-CGA-O1A	-15.39	84.95	123.30
33	iA	202	CYC	O2A-CGA-O1A	-15.39	84.95	123.30
33	i7	202	CYC	O2A-CGA-O1A	-15.39	84.95	123.30
33	g5	202	CYC	O2A-CGA-O1A	-15.39	84.95	123.30
33	e3	201	CYC	O2A-CGA-O1A	-15.38	84.95	123.30
33	i2	202	CYC	O2A-CGA-O1A	-15.38	84.95	123.30
33	g7	202	CYC	O2A-CGA-O1A	-15.38	84.95	123.30
33	iC	202	CYC	O2A-CGA-O1A	-15.38	84.96	123.30
33	c6	201	CYC	O2A-CGA-O1A	-15.38	84.96	123.30
33	i6	202	CYC	O2A-CGA-O1A	-15.38	84.96	123.30
33	gI	301	CYC	O2A-CGA-O1A	-15.38	84.96	123.30
33	c8	201	CYC	O2A-CGA-O1A	-15.38	84.96	123.30
33	i9	202	CYC	O2A-CGA-O1A	-15.38	84.96	123.30
33	e7	201	CYC	O2A-CGA-O1A	-15.38	84.97	123.30
33	i5	202	CYC	O2A-CGA-O1A	-15.38	84.97	123.30
33	iI	202	CYC	O2A-CGA-O1A	-15.38	84.97	123.30
33	gJ	202	CYC	O2A-CGA-O1A	-15.38	84.97	123.30
33	gC	301	CYC	O2A-CGA-O1A	-15.38	84.97	123.30

Continued on next page...

Continued from previous page...

Mol	Chain	Res	Type	Atoms	Z	Observed(^{o})	Ideal(^{o})
33	i3	202	CYC	O2A-CGA-O1A	-15.38	84.97	123.30
33	g9	202	CYC	O2A-CGA-O1A	-15.38	84.97	123.30
33	c9	201	CYC	O2A-CGA-O1A	-15.38	84.98	123.30
33	eJ	201	CYC	O2A-CGA-O1A	-15.37	84.98	123.30
33	i8	202	CYC	O2A-CGA-O1A	-15.37	84.98	123.30
33	gH	202	CYC	O2A-CGA-O1A	-15.37	84.99	123.30
33	cJ	201	CYC	O2A-CGA-O1A	-15.37	84.99	123.30
33	cC	201	CYC	O2A-CGA-O1A	-15.37	84.99	123.30
33	g6	202	CYC	O2A-CGA-O1A	-15.37	84.99	123.30
33	gA	301	CYC	O2A-CGA-O1A	-15.37	84.99	123.30
33	k2	201	CYC	O2A-CGA-O1A	-15.37	84.99	123.30
33	cH	201	CYC	O2A-CGA-O1A	-15.37	85.00	123.30
33	cA	201	CYC	O2A-CGA-O1A	-15.37	85.00	123.30
33	c5	201	CYC	O2A-CGA-O1A	-15.37	85.00	123.30
33	e2	201	CYC	O2A-CGA-O1A	-15.36	85.00	123.30
33	eA	201	CYC	O2A-CGA-O1A	-15.36	85.00	123.30
33	eH	201	CYC	O2A-CGA-O1A	-15.36	85.00	123.30
33	c3	201	CYC	O2A-CGA-O1A	-15.36	85.01	123.30
33	g8	202	CYC	O2A-CGA-O1A	-15.36	85.01	123.30
33	e6	201	CYC	O2A-CGA-O1A	-15.36	85.01	123.30
33	eC	201	CYC	O2A-CGA-O1A	-15.36	85.01	123.30
33	kA	201	CYC	O2A-CGA-O1A	-15.36	85.01	123.30
33	c7	201	CYC	O2A-CGA-O1A	-15.36	85.02	123.30
33	kC	201	CYC	O2A-CGA-O1A	-15.36	85.02	123.30
33	g3	202	CYC	O2A-CGA-O1A	-15.36	85.02	123.30
33	c2	201	CYC	O2A-CGA-O1A	-15.36	85.02	123.30
33	k3	201	CYC	O2A-CGA-O1A	-15.36	85.02	123.30
33	eI	201	CYC	O2A-CGA-O1A	-15.36	85.02	123.30
33	g2	202	CYC	O2A-CGA-O1A	-15.36	85.03	123.30
33	k7	201	CYC	O2A-CGA-O1A	-15.35	85.03	123.30
33	e8	201	CYC	O2A-CGA-O1A	-15.35	85.03	123.30
33	k9	201	CYC	O2A-CGA-O1A	-15.35	85.03	123.30
33	e5	201	CYC	O2A-CGA-O1A	-15.35	85.03	123.30
33	kJ	201	CYC	O2A-CGA-O1A	-15.35	85.04	123.30
33	kH	201	CYC	O2A-CGA-O1A	-15.35	85.04	123.30
33	cI	201	CYC	O2A-CGA-O1A	-15.35	85.04	123.30
33	e9	201	CYC	O2A-CGA-O1A	-15.35	85.05	123.30
33	kI	201	CYC	O2A-CGA-O1A	-15.35	85.05	123.30
33	k6	201	CYC	O2A-CGA-O1A	-15.34	85.06	123.30
33	k8	201	CYC	O2A-CGA-O1A	-15.34	85.06	123.30
33	k5	201	CYC	O2A-CGA-O1A	-15.34	85.07	123.30
33	a4	201	CYC	C3B-C4B-NB	13.65	117.80	106.78

Continued on next page...

Continued from previous page...

Mol	Chain	Res	Type	Atoms	Z	Observed(^{o})	Ideal(^{o})
33	aB	201	CYC	C3B-C4B-NB	13.61	117.77	106.78
45	dE	402	PHO	C6-C7-C8	-13.16	73.39	115.92
33	ML	201	CYC	C3B-C4B-NB	13.11	117.37	106.78
33	MG	201	CYC	C3B-C4B-NB	13.10	117.36	106.78
33	LL	201	CYC	CMD-C2D-C1D	-13.04	106.48	125.56
33	LG	201	CYC	CMD-C2D-C1D	-13.04	106.48	125.56
33	HG	201	CYC	C3B-C4B-NB	12.75	117.08	106.78
33	HL	201	CYC	C3B-C4B-NB	12.74	117.07	106.78
33	PL	201	CYC	C3B-C4B-NB	12.69	117.03	106.78
33	PG	201	CYC	C3B-C4B-NB	12.67	117.01	106.78
33	LG	201	CYC	C4D-C3D-C2D	-12.54	92.80	107.62
33	LL	201	CYC	C4D-C3D-C2D	-12.53	92.80	107.62
33	NG	201	CYC	C3B-C4B-NB	12.39	116.79	106.78
33	NL	201	CYC	C3B-C4B-NB	12.36	116.77	106.78
33	LG	201	CYC	C3B-C4B-NB	12.32	116.74	106.78
33	LL	201	CYC	C3B-C4B-NB	12.32	116.73	106.78
33	GL	201	CYC	C3B-C4B-NB	12.26	116.68	106.78
33	GG	201	CYC	C3B-C4B-NB	12.22	116.65	106.78
33	y4	201	CYC	C3B-C4B-NB	12.09	116.55	106.78
33	HL	201	CYC	OB-C4B-C3B	-12.08	114.93	128.04
33	HG	201	CYC	OB-C4B-C3B	-12.06	114.95	128.04
36	CD	510	CLA	C4A-NA-C1A	12.05	112.12	106.71
33	TL	201	CYC	C3B-C4B-NB	12.05	116.51	106.78
33	TG	201	CYC	C3B-C4B-NB	12.03	116.50	106.78
33	yB	201	CYC	C3B-C4B-NB	12.03	116.50	106.78
36	CE	510	CLA	C4A-NA-C1A	12.02	112.11	106.71
33	tB	1001	CYC	CHA-C4D-ND	-11.99	97.85	125.32
33	t4	1001	CYC	CHA-C4D-ND	-11.99	97.86	125.32
33	LL	201	CYC	CAD-C3D-C2D	11.96	154.45	127.07
36	C1	510	CLA	C4A-NA-C1A	11.95	112.08	106.71
33	LG	201	CYC	CAD-C3D-C2D	11.95	154.43	127.07
33	nK	201	CYC	C3B-C4B-NB	11.90	116.39	106.78
33	nF	201	CYC	C3B-C4B-NB	11.90	116.39	106.78
33	hA	201	CYC	C3B-C4B-NB	11.86	116.36	106.78
33	tB	1001	CYC	CHD-C1D-ND	-11.85	98.18	125.32
33	h8	201	CYC	C3B-C4B-NB	11.84	116.35	106.78
33	hI	201	CYC	C3B-C4B-NB	11.84	116.35	106.78
33	t4	1001	CYC	CHD-C1D-ND	-11.84	98.19	125.32
33	h3	201	CYC	C3B-C4B-NB	11.83	116.33	106.78
33	h5	201	CYC	C3B-C4B-NB	11.82	116.33	106.78
33	hH	201	CYC	C3B-C4B-NB	11.81	116.32	106.78
33	h9	201	CYC	C3B-C4B-NB	11.81	116.32	106.78

Continued on next page...

Continued from previous page...

Mol	Chain	Res	Type	Atoms	Z	Observed(^{o})	Ideal(^{o})
33	h6	201	CYC	C3B-C4B-NB	11.78	116.30	106.78
33	h7	201	CYC	C3B-C4B-NB	11.78	116.30	106.78
33	hC	201	CYC	C3B-C4B-NB	11.78	116.29	106.78
33	hJ	201	CYC	C3B-C4B-NB	11.78	116.29	106.78
33	j6	201	CYC	C3B-C4B-NB	11.77	116.29	106.78
33	h2	201	CYC	C3B-C4B-NB	11.76	116.28	106.78
33	fI	201	CYC	C3B-C4B-NB	11.76	116.28	106.78
33	lA	201	CYC	C3B-C4B-NB	11.75	116.27	106.78
33	f2	201	CYC	C3B-C4B-NB	11.75	116.27	106.78
33	lJ	201	CYC	C3B-C4B-NB	11.75	116.27	106.78
33	f3	201	CYC	C3B-C4B-NB	11.75	116.27	106.78
33	f5	201	CYC	C3B-C4B-NB	11.75	116.27	106.78
33	j8	201	CYC	C3B-C4B-NB	11.73	116.26	106.78
33	lH	201	CYC	C3B-C4B-NB	11.73	116.26	106.78
33	l2	201	CYC	C3B-C4B-NB	11.73	116.25	106.78
33	j5	201	CYC	C3B-C4B-NB	11.73	116.25	106.78
33	l6	201	CYC	C3B-C4B-NB	11.73	116.25	106.78
33	l7	201	CYC	C3B-C4B-NB	11.73	116.25	106.78
33	j3	201	CYC	C3B-C4B-NB	11.73	116.25	106.78
33	l9	201	CYC	C3B-C4B-NB	11.72	116.25	106.78
33	f7	201	CYC	C3B-C4B-NB	11.72	116.25	106.78
33	f9	201	CYC	C3B-C4B-NB	11.72	116.25	106.78
33	j2	201	CYC	C3B-C4B-NB	11.72	116.24	106.78
33	l5	201	CYC	C3B-C4B-NB	11.72	116.24	106.78
33	fH	201	CYC	C3B-C4B-NB	11.71	116.24	106.78
33	lI	201	CYC	C3B-C4B-NB	11.71	116.24	106.78
33	l8	201	CYC	C3B-C4B-NB	11.71	116.24	106.78
33	jH	201	CYC	C3B-C4B-NB	11.71	116.24	106.78
33	jA	201	CYC	C3B-C4B-NB	11.70	116.23	106.78
33	fJ	201	CYC	C3B-C4B-NB	11.70	116.23	106.78
33	fC	201	CYC	C3B-C4B-NB	11.70	116.23	106.78
33	jI	201	CYC	C3B-C4B-NB	11.70	116.23	106.78
33	j9	201	CYC	C3B-C4B-NB	11.69	116.23	106.78
33	f6	201	CYC	C3B-C4B-NB	11.69	116.22	106.78
33	fA	201	CYC	C3B-C4B-NB	11.68	116.22	106.78
33	f8	201	CYC	C3B-C4B-NB	11.68	116.21	106.78
33	jJ	201	CYC	C3B-C4B-NB	11.68	116.21	106.78
33	lC	201	CYC	C3B-C4B-NB	11.68	116.21	106.78
33	j7	201	CYC	C3B-C4B-NB	11.67	116.21	106.78
33	bC	201	CYC	C3B-C4B-NB	11.67	116.20	106.78
33	s4	201	CYC	C3B-C4B-NB	11.66	116.20	106.78
33	l3	201	CYC	C3B-C4B-NB	11.66	116.20	106.78

Continued on next page...

Continued from previous page...

Mol	Chain	Res	Type	Atoms	Z	Observed(^{o})	Ideal(^{o})
33	sB	201	CYC	C3B-C4B-NB	11.66	116.20	106.78
33	Z4	201	CYC	C3B-C4B-NB	11.66	116.19	106.78
33	jC	201	CYC	C3B-C4B-NB	11.64	116.19	106.78
33	XF	201	CYC	C3B-C4B-NB	11.64	116.18	106.78
33	b7	201	CYC	C3B-C4B-NB	11.64	116.18	106.78
33	ZB	201	CYC	C3B-C4B-NB	11.64	116.18	106.78
33	bA	201	CYC	C3B-C4B-NB	11.64	116.18	106.78
33	b3	201	CYC	C3B-C4B-NB	11.64	116.18	106.78
33	V4	201	CYC	C3B-C4B-NB	11.63	116.18	106.78
33	d2	201	CYC	C3B-C4B-NB	11.63	116.17	106.78
33	b8	201	CYC	C3B-C4B-NB	11.63	116.17	106.78
33	bI	201	CYC	C3B-C4B-NB	11.62	116.17	106.78
33	bH	201	CYC	C3B-C4B-NB	11.62	116.17	106.78
33	d6	201	CYC	C3B-C4B-NB	11.62	116.16	106.78
33	VB	201	CYC	C3B-C4B-NB	11.61	116.16	106.78
33	b6	201	CYC	C3B-C4B-NB	11.61	116.16	106.78
33	v4	201	CYC	C3B-C4B-NB	11.61	116.16	106.78
33	vB	201	CYC	C3B-C4B-NB	11.61	116.16	106.78
33	WB	201	CYC	C3B-C4B-NB	11.60	116.15	106.78
33	XK	201	CYC	C3B-C4B-NB	11.60	116.15	106.78
33	b9	201	CYC	C3B-C4B-NB	11.59	116.15	106.78
33	b5	201	CYC	C3B-C4B-NB	11.59	116.14	106.78
33	b2	201	CYC	C3B-C4B-NB	11.58	116.14	106.78
33	W4	201	CYC	C3B-C4B-NB	11.58	116.14	106.78
36	c1	509	CLA	C4A-NA-C1A	11.58	111.91	106.71
33	d5	201	CYC	C3B-C4B-NB	11.57	116.13	106.78
33	dH	201	CYC	C3B-C4B-NB	11.57	116.13	106.78
33	d7	201	CYC	C3B-C4B-NB	11.57	116.13	106.78
33	dA	201	CYC	C3B-C4B-NB	11.57	116.12	106.78
33	d9	201	CYC	C3B-C4B-NB	11.56	116.12	106.78
33	dJ	201	CYC	C3B-C4B-NB	11.56	116.12	106.78
36	cD	509	CLA	C4A-NA-C1A	11.56	111.90	106.71
33	bJ	201	CYC	C3B-C4B-NB	11.56	116.11	106.78
33	d8	201	CYC	C3B-C4B-NB	11.55	116.11	106.78
33	dI	201	CYC	C3B-C4B-NB	11.55	116.11	106.78
33	dC	201	CYC	C3B-C4B-NB	11.54	116.10	106.78
33	d3	201	CYC	C3B-C4B-NB	11.53	116.09	106.78
36	cE	509	CLA	C4A-NA-C1A	11.52	111.89	106.71
33	KG	201	CYC	C3B-C4B-NB	11.52	116.08	106.78
33	KL	201	CYC	C3B-C4B-NB	11.52	116.08	106.78
33	LF	201	CYC	C3B-C4B-NB	11.50	116.07	106.78
33	LK	201	CYC	C3B-C4B-NB	11.45	116.03	106.78

Continued on next page...

Continued from previous page...

Mol	Chain	Res	Type	Atoms	Z	Observed(^{o})	Ideal(^{o})
33	nF	202	CYC	C3B-C4B-NB	11.37	115.97	106.78
33	OL	201	CYC	C3B-C4B-NB	11.35	115.95	106.78
33	OG	201	CYC	C3B-C4B-NB	11.35	115.95	106.78
33	gK	201	CYC	C3B-C4B-NB	11.34	115.94	106.78
33	QB	201	CYC	C3B-C4B-NB	11.33	115.93	106.78
33	gF	201	CYC	C3B-C4B-NB	11.33	115.93	106.78
33	9K	201	CYC	C3B-C4B-NB	11.32	115.93	106.78
33	nK	202	CYC	C3B-C4B-NB	11.32	115.92	106.78
33	Q4	201	CYC	C3B-C4B-NB	11.32	115.92	106.78
33	ZK	201	CYC	C3B-C4B-NB	11.31	115.92	106.78
33	9F	201	CYC	C3B-C4B-NB	11.29	115.90	106.78
33	ZF	201	CYC	C3B-C4B-NB	11.28	115.89	106.78
33	fK	201	CYC	C3B-C4B-NB	11.28	115.89	106.78
33	QG	201	CYC	C3B-C4B-NB	11.28	115.89	106.78
33	tB	1001	CYC	C3B-C4B-NB	11.27	115.88	106.78
38	BE	621	SQD	O8-S-O9	-11.27	83.74	111.27
33	fF	201	CYC	C3B-C4B-NB	11.26	115.88	106.78
33	t4	1001	CYC	C3B-C4B-NB	11.26	115.87	106.78
38	BD	621	SQD	O8-S-O9	-11.26	83.77	111.27
33	JF	201	CYC	C3B-C4B-NB	11.25	115.87	106.78
33	4G	201	CYC	C3B-C4B-NB	11.25	115.87	106.78
38	B1	622	SQD	O8-S-O9	-11.25	83.78	111.27
33	QL	201	CYC	C3B-C4B-NB	11.25	115.87	106.78
33	6G	201	CYC	C3B-C4B-NB	11.25	115.87	106.78
33	6L	201	CYC	C3B-C4B-NB	11.24	115.86	106.78
33	f7	201	CYC	O2D-CGD-O1D	-11.23	95.31	123.30
33	4L	201	CYC	C3B-C4B-NB	11.23	115.85	106.78
33	f5	201	CYC	O2D-CGD-O1D	-11.23	95.31	123.30
33	fH	201	CYC	O2D-CGD-O1D	-11.23	95.32	123.30
33	bA	201	CYC	O2D-CGD-O1D	-11.22	95.32	123.30
33	fC	201	CYC	O2D-CGD-O1D	-11.22	95.32	123.30
33	f2	201	CYC	O2D-CGD-O1D	-11.22	95.33	123.30
33	b2	201	CYC	O2D-CGD-O1D	-11.22	95.33	123.30
33	JK	201	CYC	C3B-C4B-NB	11.22	115.84	106.78
33	fI	201	CYC	O2D-CGD-O1D	-11.22	95.34	123.30
33	f3	201	CYC	O2D-CGD-O1D	-11.22	95.34	123.30
33	bJ	201	CYC	O2D-CGD-O1D	-11.21	95.35	123.30
33	f8	201	CYC	O2D-CGD-O1D	-11.21	95.35	123.30
33	bH	201	CYC	O2D-CGD-O1D	-11.21	95.35	123.30
33	fJ	201	CYC	O2D-CGD-O1D	-11.21	95.35	123.30
33	f6	201	CYC	O2D-CGD-O1D	-11.21	95.35	123.30
33	b6	201	CYC	O2D-CGD-O1D	-11.21	95.36	123.30

Continued on next page...

Continued from previous page...

Mol	Chain	Res	Type	Atoms	Z	Observed(^{o})	Ideal(^{o})
33	b3	201	CYC	O2D-CGD-O1D	-11.21	95.36	123.30
33	b8	201	CYC	O2D-CGD-O1D	-11.21	95.36	123.30
33	fA	201	CYC	O2D-CGD-O1D	-11.21	95.36	123.30
33	f9	201	CYC	O2D-CGD-O1D	-11.21	95.36	123.30
33	bC	201	CYC	O2D-CGD-O1D	-11.21	95.36	123.30
33	d5	201	CYC	O2D-CGD-O1D	-11.21	95.37	123.30
33	d2	201	CYC	O2D-CGD-O1D	-11.20	95.38	123.30
33	b7	201	CYC	O2D-CGD-O1D	-11.20	95.38	123.30
33	d6	201	CYC	O2D-CGD-O1D	-11.20	95.38	123.30
33	d8	201	CYC	O2D-CGD-O1D	-11.20	95.39	123.30
33	d9	201	CYC	O2D-CGD-O1D	-11.20	95.39	123.30
33	bI	201	CYC	O2D-CGD-O1D	-11.20	95.39	123.30
33	b9	201	CYC	O2D-CGD-O1D	-11.20	95.39	123.30
33	h6	201	CYC	O2D-CGD-O1D	-11.20	95.40	123.30
33	b5	201	CYC	O2D-CGD-O1D	-11.20	95.40	123.30
33	dC	201	CYC	O2D-CGD-O1D	-11.19	95.40	123.30
33	dH	201	CYC	O2D-CGD-O1D	-11.19	95.40	123.30
33	l8	201	CYC	O2D-CGD-O1D	-11.19	95.40	123.30
33	l3	201	CYC	O2D-CGD-O1D	-11.19	95.41	123.30
33	h3	201	CYC	O2D-CGD-O1D	-11.19	95.41	123.30
33	l5	201	CYC	O2D-CGD-O1D	-11.19	95.41	123.30
33	lJ	201	CYC	O2D-CGD-O1D	-11.19	95.42	123.30
33	l7	201	CYC	O2D-CGD-O1D	-11.19	95.42	123.30
33	dI	201	CYC	O2D-CGD-O1D	-11.18	95.42	123.30
33	d3	201	CYC	O2D-CGD-O1D	-11.18	95.42	123.30
33	hC	201	CYC	O2D-CGD-O1D	-11.18	95.42	123.30
33	dJ	201	CYC	O2D-CGD-O1D	-11.18	95.42	123.30
33	dA	201	CYC	O2D-CGD-O1D	-11.18	95.43	123.30
33	hA	201	CYC	O2D-CGD-O1D	-11.18	95.43	123.30
33	d7	201	CYC	O2D-CGD-O1D	-11.18	95.43	123.30
33	lH	201	CYC	O2D-CGD-O1D	-11.18	95.43	123.30
33	l6	201	CYC	O2D-CGD-O1D	-11.18	95.43	123.30
33	h7	201	CYC	O2D-CGD-O1D	-11.18	95.44	123.30
33	qB	201	CYC	C3B-C4B-NB	11.18	115.81	106.78
33	lI	201	CYC	O2D-CGD-O1D	-11.18	95.44	123.30
33	h2	201	CYC	O2D-CGD-O1D	-11.18	95.45	123.30
33	hH	201	CYC	O2D-CGD-O1D	-11.17	95.45	123.30
33	hJ	201	CYC	O2D-CGD-O1D	-11.17	95.45	123.30
33	l9	201	CYC	O2D-CGD-O1D	-11.17	95.45	123.30
33	lA	201	CYC	O2D-CGD-O1D	-11.17	95.45	123.30
33	hI	201	CYC	O2D-CGD-O1D	-11.17	95.46	123.30
33	AL	201	CYC	C3B-C4B-NB	11.17	115.80	106.78

Continued on next page...

Continued from previous page...

Mol	Chain	Res	Type	Atoms	Z	Observed(^{o})	Ideal(^{o})
33	AG	201	CYC	C3B-C4B-NB	11.17	115.80	106.78
33	h8	201	CYC	O2D-CGD-O1D	-11.16	95.47	123.30
33	h9	201	CYC	O2D-CGD-O1D	-11.16	95.48	123.30
33	aK	201	CYC	C3B-C4B-NB	11.16	115.80	106.78
33	l2	201	CYC	O2D-CGD-O1D	-11.16	95.48	123.30
33	X4	201	CYC	C3B-C4B-NB	11.16	115.79	106.78
33	h5	201	CYC	O2D-CGD-O1D	-11.16	95.48	123.30
33	q4	201	CYC	C3B-C4B-NB	11.16	115.79	106.78
33	lC	201	CYC	O2D-CGD-O1D	-11.16	95.49	123.30
33	aF	201	CYC	C3B-C4B-NB	11.14	115.78	106.78
33	T4	201	CYC	C3B-C4B-NB	11.14	115.78	106.78
33	jJ	201	CYC	O2D-CGD-O1D	-11.13	95.55	123.30
33	XB	201	CYC	C3B-C4B-NB	11.13	115.77	106.78
33	jI	201	CYC	O2D-CGD-O1D	-11.13	95.56	123.30
33	j9	201	CYC	O2D-CGD-O1D	-11.12	95.57	123.30
33	jH	201	CYC	O2D-CGD-O1D	-11.12	95.58	123.30
33	j8	201	CYC	O2D-CGD-O1D	-11.12	95.58	123.30
33	jA	201	CYC	O2D-CGD-O1D	-11.12	95.58	123.30
33	TB	201	CYC	C3B-C4B-NB	11.12	115.76	106.78
33	j3	201	CYC	O2D-CGD-O1D	-11.12	95.59	123.30
33	j2	201	CYC	O2D-CGD-O1D	-11.12	95.59	123.30
33	jC	201	CYC	O2D-CGD-O1D	-11.12	95.59	123.30
33	j6	201	CYC	O2D-CGD-O1D	-11.11	95.60	123.30
33	j5	201	CYC	O2D-CGD-O1D	-11.11	95.60	123.30
33	j7	201	CYC	O2D-CGD-O1D	-11.11	95.61	123.30
33	RG	201	CYC	C3B-C4B-NB	11.09	115.74	106.78
33	w4	201	CYC	C3B-C4B-NB	11.09	115.74	106.78
33	RL	201	CYC	C3B-C4B-NB	11.08	115.73	106.78
33	wB	201	CYC	C3B-C4B-NB	11.04	115.69	106.78
33	VG	201	CYC	C3B-C4B-NB	10.97	115.64	106.78
33	mK	201	CYC	C3B-C4B-NB	10.95	115.63	106.78
33	Y4	201	CYC	C3B-C4B-NB	10.95	115.62	106.78
33	SG	201	CYC	C3B-C4B-NB	10.94	115.62	106.78
33	p4	201	CYC	C3B-C4B-NB	10.92	115.60	106.78
33	VL	201	CYC	C3B-C4B-NB	10.92	115.60	106.78
33	mF	201	CYC	C3B-C4B-NB	10.91	115.59	106.78
33	pB	201	CYC	C3B-C4B-NB	10.91	115.59	106.78
33	r4	201	CYC	C3B-C4B-NB	10.90	115.59	106.78
33	SL	201	CYC	C3B-C4B-NB	10.90	115.58	106.78
33	YB	201	CYC	C3B-C4B-NB	10.89	115.58	106.78
38	BD	621	SQD	O7-S-C6	10.88	119.86	106.94
33	kF	201	CYC	C3B-C4B-NB	10.87	115.56	106.78

Continued on next page...

Continued from previous page...

Mol	Chain	Res	Type	Atoms	Z	Observed(^{o})	Ideal(^{o})
38	BE	621	SQD	O7-S-C6	10.87	119.86	106.94
33	rB	201	CYC	C3B-C4B-NB	10.86	115.55	106.78
33	kK	201	CYC	C3B-C4B-NB	10.86	115.55	106.78
38	B1	622	SQD	O7-S-C6	10.85	119.84	106.94
33	B4	1001	CYC	C3B-C4B-NB	10.82	115.52	106.78
33	KF	201	CYC	C3B-C4B-NB	10.82	115.52	106.78
33	BB	1001	CYC	C3B-C4B-NB	10.79	115.49	106.78
33	KK	201	CYC	C3B-C4B-NB	10.75	115.46	106.78
33	JL	201	CYC	C3B-C4B-NB	10.71	115.43	106.78
33	JG	201	CYC	C3B-C4B-NB	10.69	115.41	106.78
33	P4	201	CYC	C3B-C4B-NB	10.68	115.41	106.78
33	PB	201	CYC	C3B-C4B-NB	10.67	115.40	106.78
33	WG	201	CYC	C3B-C4B-NB	10.64	115.37	106.78
33	zB	201	CYC	C3B-C4B-NB	10.63	115.36	106.78
33	WL	201	CYC	C3B-C4B-NB	10.62	115.36	106.78
33	z4	201	CYC	C3B-C4B-NB	10.62	115.36	106.78
33	O4	201	CYC	C3B-C4B-NB	10.56	115.31	106.78
33	OB	201	CYC	C3B-C4B-NB	10.53	115.29	106.78
33	t4	1001	CYC	CAD-C3D-C4D	-10.51	109.02	125.76
33	tB	1001	CYC	CAD-C3D-C4D	-10.50	109.04	125.76
33	o4	201	CYC	C3B-C4B-NB	10.41	115.19	106.78
33	oB	201	CYC	C3B-C4B-NB	10.41	115.19	106.78
33	cK	201	CYC	C3B-C4B-NB	10.40	115.18	106.78
33	hK	201	CYC	CMA-C3A-C4A	10.39	141.06	125.06
33	cF	201	CYC	C3B-C4B-NB	10.38	115.16	106.78
33	hF	201	CYC	CMA-C3A-C4A	10.37	141.04	125.06
33	LG	201	CYC	C3D-C4D-ND	10.37	121.53	107.57
33	u4	201	CYC	C3B-C4B-NB	10.36	115.15	106.78
33	uB	201	CYC	C3B-C4B-NB	10.36	115.15	106.78
33	LL	201	CYC	C3D-C4D-ND	10.36	121.51	107.57
33	IL	201	CYC	C3B-C4B-NB	10.33	115.12	106.78
33	IG	201	CYC	C3B-C4B-NB	10.32	115.12	106.78
33	R4	201	CYC	CMA-C3A-C4A	10.31	140.94	125.06
33	dF	201	CYC	CMA-C3A-C4A	10.31	140.94	125.06
33	bF	201	CYC	C3B-C4B-NB	10.31	115.11	106.78
33	RB	201	CYC	CMA-C3A-C4A	10.31	140.94	125.06
33	YF	201	CYC	CMA-C3A-C4A	10.31	140.94	125.06
33	YK	201	CYC	CMA-C3A-C4A	10.30	140.93	125.06
33	dK	201	CYC	CMA-C3A-C4A	10.30	140.93	125.06
33	jF	201	CYC	C3B-C4B-NB	10.29	115.09	106.78
33	jK	201	CYC	C3B-C4B-NB	10.28	115.09	106.78
33	bK	201	CYC	C3B-C4B-NB	10.28	115.08	106.78

Continued on next page...

Continued from previous page...

Mol	Chain	Res	Type	Atoms	Z	Observed(^{o})	Ideal(^{o})
33	t4	1001	CYC	C4D-CHA-C1A	10.26	151.29	128.28
33	tB	1001	CYC	C4D-CHA-C1A	10.26	151.29	128.28
33	BB	1002	CYC	C3B-C4B-NB	10.25	115.06	106.78
33	5L	201	CYC	C3B-C4B-NB	10.24	115.05	106.78
33	B4	1002	CYC	C3B-C4B-NB	10.24	115.05	106.78
33	gI	301	CYC	C3B-C4B-NB	10.23	115.04	106.78
33	5G	201	CYC	C3B-C4B-NB	10.23	115.04	106.78
33	g5	202	CYC	C3B-C4B-NB	10.22	115.03	106.78
33	g8	202	CYC	C3B-C4B-NB	10.20	115.02	106.78
33	g7	202	CYC	C3B-C4B-NB	10.20	115.02	106.78
33	g2	202	CYC	C3B-C4B-NB	10.19	115.01	106.78
33	gA	301	CYC	C3B-C4B-NB	10.19	115.01	106.78
33	g3	202	CYC	C3B-C4B-NB	10.18	115.00	106.78
33	gC	301	CYC	C3B-C4B-NB	10.18	115.00	106.78
33	gH	202	CYC	C3B-C4B-NB	10.18	115.00	106.78
33	C4	1001	CYC	C3B-C4B-NB	10.17	114.99	106.78
36	H1	103	CLA	C4A-NA-C1A	10.16	111.27	106.71
36	HD	103	CLA	C4A-NA-C1A	10.15	111.27	106.71
36	HE	103	CLA	C4A-NA-C1A	10.15	111.27	106.71
33	gJ	202	CYC	C3B-C4B-NB	10.15	114.98	106.78
33	g6	202	CYC	C3B-C4B-NB	10.15	114.97	106.78
33	g9	202	CYC	C3B-C4B-NB	10.14	114.97	106.78
33	i2	202	CYC	C3B-C4B-NB	10.14	114.97	106.78
33	MF	201	CYC	C3B-C4B-NB	10.12	114.95	106.78
33	eK	201	CYC	C3B-C4B-NB	10.12	114.95	106.78
33	CB	1001	CYC	C3B-C4B-NB	10.12	114.95	106.78
33	i6	202	CYC	C3B-C4B-NB	10.12	114.95	106.78
33	i8	202	CYC	C3B-C4B-NB	10.09	114.93	106.78
33	k2	201	CYC	C3B-C4B-NB	10.09	114.93	106.78
33	eF	201	CYC	C3B-C4B-NB	10.08	114.92	106.78
33	eC	201	CYC	C3B-C4B-NB	10.08	114.92	106.78
33	iA	202	CYC	C3B-C4B-NB	10.08	114.92	106.78
33	k9	201	CYC	C3B-C4B-NB	10.08	114.92	106.78
33	e8	201	CYC	C3B-C4B-NB	10.08	114.92	106.78
33	i5	202	CYC	C3B-C4B-NB	10.07	114.92	106.78
33	eH	201	CYC	C3B-C4B-NB	10.07	114.91	106.78
33	e3	201	CYC	C3B-C4B-NB	10.07	114.91	106.78
33	iC	202	CYC	C3B-C4B-NB	10.07	114.91	106.78
33	iH	202	CYC	C3B-C4B-NB	10.07	114.91	106.78
33	e5	201	CYC	C3B-C4B-NB	10.07	114.91	106.78
33	MK	201	CYC	C3B-C4B-NB	10.06	114.91	106.78
33	i9	202	CYC	C3B-C4B-NB	10.06	114.91	106.78

Continued on next page...

Continued from previous page...

Mol	Chain	Res	Type	Atoms	Z	Observed(^{o})	Ideal(^{o})
33	kA	201	CYC	C3B-C4B-NB	10.06	114.91	106.78
33	e6	201	CYC	C3B-C4B-NB	10.05	114.90	106.78
33	e7	201	CYC	C3B-C4B-NB	10.05	114.90	106.78
33	eA	201	CYC	C3B-C4B-NB	10.05	114.90	106.78
33	i3	202	CYC	C3B-C4B-NB	10.05	114.90	106.78
33	iI	202	CYC	C3B-C4B-NB	10.05	114.90	106.78
33	eJ	201	CYC	C3B-C4B-NB	10.05	114.89	106.78
33	e2	201	CYC	C3B-C4B-NB	10.04	114.89	106.78
33	eI	201	CYC	C3B-C4B-NB	10.04	114.89	106.78
33	e9	201	CYC	C3B-C4B-NB	10.03	114.88	106.78
33	k5	201	CYC	C3B-C4B-NB	10.03	114.88	106.78
33	kI	201	CYC	C3B-C4B-NB	10.03	114.88	106.78
33	i7	202	CYC	C3B-C4B-NB	10.02	114.88	106.78
33	kH	201	CYC	C3B-C4B-NB	10.02	114.87	106.78
33	k3	201	CYC	C3B-C4B-NB	10.01	114.86	106.78
33	k8	201	CYC	C3B-C4B-NB	10.00	114.86	106.78
33	k6	201	CYC	C3B-C4B-NB	10.00	114.85	106.78
33	iJ	202	CYC	C3B-C4B-NB	9.99	114.85	106.78
36	h1	101	CLA	C4A-NA-C1A	9.98	111.19	106.71
33	k7	201	CYC	C3B-C4B-NB	9.98	114.84	106.78
33	kC	201	CYC	C3B-C4B-NB	9.98	114.84	106.78
45	DD	401	PHO	C2B-C1B-NB	9.98	116.42	109.53
33	kJ	201	CYC	C3B-C4B-NB	9.96	114.82	106.78
33	7G	201	CYC	C3B-C4B-NB	9.95	114.82	106.78
33	cA	201	CYC	C3B-C4B-NB	9.93	114.80	106.78
33	cI	201	CYC	C3B-C4B-NB	9.93	114.80	106.78
36	hD	101	CLA	C4A-NA-C1A	9.93	111.17	106.71
33	7L	201	CYC	C3B-C4B-NB	9.91	114.78	106.78
33	c6	201	CYC	C3B-C4B-NB	9.90	114.78	106.78
33	cH	201	CYC	C3B-C4B-NB	9.90	114.78	106.78
33	c9	201	CYC	C3B-C4B-NB	9.90	114.78	106.78
33	c3	201	CYC	C3B-C4B-NB	9.90	114.77	106.78
33	c2	201	CYC	C3B-C4B-NB	9.89	114.77	106.78
33	cJ	201	CYC	C3B-C4B-NB	9.88	114.76	106.78
33	2G	201	CYC	C3B-C4B-NB	9.87	114.75	106.78
33	cC	201	CYC	C3B-C4B-NB	9.87	114.75	106.78
33	c7	201	CYC	C3B-C4B-NB	9.86	114.75	106.78
36	hE	101	CLA	C4A-NA-C1A	9.86	111.14	106.71
33	c5	201	CYC	C3B-C4B-NB	9.85	114.74	106.78
33	c8	201	CYC	C3B-C4B-NB	9.85	114.74	106.78
33	2L	201	CYC	C3B-C4B-NB	9.84	114.73	106.78
33	3F	101	CYC	C3B-C4B-NB	9.79	114.69	106.78

Continued on next page...

Continued from previous page...

Mol	Chain	Res	Type	Atoms	Z	Observed(^{o})	Ideal(^{o})
33	3K	101	CYC	C3B-C4B-NB	9.70	114.62	106.78
33	YF	201	CYC	C3B-C4B-NB	9.69	114.61	106.78
33	dF	201	CYC	C3B-C4B-NB	9.69	114.61	106.78
33	dK	201	CYC	C3B-C4B-NB	9.67	114.59	106.78
33	YK	201	CYC	C3B-C4B-NB	9.66	114.58	106.78
33	hF	201	CYC	C3B-C4B-NB	9.62	114.55	106.78
33	hK	201	CYC	C3B-C4B-NB	9.56	114.50	106.78
45	aE	412	PHO	C2B-C1B-NB	9.52	116.10	109.53
33	IK	201	CYC	CMA-C3A-C4A	9.51	139.71	125.06
33	IF	201	CYC	CMA-C3A-C4A	9.50	139.69	125.06
45	a1	413	PHO	C2B-C1B-NB	9.47	116.06	109.53
33	t4	1001	CYC	CAD-C3D-C2D	9.43	148.68	127.07
33	tB	1001	CYC	CAD-C3D-C2D	9.42	148.65	127.07
33	1G	201	CYC	C3B-C4B-NB	9.40	114.38	106.78
33	1L	201	CYC	C3B-C4B-NB	9.40	114.37	106.78
45	dD	402	PHO	C2B-C1B-NB	9.36	115.99	109.53
45	dE	402	PHO	C2B-C1B-NB	9.36	115.99	109.53
33	LG	201	CYC	CMD-C2D-C3D	9.33	145.80	125.61
33	LL	201	CYC	CMD-C2D-C3D	9.33	145.79	125.61
33	tB	1001	CYC	C1D-C2D-C3D	-9.31	95.94	107.79
33	t4	1001	CYC	C1D-C2D-C3D	-9.28	95.98	107.79
38	BE	621	SQD	O9-S-O7	-9.12	82.38	113.95
38	BD	621	SQD	O9-S-O7	-9.11	82.41	113.95
38	B1	622	SQD	O9-S-O7	-9.11	82.41	113.95
45	aE	412	PHO	C6-C7-C8	-9.02	86.78	115.92
45	A1	412	PHO	C6-C7-C8	-9.01	86.81	115.92
33	t4	1001	CYC	CHA-C1A-NA	-8.97	105.92	124.58
33	tB	1001	CYC	CHA-C1A-NA	-8.95	105.95	124.58
45	DE	403	PHO	C11-C10-C8	-8.93	87.06	115.92
43	I1	102	BCR	C24-C23-C22	8.78	139.50	126.23
45	aD	412	PHO	C2B-C1B-NB	8.77	115.58	109.53
43	ID	102	BCR	C24-C23-C22	8.75	139.46	126.23
43	IE	102	BCR	C24-C23-C22	8.75	139.45	126.23
36	DD	405	CLA	C4A-NA-C1A	8.74	110.64	106.71
36	dD	405	CLA	C4A-NA-C1A	8.73	110.63	106.71
36	dE	405	CLA	C4A-NA-C1A	8.72	110.63	106.71
36	d1	405	CLA	C4A-NA-C1A	8.71	110.62	106.71
45	A1	412	PHO	C2B-C1B-NB	8.70	115.53	109.53
36	DE	405	CLA	C4A-NA-C1A	8.69	110.61	106.71
45	DE	401	PHO	C2B-C1B-NB	8.69	115.52	109.53
36	D1	404	CLA	C4A-NA-C1A	8.67	110.61	106.71
33	p4	201	CYC	CAB-C3B-C4B	8.49	134.78	121.38

Continued on next page...

Continued from previous page...

Mol	Chain	Res	Type	Atoms	Z	Observed(^{o})	Ideal(^{o})
33	pB	201	CYC	CAB-C3B-C4B	8.48	134.78	121.38
36	bD	609	CLA	CMB-C2B-C1B	-8.48	112.45	125.37
36	b1	609	CLA	CMB-C2B-C1B	-8.48	112.45	125.37
36	bE	609	CLA	CMB-C2B-C1B	-8.48	112.46	125.37
45	DD	401	PHO	C6-C7-C8	-8.45	88.61	115.92
36	B1	607	CLA	CMB-C2B-C1B	-8.40	112.57	125.37
45	DD	403	PHO	C2B-C1B-NB	8.40	115.33	109.53
36	BD	607	CLA	CMB-C2B-C1B	-8.40	112.58	125.37
36	BE	607	CLA	CMB-C2B-C1B	-8.39	112.59	125.37
45	DE	403	PHO	C2B-C1B-NB	8.39	115.32	109.53
45	D1	402	PHO	C2B-C1B-NB	8.37	115.31	109.53
33	XK	201	CYC	CAB-C3B-C4B	8.30	134.48	121.38
33	XF	201	CYC	CAB-C3B-C4B	8.29	134.47	121.38
33	LL	201	CYC	CAD-C3D-C4D	-8.27	112.58	125.76
33	LG	201	CYC	CAD-C3D-C4D	-8.26	112.61	125.76
33	7L	201	CYC	CMB-C2B-C1B	8.17	134.37	124.17
33	7G	201	CYC	CMB-C2B-C1B	8.15	134.35	124.17
33	1L	201	CYC	CMA-C3A-C4A	8.14	137.60	125.06
33	1G	201	CYC	CMA-C3A-C4A	8.13	137.58	125.06
33	tB	1001	CYC	CHA-C4D-C3D	8.13	145.48	127.15
33	t4	1001	CYC	CHA-C4D-C3D	8.12	145.47	127.15
36	b1	611	CLA	C4A-NA-C1A	8.12	110.36	106.71
36	A1	404	CLA	C4A-NA-C1A	8.06	110.33	106.71
36	AE	404	CLA	C1-O2A-CGA	8.06	142.66	116.11
36	A1	404	CLA	C1-O2A-CGA	8.06	142.66	116.11
36	AD	404	CLA	C1-O2A-CGA	8.06	142.66	116.11
36	bE	611	CLA	C4A-NA-C1A	8.05	110.33	106.71
36	bD	611	CLA	C4A-NA-C1A	8.05	110.32	106.71
45	aD	412	PHO	C6-C7-C8	-8.04	89.93	115.92
33	IG	201	CYC	CMA-C3A-C4A	8.02	137.42	125.06
33	OG	201	CYC	CHB-C4A-NA	-8.00	108.20	124.93
33	IL	201	CYC	CMA-C3A-C4A	7.99	137.37	125.06
45	DE	401	PHO	C6-C7-C8	-7.99	90.10	115.92
33	OL	201	CYC	CHB-C4A-NA	-7.98	108.23	124.93
36	AD	404	CLA	C4A-NA-C1A	7.97	110.29	106.71
33	yB	201	CYC	CMD-C2D-C1D	7.97	137.23	125.56
36	AE	404	CLA	C4A-NA-C1A	7.96	110.29	106.71
33	y4	201	CYC	CMD-C2D-C1D	7.95	137.20	125.56
36	A1	405	CLA	C4A-NA-C1A	7.92	110.27	106.71
36	AE	405	CLA	C4A-NA-C1A	7.91	110.26	106.71
36	BD	610	CLA	C4A-NA-C1A	7.91	110.26	106.71
36	AD	405	CLA	C4A-NA-C1A	7.90	110.26	106.71

Continued on next page...

Continued from previous page...

Mol	Chain	Res	Type	Atoms	Z	Observed(^{o})	Ideal(^{o})
33	nF	201	CYC	CHB-C4A-NA	-7.89	108.43	124.93
36	B1	603	CLA	C4A-NA-C1A	7.88	110.25	106.71
36	B1	610	CLA	C4A-NA-C1A	7.87	110.24	106.71
33	nK	201	CYC	CHB-C4A-NA	-7.86	108.48	124.93
36	BE	610	CLA	C4A-NA-C1A	7.85	110.23	106.71
36	bE	612	CLA	C4A-NA-C1A	7.83	110.22	106.71
36	CE	506	CLA	C4A-NA-C1A	7.82	110.22	106.71
36	CE	504	CLA	C4A-NA-C1A	7.82	110.22	106.71
33	eK	201	CYC	CMA-C3A-C4A	7.81	137.09	125.06
36	BE	603	CLA	C4A-NA-C1A	7.81	110.22	106.71
36	C1	504	CLA	C4A-NA-C1A	7.80	110.21	106.71
33	eF	201	CYC	CMA-C3A-C4A	7.80	137.07	125.06
36	BD	603	CLA	C4A-NA-C1A	7.79	110.21	106.71
33	HG	201	CYC	C1B-NB-C4B	-7.79	100.76	110.67
33	HL	201	CYC	C1B-NB-C4B	-7.79	100.76	110.67
33	gI	301	CYC	CAB-C3B-C4B	7.78	133.68	121.38
36	bD	612	CLA	C4A-NA-C1A	7.78	110.20	106.71
33	g7	202	CYC	CAB-C3B-C4B	7.78	133.67	121.38
36	a1	407	CLA	C4A-NA-C1A	7.77	110.20	106.71
33	gC	301	CYC	CAB-C3B-C4B	7.76	133.64	121.38
33	e8	201	CYC	CAB-C3B-C4B	7.76	133.64	121.38
33	gA	301	CYC	CAB-C3B-C4B	7.76	133.64	121.38
33	g8	202	CYC	CAB-C3B-C4B	7.76	133.64	121.38
33	e3	201	CYC	CAB-C3B-C4B	7.75	133.63	121.38
36	CD	506	CLA	C4A-NA-C1A	7.75	110.19	106.71
33	g3	202	CYC	CAB-C3B-C4B	7.75	133.62	121.38
33	g5	202	CYC	CAB-C3B-C4B	7.75	133.62	121.38
33	gJ	202	CYC	CAB-C3B-C4B	7.75	133.62	121.38
33	gH	202	CYC	CAB-C3B-C4B	7.75	133.62	121.38
33	V4	201	CYC	CMD-C2D-C1D	7.75	136.90	125.56
33	e5	201	CYC	CAB-C3B-C4B	7.75	133.62	121.38
33	eH	201	CYC	CAB-C3B-C4B	7.74	133.61	121.38
33	eJ	201	CYC	CAB-C3B-C4B	7.74	133.61	121.38
33	e6	201	CYC	CAB-C3B-C4B	7.74	133.61	121.38
33	i2	202	CYC	CAB-C3B-C4B	7.74	133.61	121.38
33	eC	201	CYC	CAB-C3B-C4B	7.74	133.60	121.38
33	VB	201	CYC	CMD-C2D-C1D	7.74	136.89	125.56
45	d1	402	PHO	C2B-C1B-NB	7.74	114.87	109.53
36	a1	406	CLA	C4A-NA-C1A	7.74	110.19	106.71
36	b1	612	CLA	C4A-NA-C1A	7.74	110.19	106.71
33	eA	201	CYC	CAB-C3B-C4B	7.74	133.60	121.38
33	g6	202	CYC	CAB-C3B-C4B	7.73	133.60	121.38

Continued on next page...

Continued from previous page...

Mol	Chain	Res	Type	Atoms	Z	Observed(^{o})	Ideal(^{o})
33	rB	201	CYC	CAD-C3D-C4D	7.73	138.08	125.76
33	g9	202	CYC	CAB-C3B-C4B	7.73	133.59	121.38
36	CD	504	CLA	C4A-NA-C1A	7.73	110.18	106.71
36	aE	406	CLA	C4A-NA-C1A	7.73	110.18	106.71
33	e2	201	CYC	CAB-C3B-C4B	7.73	133.59	121.38
33	r4	201	CYC	CAD-C3D-C4D	7.73	138.07	125.76
36	b1	605	CLA	C4A-NA-C1A	7.73	110.18	106.71
33	g2	202	CYC	CAB-C3B-C4B	7.73	133.58	121.38
33	e7	201	CYC	CAB-C3B-C4B	7.73	133.58	121.38
33	eI	201	CYC	CAB-C3B-C4B	7.73	133.58	121.38
33	e9	201	CYC	CAB-C3B-C4B	7.72	133.58	121.38
36	BE	611	CLA	C4A-NA-C1A	7.72	110.18	106.71
33	i8	202	CYC	CAB-C3B-C4B	7.72	133.57	121.38
36	BD	611	CLA	C4A-NA-C1A	7.72	110.17	106.71
33	k2	201	CYC	CAB-C3B-C4B	7.72	133.57	121.38
33	kI	201	CYC	CAB-C3B-C4B	7.71	133.56	121.38
33	iC	202	CYC	CAB-C3B-C4B	7.71	133.55	121.38
33	i6	202	CYC	CAB-C3B-C4B	7.70	133.54	121.38
33	k5	201	CYC	CAB-C3B-C4B	7.70	133.54	121.38
33	kA	201	CYC	CAB-C3B-C4B	7.70	133.54	121.38
33	iH	202	CYC	CAB-C3B-C4B	7.70	133.54	121.38
33	iJ	202	CYC	CAB-C3B-C4B	7.70	133.53	121.38
33	iA	202	CYC	CAB-C3B-C4B	7.69	133.53	121.38
36	bE	610	CLA	C4A-NA-C1A	7.69	110.16	106.71
33	i9	202	CYC	CAB-C3B-C4B	7.69	133.53	121.38
33	i5	202	CYC	CAB-C3B-C4B	7.69	133.53	121.38
33	k9	201	CYC	CAB-C3B-C4B	7.69	133.53	121.38
33	i3	202	CYC	CAB-C3B-C4B	7.69	133.53	121.38
33	k8	201	CYC	CAB-C3B-C4B	7.69	133.52	121.38
33	kH	201	CYC	CAB-C3B-C4B	7.69	133.52	121.38
36	C1	506	CLA	C4A-NA-C1A	7.69	110.16	106.71
33	c3	201	CYC	CAB-C3B-C4B	7.69	133.52	121.38
36	B1	611	CLA	C4A-NA-C1A	7.68	110.16	106.71
33	k3	201	CYC	CAB-C3B-C4B	7.68	133.52	121.38
33	i7	202	CYC	CAB-C3B-C4B	7.68	133.52	121.38
33	c6	201	CYC	CAB-C3B-C4B	7.68	133.51	121.38
33	k6	201	CYC	CAB-C3B-C4B	7.68	133.51	121.38
36	aD	405	CLA	C4A-NA-C1A	7.68	110.16	106.71
36	aD	406	CLA	C4A-NA-C1A	7.68	110.16	106.71
33	kC	201	CYC	CAB-C3B-C4B	7.68	133.51	121.38
33	k7	201	CYC	CAB-C3B-C4B	7.68	133.51	121.38
33	cI	201	CYC	CAB-C3B-C4B	7.68	133.51	121.38

Continued on next page...

Continued from previous page...

Mol	Chain	Res	Type	Atoms	Z	Observed(^{o})	Ideal(^{o})
36	bD	605	CLA	C4A-NA-C1A	7.68	110.16	106.71
33	c2	201	CYC	CAB-C3B-C4B	7.67	133.50	121.38
33	iI	202	CYC	CAB-C3B-C4B	7.67	133.50	121.38
33	kJ	201	CYC	CAB-C3B-C4B	7.67	133.50	121.38
33	cH	201	CYC	CAB-C3B-C4B	7.66	133.48	121.38
33	a4	201	CYC	OB-C4B-C3B	-7.66	119.73	128.04
36	a1	405	CLA	C4A-NA-C1A	7.66	110.15	106.71
33	cA	201	CYC	CAB-C3B-C4B	7.66	133.47	121.38
33	RL	201	CYC	CAB-C3B-C4B	7.66	133.47	121.38
33	c7	201	CYC	CAB-C3B-C4B	7.66	133.47	121.38
36	aD	404	CLA	C4A-NA-C1A	7.65	110.15	106.71
33	c9	201	CYC	CAB-C3B-C4B	7.65	133.46	121.38
33	RG	201	CYC	CAB-C3B-C4B	7.65	133.46	121.38
33	cJ	201	CYC	CAB-C3B-C4B	7.65	133.46	121.38
36	bE	605	CLA	C4A-NA-C1A	7.64	110.14	106.71
33	c5	201	CYC	CAB-C3B-C4B	7.64	133.45	121.38
33	c8	201	CYC	CAB-C3B-C4B	7.64	133.45	121.38
36	bD	610	CLA	C4A-NA-C1A	7.63	110.14	106.71
33	S4	201	CYC	C3B-C4B-NB	7.63	112.94	106.78
36	CE	510	CLA	CMD-C2D-C1D	-7.63	111.26	124.71
33	IK	201	CYC	C3B-C4B-NB	7.63	112.94	106.78
33	cC	201	CYC	CAB-C3B-C4B	7.63	133.43	121.38
33	aB	201	CYC	OB-C4B-C3B	-7.62	119.78	128.04
45	d1	402	PHO	C11-C10-C8	-7.61	91.31	115.92
36	aE	404	CLA	C4A-NA-C1A	7.61	110.13	106.71
36	aE	405	CLA	C4A-NA-C1A	7.61	110.13	106.71
36	c1	511	CLA	C4A-NA-C1A	7.61	110.13	106.71
33	SB	201	CYC	C3B-C4B-NB	7.61	112.92	106.78
36	CD	510	CLA	CMD-C2D-C1D	-7.61	111.31	124.71
36	C1	510	CLA	CMD-C2D-C1D	-7.60	111.32	124.71
33	BB	1001	CYC	CMA-C3A-C4A	7.60	136.76	125.06
33	IF	201	CYC	C3B-C4B-NB	7.59	112.91	106.78
33	B4	1001	CYC	CMA-C3A-C4A	7.59	136.75	125.06
36	BE	609	CLA	C4A-NA-C1A	7.59	110.12	106.71
36	B1	609	CLA	C4A-NA-C1A	7.59	110.12	106.71
36	cD	506	CLA	C4A-NA-C1A	7.58	110.11	106.71
36	BD	609	CLA	C4A-NA-C1A	7.57	110.11	106.71
45	DD	401	PHO	C2D-C1D-ND	7.57	114.75	109.53
36	b1	610	CLA	C4A-NA-C1A	7.56	110.11	106.71
36	cD	511	CLA	C4A-NA-C1A	7.56	110.10	106.71
36	cE	506	CLA	C4A-NA-C1A	7.55	110.10	106.71
36	cE	511	CLA	C4A-NA-C1A	7.54	110.09	106.71

Continued on next page...

Continued from previous page...

Mol	Chain	Res	Type	Atoms	Z	Observed(^{o})	Ideal(^{o})
36	B1	601	CLA	C4A-NA-C1A	7.53	110.09	106.71
36	c1	505	CLA	C4A-NA-C1A	7.53	110.09	106.71
33	MF	201	CYC	CMD-C2D-C1D	7.52	136.56	125.56
36	BE	601	CLA	C4A-NA-C1A	7.48	110.07	106.71
33	MK	201	CYC	CMD-C2D-C1D	7.47	136.50	125.56
33	PG	201	CYC	CMD-C2D-C1D	7.46	136.49	125.56
36	BD	601	CLA	C4A-NA-C1A	7.46	110.06	106.71
33	PL	201	CYC	CMD-C2D-C1D	7.45	136.47	125.56
33	iC	202	CYC	C3D-C4D-ND	7.45	117.60	107.57
33	i8	202	CYC	C3D-C4D-ND	7.44	117.59	107.57
33	e9	201	CYC	C3D-C4D-ND	7.44	117.58	107.57
33	e2	201	CYC	C3D-C4D-ND	7.44	117.58	107.57
33	i9	202	CYC	C3D-C4D-ND	7.43	117.58	107.57
33	eC	201	CYC	C3D-C4D-ND	7.43	117.58	107.57
33	i3	202	CYC	C3D-C4D-ND	7.43	117.57	107.57
33	e8	201	CYC	C3D-C4D-ND	7.42	117.56	107.57
33	e3	201	CYC	C3D-C4D-ND	7.42	117.56	107.57
33	iI	202	CYC	C3D-C4D-ND	7.42	117.56	107.57
36	bE	604	CLA	C4A-NA-C1A	7.42	110.04	106.71
33	i7	202	CYC	C3D-C4D-ND	7.42	117.56	107.57
33	iJ	202	CYC	C3D-C4D-ND	7.42	117.56	107.57
33	i5	202	CYC	C3D-C4D-ND	7.42	117.56	107.57
33	eA	201	CYC	C3D-C4D-ND	7.42	117.56	107.57
33	eI	201	CYC	C3D-C4D-ND	7.42	117.56	107.57
33	i6	202	CYC	C3D-C4D-ND	7.42	117.55	107.57
36	BD	602	CLA	C4A-NA-C1A	7.41	110.04	106.71
33	e5	201	CYC	C3D-C4D-ND	7.41	117.55	107.57
33	eJ	201	CYC	C3D-C4D-ND	7.41	117.55	107.57
33	i2	202	CYC	C3D-C4D-ND	7.41	117.55	107.57
33	iH	202	CYC	C3D-C4D-ND	7.41	117.55	107.57
33	eH	201	CYC	C3D-C4D-ND	7.41	117.54	107.57
33	iA	202	CYC	C3D-C4D-ND	7.41	117.54	107.57
33	e6	201	CYC	C3D-C4D-ND	7.40	117.54	107.57
33	e7	201	CYC	C3D-C4D-ND	7.39	117.52	107.57
33	s4	201	CYC	CMD-C2D-C1D	7.39	136.37	125.56
33	sB	201	CYC	CMD-C2D-C1D	7.38	136.37	125.56
33	k2	201	CYC	C3D-C4D-ND	7.38	117.51	107.57
45	D1	402	PHO	C11-C10-C8	-7.38	92.07	115.92
33	gA	301	CYC	C3D-C4D-ND	7.38	117.50	107.57
33	kA	201	CYC	C3D-C4D-ND	7.38	117.50	107.57
36	B1	602	CLA	C4A-NA-C1A	7.38	110.02	106.71
33	cI	201	CYC	C3D-C4D-ND	7.37	117.50	107.57

Continued on next page...

Continued from previous page...

Mol	Chain	Res	Type	Atoms	Z	Observed(^{o})	Ideal(^{o})
36	bD	604	CLA	C4A-NA-C1A	7.37	110.02	106.71
33	kJ	201	CYC	C3D-C4D-ND	7.37	117.49	107.57
33	g3	202	CYC	C3D-C4D-ND	7.37	117.49	107.57
33	PL	201	CYC	CAB-C3B-C4B	7.37	133.02	121.38
36	bE	606	CLA	C4A-NA-C1A	7.37	110.02	106.71
33	g6	202	CYC	C3D-C4D-ND	7.37	117.49	107.57
33	kI	201	CYC	C3D-C4D-ND	7.37	117.49	107.57
33	g8	202	CYC	C3D-C4D-ND	7.36	117.48	107.57
33	k8	201	CYC	C3D-C4D-ND	7.36	117.48	107.57
33	g2	202	CYC	C3D-C4D-ND	7.36	117.47	107.57
36	BE	602	CLA	C4A-NA-C1A	7.36	110.01	106.71
33	gC	301	CYC	C3D-C4D-ND	7.35	117.47	107.57
33	cC	201	CYC	C3D-C4D-ND	7.35	117.47	107.57
33	kH	201	CYC	C3D-C4D-ND	7.35	117.47	107.57
33	kC	201	CYC	C3D-C4D-ND	7.35	117.47	107.57
33	k7	201	CYC	C3D-C4D-ND	7.35	117.47	107.57
33	g9	202	CYC	C3D-C4D-ND	7.35	117.47	107.57
33	gH	202	CYC	C3D-C4D-ND	7.35	117.47	107.57
33	gJ	202	CYC	C3D-C4D-ND	7.35	117.47	107.57
33	PG	201	CYC	CAB-C3B-C4B	7.35	132.98	121.38
33	g5	202	CYC	C3D-C4D-ND	7.35	117.46	107.57
33	IK	201	CYC	CMD-C2D-C1D	7.34	136.31	125.56
33	k5	201	CYC	C3D-C4D-ND	7.34	117.46	107.57
33	c8	201	CYC	C3D-C4D-ND	7.34	117.45	107.57
36	b1	614	CLA	C4A-NA-C1A	7.34	110.01	106.71
33	KL	201	CYC	CAB-C3B-C4B	7.34	132.97	121.38
33	k6	201	CYC	C3D-C4D-ND	7.34	117.45	107.57
36	c1	509	CLA	CMD-C2D-C1D	-7.34	111.78	124.71
36	cE	512	CLA	C4A-NA-C1A	7.34	110.00	106.71
33	KG	201	CYC	CAB-C3B-C4B	7.34	132.97	121.38
33	k3	201	CYC	C3D-C4D-ND	7.33	117.45	107.57
33	cA	201	CYC	C3D-C4D-ND	7.33	117.44	107.57
36	CD	513	CLA	C4A-NA-C1A	7.33	110.00	106.71
33	cH	201	CYC	C3D-C4D-ND	7.33	117.44	107.57
33	c5	201	CYC	C3D-C4D-ND	7.33	117.44	107.57
36	B1	604	CLA	C4A-NA-C1A	7.33	110.00	106.71
36	cD	509	CLA	CMD-C2D-C1D	-7.33	111.80	124.71
33	gI	301	CYC	C3D-C4D-ND	7.33	117.44	107.57
33	k9	201	CYC	C3D-C4D-ND	7.33	117.43	107.57
36	bD	606	CLA	C4A-NA-C1A	7.32	110.00	106.71
33	c2	201	CYC	C3D-C4D-ND	7.32	117.43	107.57
33	IF	201	CYC	CMD-C2D-C1D	7.32	136.28	125.56

Continued on next page...

Continued from previous page...

Mol	Chain	Res	Type	Atoms	Z	Observed(^{o})	Ideal(^{o})
33	g7	202	CYC	C3D-C4D-ND	7.32	117.43	107.57
36	C1	513	CLA	C4A-NA-C1A	7.32	110.00	106.71
36	cE	509	CLA	CMD-C2D-C1D	-7.32	111.82	124.71
33	c3	201	CYC	C3D-C4D-ND	7.32	117.42	107.57
36	C1	503	CLA	C4A-NA-C1A	7.30	109.99	106.71
33	7G	201	CYC	CMA-C3A-C4A	7.30	136.31	125.06
36	B1	608	CLA	C4A-NA-C1A	7.30	109.99	106.71
33	c7	201	CYC	C3D-C4D-ND	7.30	117.40	107.57
36	CD	503	CLA	C4A-NA-C1A	7.30	109.99	106.71
36	CE	503	CLA	C4A-NA-C1A	7.30	109.99	106.71
33	c9	201	CYC	C3D-C4D-ND	7.30	117.39	107.57
36	BD	608	CLA	C4A-NA-C1A	7.29	109.98	106.71
33	c6	201	CYC	C3D-C4D-ND	7.29	117.39	107.57
36	b1	604	CLA	C4A-NA-C1A	7.29	109.98	106.71
33	cJ	201	CYC	C3D-C4D-ND	7.29	117.39	107.57
33	7L	201	CYC	CMA-C3A-C4A	7.29	136.28	125.06
33	LL	201	CYC	OB-C4B-C3B	-7.28	120.14	128.04
33	tB	1001	CYC	C2D-C1D-ND	7.27	117.62	107.40
33	LG	201	CYC	OB-C4B-C3B	-7.27	120.15	128.04
36	BE	604	CLA	C4A-NA-C1A	7.27	109.97	106.71
36	c1	502	CLA	C4A-NA-C1A	7.26	109.97	106.71
36	BD	613	CLA	C4A-NA-C1A	7.26	109.97	106.71
36	b1	606	CLA	C4A-NA-C1A	7.26	109.97	106.71
33	ZF	201	CYC	CMD-C2D-C1D	7.26	136.19	125.56
33	t4	1001	CYC	C2D-C1D-ND	7.24	117.58	107.40
36	BD	604	CLA	C4A-NA-C1A	7.24	109.96	106.71
36	cD	512	CLA	C4A-NA-C1A	7.24	109.96	106.71
43	BE	615	BCR	C7-C8-C9	7.23	137.17	126.23
36	c1	507	CLA	C4A-NA-C1A	7.23	109.96	106.71
36	CE	513	CLA	C4A-NA-C1A	7.23	109.96	106.71
33	ZK	201	CYC	CMD-C2D-C1D	7.23	136.15	125.56
36	BE	608	CLA	C4A-NA-C1A	7.23	109.96	106.71
36	B1	613	CLA	C4A-NA-C1A	7.23	109.95	106.71
43	bD	616	BCR	C7-C8-C9	7.22	137.15	126.23
43	BD	615	BCR	C7-C8-C9	7.22	137.15	126.23
36	bD	603	CLA	C4A-NA-C1A	7.22	109.95	106.71
43	B1	615	BCR	C7-C8-C9	7.21	137.13	126.23
43	bE	616	BCR	C7-C8-C9	7.21	137.13	126.23
36	bE	614	CLA	C4A-NA-C1A	7.21	109.95	106.71
43	b1	616	BCR	C7-C8-C9	7.21	137.12	126.23
36	b1	603	CLA	C4A-NA-C1A	7.20	109.94	106.71
45	aE	412	PHO	C2D-C1D-ND	7.20	114.50	109.53

Continued on next page...

Continued from previous page...

Mol	Chain	Res	Type	Atoms	Z	Observed(^{o})	Ideal(^{o})
33	Y4	201	CYC	CHB-C4A-NA	-7.20	109.87	124.93
36	cE	507	CLA	C4A-NA-C1A	7.20	109.94	106.71
33	YB	201	CYC	CHB-C4A-NA	-7.20	109.88	124.93
36	cE	503	CLA	C4A-NA-C1A	7.20	109.94	106.71
36	cD	503	CLA	C4A-NA-C1A	7.19	109.94	106.71
36	c1	513	CLA	C4A-NA-C1A	7.19	109.94	106.71
36	bE	603	CLA	C4A-NA-C1A	7.19	109.94	106.71
36	bD	614	CLA	C4A-NA-C1A	7.18	109.93	106.71
36	BE	613	CLA	C4A-NA-C1A	7.17	109.93	106.71
33	7G	201	CYC	CHD-C1D-ND	-7.16	108.91	125.32
33	o4	201	CYC	CMD-C2D-C1D	7.16	136.04	125.56
33	7L	201	CYC	CHD-C1D-ND	-7.15	108.94	125.32
36	c1	512	CLA	C4A-NA-C1A	7.15	109.92	106.71
36	cD	507	CLA	C4A-NA-C1A	7.14	109.92	106.71
36	d1	403	CLA	C4A-NA-C1A	7.13	109.91	106.71
45	a1	413	PHO	C2D-C1D-ND	7.13	114.45	109.53
33	oB	201	CYC	CMD-C2D-C1D	7.13	135.99	125.56
45	dE	402	PHO	CMA-C3A-C2A	-7.11	85.35	113.99
36	dD	403	CLA	C4A-NA-C1A	7.10	109.90	106.71
33	MG	201	CYC	CMD-C2D-C1D	7.10	135.95	125.56
36	cE	513	CLA	C4A-NA-C1A	7.09	109.89	106.71
36	BE	605	CLA	C4A-NA-C1A	7.07	109.89	106.71
33	ML	201	CYC	CMD-C2D-C1D	7.07	135.91	125.56
36	bE	607	CLA	C4A-NA-C1A	7.05	109.87	106.71
33	MF	201	CYC	CMA-C3A-C4A	7.05	135.91	125.06
33	MK	201	CYC	CMA-C3A-C4A	7.04	135.91	125.06
33	GL	201	CYC	CMD-C2D-C1D	7.04	135.87	125.56
43	cE	515	BCR	C24-C23-C22	7.03	136.86	126.23
36	dE	403	CLA	C4A-NA-C1A	7.02	109.86	106.71
43	cD	515	BCR	C24-C23-C22	7.02	136.84	126.23
43	c1	515	BCR	C24-C23-C22	7.02	136.84	126.23
36	C1	515	CLA	C4A-NA-C1A	7.02	109.86	106.71
33	4L	201	CYC	CMA-C3A-C4A	7.01	135.87	125.06
33	4G	201	CYC	CMA-C3A-C4A	7.01	135.86	125.06
36	BD	605	CLA	C4A-NA-C1A	7.01	109.86	106.71
33	GG	201	CYC	CMD-C2D-C1D	7.01	135.82	125.56
36	bD	613	CLA	C4A-NA-C1A	7.00	109.85	106.71
36	bE	613	CLA	C4A-NA-C1A	7.00	109.85	106.71
36	cD	513	CLA	C4A-NA-C1A	6.99	109.85	106.71
33	f2	201	CYC	CAB-C3B-C4B	6.99	132.42	121.38
36	B1	605	CLA	C4A-NA-C1A	6.99	109.85	106.71
33	f5	201	CYC	CAB-C3B-C4B	6.98	132.41	121.38

Continued on next page...

Continued from previous page...

Mol	Chain	Res	Type	Atoms	Z	Observed(^{o})	Ideal(^{o})
33	LF	201	CYC	CMA-C3A-C4A	6.98	135.81	125.06
33	f8	201	CYC	CAB-C3B-C4B	6.97	132.39	121.38
33	l9	201	CYC	CAB-C3B-C4B	6.97	132.39	121.38
33	fI	201	CYC	CAB-C3B-C4B	6.97	132.39	121.38
33	l8	201	CYC	CAB-C3B-C4B	6.97	132.39	121.38
33	lJ	201	CYC	CAB-C3B-C4B	6.97	132.39	121.38
33	l7	201	CYC	CAB-C3B-C4B	6.97	132.39	121.38
33	lA	201	CYC	CAB-C3B-C4B	6.97	132.39	121.38
36	CD	515	CLA	C4A-NA-C1A	6.97	109.84	106.71
36	C1	509	CLA	C4A-NA-C1A	6.97	109.84	106.71
33	f7	201	CYC	CAB-C3B-C4B	6.97	132.38	121.38
36	bD	607	CLA	C4A-NA-C1A	6.97	109.84	106.71
33	6L	201	CYC	C3D-C4D-ND	6.96	116.95	107.57
33	l2	201	CYC	CAB-C3B-C4B	6.96	132.38	121.38
33	lH	201	CYC	CAB-C3B-C4B	6.96	132.38	121.38
33	lI	201	CYC	CAB-C3B-C4B	6.96	132.37	121.38
33	fH	201	CYC	CAB-C3B-C4B	6.96	132.37	121.38
45	a1	413	PHO	O2D-CGD-CBD	6.96	119.81	111.00
33	B4	1001	CYC	OB-C4B-C3B	-6.96	120.49	128.04
33	gK	201	CYC	CMA-C3A-C4A	6.96	135.78	125.06
33	fC	201	CYC	CAB-C3B-C4B	6.96	132.37	121.38
33	f9	201	CYC	CAB-C3B-C4B	6.96	132.37	121.38
33	hA	201	CYC	CAB-C3B-C4B	6.96	132.37	121.38
33	2G	201	CYC	CMA-C3A-C4A	6.95	135.77	125.06
45	DD	403	PHO	C11-C10-C8	-6.95	93.44	115.92
33	h9	201	CYC	CAB-C3B-C4B	6.95	132.36	121.38
33	f3	201	CYC	CAB-C3B-C4B	6.95	132.36	121.38
33	l5	201	CYC	CAB-C3B-C4B	6.95	132.35	121.38
33	fJ	201	CYC	CAB-C3B-C4B	6.95	132.35	121.38
33	CB	1001	CYC	CMA-C3A-C4A	6.95	135.76	125.06
33	BB	1002	CYC	CMA-C3A-C4A	6.95	135.76	125.06
33	C4	1001	CYC	CMA-C3A-C4A	6.95	135.76	125.06
33	fA	201	CYC	CAB-C3B-C4B	6.95	132.35	121.38
33	AG	201	CYC	C3D-C4D-ND	6.95	116.92	107.57
33	l6	201	CYC	CAB-C3B-C4B	6.95	132.35	121.38
33	hJ	201	CYC	CAB-C3B-C4B	6.94	132.34	121.38
36	CE	509	CLA	C4A-NA-C1A	6.94	109.83	106.71
36	b1	607	CLA	C4A-NA-C1A	6.94	109.83	106.71
33	6G	201	CYC	C3D-C4D-ND	6.94	116.92	107.57
33	AL	201	CYC	C3D-C4D-ND	6.94	116.92	107.57
33	B4	1002	CYC	CMA-C3A-C4A	6.94	135.75	125.06
33	h7	201	CYC	CAB-C3B-C4B	6.94	132.34	121.38

Continued on next page...

Continued from previous page...

Mol	Chain	Res	Type	Atoms	Z	Observed(^{o})	Ideal(^{o})
33	h3	201	CYC	CAB-C3B-C4B	6.94	132.34	121.38
33	LK	201	CYC	CMA-C3A-C4A	6.94	135.75	125.06
33	l3	201	CYC	CAB-C3B-C4B	6.94	132.34	121.38
33	h8	201	CYC	CAB-C3B-C4B	6.93	132.33	121.38
36	CD	509	CLA	C4A-NA-C1A	6.93	109.82	106.71
33	lC	201	CYC	CAB-C3B-C4B	6.93	132.33	121.38
33	hH	201	CYC	CAB-C3B-C4B	6.93	132.33	121.38
33	hC	201	CYC	CAB-C3B-C4B	6.93	132.33	121.38
33	b7	201	CYC	CAB-C3B-C4B	6.93	132.32	121.38
33	gF	201	CYC	CMA-C3A-C4A	6.93	135.73	125.06
33	2L	201	CYC	CMA-C3A-C4A	6.93	135.73	125.06
33	BB	1001	CYC	OB-C4B-C3B	-6.93	120.52	128.04
33	f6	201	CYC	CAB-C3B-C4B	6.92	132.32	121.38
33	hI	201	CYC	CAB-C3B-C4B	6.92	132.31	121.38
45	D1	402	PHO	C16-C15-C13	-6.92	93.54	115.92
33	d6	201	CYC	CAB-C3B-C4B	6.92	132.31	121.38
33	h5	201	CYC	CAB-C3B-C4B	6.91	132.30	121.38
33	dJ	201	CYC	CAB-C3B-C4B	6.91	132.29	121.38
36	BD	612	CLA	C4A-NA-C1A	6.91	109.81	106.71
33	d9	201	CYC	CAB-C3B-C4B	6.91	132.29	121.38
33	bA	201	CYC	CAB-C3B-C4B	6.91	132.29	121.38
33	bC	201	CYC	CAB-C3B-C4B	6.91	132.29	121.38
33	dC	201	CYC	CAB-C3B-C4B	6.91	132.29	121.38
33	dA	201	CYC	CAB-C3B-C4B	6.91	132.29	121.38
36	b1	613	CLA	C4A-NA-C1A	6.90	109.81	106.71
33	j5	201	CYC	CAB-C3B-C4B	6.90	132.28	121.38
33	j6	201	CYC	CAB-C3B-C4B	6.90	132.28	121.38
38	B1	622	SQD	O8-S-C6	6.90	116.74	105.74
33	d8	201	CYC	CAB-C3B-C4B	6.90	132.28	121.38
33	d7	201	CYC	CAB-C3B-C4B	6.90	132.28	121.38
36	B1	612	CLA	C4A-NA-C1A	6.90	109.81	106.71
33	o4	201	CYC	CMA-C3A-C4A	6.90	135.69	125.06
33	d2	201	CYC	CAB-C3B-C4B	6.90	132.28	121.38
33	b9	201	CYC	CAB-C3B-C4B	6.90	132.28	121.38
33	h6	201	CYC	CAB-C3B-C4B	6.90	132.28	121.38
33	h2	201	CYC	CAB-C3B-C4B	6.90	132.28	121.38
33	d5	201	CYC	CAB-C3B-C4B	6.90	132.28	121.38
33	bI	201	CYC	CAB-C3B-C4B	6.90	132.28	121.38
33	dH	201	CYC	CAB-C3B-C4B	6.90	132.27	121.38
33	dI	201	CYC	CAB-C3B-C4B	6.90	132.27	121.38
33	j8	201	CYC	CAB-C3B-C4B	6.90	132.27	121.38
33	bH	201	CYC	CAB-C3B-C4B	6.90	132.27	121.38

Continued on next page...

Continued from previous page...

Mol	Chain	Res	Type	Atoms	Z	Observed(^{o})	Ideal(^{o})
33	d3	201	CYC	CAB-C3B-C4B	6.89	132.27	121.38
36	C1	505	CLA	C4A-NA-C1A	6.89	109.81	106.71
33	b3	201	CYC	CAB-C3B-C4B	6.89	132.26	121.38
38	BE	621	SQD	O8-S-C6	6.89	116.72	105.74
36	CE	515	CLA	C4A-NA-C1A	6.89	109.80	106.71
45	aD	412	PHO	O2D-CGD-CBD	6.89	119.72	111.00
38	BD	621	SQD	O8-S-C6	6.89	116.71	105.74
33	bJ	201	CYC	CAB-C3B-C4B	6.89	132.25	121.38
45	aE	412	PHO	O2D-CGD-CBD	6.88	119.72	111.00
45	a1	413	PHO	CBA-CAA-C2A	6.88	133.92	113.81
33	oB	201	CYC	CMA-C3A-C4A	6.88	135.66	125.06
36	CD	505	CLA	C4A-NA-C1A	6.88	109.80	106.71
36	HE	101	CLA	C4A-NA-C1A	6.88	109.80	106.71
33	b5	201	CYC	CAB-C3B-C4B	6.88	132.25	121.38
33	b2	201	CYC	CAB-C3B-C4B	6.88	132.25	121.38
33	j2	201	CYC	CAB-C3B-C4B	6.88	132.25	121.38
33	jI	201	CYC	CAB-C3B-C4B	6.88	132.25	121.38
33	j3	201	CYC	CAB-C3B-C4B	6.88	132.24	121.38
33	b8	201	CYC	CAB-C3B-C4B	6.88	132.24	121.38
33	jH	201	CYC	CAB-C3B-C4B	6.87	132.24	121.38
33	jJ	201	CYC	CAB-C3B-C4B	6.87	132.24	121.38
33	j7	201	CYC	CAB-C3B-C4B	6.87	132.24	121.38
33	jA	201	CYC	CAB-C3B-C4B	6.87	132.23	121.38
33	QL	201	CYC	CMA-C3A-C4A	6.87	135.64	125.06
36	HD	101	CLA	C4A-NA-C1A	6.87	109.79	106.71
45	DE	401	PHO	O2D-CGD-CBD	6.87	119.70	111.00
36	BE	612	CLA	C4A-NA-C1A	6.87	109.79	106.71
33	sB	201	CYC	OB-C4B-C3B	-6.86	120.59	128.04
33	b6	201	CYC	CAB-C3B-C4B	6.86	132.22	121.38
45	A1	412	PHO	O2D-CGD-CBD	6.85	119.68	111.00
33	QG	201	CYC	CMA-C3A-C4A	6.85	135.62	125.06
33	jC	201	CYC	CAB-C3B-C4B	6.85	132.21	121.38
33	j9	201	CYC	CAB-C3B-C4B	6.85	132.20	121.38
36	hE	102	CLA	C4A-NA-C1A	6.85	109.78	106.71
36	CD	514	CLA	C4A-NA-C1A	6.84	109.78	106.71
33	SB	201	CYC	CMD-C2D-C1D	6.84	135.57	125.56
36	hD	102	CLA	C4A-NA-C1A	6.84	109.78	106.71
33	HL	201	CYC	CHB-C1B-C2B	-6.83	113.41	126.95
33	Y4	201	CYC	CMD-C2D-C1D	6.83	135.56	125.56
36	CE	514	CLA	C4A-NA-C1A	6.82	109.77	106.71
33	s4	201	CYC	OB-C4B-C3B	-6.82	120.64	128.04
33	HG	201	CYC	CHB-C1B-C2B	-6.82	113.44	126.95

Continued on next page...

Continued from previous page...

Mol	Chain	Res	Type	Atoms	Z	Observed(^{o})	Ideal(^{o})
33	YB	201	CYC	CMD-C2D-C1D	6.81	135.54	125.56
33	S4	201	CYC	CMD-C2D-C1D	6.81	135.54	125.56
36	C1	514	CLA	C4A-NA-C1A	6.80	109.76	106.71
36	H1	101	CLA	C4A-NA-C1A	6.79	109.76	106.71
36	h1	102	CLA	C4A-NA-C1A	6.77	109.75	106.71
36	d1	406	CLA	C4A-NA-C1A	6.77	109.75	106.71
36	dE	406	CLA	C4A-NA-C1A	6.77	109.75	106.71
33	RB	201	CYC	C3B-C4B-NB	6.77	112.24	106.78
36	C1	508	CLA	C4A-NA-C1A	6.77	109.75	106.71
33	R4	201	CYC	C3B-C4B-NB	6.76	112.24	106.78
36	CE	512	CLA	C4A-NA-C1A	6.76	109.75	106.71
45	a1	413	PHO	CMA-C3A-C2A	-6.76	86.77	113.99
36	CE	505	CLA	C4A-NA-C1A	6.76	109.75	106.71
33	VB	201	CYC	CHB-C4A-NA	-6.76	110.80	124.93
33	o4	201	CYC	CHD-C1D-ND	-6.76	109.84	125.32
33	V4	201	CYC	CHB-C4A-NA	-6.75	110.81	124.93
33	oB	201	CYC	CHD-C1D-ND	-6.74	109.87	125.32
33	P4	201	CYC	CHB-C4A-NA	-6.74	110.84	124.93
36	CD	512	CLA	C4A-NA-C1A	6.74	109.73	106.71
36	xE	101	CLA	C4A-NA-C1A	6.74	109.73	106.71
36	cD	514	CLA	C4A-NA-C1A	6.72	109.73	106.71
36	dD	406	CLA	C4A-NA-C1A	6.72	109.73	106.71
36	c1	514	CLA	C4A-NA-C1A	6.72	109.73	106.71
33	PB	201	CYC	CHB-C4A-NA	-6.71	110.89	124.93
33	t4	1001	CYC	CHD-C1D-C2D	6.71	143.96	127.49
45	dE	402	PHO	C11-C10-C8	6.71	148.01	115.86
33	LL	201	CYC	C4D-CHA-C1A	6.71	143.32	128.28
33	RB	201	CYC	CMD-C2D-C1D	6.70	135.36	125.56
33	tB	1001	CYC	CHD-C1D-C2D	6.70	143.92	127.49
33	LG	201	CYC	C4D-CHA-C1A	6.69	143.28	128.28
33	R4	201	CYC	CMD-C2D-C1D	6.69	135.35	125.56
36	xD	101	CLA	C4A-NA-C1A	6.69	109.71	106.71
36	CD	508	CLA	C4A-NA-C1A	6.68	109.71	106.71
33	LF	201	CYC	CHB-C4A-NA	-6.68	110.97	124.93
33	LL	201	CYC	C1B-NB-C4B	-6.68	102.17	110.67
43	X1	102	BCR	C27-C26-C25	-6.68	113.04	122.73
33	LK	201	CYC	CHB-C4A-NA	-6.67	110.97	124.93
33	uB	201	CYC	CMD-C2D-C1D	6.67	135.33	125.56
36	cE	514	CLA	C4A-NA-C1A	6.67	109.71	106.71
43	i1	101	BCR	C23-C22-C21	-6.67	108.71	118.94
36	CE	508	CLA	C4A-NA-C1A	6.66	109.70	106.71
33	LG	201	CYC	C1B-NB-C4B	-6.66	102.19	110.67

Continued on next page...

Continued from previous page...

Mol	Chain	Res	Type	Atoms	Z	Observed(^{o})	Ideal(^{o})
33	LL	201	CYC	C2C-C1C-NC	6.66	114.02	108.27
33	2G	201	CYC	CMD-C2D-C1D	6.66	135.31	125.56
33	TG	201	CYC	CHD-C1D-ND	-6.66	110.07	125.32
43	h1	105	BCR	C27-C26-C25	-6.66	113.07	122.73
33	KF	201	CYC	CMA-C3A-C4A	6.65	135.31	125.06
43	hD	105	BCR	C27-C26-C25	-6.65	113.07	122.73
36	C1	512	CLA	C4A-NA-C1A	6.65	109.70	106.71
43	iD	102	BCR	C23-C22-C21	-6.65	108.74	118.94
43	hE	105	BCR	C27-C26-C25	-6.65	113.08	122.73
33	TL	201	CYC	CHD-C1D-ND	-6.65	110.09	125.32
43	XD	102	BCR	C27-C26-C25	-6.65	113.08	122.73
33	u4	201	CYC	CMD-C2D-C1D	6.64	135.29	125.56
36	XD	101	CLA	C4A-NA-C1A	6.64	109.69	106.71
33	GG	201	CYC	CHD-C1D-ND	-6.63	110.13	125.32
33	LG	201	CYC	C2C-C1C-NC	6.63	113.99	108.27
43	iE	102	BCR	C23-C22-C21	-6.63	108.77	118.94
33	Y4	201	CYC	CMA-C3A-C4A	6.63	135.27	125.06
33	KK	201	CYC	CMA-C3A-C4A	6.63	135.27	125.06
33	GL	201	CYC	CHD-C1D-ND	-6.62	110.14	125.32
33	2L	201	CYC	CMD-C2D-C1D	6.62	135.26	125.56
43	XE	102	BCR	C27-C26-C25	-6.61	113.13	122.73
33	kK	201	CYC	OC-C1C-C2C	-6.60	120.93	126.17
33	YB	201	CYC	CMA-C3A-C4A	6.60	135.22	125.06
36	XE	101	CLA	C4A-NA-C1A	6.60	109.67	106.71
33	jK	201	CYC	CMA-C3A-C4A	6.59	135.22	125.06
33	jF	201	CYC	CMA-C3A-C4A	6.59	135.21	125.06
36	c1	506	CLA	C4A-NA-C1A	6.58	109.67	106.71
33	t4	1001	CYC	CAB-C3B-C4B	6.58	131.77	121.38
33	tB	1001	CYC	CAB-C3B-C4B	6.58	131.76	121.38
36	x1	101	CLA	C4A-NA-C1A	6.56	109.66	106.71
33	kF	201	CYC	OC-C1C-C2C	-6.56	120.95	126.17
36	X1	101	CLA	C4A-NA-C1A	6.56	109.66	106.71
45	aE	412	PHO	C1C-C2C-C3C	-6.56	103.16	108.61
43	IE	102	BCR	C23-C22-C21	-6.55	108.88	118.94
43	I1	102	BCR	C23-C22-C21	-6.55	108.89	118.94
36	iD	101	CLA	C4A-NA-C1A	6.55	109.65	106.71
36	iE	101	CLA	C4A-NA-C1A	6.55	109.65	106.71
36	CE	507	CLA	C4A-NA-C1A	6.54	109.65	106.71
43	ID	102	BCR	C23-C22-C21	-6.54	108.91	118.94
33	7G	201	CYC	C1D-C2D-C3D	-6.53	99.47	107.79
33	QL	201	CYC	C3D-C4D-ND	6.53	116.36	107.57
33	7L	201	CYC	C1D-C2D-C3D	-6.53	99.48	107.79

Continued on next page...

Continued from previous page...

Mol	Chain	Res	Type	Atoms	Z	Observed(^{o})	Ideal(^{o})
36	C1	507	CLA	C4A-NA-C1A	6.52	109.64	106.71
33	SG	201	CYC	CMD-C2D-C1D	6.52	135.11	125.56
36	CD	507	CLA	C4A-NA-C1A	6.52	109.64	106.71
36	BE	606	CLA	C4A-NA-C1A	6.52	109.64	106.71
33	SL	201	CYC	CMD-C2D-C1D	6.52	135.10	125.56
33	IK	201	CYC	C1B-C2B-C3B	-6.51	101.07	107.87
33	IF	201	CYC	C1B-C2B-C3B	-6.51	101.08	107.87
33	nK	201	CYC	CAA-C2A-C1A	6.51	136.53	125.01
33	cF	201	CYC	C3D-C4D-ND	6.51	116.34	107.57
33	QG	201	CYC	C3D-C4D-ND	6.51	116.33	107.57
33	Q4	201	CYC	CHB-C4A-NA	-6.51	111.32	124.93
33	cK	201	CYC	C3D-C4D-ND	6.51	116.33	107.57
33	gK	201	CYC	C3D-C4D-ND	6.51	116.33	107.57
33	nF	201	CYC	CAA-C2A-C1A	6.50	136.52	125.01
45	DD	401	PHO	C1C-C2C-C3C	-6.50	103.20	108.61
33	B4	1001	CYC	C4D-C3D-C2D	-6.50	99.94	107.62
45	a1	413	PHO	C1C-C2C-C3C	-6.50	103.21	108.61
33	QB	201	CYC	CHB-C4A-NA	-6.49	111.35	124.93
33	gF	201	CYC	C3D-C4D-ND	6.49	116.31	107.57
33	AL	201	CYC	CAB-C3B-C4B	6.49	131.62	121.38
33	yB	201	CYC	CAB-C3B-C4B	6.49	131.62	121.38
33	AG	201	CYC	CAB-C3B-C4B	6.48	131.62	121.38
33	TL	201	CYC	OB-C4B-C3B	-6.48	121.00	128.04
33	y4	201	CYC	CAB-C3B-C4B	6.48	131.61	121.38
33	i3	202	CYC	O2A-CGA-CBA	6.47	134.83	114.03
36	b1	608	CLA	C4A-NA-C1A	6.47	109.61	106.71
33	ZF	201	CYC	CMA-C3A-C4A	6.47	135.03	125.06
36	bE	608	CLA	C4A-NA-C1A	6.47	109.61	106.71
33	i9	202	CYC	O2A-CGA-CBA	6.47	134.81	114.03
33	iA	202	CYC	O2A-CGA-CBA	6.47	134.81	114.03
33	TG	201	CYC	OB-C4B-C3B	-6.47	121.02	128.04
33	i7	202	CYC	O2A-CGA-CBA	6.46	134.80	114.03
33	ZK	201	CYC	CMA-C3A-C4A	6.46	135.02	125.06
33	BB	1001	CYC	C4D-C3D-C2D	-6.46	99.98	107.62
33	i8	202	CYC	O2A-CGA-CBA	6.46	134.79	114.03
33	e6	201	CYC	O2A-CGA-CBA	6.46	134.79	114.03
33	i6	202	CYC	O2A-CGA-CBA	6.46	134.78	114.03
33	iH	202	CYC	O2A-CGA-CBA	6.46	134.78	114.03
36	BD	606	CLA	C4A-NA-C1A	6.46	109.61	106.71
33	iJ	202	CYC	O2A-CGA-CBA	6.46	134.78	114.03
33	i2	202	CYC	O2A-CGA-CBA	6.46	134.78	114.03
33	e7	201	CYC	O2A-CGA-CBA	6.46	134.77	114.03

Continued on next page...

Continued from previous page...

Mol	Chain	Res	Type	Atoms	Z	Observed(^{o})	Ideal(^{o})
33	iI	202	CYC	O2A-CGA-CBA	6.46	134.77	114.03
36	cD	504	CLA	C4A-NA-C1A	6.45	109.61	106.71
33	eC	201	CYC	O2A-CGA-CBA	6.45	134.76	114.03
45	A1	412	PHO	CMA-C3A-C2A	-6.45	88.02	113.99
33	e3	201	CYC	O2A-CGA-CBA	6.45	134.75	114.03
33	i5	202	CYC	O2A-CGA-CBA	6.45	134.75	114.03
45	DD	401	PHO	C4D-ND-C1D	-6.45	102.27	108.83
43	XE	102	BCR	C16-C17-C18	-6.44	118.11	127.31
43	XD	102	BCR	C16-C17-C18	-6.44	118.11	127.31
33	eA	201	CYC	O2A-CGA-CBA	6.44	134.73	114.03
33	e5	201	CYC	O2A-CGA-CBA	6.44	134.73	114.03
33	cC	201	CYC	O2A-CGA-CBA	6.44	134.73	114.03
33	gC	301	CYC	O2A-CGA-CBA	6.44	134.73	114.03
33	eH	201	CYC	O2A-CGA-CBA	6.44	134.73	114.03
36	c1	503	CLA	C4A-NA-C1A	6.44	109.60	106.71
36	cE	504	CLA	C4A-NA-C1A	6.44	109.60	106.71
33	g7	202	CYC	O2A-CGA-CBA	6.44	134.72	114.03
33	iC	202	CYC	O2A-CGA-CBA	6.44	134.72	114.03
33	e8	201	CYC	O2A-CGA-CBA	6.44	134.72	114.03
33	eJ	201	CYC	O2A-CGA-CBA	6.44	134.72	114.03
33	kA	201	CYC	O2A-CGA-CBA	6.44	134.71	114.03
43	X1	102	BCR	C16-C17-C18	-6.44	118.12	127.31
33	gI	301	CYC	O2A-CGA-CBA	6.43	134.71	114.03
33	g2	202	CYC	O2A-CGA-CBA	6.43	134.70	114.03
33	k9	201	CYC	O2A-CGA-CBA	6.43	134.70	114.03
33	e9	201	CYC	O2A-CGA-CBA	6.43	134.70	114.03
36	B1	606	CLA	C4A-NA-C1A	6.43	109.60	106.71
33	g9	202	CYC	O2A-CGA-CBA	6.43	134.70	114.03
33	k2	201	CYC	O2A-CGA-CBA	6.43	134.70	114.03
33	MK	201	CYC	OB-C4B-C3B	-6.43	121.06	128.04
33	g5	202	CYC	O2A-CGA-CBA	6.43	134.69	114.03
33	c7	201	CYC	O2A-CGA-CBA	6.43	134.69	114.03
33	eI	201	CYC	O2A-CGA-CBA	6.43	134.69	114.03
33	k3	201	CYC	O2A-CGA-CBA	6.43	134.69	114.03
33	eF	201	CYC	CMB-C2B-C1B	6.43	132.20	124.17
33	c3	201	CYC	O2A-CGA-CBA	6.43	134.69	114.03
33	cA	201	CYC	O2A-CGA-CBA	6.43	134.69	114.03
33	k7	201	CYC	O2A-CGA-CBA	6.43	134.69	114.03
33	gH	202	CYC	O2A-CGA-CBA	6.43	134.69	114.03
33	c5	201	CYC	O2A-CGA-CBA	6.43	134.68	114.03
33	g6	202	CYC	O2A-CGA-CBA	6.43	134.68	114.03
33	c2	201	CYC	O2A-CGA-CBA	6.43	134.68	114.03

Continued on next page...

Continued from previous page...

Mol	Chain	Res	Type	Atoms	Z	Observed(^{o})	Ideal(^{o})
33	e2	201	CYC	O2A-CGA-CBA	6.43	134.68	114.03
33	cH	201	CYC	O2A-CGA-CBA	6.42	134.67	114.03
33	c8	201	CYC	O2A-CGA-CBA	6.42	134.67	114.03
33	kJ	201	CYC	O2A-CGA-CBA	6.42	134.67	114.03
33	gJ	202	CYC	O2A-CGA-CBA	6.42	134.67	114.03
33	4L	201	CYC	CHD-C1D-ND	-6.42	110.61	125.32
33	k5	201	CYC	O2A-CGA-CBA	6.42	134.66	114.03
33	kH	201	CYC	O2A-CGA-CBA	6.42	134.66	114.03
33	cJ	201	CYC	O2A-CGA-CBA	6.42	134.66	114.03
33	c6	201	CYC	O2A-CGA-CBA	6.42	134.66	114.03
33	g8	202	CYC	O2A-CGA-CBA	6.42	134.65	114.03
33	MF	201	CYC	OB-C4B-C3B	-6.42	121.07	128.04
33	c9	201	CYC	O2A-CGA-CBA	6.42	134.65	114.03
33	4G	201	CYC	CHD-C1D-ND	-6.42	110.62	125.32
33	kC	201	CYC	O2A-CGA-CBA	6.42	134.65	114.03
36	bD	608	CLA	C4A-NA-C1A	6.41	109.59	106.71
33	eK	201	CYC	CMB-C2B-C1B	6.41	132.18	124.17
33	g3	202	CYC	O2A-CGA-CBA	6.41	134.64	114.03
33	gA	301	CYC	O2A-CGA-CBA	6.41	134.64	114.03
33	kI	201	CYC	O2A-CGA-CBA	6.41	134.64	114.03
33	cI	201	CYC	O2A-CGA-CBA	6.41	134.64	114.03
33	k6	201	CYC	O2A-CGA-CBA	6.41	134.62	114.03
33	k8	201	CYC	O2A-CGA-CBA	6.41	134.62	114.03
36	D1	405	CLA	C4A-NA-C1A	6.40	109.58	106.71
43	h1	105	BCR	C16-C17-C18	-6.40	118.18	127.31
43	hD	105	BCR	C16-C17-C18	-6.40	118.18	127.31
33	bF	201	CYC	CMD-C2D-C1D	6.39	134.92	125.56
33	4G	201	CYC	OC-C1C-C2C	-6.39	121.09	126.17
33	4L	201	CYC	OC-C1C-C2C	-6.39	121.09	126.17
43	hE	105	BCR	C16-C17-C18	-6.39	118.19	127.31
36	DD	406	CLA	C4A-NA-C1A	6.38	109.57	106.71
33	bK	201	CYC	CMD-C2D-C1D	6.37	134.89	125.56
33	IK	201	CYC	C3D-C4D-ND	6.36	116.13	107.57
33	RB	201	CYC	CHB-C4A-NA	-6.35	111.64	124.93
33	V4	201	CYC	OB-C4B-C3B	-6.35	121.15	128.04
33	R4	201	CYC	CHB-C4A-NA	-6.35	111.65	124.93
33	3K	101	CYC	OC-C1C-C2C	-6.35	121.12	126.17
36	DE	406	CLA	C4A-NA-C1A	6.35	109.56	106.71
45	aE	412	PHO	C4D-ND-C1D	-6.35	102.37	108.83
45	D1	402	PHO	C2D-C1D-ND	6.34	113.90	109.53
33	3F	101	CYC	OC-C1C-C2C	-6.34	121.14	126.17
33	4L	201	CYC	CMD-C2D-C1D	6.34	134.84	125.56

Continued on next page...

Continued from previous page...

Mol	Chain	Res	Type	Atoms	Z	Observed(^{o})	Ideal(^{o})
45	a1	413	PHO	C4A-C3A-C2A	-6.33	96.81	102.84
33	JG	201	CYC	C3D-C4D-ND	6.32	116.08	107.57
33	eK	201	CYC	C3D-C4D-ND	6.32	116.08	107.57
33	4G	201	CYC	CMD-C2D-C1D	6.32	134.81	125.56
36	c1	504	CLA	C4A-NA-C1A	6.32	109.55	106.71
33	v4	201	CYC	CMD-C2D-C1D	6.32	134.81	125.56
33	LF	201	CYC	OB-C4B-C3B	-6.31	121.19	128.04
33	vB	201	CYC	CMD-C2D-C1D	6.31	134.80	125.56
33	JL	201	CYC	C3D-C4D-ND	6.31	116.06	107.57
33	IF	201	CYC	C3D-C4D-ND	6.31	116.06	107.57
33	VB	201	CYC	OB-C4B-C3B	-6.30	121.20	128.04
33	JL	201	CYC	OB-C4B-C3B	-6.30	121.20	128.04
33	JG	201	CYC	OB-C4B-C3B	-6.30	121.21	128.04
33	eF	201	CYC	C3D-C4D-ND	6.29	116.05	107.57
45	a1	413	PHO	C4D-ND-C1D	-6.29	102.43	108.83
33	XF	201	CYC	CMD-C2D-C1D	6.29	134.76	125.56
33	LK	201	CYC	OB-C4B-C3B	-6.28	121.23	128.04
33	B4	1001	CYC	C3D-C4D-ND	6.28	116.02	107.57
33	LL	201	CYC	C2B-C1B-NB	6.27	116.17	106.99
33	CB	1001	CYC	CHB-C4A-NA	-6.27	111.82	124.93
45	DD	403	PHO	C2D-C1D-ND	6.26	113.85	109.53
45	DE	403	PHO	C2D-C1D-ND	6.26	113.85	109.53
33	bK	201	CYC	CHD-C1D-ND	-6.26	110.98	125.32
33	wB	201	CYC	CMD-C2D-C1D	6.26	134.72	125.56
33	C4	1001	CYC	CHB-C4A-NA	-6.26	111.84	124.93
33	XK	201	CYC	CMD-C2D-C1D	6.26	134.72	125.56
33	eK	201	CYC	CHB-C4A-NA	-6.25	111.85	124.93
33	LG	201	CYC	C2B-C1B-NB	6.25	116.14	106.99
33	bF	201	CYC	CHD-C1D-ND	-6.25	111.00	125.32
33	3F	101	CYC	CMA-C3A-C4A	6.25	134.69	125.06
33	OG	201	CYC	C3D-C4D-ND	6.25	115.99	107.57
33	KK	201	CYC	C2C-C3C-C4C	-6.25	91.98	101.34
33	BB	1001	CYC	C3D-C4D-ND	6.25	115.98	107.57
45	dD	402	PHO	C1C-C2C-C3C	-6.25	103.42	108.61
33	eF	201	CYC	CHB-C4A-NA	-6.25	111.87	124.93
33	w4	201	CYC	CMD-C2D-C1D	6.24	134.70	125.56
33	v4	201	CYC	CAB-C3B-C4B	6.24	131.24	121.38
43	IE	102	BCR	C3-C4-C5	-6.24	102.93	114.08
33	cF	201	CYC	CMA-C3A-C4A	6.24	134.68	125.06
33	BB	1002	CYC	CHB-C4A-NA	-6.24	111.88	124.93
43	I1	102	BCR	C3-C4-C5	-6.24	102.94	114.08
33	3K	101	CYC	CMA-C3A-C4A	6.23	134.66	125.06

Continued on next page...

Continued from previous page...

Mol	Chain	Res	Type	Atoms	Z	Observed(^{o})	Ideal(^{o})
45	DD	401	PHO	O2D-CGD-CBD	6.23	118.89	111.00
43	ID	102	BCR	C3-C4-C5	-6.23	102.95	114.08
33	B4	1002	CYC	CHB-C4A-NA	-6.23	111.90	124.93
33	cK	201	CYC	CMA-C3A-C4A	6.23	134.66	125.06
33	OL	201	CYC	C3D-C4D-ND	6.23	115.96	107.57
33	bF	201	CYC	CMA-C3A-C4A	6.23	134.65	125.06
33	vB	201	CYC	CAB-C3B-C4B	6.23	131.22	121.38
33	bK	201	CYC	CMA-C3A-C4A	6.23	134.65	125.06
36	BE	607	CLA	C4A-NA-C1A	6.23	109.50	106.71
33	KK	201	CYC	OB-C4B-C3B	-6.22	121.28	128.04
33	KF	201	CYC	C2C-C3C-C4C	-6.22	92.02	101.34
36	cE	508	CLA	C4A-NA-C1A	6.22	109.50	106.71
33	5G	201	CYC	CMD-C2D-C1D	6.22	134.67	125.56
33	KF	201	CYC	OB-C4B-C3B	-6.22	121.29	128.04
33	YF	201	CYC	C2D-C1D-ND	6.21	116.14	107.40
43	c1	515	BCR	C28-C27-C26	-6.21	102.98	114.08
33	JF	201	CYC	OB-C4B-C3B	-6.21	121.30	128.04
33	hF	201	CYC	C2D-C1D-ND	6.21	116.12	107.40
33	5L	201	CYC	CMD-C2D-C1D	6.20	134.64	125.56
36	B1	607	CLA	C4A-NA-C1A	6.20	109.50	106.71
43	cD	515	BCR	C28-C27-C26	-6.20	103.00	114.08
45	DD	403	PHO	CMA-C3A-C2A	-6.20	89.04	113.99
45	dE	402	PHO	C1C-C2C-C3C	-6.20	103.46	108.61
33	dK	201	CYC	C2D-C1D-ND	6.19	116.11	107.40
33	hK	201	CYC	C2D-C1D-ND	6.19	116.11	107.40
33	dF	201	CYC	C2D-C1D-ND	6.19	116.11	107.40
43	cE	515	BCR	C28-C27-C26	-6.19	103.02	114.08
33	WB	201	CYC	CMD-C2D-C1D	6.19	134.62	125.56
36	BD	607	CLA	C4A-NA-C1A	6.19	109.49	106.71
36	cD	505	CLA	C4A-NA-C1A	6.19	109.49	106.71
33	JK	201	CYC	OB-C4B-C3B	-6.18	121.33	128.04
33	W4	201	CYC	CMD-C2D-C1D	6.18	134.61	125.56
33	YK	201	CYC	C2D-C1D-ND	6.18	116.09	107.40
33	CB	1001	CYC	C3D-C4D-ND	6.18	115.89	107.57
36	cE	505	CLA	C4A-NA-C1A	6.18	109.48	106.71
33	TL	201	CYC	CMD-C2D-C1D	6.17	134.60	125.56
36	cD	508	CLA	C4A-NA-C1A	6.17	109.48	106.71
33	BB	1002	CYC	C3D-C4D-ND	6.17	115.88	107.57
36	c1	508	CLA	C4A-NA-C1A	6.17	109.48	106.71
33	C4	1001	CYC	C3D-C4D-ND	6.17	115.88	107.57
33	TG	201	CYC	CMD-C2D-C1D	6.17	134.59	125.56
33	IF	201	CYC	CMB-C2B-C1B	6.16	131.87	124.17

Continued on next page...

Continued from previous page...

Mol	Chain	Res	Type	Atoms	Z	Observed(^{o})	Ideal(^{o})
33	1L	201	CYC	CHB-C4A-NA	-6.16	112.04	124.93
33	nK	201	CYC	OB-C4B-C3B	-6.16	121.36	128.04
33	B4	1002	CYC	C3D-C4D-ND	6.16	115.86	107.57
33	R4	201	CYC	C3D-C4D-ND	6.16	115.86	107.57
33	fK	201	CYC	C3D-C4D-ND	6.15	115.85	107.57
33	IK	201	CYC	CMB-C2B-C1B	6.14	131.84	124.17
33	RB	201	CYC	CHB-C1B-NB	-6.14	112.87	126.06
36	I1	101	CLA	C4A-NA-C1A	6.14	109.47	106.71
33	RB	201	CYC	C3D-C4D-ND	6.14	115.84	107.57
33	1G	201	CYC	CHB-C4A-NA	-6.14	112.09	124.93
33	R4	201	CYC	CHB-C1B-NB	-6.14	112.89	126.06
33	fF	201	CYC	C3D-C4D-ND	6.13	115.83	107.57
33	nF	201	CYC	OB-C4B-C3B	-6.13	121.39	128.04
45	d1	402	PHO	C1C-C2C-C3C	-6.13	103.51	108.61
33	7G	201	CYC	CMD-C2D-C1D	6.13	134.53	125.56
33	7L	201	CYC	CMD-C2D-C1D	6.13	134.53	125.56
33	NL	201	CYC	CHB-C4A-NA	-6.12	112.12	124.93
33	9K	201	CYC	C3D-C4D-ND	6.12	115.82	107.57
33	9F	201	CYC	C3D-C4D-ND	6.12	115.81	107.57
33	HL	201	CYC	C2B-C1B-NB	6.12	115.95	106.99
33	XB	201	CYC	CMD-C2D-C1D	6.12	134.52	125.56
33	NG	201	CYC	CHB-C4A-NA	-6.12	112.14	124.93
43	B1	615	BCR	C15-C14-C13	-6.11	118.59	127.31
43	BD	615	BCR	C15-C14-C13	-6.11	118.59	127.31
33	9F	201	CYC	OB-C4B-C3B	-6.11	121.41	128.04
36	IE	101	CLA	C4A-NA-C1A	6.11	109.45	106.71
33	HG	201	CYC	C2B-C1B-NB	6.10	115.92	106.99
36	ID	101	CLA	C4A-NA-C1A	6.10	109.45	106.71
33	bK	201	CYC	CHB-C4A-NA	-6.09	112.20	124.93
33	9K	201	CYC	OB-C4B-C3B	-6.09	121.43	128.04
33	1L	201	CYC	CMD-C2D-C1D	6.08	134.47	125.56
47	V1	201	HEM	CHD-C1D-ND	6.08	131.02	124.42
43	BE	615	BCR	C15-C14-C13	-6.08	118.64	127.31
33	bK	201	CYC	C3D-C4D-ND	6.08	115.75	107.57
33	X4	201	CYC	CMD-C2D-C1D	6.08	134.46	125.56
33	4G	201	CYC	C3D-C4D-ND	6.07	115.75	107.57
45	DE	401	PHO	CMA-C3A-C2A	-6.07	89.54	113.99
33	bF	201	CYC	CHB-C4A-NA	-6.07	112.23	124.93
33	1G	201	CYC	CMD-C2D-C1D	6.07	134.44	125.56
43	bD	616	BCR	C15-C14-C13	-6.07	118.65	127.31
47	VD	201	HEM	CHD-C1D-ND	6.06	131.01	124.42
47	VE	201	HEM	CHD-C1D-ND	6.06	131.00	124.42

Continued on next page...

Continued from previous page...

Mol	Chain	Res	Type	Atoms	Z	Observed(^{o})	Ideal(^{o})
47	v1	201	HEM	CHD-C1D-ND	6.06	131.00	124.42
33	cF	201	CYC	OB-C4B-C3B	-6.05	121.47	128.04
33	bF	201	CYC	C3D-C4D-ND	6.05	115.72	107.57
33	OL	201	CYC	CMA-C3A-C4A	6.05	134.38	125.06
33	4L	201	CYC	C3D-C4D-ND	6.05	115.71	107.57
43	bE	616	BCR	C15-C14-C13	-6.04	118.69	127.31
43	b1	616	BCR	C15-C14-C13	-6.03	118.70	127.31
33	IF	201	CYC	CHB-C4A-NA	-6.03	112.32	124.93
33	IK	201	CYC	CHB-C4A-NA	-6.03	112.32	124.93
47	vD	201	HEM	CHD-C1D-ND	6.03	130.97	124.42
33	OG	201	CYC	CMA-C3A-C4A	6.03	134.34	125.06
45	DE	403	PHO	C16-C15-C13	-6.02	96.45	115.92
47	vE	201	HEM	CHD-C1D-ND	6.02	130.96	124.42
33	cK	201	CYC	OB-C4B-C3B	-6.01	121.51	128.04
33	t4	1001	CYC	CHA-C1A-C2A	6.00	139.20	125.32
33	mK	201	CYC	CMA-C3A-C4A	6.00	134.30	125.06
33	mF	201	CYC	CMA-C3A-C4A	5.99	134.30	125.06
33	tB	1001	CYC	CHA-C1A-C2A	5.99	139.17	125.32
43	C1	516	BCR	C28-C27-C26	-5.98	103.41	114.08
43	CD	516	BCR	C28-C27-C26	-5.97	103.42	114.08
33	VG	201	CYC	CMA-C3A-C4A	5.96	134.25	125.06
33	kF	201	CYC	OB-C4B-C3B	-5.96	121.57	128.04
36	bE	609	CLA	C4A-NA-C1A	5.96	109.39	106.71
43	CE	516	BCR	C28-C27-C26	-5.96	103.44	114.08
33	mK	201	CYC	CAC-C3C-C2C	-5.96	99.38	114.26
33	mF	201	CYC	CAC-C3C-C2C	-5.95	99.38	114.26
33	5G	201	CYC	CMA-C3A-C4A	5.95	134.22	125.06
33	VL	201	CYC	CAC-C3C-C2C	-5.95	99.40	114.26
33	WB	201	CYC	OB-C4B-C3B	-5.95	121.59	128.04
33	W4	201	CYC	OB-C4B-C3B	-5.95	121.59	128.04
33	5L	201	CYC	CMA-C3A-C4A	5.95	134.22	125.06
33	VG	201	CYC	CAC-C3C-C2C	-5.94	99.42	114.26
33	kK	201	CYC	OB-C4B-C3B	-5.94	121.59	128.04
33	VL	201	CYC	CMA-C3A-C4A	5.94	134.21	125.06
33	X4	201	CYC	OB-C4B-C3B	-5.94	121.60	128.04
33	t4	1001	CYC	C3D-C4D-ND	5.94	115.56	107.57
33	tB	1001	CYC	C3D-C4D-ND	5.94	115.56	107.57
33	XB	201	CYC	OB-C4B-C3B	-5.94	121.60	128.04
33	aK	201	CYC	OB-C4B-C3B	-5.93	121.60	128.04
33	aF	201	CYC	OB-C4B-C3B	-5.93	121.60	128.04
33	aF	201	CYC	C3D-C4D-ND	5.93	115.55	107.57
33	y4	201	CYC	C3D-C4D-ND	5.93	115.55	107.57

Continued on next page...

Continued from previous page...

Mol	Chain	Res	Type	Atoms	Z	Observed(^{o})	Ideal(^{o})
33	aK	201	CYC	C3D-C4D-ND	5.93	115.55	107.57
33	IF	201	CYC	CHD-C1D-ND	-5.92	111.75	125.32
33	Y4	201	CYC	OB-C4B-C3B	-5.92	121.61	128.04
33	mK	201	CYC	OB-C4B-C3B	-5.92	121.61	128.04
33	IK	201	CYC	CHD-C1D-ND	-5.92	111.77	125.32
33	yB	201	CYC	C3D-C4D-ND	5.92	115.54	107.57
33	mF	201	CYC	OB-C4B-C3B	-5.91	121.62	128.04
43	IE	102	BCR	C37-C22-C23	5.91	127.39	118.08
33	fF	201	CYC	CAB-C3B-C4B	5.91	130.71	121.38
33	pB	201	CYC	CMD-C2D-C1D	5.91	134.21	125.56
33	PG	201	CYC	C3D-C4D-ND	5.90	115.52	107.57
33	p4	201	CYC	CMD-C2D-C1D	5.90	134.20	125.56
33	VL	201	CYC	OB-C4B-C3B	-5.90	121.64	128.04
33	PL	201	CYC	C3D-C4D-ND	5.89	115.50	107.57
33	VG	201	CYC	OB-C4B-C3B	-5.89	121.65	128.04
45	aD	412	PHO	CMA-C3A-C2A	-5.89	90.28	113.99
33	fK	201	CYC	CAB-C3B-C4B	5.89	130.68	121.38
43	I1	102	BCR	C37-C22-C23	5.89	127.35	118.08
43	ID	102	BCR	C37-C22-C23	5.88	127.35	118.08
45	aD	412	PHO	C1C-C2C-C3C	-5.87	103.73	108.61
33	LL	201	CYC	CHA-C4D-ND	-5.87	111.87	125.32
36	bD	609	CLA	C4A-NA-C1A	5.87	109.34	106.71
33	LG	201	CYC	CHA-C4D-ND	-5.87	111.88	125.32
33	JG	201	CYC	C1A-C2A-C3A	-5.87	100.29	106.78
33	JL	201	CYC	C1A-C2A-C3A	-5.87	100.29	106.78
43	bE	616	BCR	C8-C9-C10	-5.87	109.94	118.94
33	z4	201	CYC	C3D-C4D-ND	5.86	115.46	107.57
45	DE	401	PHO	C1C-C2C-C3C	-5.86	103.74	108.61
45	dD	402	PHO	CMA-C3A-C2A	-5.86	90.42	113.99
33	YB	201	CYC	OB-C4B-C3B	-5.85	121.69	128.04
43	b1	616	BCR	C8-C9-C10	-5.85	109.97	118.94
33	XF	201	CYC	CMA-C3A-C4A	5.85	134.07	125.06
43	bD	616	BCR	C8-C9-C10	-5.84	109.98	118.94
36	b1	609	CLA	C4A-NA-C1A	5.84	109.33	106.71
43	iD	102	BCR	C21-C20-C19	-5.84	105.00	123.22
43	iE	102	BCR	C21-C20-C19	-5.84	105.00	123.22
45	dE	402	PHO	C2D-C1D-ND	5.84	113.56	109.53
33	XK	201	CYC	CMA-C3A-C4A	5.84	134.05	125.06
33	w4	201	CYC	CAB-C3B-C4B	5.84	130.60	121.38
43	i1	101	BCR	C21-C20-C19	-5.84	105.00	123.22
33	jF	201	CYC	CAB-C3B-C4B	5.84	130.60	121.38
33	wB	201	CYC	CAB-C3B-C4B	5.83	130.59	121.38

Continued on next page...

Continued from previous page...

Mol	Chain	Res	Type	Atoms	Z	Observed(^{o})	Ideal(^{o})
33	RG	201	CYC	C3D-C4D-ND	5.83	115.43	107.57
33	zB	201	CYC	C3D-C4D-ND	5.83	115.42	107.57
45	A1	412	PHO	C1C-C2C-C3C	-5.83	103.77	108.61
33	nF	201	CYC	C2B-C1B-NB	5.82	115.52	106.99
33	jK	201	CYC	CAB-C3B-C4B	5.82	130.58	121.38
33	kA	201	CYC	CMD-C2D-C1D	5.82	134.09	125.56
43	BD	615	BCR	C8-C9-C10	-5.82	110.01	118.94
43	B1	615	BCR	C8-C9-C10	-5.82	110.01	118.94
33	k6	201	CYC	CMD-C2D-C1D	5.82	134.08	125.56
33	dF	201	CYC	C3D-C4D-ND	5.82	115.40	107.57
33	6G	201	CYC	CMA-C3A-C4A	5.82	134.02	125.06
33	LG	201	CYC	CAB-C3B-C4B	5.81	130.56	121.38
45	DE	403	PHO	C11-C12-C13	5.81	134.70	115.92
36	c1	509	CLA	CMD-C2D-C3D	5.81	140.98	127.61
33	k3	201	CYC	CMD-C2D-C1D	5.81	134.06	125.56
33	k8	201	CYC	CMD-C2D-C1D	5.81	134.06	125.56
33	nK	201	CYC	C2B-C1B-NB	5.81	115.49	106.99
43	BE	615	BCR	C8-C9-C10	-5.80	110.03	118.94
33	k5	201	CYC	CMD-C2D-C1D	5.80	134.06	125.56
33	6L	201	CYC	CMA-C3A-C4A	5.80	134.00	125.06
33	dK	201	CYC	C3D-C4D-ND	5.80	115.38	107.57
33	LL	201	CYC	CAB-C3B-C4B	5.80	130.54	121.38
33	kJ	201	CYC	CMD-C2D-C1D	5.80	134.05	125.56
33	RL	201	CYC	C3D-C4D-ND	5.80	115.38	107.57
33	kH	201	CYC	CMD-C2D-C1D	5.80	134.05	125.56
45	DE	403	PHO	CMA-C3A-C2A	-5.80	90.65	113.99
45	aD	412	PHO	C2D-C1D-ND	5.79	113.53	109.53
43	b1	616	BCR	C34-C9-C8	5.79	127.20	118.08
33	kI	201	CYC	CMD-C2D-C1D	5.79	134.04	125.56
33	YF	201	CYC	C3D-C4D-ND	5.79	115.37	107.57
33	YK	201	CYC	C3D-C4D-ND	5.79	115.36	107.57
36	cD	509	CLA	CMD-C2D-C3D	5.79	140.93	127.61
33	eF	201	CYC	CAB-C3B-C4B	5.79	130.52	121.38
33	k9	201	CYC	CMD-C2D-C1D	5.79	134.03	125.56
33	k7	201	CYC	CMD-C2D-C1D	5.79	134.03	125.56
33	zB	201	CYC	CMD-C2D-C1D	5.78	134.03	125.56
45	DD	403	PHO	O2D-CGD-CBD	5.78	118.32	111.00
36	cE	509	CLA	CMD-C2D-C3D	5.78	140.91	127.61
43	bE	616	BCR	C34-C9-C8	5.78	127.18	118.08
33	4L	201	CYC	OB-C4B-C3B	-5.78	121.77	128.04
33	k2	201	CYC	CMD-C2D-C1D	5.78	134.02	125.56
33	eK	201	CYC	CAB-C3B-C4B	5.78	130.50	121.38

Continued on next page...

Continued from previous page...

Mol	Chain	Res	Type	Atoms	Z	Observed(^{o})	Ideal(^{o})
33	uB	201	CYC	CHD-C1D-ND	-5.78	112.09	125.32
33	cA	201	CYC	CMD-C2D-C1D	5.78	134.02	125.56
43	bD	616	BCR	C34-C9-C8	5.77	127.17	118.08
33	cI	201	CYC	CMD-C2D-C1D	5.77	134.01	125.56
33	u4	201	CYC	CHD-C1D-ND	-5.77	112.10	125.32
45	D1	402	PHO	O2D-CGD-CBD	5.77	118.31	111.00
36	h1	101	CLA	C3B-C4B-NB	-5.77	105.16	110.52
33	gJ	202	CYC	CMD-C2D-C1D	5.77	134.00	125.56
45	dD	402	PHO	C2D-C1D-ND	5.77	113.51	109.53
33	c2	201	CYC	CMD-C2D-C1D	5.77	134.00	125.56
33	g9	202	CYC	CMD-C2D-C1D	5.76	134.00	125.56
33	kC	201	CYC	CMD-C2D-C1D	5.76	134.00	125.56
33	c3	201	CYC	CMD-C2D-C1D	5.76	134.00	125.56
33	z4	201	CYC	CMD-C2D-C1D	5.76	134.00	125.56
45	DE	403	PHO	O2D-CGD-CBD	5.76	118.29	111.00
36	hD	101	CLA	C3B-C4B-NB	-5.76	105.17	110.52
33	eI	201	CYC	CMD-C2D-C1D	5.76	133.99	125.56
36	CD	507	CLA	CAA-C2A-C3A	-5.76	97.02	112.78
33	ML	201	CYC	CHB-C4A-NA	-5.76	112.89	124.93
33	cH	201	CYC	CMD-C2D-C1D	5.75	133.99	125.56
33	gC	301	CYC	CMD-C2D-C1D	5.75	133.98	125.56
33	e3	201	CYC	CMD-C2D-C1D	5.75	133.98	125.56
33	c8	201	CYC	CMD-C2D-C1D	5.75	133.98	125.56
33	e9	201	CYC	CMD-C2D-C1D	5.75	133.98	125.56
33	ZF	201	CYC	CAB-C3B-C4B	5.75	130.46	121.38
33	g2	202	CYC	CMD-C2D-C1D	5.75	133.98	125.56
33	gA	301	CYC	CMD-C2D-C1D	5.75	133.98	125.56
33	cC	201	CYC	CMD-C2D-C1D	5.75	133.98	125.56
33	hK	201	CYC	C3D-C4D-ND	5.75	115.31	107.57
33	c5	201	CYC	CMD-C2D-C1D	5.74	133.97	125.56
33	mF	201	CYC	CHD-C4C-NC	5.74	132.03	125.20
33	hK	201	CYC	C1D-C2D-C3D	-5.74	100.48	107.79
33	eC	201	CYC	CMD-C2D-C1D	5.74	133.97	125.56
33	MG	201	CYC	CHB-C4A-NA	-5.74	112.92	124.93
33	g3	202	CYC	CMD-C2D-C1D	5.74	133.97	125.56
45	DE	401	PHO	C2D-C1D-ND	5.74	113.49	109.53
33	4G	201	CYC	OB-C4B-C3B	-5.74	121.81	128.04
33	cJ	201	CYC	CMD-C2D-C1D	5.74	133.97	125.56
33	gI	301	CYC	CMD-C2D-C1D	5.74	133.96	125.56
36	CE	507	CLA	CAA-C2A-C3A	-5.74	97.06	112.78
33	VG	201	CYC	CHD-C4C-NC	5.74	132.03	125.20
33	hF	201	CYC	C3D-C4D-ND	5.74	115.30	107.57

Continued on next page...

Continued from previous page...

Mol	Chain	Res	Type	Atoms	Z	Observed(^{o})	Ideal(^{o})
43	B1	615	BCR	C34-C9-C8	5.74	127.11	118.08
33	mK	201	CYC	CHD-C4C-NC	5.74	132.02	125.20
36	hE	101	CLA	C3B-C4B-NB	-5.73	105.19	110.52
33	c9	201	CYC	CMD-C2D-C1D	5.73	133.96	125.56
47	VD	201	HEM	CHC-C4B-NB	5.73	130.65	124.42
33	e7	201	CYC	CMD-C2D-C1D	5.73	133.95	125.56
33	gH	202	CYC	CMD-C2D-C1D	5.73	133.95	125.56
33	ZK	201	CYC	CAB-C3B-C4B	5.73	130.43	121.38
33	c6	201	CYC	CMD-C2D-C1D	5.73	133.95	125.56
33	c7	201	CYC	CMD-C2D-C1D	5.73	133.95	125.56
33	eJ	201	CYC	CMD-C2D-C1D	5.73	133.95	125.56
45	A1	412	PHO	C2D-C1D-ND	5.73	113.48	109.53
33	eH	201	CYC	CMD-C2D-C1D	5.73	133.95	125.56
36	C1	507	CLA	CAA-C2A-C3A	-5.73	97.10	112.78
43	BD	615	BCR	C34-C9-C8	5.73	127.10	118.08
33	eA	201	CYC	CMD-C2D-C1D	5.72	133.94	125.56
33	e2	201	CYC	CMD-C2D-C1D	5.72	133.94	125.56
33	g8	202	CYC	CMD-C2D-C1D	5.72	133.94	125.56
33	VL	201	CYC	CHD-C4C-NC	5.72	132.01	125.20
33	g5	202	CYC	CMD-C2D-C1D	5.72	133.93	125.56
33	g7	202	CYC	CMD-C2D-C1D	5.72	133.93	125.56
33	e8	201	CYC	CMD-C2D-C1D	5.72	133.93	125.56
36	HE	103	CLA	C3B-C4B-NB	-5.72	105.21	110.52
47	V1	201	HEM	CHC-C4B-NB	5.72	130.63	124.42
43	BE	615	BCR	C34-C9-C8	5.72	127.08	118.08
33	YF	201	CYC	C1D-C2D-C3D	-5.71	100.51	107.79
33	e5	201	CYC	CMD-C2D-C1D	5.71	133.93	125.56
33	hF	201	CYC	C1D-C2D-C3D	-5.71	100.52	107.79
33	e6	201	CYC	CMD-C2D-C1D	5.71	133.92	125.56
33	GG	201	CYC	CAB-C3B-C4B	5.71	130.40	121.38
33	fF	201	CYC	CHB-C4A-NA	-5.71	112.99	124.93
33	g6	202	CYC	CMD-C2D-C1D	5.71	133.92	125.56
45	d1	402	PHO	C2D-C1D-ND	5.71	113.47	109.53
36	HD	103	CLA	C3B-C4B-NB	-5.70	105.22	110.52
33	tB	1001	CYC	C1A-C2A-C3A	-5.70	100.47	106.78
33	GL	201	CYC	CAB-C3B-C4B	5.70	130.38	121.38
33	i9	202	CYC	CMD-C2D-C1D	5.70	133.91	125.56
47	VE	201	HEM	CHC-C4B-NB	5.70	130.61	124.42
33	wB	201	CYC	C3D-C4D-ND	5.69	115.24	107.57
33	i3	202	CYC	CMD-C2D-C1D	5.69	133.89	125.56
33	iC	202	CYC	CMD-C2D-C1D	5.69	133.89	125.56
33	w4	201	CYC	C3D-C4D-ND	5.69	115.23	107.57

Continued on next page...

Continued from previous page...

Mol	Chain	Res	Type	Atoms	Z	Observed(^{o})	Ideal(^{o})
43	iD	102	BCR	C37-C22-C23	5.69	127.04	118.08
33	i5	202	CYC	CMD-C2D-C1D	5.69	133.89	125.56
33	iH	202	CYC	CMD-C2D-C1D	5.69	133.88	125.56
33	YK	201	CYC	C1D-C2D-C3D	-5.69	100.55	107.79
33	t4	1001	CYC	C1A-C2A-C3A	-5.68	100.49	106.78
47	v1	201	HEM	CHC-C4B-NB	5.68	130.59	124.42
33	fK	201	CYC	CHB-C4A-NA	-5.68	113.05	124.93
33	yB	201	CYC	CHD-C1D-ND	-5.68	112.30	125.32
43	i1	101	BCR	C37-C22-C23	5.68	127.03	118.08
33	i7	202	CYC	CMD-C2D-C1D	5.68	133.88	125.56
33	i8	202	CYC	CMD-C2D-C1D	5.68	133.88	125.56
33	nF	202	CYC	CAB-C3B-C4B	5.68	130.35	121.38
33	iA	202	CYC	CMD-C2D-C1D	5.68	133.87	125.56
33	iJ	202	CYC	CMD-C2D-C1D	5.68	133.87	125.56
33	LG	201	CYC	CHA-C1A-C2A	-5.68	112.19	125.32
33	y4	201	CYC	CHD-C1D-ND	-5.68	112.32	125.32
33	3F	101	CYC	CHD-C4C-NC	5.68	131.95	125.20
33	dK	201	CYC	C1D-C2D-C3D	-5.67	100.56	107.79
33	iI	202	CYC	CMD-C2D-C1D	5.67	133.87	125.56
43	iE	102	BCR	C37-C22-C23	5.67	127.02	118.08
33	i2	202	CYC	CMD-C2D-C1D	5.67	133.86	125.56
33	nK	202	CYC	CAB-C3B-C4B	5.67	130.33	121.38
33	3K	101	CYC	CHD-C4C-NC	5.67	131.94	125.20
33	cK	201	CYC	CHB-C4A-NA	-5.67	113.08	124.93
33	g7	202	CYC	CMA-C3A-C4A	5.67	133.79	125.06
33	i6	202	CYC	CMD-C2D-C1D	5.67	133.85	125.56
33	cF	201	CYC	CHB-C4A-NA	-5.66	113.08	124.93
33	R4	201	CYC	CHD-C1D-ND	-5.66	112.35	125.32
36	H1	103	CLA	C3B-C4B-NB	-5.66	105.26	110.52
33	RB	201	CYC	CHD-C1D-ND	-5.66	112.36	125.32
33	T4	201	CYC	CMA-C3A-C4A	5.66	133.78	125.06
33	kI	201	CYC	C2D-C1D-ND	5.66	115.35	107.40
33	LL	201	CYC	CHA-C1A-C2A	-5.66	112.23	125.32
33	g9	202	CYC	CMA-C3A-C4A	5.66	133.78	125.06
33	zB	201	CYC	CAA-C2A-C3A	5.66	138.41	127.88
45	d1	402	PHO	O2D-CGD-CBD	5.65	118.16	111.00
33	HG	201	CYC	CHA-C1A-C2A	-5.65	112.24	125.32
33	k8	201	CYC	C2D-C1D-ND	5.65	115.35	107.40
47	vE	201	HEM	CHC-C4B-NB	5.65	130.56	124.42
33	KF	201	CYC	CHB-C4A-NA	-5.65	113.11	124.93
33	TB	201	CYC	CMA-C3A-C4A	5.65	133.76	125.06
33	z4	201	CYC	CAA-C2A-C3A	5.65	138.40	127.88

Continued on next page...

Continued from previous page...

Mol	Chain	Res	Type	Atoms	Z	Observed(^{o})	Ideal(^{o})
33	fF	201	CYC	CMA-C3A-C4A	5.65	133.76	125.06
36	c1	507	CLA	CMD-C2D-C1D	-5.65	114.76	124.71
33	dF	201	CYC	C1D-C2D-C3D	-5.65	100.60	107.79
33	k5	201	CYC	C2D-C1D-ND	5.64	115.33	107.40
47	vD	201	HEM	CHC-C4B-NB	5.64	130.55	124.42
33	kH	201	CYC	C2D-C1D-ND	5.64	115.33	107.40
33	g5	202	CYC	CMA-C3A-C4A	5.64	133.75	125.06
33	kA	201	CYC	C2D-C1D-ND	5.64	115.33	107.40
33	HL	201	CYC	CHA-C1A-C2A	-5.64	112.27	125.32
33	fK	201	CYC	CMA-C3A-C4A	5.64	133.75	125.06
33	gH	202	CYC	CMA-C3A-C4A	5.64	133.75	125.06
33	g2	202	CYC	CMA-C3A-C4A	5.64	133.75	125.06
33	gJ	202	CYC	CMA-C3A-C4A	5.64	133.75	125.06
33	gA	301	CYC	CMA-C3A-C4A	5.64	133.75	125.06
33	2G	201	CYC	C1B-C2B-C3B	-5.64	101.99	107.87
33	OB	201	CYC	OB-C4B-C3B	-5.64	121.92	128.04
33	KK	201	CYC	CHB-C4A-NA	-5.63	113.15	124.93
33	2L	201	CYC	C1B-C2B-C3B	-5.63	101.99	107.87
33	k6	201	CYC	C2D-C1D-ND	5.63	115.31	107.40
33	g3	202	CYC	CMA-C3A-C4A	5.63	133.73	125.06
33	g6	202	CYC	CMA-C3A-C4A	5.63	133.73	125.06
33	k7	201	CYC	C2D-C1D-ND	5.63	115.31	107.40
33	g8	202	CYC	CMA-C3A-C4A	5.63	133.73	125.06
33	gC	301	CYC	CMA-C3A-C4A	5.63	133.73	125.06
33	k3	201	CYC	C2D-C1D-ND	5.63	115.31	107.40
33	k9	201	CYC	C2D-C1D-ND	5.63	115.31	107.40
33	kC	201	CYC	C2D-C1D-ND	5.63	115.31	107.40
33	kJ	201	CYC	C2D-C1D-ND	5.63	115.31	107.40
45	dE	402	PHO	O2D-CGD-CBD	5.63	118.12	111.00
36	cD	507	CLA	CMD-C2D-C1D	-5.62	114.81	124.71
33	kC	201	CYC	CMA-C3A-C4A	5.62	133.72	125.06
33	k2	201	CYC	C2D-C1D-ND	5.62	115.30	107.40
33	nF	201	CYC	C1B-NB-C4B	-5.62	103.52	110.67
33	O4	201	CYC	OB-C4B-C3B	-5.61	121.95	128.04
33	g9	202	CYC	C2D-C1D-ND	5.61	115.29	107.40
33	gA	301	CYC	C2D-C1D-ND	5.61	115.29	107.40
36	cE	507	CLA	CMD-C2D-C1D	-5.61	114.82	124.71
45	dD	402	PHO	O2D-CGD-CBD	5.61	118.11	111.00
33	e7	201	CYC	CMA-C3A-C4A	5.61	133.71	125.06
33	HL	201	CYC	CAB-C3B-C4B	5.61	130.24	121.38
33	gI	301	CYC	CMA-C3A-C4A	5.61	133.70	125.06
33	nK	201	CYC	C1B-NB-C4B	-5.60	103.54	110.67

Continued on next page...

Continued from previous page...

Mol	Chain	Res	Type	Atoms	Z	Observed(^{o})	Ideal(^{o})
33	eI	201	CYC	CMA-C3A-C4A	5.60	133.69	125.06
45	dD	402	PHO	CBA-CAA-C2A	5.60	130.18	113.81
33	k3	201	CYC	CMA-C3A-C4A	5.60	133.69	125.06
33	ZK	201	CYC	CHD-C1D-ND	-5.60	112.49	125.32
33	e8	201	CYC	CMA-C3A-C4A	5.60	133.69	125.06
33	6L	201	CYC	CHD-C1D-ND	-5.60	112.49	125.32
33	k5	201	CYC	CMA-C3A-C4A	5.60	133.69	125.06
43	cE	515	BCR	C16-C17-C18	-5.60	119.32	127.31
33	6G	201	CYC	CHD-C1D-ND	-5.60	112.50	125.32
33	ZF	201	CYC	CHD-C1D-ND	-5.60	112.50	125.32
33	kJ	201	CYC	CMA-C3A-C4A	5.60	133.68	125.06
43	XD	102	BCR	C15-C14-C13	-5.60	119.32	127.31
43	X1	102	BCR	C15-C14-C13	-5.60	119.32	127.31
33	i2	202	CYC	CMA-C3A-C4A	5.59	133.68	125.06
43	XE	102	BCR	C15-C14-C13	-5.59	119.33	127.31
43	iE	102	BCR	C3-C4-C5	-5.59	104.09	114.08
33	g2	202	CYC	C2D-C1D-ND	5.59	115.26	107.40
33	PL	201	CYC	CHD-C1D-ND	-5.59	112.52	125.32
33	Q4	201	CYC	CAB-C3B-C4B	5.59	130.20	121.38
33	e9	201	CYC	CMA-C3A-C4A	5.59	133.67	125.06
33	QB	201	CYC	CAB-C3B-C4B	5.59	130.20	121.38
33	eI	201	CYC	C2D-C1D-ND	5.59	115.25	107.40
33	gI	301	CYC	C2D-C1D-ND	5.59	115.25	107.40
33	g8	202	CYC	C2D-C1D-ND	5.59	115.25	107.40
43	iD	102	BCR	C3-C4-C5	-5.59	104.10	114.08
33	g3	202	CYC	C2D-C1D-ND	5.59	115.25	107.40
33	6G	201	CYC	CAB-C3B-C4B	5.58	130.20	121.38
33	e3	201	CYC	CMA-C3A-C4A	5.58	133.66	125.06
33	HG	201	CYC	CAB-C3B-C4B	5.58	130.20	121.38
33	i8	202	CYC	CMA-C3A-C4A	5.58	133.66	125.06
43	b1	618	BCR	C7-C8-C9	-5.58	117.80	126.23
43	i1	101	BCR	C3-C4-C5	-5.58	104.11	114.08
33	2G	201	CYC	CHD-C1D-ND	-5.58	112.54	125.32
33	gJ	202	CYC	C2D-C1D-ND	5.58	115.24	107.40
33	k9	201	CYC	CMA-C3A-C4A	5.58	133.66	125.06
33	kH	201	CYC	CMA-C3A-C4A	5.58	133.66	125.06
33	gH	202	CYC	C2D-C1D-ND	5.58	115.24	107.40
33	eC	201	CYC	C2D-C1D-ND	5.58	115.24	107.40
33	k6	201	CYC	CMA-C3A-C4A	5.58	133.65	125.06
33	k8	201	CYC	CMA-C3A-C4A	5.58	133.65	125.06
33	iI	202	CYC	CMA-C3A-C4A	5.58	133.65	125.06
33	eA	201	CYC	CMA-C3A-C4A	5.58	133.65	125.06

Continued on next page...

Continued from previous page...

Mol	Chain	Res	Type	Atoms	Z	Observed(^{o})	Ideal(^{o})
33	eH	201	CYC	CMA-C3A-C4A	5.58	133.65	125.06
33	PG	201	CYC	CHD-C1D-ND	-5.58	112.55	125.32
43	cD	515	BCR	C16-C17-C18	-5.58	119.35	127.31
33	gC	301	CYC	C2D-C1D-ND	5.58	115.24	107.40
33	kA	201	CYC	CMA-C3A-C4A	5.57	133.65	125.06
33	iH	202	CYC	CMA-C3A-C4A	5.57	133.65	125.06
33	e9	201	CYC	C2D-C1D-ND	5.57	115.24	107.40
33	2L	201	CYC	CHD-C1D-ND	-5.57	112.55	125.32
33	e6	201	CYC	CMA-C3A-C4A	5.57	133.65	125.06
33	6L	201	CYC	CAB-C3B-C4B	5.57	130.18	121.38
33	iC	202	CYC	CMA-C3A-C4A	5.57	133.65	125.06
33	eC	201	CYC	CMA-C3A-C4A	5.57	133.64	125.06
33	i9	202	CYC	CMA-C3A-C4A	5.57	133.64	125.06
33	5L	201	CYC	C3D-C4D-ND	5.57	115.07	107.57
33	k2	201	CYC	CMA-C3A-C4A	5.57	133.64	125.06
33	i3	202	CYC	CMA-C3A-C4A	5.57	133.64	125.06
33	iA	202	CYC	CMA-C3A-C4A	5.57	133.64	125.06
33	e3	201	CYC	C2D-C1D-ND	5.57	115.23	107.40
43	bE	618	BCR	C7-C8-C9	-5.57	117.82	126.23
33	eJ	201	CYC	C2D-C1D-ND	5.57	115.22	107.40
33	cA	201	CYC	C2D-C1D-ND	5.57	115.22	107.40
33	5G	201	CYC	C3D-C4D-ND	5.57	115.06	107.57
43	bD	618	BCR	C7-C8-C9	-5.57	117.83	126.23
33	i6	202	CYC	CMA-C3A-C4A	5.57	133.63	125.06
33	g7	202	CYC	C2D-C1D-ND	5.57	115.22	107.40
33	i5	202	CYC	CMA-C3A-C4A	5.57	133.63	125.06
33	e2	201	CYC	CMA-C3A-C4A	5.56	133.63	125.06
33	e7	201	CYC	C2D-C1D-ND	5.56	115.22	107.40
33	eH	201	CYC	C2D-C1D-ND	5.56	115.22	107.40
33	e6	201	CYC	C2D-C1D-ND	5.56	115.22	107.40
33	sB	201	CYC	C3D-C4D-ND	5.56	115.06	107.57
36	CE	510	CLA	CMD-C2D-C3D	5.56	140.40	127.61
33	e8	201	CYC	C2D-C1D-ND	5.56	115.21	107.40
45	d1	402	PHO	CMA-C3A-C2A	-5.56	91.61	113.99
33	g5	202	CYC	C2D-C1D-ND	5.56	115.21	107.40
33	k7	201	CYC	CMA-C3A-C4A	5.56	133.62	125.06
33	e2	201	CYC	C2D-C1D-ND	5.56	115.21	107.40
33	i7	202	CYC	CMA-C3A-C4A	5.55	133.62	125.06
33	c2	201	CYC	C2D-C1D-ND	5.55	115.21	107.40
33	5L	201	CYC	CHD-C1D-ND	-5.55	112.60	125.32
33	eJ	201	CYC	CMA-C3A-C4A	5.55	133.61	125.06
33	eA	201	CYC	C2D-C1D-ND	5.55	115.20	107.40

Continued on next page...

Continued from previous page...

Mol	Chain	Res	Type	Atoms	Z	Observed(^{o})	Ideal(^{o})
33	e5	201	CYC	C2D-C1D-ND	5.55	115.20	107.40
33	WL	201	CYC	OB-C4B-C3B	-5.55	122.02	128.04
33	kI	201	CYC	CMA-C3A-C4A	5.55	133.61	125.06
33	iJ	202	CYC	CMA-C3A-C4A	5.55	133.61	125.06
33	g6	202	CYC	C2D-C1D-ND	5.55	115.20	107.40
43	hD	105	BCR	C15-C14-C13	-5.55	119.40	127.31
36	CD	510	CLA	CMD-C2D-C3D	5.54	140.37	127.61
36	C1	510	CLA	CMD-C2D-C3D	5.54	140.37	127.61
33	5G	201	CYC	CHD-C1D-ND	-5.54	112.63	125.32
33	cH	201	CYC	C2D-C1D-ND	5.54	115.19	107.40
33	e5	201	CYC	CMA-C3A-C4A	5.54	133.59	125.06
33	cC	201	CYC	CMA-C3A-C4A	5.54	133.59	125.06
33	WG	201	CYC	OB-C4B-C3B	-5.54	122.03	128.04
33	oB	201	CYC	C3D-C4D-ND	5.54	115.03	107.57
33	c7	201	CYC	C2D-C1D-ND	5.53	115.18	107.40
33	c7	201	CYC	CMA-C3A-C4A	5.53	133.59	125.06
33	cC	201	CYC	C2D-C1D-ND	5.53	115.18	107.40
33	o4	201	CYC	C3D-C4D-ND	5.53	115.02	107.57
45	dE	402	PHO	CBA-CAA-C2A	5.53	129.98	113.81
33	c8	201	CYC	C2D-C1D-ND	5.53	115.18	107.40
45	A1	412	PHO	C9-C8-C10	5.53	131.33	111.29
33	c9	201	CYC	C2D-C1D-ND	5.53	115.18	107.40
33	cJ	201	CYC	C2D-C1D-ND	5.53	115.17	107.40
33	c6	201	CYC	C2D-C1D-ND	5.53	115.17	107.40
33	c3	201	CYC	C2D-C1D-ND	5.53	115.17	107.40
43	c1	515	BCR	C16-C17-C18	-5.53	119.42	127.31
33	cI	201	CYC	C2D-C1D-ND	5.53	115.17	107.40
43	BE	617	BCR	C7-C8-C9	-5.53	117.88	126.23
33	s4	201	CYC	C3D-C4D-ND	5.52	115.01	107.57
43	h1	105	BCR	C15-C14-C13	-5.52	119.43	127.31
33	OG	201	CYC	CHB-C4A-C3A	5.52	139.10	124.90
33	cI	201	CYC	CMA-C3A-C4A	5.52	133.57	125.06
33	YK	201	CYC	CHB-C4A-NA	-5.52	113.38	124.93
33	c6	201	CYC	CMA-C3A-C4A	5.52	133.56	125.06
33	XK	201	CYC	CHD-C1D-ND	-5.52	112.67	125.32
43	BD	617	BCR	C7-C8-C9	-5.52	117.89	126.23
43	hE	105	BCR	C15-C14-C13	-5.52	119.44	127.31
33	c9	201	CYC	CMA-C3A-C4A	5.52	133.56	125.06
33	c8	201	CYC	CMA-C3A-C4A	5.51	133.56	125.06
33	YF	201	CYC	CHB-C4A-NA	-5.51	113.41	124.93
33	c5	201	CYC	C2D-C1D-ND	5.51	115.15	107.40
33	cH	201	CYC	CMA-C3A-C4A	5.51	133.55	125.06

Continued on next page...

Continued from previous page...

Mol	Chain	Res	Type	Atoms	Z	Observed(^{o})	Ideal(^{o})
33	MK	201	CYC	CHD-C1D-ND	-5.51	112.70	125.32
33	OL	201	CYC	CHB-C4A-C3A	5.51	139.06	124.90
45	d1	402	PHO	C16-C15-C13	-5.51	98.12	115.92
45	D1	402	PHO	C1C-C2C-C3C	-5.50	104.03	108.61
33	c3	201	CYC	CMA-C3A-C4A	5.50	133.54	125.06
45	DE	401	PHO	CBA-CAA-C2A	5.50	129.89	113.81
33	c2	201	CYC	CMA-C3A-C4A	5.50	133.54	125.06
33	P4	201	CYC	OB-C4B-C3B	-5.50	122.07	128.04
33	i8	202	CYC	C2D-C1D-ND	5.50	115.13	107.40
33	7L	201	CYC	C2D-C1D-ND	5.50	115.13	107.40
33	XF	201	CYC	CHD-C1D-ND	-5.50	112.72	125.32
33	c5	201	CYC	CMA-C3A-C4A	5.50	133.53	125.06
33	iC	202	CYC	C2D-C1D-ND	5.50	115.13	107.40
33	gA	301	CYC	C4D-ND-C1D	-5.50	99.97	109.79
33	MF	201	CYC	CHD-C1D-ND	-5.50	112.72	125.32
33	7G	201	CYC	C2D-C1D-ND	5.50	115.13	107.40
43	B1	617	BCR	C7-C8-C9	-5.50	117.93	126.23
33	dK	201	CYC	CHB-C4A-NA	-5.50	113.43	124.93
33	g9	202	CYC	C4D-ND-C1D	-5.50	99.98	109.79
33	gK	201	CYC	C2D-C1D-ND	5.49	115.12	107.40
41	AE	410	BCT	O2-C-O1	5.49	133.80	119.55
45	aD	412	PHO	C9-C8-C10	5.49	131.19	111.29
33	kI	201	CYC	C4D-ND-C1D	-5.49	99.99	109.79
33	i5	202	CYC	C2D-C1D-ND	5.49	115.12	107.40
41	AD	410	BCT	O2-C-O1	5.49	133.79	119.55
33	IL	201	CYC	CHB-C4A-NA	-5.49	113.45	124.93
33	eC	201	CYC	C4D-ND-C1D	-5.49	99.99	109.79
33	g8	202	CYC	C4D-ND-C1D	-5.49	99.99	109.79
33	IG	201	CYC	CHB-C4A-NA	-5.49	113.45	124.93
33	g3	202	CYC	C4D-ND-C1D	-5.49	99.99	109.79
33	kC	201	CYC	C4D-ND-C1D	-5.49	99.99	109.79
33	gF	201	CYC	C2D-C1D-ND	5.49	115.11	107.40
33	JK	201	CYC	OC-C1C-C2C	-5.49	121.81	126.17
33	ZB	201	CYC	CMA-C3A-C4A	5.49	133.51	125.06
43	iE	102	BCR	C24-C23-C22	5.48	134.52	126.23
33	iA	202	CYC	C2D-C1D-ND	5.48	115.11	107.40
33	gH	202	CYC	C4D-ND-C1D	-5.48	100.00	109.79
33	dF	201	CYC	CHB-C4A-NA	-5.48	113.46	124.93
33	e8	201	CYC	C4D-ND-C1D	-5.48	100.00	109.79
33	vB	201	CYC	CMB-C2B-C1B	5.48	131.01	124.17
33	g6	202	CYC	C4D-ND-C1D	-5.48	100.00	109.79
33	e9	201	CYC	C4D-ND-C1D	-5.48	100.00	109.79

Continued on next page...

Continued from previous page...

Mol	Chain	Res	Type	Atoms	Z	Observed(^{o})	Ideal(^{o})
41	A1	410	BCT	O2-C-O1	5.48	133.76	119.55
33	PB	201	CYC	OB-C4B-C3B	-5.48	122.09	128.04
33	g2	202	CYC	C4D-ND-C1D	-5.48	100.01	109.79
33	iH	202	CYC	C2D-C1D-ND	5.48	115.10	107.40
33	hF	201	CYC	CHB-C4A-NA	-5.48	113.47	124.93
33	k2	201	CYC	C4D-ND-C1D	-5.48	100.01	109.79
33	hK	201	CYC	CHB-C4A-NA	-5.48	113.47	124.93
33	kH	201	CYC	C4D-ND-C1D	-5.48	100.01	109.79
33	z4	201	CYC	CAB-C3B-C4B	5.48	130.03	121.38
33	cA	201	CYC	CMA-C3A-C4A	5.48	133.50	125.06
33	kA	201	CYC	C4D-ND-C1D	-5.48	100.01	109.79
33	iJ	202	CYC	C2D-C1D-ND	5.48	115.10	107.40
33	gI	301	CYC	C4D-ND-C1D	-5.48	100.01	109.79
33	k8	201	CYC	C4D-ND-C1D	-5.48	100.02	109.79
33	gC	301	CYC	C4D-ND-C1D	-5.48	100.02	109.79
33	v4	201	CYC	CMB-C2B-C1B	5.47	131.00	124.17
33	cJ	201	CYC	CMA-C3A-C4A	5.47	133.50	125.06
45	DD	403	PHO	C1C-C2C-C3C	-5.47	104.06	108.61
33	eA	201	CYC	C4D-ND-C1D	-5.47	100.02	109.79
33	eI	201	CYC	C4D-ND-C1D	-5.47	100.02	109.79
45	A1	412	PHO	C4D-ND-C1D	-5.47	103.26	108.83
33	iI	202	CYC	C2D-C1D-ND	5.47	115.09	107.40
33	i6	202	CYC	C2D-C1D-ND	5.47	115.09	107.40
33	Z4	201	CYC	CMA-C3A-C4A	5.47	133.49	125.06
33	zB	201	CYC	CAB-C3B-C4B	5.47	130.02	121.38
33	kJ	201	CYC	C4D-ND-C1D	-5.47	100.02	109.79
33	e6	201	CYC	C4D-ND-C1D	-5.47	100.03	109.79
33	eH	201	CYC	C4D-ND-C1D	-5.47	100.03	109.79
33	g7	202	CYC	C4D-ND-C1D	-5.47	100.03	109.79
33	gJ	202	CYC	C4D-ND-C1D	-5.47	100.03	109.79
33	e2	201	CYC	C4D-ND-C1D	-5.47	100.03	109.79
33	k5	201	CYC	C4D-ND-C1D	-5.47	100.03	109.79
33	eJ	201	CYC	C4D-ND-C1D	-5.47	100.03	109.79
33	SG	201	CYC	CAB-C3B-C4B	5.47	130.01	121.38
33	e5	201	CYC	C4D-ND-C1D	-5.47	100.03	109.79
33	k7	201	CYC	C4D-ND-C1D	-5.47	100.03	109.79
33	i3	202	CYC	C2D-C1D-ND	5.47	115.08	107.40
43	i1	101	BCR	C24-C23-C22	5.47	134.49	126.23
45	d1	402	PHO	C6-C7-C8	5.46	133.58	115.92
33	g5	202	CYC	C4D-ND-C1D	-5.46	100.03	109.79
33	k9	201	CYC	C4D-ND-C1D	-5.46	100.03	109.79
33	i2	202	CYC	C2D-C1D-ND	5.46	115.08	107.40

Continued on next page...

Continued from previous page...

Mol	Chain	Res	Type	Atoms	Z	Observed(^{o})	Ideal(^{o})
33	i9	202	CYC	C2D-C1D-ND	5.46	115.08	107.40
33	k3	201	CYC	C4D-ND-C1D	-5.46	100.05	109.79
33	k6	201	CYC	C4D-ND-C1D	-5.46	100.05	109.79
33	e3	201	CYC	C4D-ND-C1D	-5.46	100.05	109.79
33	e7	201	CYC	C4D-ND-C1D	-5.46	100.05	109.79
45	DE	401	PHO	C4D-ND-C1D	-5.45	103.28	108.83
43	iD	102	BCR	C24-C23-C22	5.45	134.47	126.23
33	i7	202	CYC	C2D-C1D-ND	5.45	115.06	107.40
33	QL	201	CYC	C2D-C1D-ND	5.45	115.06	107.40
33	iC	202	CYC	C4D-ND-C1D	-5.45	100.07	109.79
43	C1	516	BCR	C7-C8-C9	-5.44	118.01	126.23
33	iJ	202	CYC	C4D-ND-C1D	-5.44	100.07	109.79
33	i8	202	CYC	C4D-ND-C1D	-5.44	100.07	109.79
33	aB	201	CYC	OC-C1C-C2C	-5.44	121.85	126.17
33	SL	201	CYC	CAB-C3B-C4B	5.44	129.97	121.38
33	i6	202	CYC	C4D-ND-C1D	-5.44	100.08	109.79
33	NG	201	CYC	CMA-C3A-C4A	5.44	133.44	125.06
33	i2	202	CYC	C4D-ND-C1D	-5.44	100.08	109.79
45	DE	403	PHO	C1C-C2C-C3C	-5.44	104.09	108.61
33	a4	201	CYC	OC-C1C-C2C	-5.44	121.85	126.17
43	CE	516	BCR	C7-C8-C9	-5.43	118.02	126.23
33	i5	202	CYC	C4D-ND-C1D	-5.43	100.09	109.79
33	1L	201	CYC	CMB-C2B-C1B	5.43	130.95	124.17
43	IE	102	BCR	C23-C24-C25	5.43	142.45	127.20
33	i9	202	CYC	C4D-ND-C1D	-5.43	100.10	109.79
33	iH	202	CYC	C4D-ND-C1D	-5.43	100.10	109.79
33	TB	201	CYC	OC-C1C-C2C	-5.43	121.86	126.17
33	qB	201	CYC	CAB-C3B-C4B	5.43	129.95	121.38
33	qB	201	CYC	OB-C4B-C3B	-5.43	122.15	128.04
33	VL	201	CYC	OC-C1C-NC	5.42	131.51	124.94
33	iA	202	CYC	C4D-ND-C1D	-5.42	100.11	109.79
33	fF	201	CYC	CMD-C2D-C1D	5.42	133.50	125.56
43	CD	516	BCR	C7-C8-C9	-5.42	118.04	126.23
33	i3	202	CYC	C4D-ND-C1D	-5.42	100.11	109.79
33	q4	201	CYC	CAB-C3B-C4B	5.42	129.94	121.38
33	iI	202	CYC	C4D-ND-C1D	-5.42	100.11	109.79
33	c2	201	CYC	C4D-ND-C1D	-5.42	100.11	109.79
33	NL	201	CYC	CMA-C3A-C4A	5.42	133.41	125.06
33	fK	201	CYC	CMD-C2D-C1D	5.42	133.50	125.56
33	JF	201	CYC	OC-C1C-C2C	-5.42	121.86	126.17
33	cC	201	CYC	C4D-ND-C1D	-5.42	100.12	109.79
33	QG	201	CYC	C2D-C1D-ND	5.42	115.02	107.40

Continued on next page...

Continued from previous page...

Mol	Chain	Res	Type	Atoms	Z	Observed(^{o})	Ideal(^{o})
45	d1	402	PHO	C11-C12-C13	5.42	133.43	115.92
45	aD	412	PHO	C4D-ND-C1D	-5.42	103.32	108.83
43	ID	102	BCR	C23-C24-C25	5.42	142.42	127.20
33	u4	201	CYC	OB-C4B-C3B	-5.41	122.16	128.04
33	cI	201	CYC	C4D-ND-C1D	-5.41	100.12	109.79
33	i7	202	CYC	C4D-ND-C1D	-5.41	100.13	109.79
33	cA	201	CYC	C4D-ND-C1D	-5.41	100.13	109.79
43	I1	102	BCR	C23-C24-C25	5.41	142.39	127.20
41	a1	411	BCT	O2-C-O1	5.41	133.57	119.55
41	aE	410	BCT	O2-C-O1	5.40	133.56	119.55
33	cH	201	CYC	C4D-ND-C1D	-5.40	100.14	109.79
33	VG	201	CYC	OC-C1C-NC	5.40	131.49	124.94
33	9F	201	CYC	CMA-C3A-C4A	5.40	133.38	125.06
33	dF	201	CYC	CMB-C2B-C1B	5.40	130.91	124.17
33	c8	201	CYC	C4D-ND-C1D	-5.40	100.15	109.79
33	LL	201	CYC	CHD-C4C-NC	5.40	131.63	125.20
41	aD	410	BCT	O2-C-O1	5.40	133.55	119.55
33	7G	201	CYC	OB-C4B-C3B	-5.40	122.18	128.04
33	RL	201	CYC	CMD-C2D-C1D	5.40	133.47	125.56
33	c3	201	CYC	C4D-ND-C1D	-5.40	100.15	109.79
33	q4	201	CYC	OB-C4B-C3B	-5.40	122.18	128.04
33	c7	201	CYC	C4D-ND-C1D	-5.40	100.16	109.79
33	cJ	201	CYC	C4D-ND-C1D	-5.40	100.16	109.79
33	c5	201	CYC	C4D-ND-C1D	-5.40	100.16	109.79
33	c6	201	CYC	C4D-ND-C1D	-5.39	100.16	109.79
33	T4	201	CYC	OC-C1C-C2C	-5.39	121.88	126.17
33	1G	201	CYC	CMB-C2B-C1B	5.39	130.90	124.17
33	c9	201	CYC	C4D-ND-C1D	-5.39	100.17	109.79
33	SG	201	CYC	CHD-C1D-ND	-5.39	112.97	125.32
33	uB	201	CYC	OB-C4B-C3B	-5.39	122.19	128.04
33	9K	201	CYC	CMA-C3A-C4A	5.39	133.36	125.06
33	dK	201	CYC	CMB-C2B-C1B	5.39	130.89	124.17
33	YK	201	CYC	CMB-C2B-C1B	5.38	130.89	124.17
33	b3	201	CYC	CMA-C3A-C4A	5.38	133.35	125.06
33	RG	201	CYC	CMD-C2D-C1D	5.38	133.44	125.56
33	YF	201	CYC	CMB-C2B-C1B	5.38	130.88	124.17
33	s4	201	CYC	C2B-C1B-NB	5.38	114.86	106.99
33	IL	201	CYC	CMB-C2B-C1B	5.37	130.88	124.17
33	SL	201	CYC	CHD-C1D-ND	-5.37	113.01	125.32
33	LG	201	CYC	CHD-C4C-NC	5.37	131.59	125.20
33	bJ	201	CYC	CMA-C3A-C4A	5.37	133.34	125.06
33	jF	201	CYC	C3D-C4D-ND	5.37	114.80	107.57

Continued on next page...

Continued from previous page...

Mol	Chain	Res	Type	Atoms	Z	Observed(^{o})	Ideal(^{o})
33	l9	201	CYC	CMA-C3A-C4A	5.37	133.34	125.06
45	d1	402	PHO	C4D-ND-C1D	-5.37	103.37	108.83
33	IG	201	CYC	CMB-C2B-C1B	5.37	130.87	124.17
33	b7	201	CYC	CMA-C3A-C4A	5.37	133.33	125.06
33	bI	201	CYC	CMA-C3A-C4A	5.37	133.33	125.06
33	sB	201	CYC	C2B-C1B-NB	5.37	114.84	106.99
33	b2	201	CYC	CMA-C3A-C4A	5.37	133.33	125.06
33	jK	201	CYC	C3D-C4D-ND	5.36	114.79	107.57
33	7L	201	CYC	OB-C4B-C3B	-5.36	122.22	128.04
33	IK	201	CYC	CHB-C1B-NB	-5.36	114.55	126.06
33	bH	201	CYC	CMA-C3A-C4A	5.36	133.32	125.06
33	b8	201	CYC	CMA-C3A-C4A	5.36	133.32	125.06
33	l5	201	CYC	CMA-C3A-C4A	5.36	133.32	125.06
43	hD	105	BCR	C7-C8-C9	-5.36	118.14	126.23
45	D1	402	PHO	CMA-C3A-C2A	-5.36	92.41	113.99
33	l6	201	CYC	CMA-C3A-C4A	5.36	133.31	125.06
33	KK	201	CYC	C3D-C4D-ND	5.36	114.78	107.57
33	l3	201	CYC	CMA-C3A-C4A	5.36	133.31	125.06
43	h1	105	BCR	C7-C8-C9	-5.36	118.14	126.23
33	IF	201	CYC	CHB-C1B-NB	-5.35	114.56	126.06
33	b6	201	CYC	CMA-C3A-C4A	5.35	133.31	125.06
33	bA	201	CYC	CMA-C3A-C4A	5.35	133.31	125.06
33	lJ	201	CYC	CMA-C3A-C4A	5.35	133.30	125.06
43	hE	105	BCR	C7-C8-C9	-5.35	118.15	126.23
33	j7	201	CYC	CMA-C3A-C4A	5.35	133.30	125.06
33	b9	201	CYC	CMA-C3A-C4A	5.35	133.30	125.06
33	lC	201	CYC	CMA-C3A-C4A	5.35	133.30	125.06
33	lA	201	CYC	CMA-C3A-C4A	5.35	133.30	125.06
33	KF	201	CYC	C3D-C4D-ND	5.35	114.77	107.57
33	pB	201	CYC	C3D-C4D-ND	5.35	114.77	107.57
33	lH	201	CYC	CMA-C3A-C4A	5.35	133.30	125.06
33	BB	1001	CYC	CAB-C3B-C4B	5.35	129.82	121.38
33	B4	1001	CYC	CAB-C3B-C4B	5.35	129.82	121.38
33	l8	201	CYC	CMA-C3A-C4A	5.34	133.29	125.06
33	j9	201	CYC	CMA-C3A-C4A	5.34	133.29	125.06
33	b5	201	CYC	CMA-C3A-C4A	5.34	133.29	125.06
33	j8	201	CYC	CMA-C3A-C4A	5.34	133.29	125.06
33	lI	201	CYC	CMA-C3A-C4A	5.34	133.29	125.06
33	l7	201	CYC	CMA-C3A-C4A	5.34	133.28	125.06
33	jI	201	CYC	CMA-C3A-C4A	5.34	133.28	125.06
33	jC	201	CYC	CMA-C3A-C4A	5.34	133.28	125.06
33	SG	201	CYC	C3D-C4D-ND	5.34	114.76	107.57

Continued on next page...

Continued from previous page...

Mol	Chain	Res	Type	Atoms	Z	Observed(^{o})	Ideal(^{o})
33	l2	201	CYC	CMA-C3A-C4A	5.34	133.28	125.06
33	p4	201	CYC	C3D-C4D-ND	5.34	114.75	107.57
33	T4	201	CYC	CHD-C1D-ND	-5.33	113.10	125.32
33	TB	201	CYC	CHD-C1D-ND	-5.33	113.11	125.32
33	bC	201	CYC	CMA-C3A-C4A	5.33	133.27	125.06
33	fJ	201	CYC	CMA-C3A-C4A	5.33	133.27	125.06
33	j5	201	CYC	CMA-C3A-C4A	5.32	133.26	125.06
33	s4	201	CYC	C1B-NB-C4B	-5.32	103.89	110.67
33	R4	201	CYC	C1B-C2B-C3B	-5.32	102.32	107.87
33	NG	201	CYC	C3D-C4D-ND	5.32	114.74	107.57
33	j3	201	CYC	CMA-C3A-C4A	5.32	133.26	125.06
33	d7	201	CYC	CMA-C3A-C4A	5.32	133.26	125.06
33	jH	201	CYC	CMA-C3A-C4A	5.32	133.26	125.06
33	d9	201	CYC	CMA-C3A-C4A	5.32	133.26	125.06
33	PG	201	CYC	CHB-C4A-NA	-5.32	113.81	124.93
33	hC	201	CYC	CMA-C3A-C4A	5.32	133.25	125.06
33	hF	201	CYC	CMB-C2B-C1B	5.32	130.81	124.17
33	fC	201	CYC	CMA-C3A-C4A	5.32	133.25	125.06
33	hK	201	CYC	CMB-C2B-C1B	5.32	130.81	124.17
33	RG	201	CYC	C2D-C1D-ND	5.31	114.87	107.40
33	1G	201	CYC	CHD-C1D-ND	-5.31	113.15	125.32
33	mK	201	CYC	OC-C1C-NC	5.31	131.38	124.94
33	hJ	201	CYC	CMA-C3A-C4A	5.31	133.25	125.06
33	RB	201	CYC	C1B-C2B-C3B	-5.31	102.33	107.87
39	bE	619	LMG	O7-C10-C11	5.31	122.95	111.50
33	KG	201	CYC	C3D-C4D-ND	5.31	114.72	107.57
43	Z1	101	BCR	C20-C21-C22	-5.31	119.73	127.31
33	1L	201	CYC	CHD-C1D-ND	-5.31	113.15	125.32
33	dA	201	CYC	CMA-C3A-C4A	5.31	133.24	125.06
33	dC	201	CYC	CMA-C3A-C4A	5.31	133.24	125.06
33	jA	201	CYC	CMA-C3A-C4A	5.31	133.24	125.06
33	NL	201	CYC	C3D-C4D-ND	5.31	114.72	107.57
33	TB	201	CYC	CAB-C3B-C4B	5.31	129.76	121.38
33	RL	201	CYC	C2D-C1D-ND	5.31	114.86	107.40
33	h2	201	CYC	CMA-C3A-C4A	5.31	133.24	125.06
33	d3	201	CYC	CMA-C3A-C4A	5.31	133.24	125.06
33	j6	201	CYC	CMA-C3A-C4A	5.31	133.24	125.06
33	hA	201	CYC	CMA-C3A-C4A	5.31	133.24	125.06
43	XE	102	BCR	C7-C8-C9	-5.31	118.22	126.23
33	PL	201	CYC	CHB-C4A-NA	-5.31	113.83	124.93
33	dI	201	CYC	CMA-C3A-C4A	5.31	133.24	125.06
33	SL	201	CYC	C3D-C4D-ND	5.31	114.72	107.57

Continued on next page...

Continued from previous page...

Mol	Chain	Res	Type	Atoms	Z	Observed(^{o})	Ideal(^{o})
33	fA	201	CYC	CMA-C3A-C4A	5.30	133.23	125.06
33	dH	201	CYC	CMA-C3A-C4A	5.30	133.23	125.06
33	f2	201	CYC	CMA-C3A-C4A	5.30	133.23	125.06
39	BE	618	LMG	O7-C10-C11	5.30	122.93	111.50
43	ZD	101	BCR	C20-C21-C22	-5.30	119.74	127.31
33	BB	1001	CYC	CHB-C4A-NA	-5.30	113.84	124.93
39	BD	618	LMG	O7-C10-C11	5.30	122.93	111.50
43	ZE	101	BCR	C20-C21-C22	-5.30	119.74	127.31
33	dJ	201	CYC	CMA-C3A-C4A	5.30	133.23	125.06
33	T4	201	CYC	CAB-C3B-C4B	5.30	129.75	121.38
33	d2	201	CYC	CMA-C3A-C4A	5.30	133.23	125.06
33	jJ	201	CYC	CMA-C3A-C4A	5.30	133.23	125.06
33	mF	201	CYC	OC-C1C-NC	5.30	131.36	124.94
33	sB	201	CYC	C1B-NB-C4B	-5.30	103.92	110.67
33	3F	101	CYC	CMB-C2B-C1B	5.30	130.78	124.17
33	TB	201	CYC	OB-C4B-C3B	-5.30	122.29	128.04
39	b1	619	LMG	O7-C10-C11	5.30	122.92	111.50
33	B4	1001	CYC	CHB-C4A-NA	-5.30	113.85	124.93
33	hH	201	CYC	CMA-C3A-C4A	5.30	133.22	125.06
39	bD	619	LMG	O7-C10-C11	5.30	122.92	111.50
33	j2	201	CYC	CMA-C3A-C4A	5.30	133.22	125.06
33	d6	201	CYC	CMA-C3A-C4A	5.30	133.22	125.06
33	hI	201	CYC	CMA-C3A-C4A	5.30	133.22	125.06
33	d5	201	CYC	CMA-C3A-C4A	5.29	133.22	125.06
43	X1	102	BCR	C7-C8-C9	-5.29	118.23	126.23
45	dD	402	PHO	C4D-ND-C1D	-5.29	103.44	108.83
33	f9	201	CYC	CMA-C3A-C4A	5.29	133.22	125.06
33	d8	201	CYC	CMA-C3A-C4A	5.29	133.22	125.06
33	Q4	201	CYC	OB-C4B-C3B	-5.29	122.30	128.04
43	XD	102	BCR	C7-C8-C9	-5.29	118.24	126.23
45	D1	402	PHO	C4D-ND-C1D	-5.29	103.44	108.83
33	h9	201	CYC	CMA-C3A-C4A	5.29	133.21	125.06
33	T4	201	CYC	OB-C4B-C3B	-5.29	122.30	128.04
33	fI	201	CYC	CMA-C3A-C4A	5.29	133.21	125.06
33	KL	201	CYC	C3D-C4D-ND	5.29	114.69	107.57
33	h5	201	CYC	CMA-C3A-C4A	5.29	133.21	125.06
33	h7	201	CYC	CMA-C3A-C4A	5.29	133.21	125.06
33	3K	101	CYC	CMB-C2B-C1B	5.29	130.77	124.17
33	h8	201	CYC	CMA-C3A-C4A	5.29	133.20	125.06
33	w4	201	CYC	OB-C4B-C3B	-5.28	122.31	128.04
33	f7	201	CYC	CMA-C3A-C4A	5.28	133.20	125.06
33	W4	201	CYC	C2B-C1B-NB	5.28	114.72	106.99

Continued on next page...

Continued from previous page...

Mol	Chain	Res	Type	Atoms	Z	Observed(^{o})	Ideal(^{o})
33	7L	201	CYC	CHB-C4A-NA	-5.28	113.88	124.93
33	h6	201	CYC	CMA-C3A-C4A	5.28	133.20	125.06
33	fH	201	CYC	CMA-C3A-C4A	5.28	133.20	125.06
33	7G	201	CYC	CHB-C4A-NA	-5.28	113.88	124.93
33	5L	201	CYC	CHB-C4A-NA	-5.28	113.88	124.93
33	h3	201	CYC	CMA-C3A-C4A	5.28	133.20	125.06
43	IE	102	BCR	C4-C5-C6	-5.28	115.07	122.73
33	5G	201	CYC	CHB-C4A-NA	-5.28	113.89	124.93
33	WL	201	CYC	C3D-C4D-ND	5.28	114.68	107.57
45	dE	402	PHO	C4D-ND-C1D	-5.28	103.46	108.83
33	PL	201	CYC	CMA-C3A-C4A	5.28	133.19	125.06
33	f8	201	CYC	CMA-C3A-C4A	5.28	133.19	125.06
33	QB	201	CYC	OB-C4B-C3B	-5.28	122.31	128.04
33	WG	201	CYC	C3D-C4D-ND	5.28	114.67	107.57
33	PG	201	CYC	CMA-C3A-C4A	5.27	133.19	125.06
39	B1	618	LMG	O7-C10-C11	5.27	122.86	111.50
33	WG	201	CYC	CHB-C4A-NA	-5.27	113.91	124.93
33	vB	201	CYC	C3D-C4D-ND	5.27	114.67	107.57
33	f3	201	CYC	CMA-C3A-C4A	5.27	133.18	125.06
33	WL	201	CYC	CHB-C4A-NA	-5.27	113.92	124.93
33	MG	201	CYC	C2B-C1B-NB	5.27	114.70	106.99
33	LF	201	CYC	CAB-C3B-C4B	5.27	129.70	121.38
43	zD	101	BCR	C20-C21-C22	-5.27	119.79	127.31
45	DD	403	PHO	C4D-ND-C1D	-5.26	103.47	108.83
33	WB	201	CYC	C2B-C1B-NB	5.26	114.69	106.99
33	f5	201	CYC	CMA-C3A-C4A	5.26	133.17	125.06
33	ML	201	CYC	C2B-C1B-NB	5.26	114.69	106.99
33	wB	201	CYC	OB-C4B-C3B	-5.26	122.33	128.04
33	f6	201	CYC	CMA-C3A-C4A	5.26	133.16	125.06
33	5G	201	CYC	OC-C1C-C2C	-5.26	121.99	126.17
43	ID	102	BCR	C4-C5-C6	-5.25	115.11	122.73
43	zE	101	BCR	C20-C21-C22	-5.25	119.81	127.31
33	ZB	201	CYC	C3D-C4D-ND	5.25	114.64	107.57
43	I1	102	BCR	C4-C5-C6	-5.25	115.11	122.73
33	v4	201	CYC	C3D-C4D-ND	5.25	114.64	107.57
43	z1	101	BCR	C20-C21-C22	-5.25	119.82	127.31
33	AL	201	CYC	C2D-C1D-ND	5.25	114.77	107.40
33	LK	201	CYC	CAB-C3B-C4B	5.25	129.66	121.38
33	GL	201	CYC	OB-C4B-C3B	-5.24	122.35	128.04
33	MF	201	CYC	CAB-C3B-C4B	5.24	129.65	121.38
43	XD	102	BCR	C11-C10-C9	-5.23	119.84	127.31
33	BB	1001	CYC	CMB-C2B-C1B	5.23	130.70	124.17

Continued on next page...

Continued from previous page...

Mol	Chain	Res	Type	Atoms	Z	Observed(^{o})	Ideal(^{o})
33	Z4	201	CYC	C3D-C4D-ND	5.23	114.61	107.57
33	B4	1001	CYC	CMB-C2B-C1B	5.23	130.70	124.17
33	AG	201	CYC	C2D-C1D-ND	5.23	114.75	107.40
33	pB	201	CYC	CMB-C2B-C1B	5.23	130.69	124.17
33	JL	201	CYC	C2D-C1D-ND	5.23	114.75	107.40
33	6L	201	CYC	C4D-C3D-C2D	-5.22	101.45	107.62
45	DE	403	PHO	C4D-ND-C1D	-5.22	103.52	108.83
33	ML	201	CYC	CHD-C1D-ND	-5.22	113.36	125.32
33	GG	201	CYC	OB-C4B-C3B	-5.22	122.38	128.04
33	1L	201	CYC	C3D-C4D-ND	5.22	114.60	107.57
33	MK	201	CYC	CAB-C3B-C4B	5.22	129.62	121.38
33	5L	201	CYC	OC-C1C-C2C	-5.22	122.03	126.17
43	h1	105	BCR	C11-C10-C9	-5.22	119.87	127.31
33	1G	201	CYC	C3D-C4D-ND	5.22	114.59	107.57
43	i1	101	BCR	C4-C5-C6	-5.21	115.16	122.73
33	p4	201	CYC	CMB-C2B-C1B	5.21	130.68	124.17
33	3F	101	CYC	CHB-C4A-NA	-5.21	114.03	124.93
33	3K	101	CYC	CHB-C4A-NA	-5.21	114.03	124.93
33	6G	201	CYC	C4D-C3D-C2D	-5.21	101.46	107.62
33	3F	101	CYC	C1B-C2B-C3B	-5.21	102.44	107.87
43	X1	102	BCR	C11-C10-C9	-5.21	119.88	127.31
43	hD	105	BCR	C11-C10-C9	-5.21	119.88	127.31
43	hE	105	BCR	C11-C10-C9	-5.21	119.88	127.31
43	XE	102	BCR	C11-C10-C9	-5.21	119.88	127.31
33	VG	201	CYC	CHB-C4A-NA	-5.21	114.04	124.93
33	JG	201	CYC	C2D-C1D-ND	5.21	114.72	107.40
33	MG	201	CYC	CHD-C1D-ND	-5.20	113.40	125.32
33	GG	201	CYC	C3D-C4D-ND	5.20	114.58	107.57
43	iD	102	BCR	C4-C5-C6	-5.20	115.18	122.73
33	3K	101	CYC	C1B-C2B-C3B	-5.20	102.44	107.87
33	GL	201	CYC	C3D-C4D-ND	5.20	114.57	107.57
43	I1	102	BCR	C21-C20-C19	-5.19	107.00	123.22
33	2G	201	CYC	C3D-C4D-ND	5.19	114.56	107.57
43	ID	102	BCR	C21-C20-C19	-5.19	107.01	123.22
33	VL	201	CYC	CHB-C4A-NA	-5.19	114.07	124.93
43	iE	102	BCR	C4-C5-C6	-5.19	115.20	122.73
43	IE	102	BCR	C21-C20-C19	-5.19	107.02	123.22
33	zB	201	CYC	CHD-C1D-ND	-5.18	113.45	125.32
33	KF	201	CYC	CBC-CAC-C3C	5.18	125.00	113.47
33	BB	1002	CYC	OB-C4B-C3B	-5.18	122.42	128.04
33	B4	1002	CYC	OB-C4B-C3B	-5.18	122.42	128.04
33	mF	201	CYC	CHB-C4A-NA	-5.18	114.10	124.93

Continued on next page...

Continued from previous page...

Mol	Chain	Res	Type	Atoms	Z	Observed(^{o})	Ideal(^{o})
43	cE	515	BCR	C11-C10-C9	-5.18	119.92	127.31
33	z4	201	CYC	CHD-C1D-ND	-5.18	113.47	125.32
33	2L	201	CYC	C3D-C4D-ND	5.17	114.54	107.57
33	4L	201	CYC	CAB-C3B-C4B	5.17	129.55	121.38
33	nF	201	CYC	CAB-C3B-C4B	5.17	129.55	121.38
33	mK	201	CYC	CHB-C4A-NA	-5.17	114.11	124.93
33	nK	201	CYC	CAB-C3B-C4B	5.17	129.55	121.38
33	OB	201	CYC	C3D-C4D-ND	5.17	114.53	107.57
33	KK	201	CYC	CBC-CAC-C3C	5.17	124.98	113.47
33	rB	201	CYC	C4D-C3D-C2D	-5.17	101.51	107.62
33	r4	201	CYC	C4D-C3D-C2D	-5.17	101.51	107.62
33	4G	201	CYC	CAB-C3B-C4B	5.17	129.54	121.38
33	V4	201	CYC	C3D-C4D-ND	5.16	114.52	107.57
45	D1	402	PHO	C11-C12-C13	5.16	132.60	115.92
33	cK	201	CYC	C2B-C1B-NB	5.16	114.54	106.99
33	KL	201	CYC	CMA-C3A-C4A	5.16	133.01	125.06
33	KG	201	CYC	CMA-C3A-C4A	5.16	133.00	125.06
43	cD	515	BCR	C11-C10-C9	-5.15	119.95	127.31
33	qB	201	CYC	C3D-C4D-ND	5.15	114.51	107.57
33	aF	201	CYC	C2B-C1B-NB	5.15	114.53	106.99
33	rB	201	CYC	C1B-CHB-C4A	5.15	140.66	128.08
33	O4	201	CYC	C3D-C4D-ND	5.15	114.50	107.57
33	r4	201	CYC	C1B-CHB-C4A	5.15	140.66	128.08
33	sB	201	CYC	CHA-C4D-C3D	-5.15	115.53	127.15
33	AL	201	CYC	C2B-C1B-NB	5.14	114.52	106.99
33	AG	201	CYC	C2B-C1B-NB	5.14	114.52	106.99
33	VB	201	CYC	C3D-C4D-ND	5.14	114.49	107.57
33	ZK	201	CYC	C3D-C4D-ND	5.14	114.49	107.57
33	q4	201	CYC	C3D-C4D-ND	5.14	114.49	107.57
45	aE	412	PHO	CMA-C3A-C2A	-5.14	93.29	113.99
33	ZF	201	CYC	C3D-C4D-ND	5.14	114.49	107.57
33	fF	201	CYC	C2D-C1D-ND	5.14	114.62	107.40
33	1L	201	CYC	C1B-C2B-C3B	-5.14	102.51	107.87
33	s4	201	CYC	CHA-C4D-C3D	-5.14	115.56	127.15
33	c6	201	CYC	O1A-CGA-CBA	5.13	139.57	123.08
33	aK	201	CYC	C2B-C1B-NB	5.13	114.50	106.99
33	z4	201	CYC	OB-C4B-C3B	-5.13	122.48	128.04
33	cF	201	CYC	C2B-C1B-NB	5.12	114.49	106.99
33	c7	201	CYC	CHB-C4A-NA	-5.12	114.22	124.93
33	c8	201	CYC	O1A-CGA-CBA	5.12	139.54	123.08
33	c9	201	CYC	O1A-CGA-CBA	5.12	139.54	123.08
33	gA	301	CYC	O1A-CGA-CBA	5.12	139.54	123.08

Continued on next page...

Continued from previous page...

Mol	Chain	Res	Type	Atoms	Z	Observed(^{o})	Ideal(^{o})
33	gJ	202	CYC	O1A-CGA-CBA	5.12	139.54	123.08
43	c1	515	BCR	C11-C10-C9	-5.12	120.00	127.31
33	y4	201	CYC	C1B-NB-C4B	-5.12	104.15	110.67
33	eJ	201	CYC	CHB-C4A-NA	-5.12	114.22	124.93
33	cJ	201	CYC	O1A-CGA-CBA	5.12	139.53	123.08
33	cK	201	CYC	C1B-C2B-C3B	-5.12	102.53	107.87
33	OG	201	CYC	CHA-C4D-C3D	-5.12	115.60	127.15
33	eA	201	CYC	CHB-C4A-NA	-5.12	114.23	124.93
45	aE	412	PHO	CBA-CAA-C2A	5.12	128.76	113.81
33	e3	201	CYC	CHB-C4A-NA	-5.12	114.23	124.93
33	g6	202	CYC	O1A-CGA-CBA	5.12	139.52	123.08
33	aF	201	CYC	C1B-C2B-C3B	-5.12	102.53	107.87
33	g5	202	CYC	O1A-CGA-CBA	5.12	139.52	123.08
33	fK	201	CYC	C2D-C1D-ND	5.11	114.59	107.40
33	g8	202	CYC	O1A-CGA-CBA	5.11	139.51	123.08
33	i5	202	CYC	CHB-C4A-NA	-5.11	114.24	124.93
33	iJ	202	CYC	CHB-C4A-NA	-5.11	114.24	124.93
33	g7	202	CYC	O1A-CGA-CBA	5.11	139.51	123.08
33	g3	202	CYC	O1A-CGA-CBA	5.11	139.50	123.08
33	gI	301	CYC	O1A-CGA-CBA	5.11	139.50	123.08
33	gH	202	CYC	O1A-CGA-CBA	5.11	139.50	123.08
33	cH	201	CYC	O1A-CGA-CBA	5.11	139.50	123.08
33	cA	201	CYC	CHB-C4A-NA	-5.11	114.24	124.93
33	eH	201	CYC	CHB-C4A-NA	-5.11	114.24	124.93
33	g9	202	CYC	O1A-CGA-CBA	5.11	139.50	123.08
33	eI	201	CYC	CHB-C4A-NA	-5.11	114.24	124.93
33	e5	201	CYC	CHB-C4A-NA	-5.11	114.24	124.93
33	kC	201	CYC	O1A-CGA-CBA	5.11	139.50	123.08
45	A1	412	PHO	C11-C10-C8	5.11	132.43	115.92
33	cI	201	CYC	O1A-CGA-CBA	5.11	139.49	123.08
33	e6	201	CYC	CHB-C4A-NA	-5.11	114.25	124.93
33	c5	201	CYC	O1A-CGA-CBA	5.11	139.49	123.08
33	W4	201	CYC	C1B-NB-C4B	-5.11	104.17	110.67
33	MF	201	CYC	CHB-C4A-NA	-5.11	114.25	124.93
33	cA	201	CYC	O1A-CGA-CBA	5.11	139.49	123.08
33	iA	202	CYC	CHB-C4A-NA	-5.11	114.25	124.93
33	i9	202	CYC	CHB-C4A-NA	-5.11	114.25	124.93
33	aK	201	CYC	C1B-C2B-C3B	-5.11	102.54	107.87
43	k1	102	BCR	C11-C10-C9	-5.11	120.02	127.31
33	c9	201	CYC	CHB-C4A-NA	-5.11	114.25	124.93
33	iI	202	CYC	CHB-C4A-NA	-5.11	114.25	124.93
33	c3	201	CYC	O1A-CGA-CBA	5.11	139.48	123.08

Continued on next page...

Continued from previous page...

Mol	Chain	Res	Type	Atoms	Z	Observed(^{o})	Ideal(^{o})
33	iC	202	CYC	CHB-C4A-NA	-5.10	114.25	124.93
33	gC	301	CYC	O1A-CGA-CBA	5.10	139.48	123.08
33	e8	201	CYC	CHB-C4A-NA	-5.10	114.26	124.93
33	MK	201	CYC	CHB-C4A-NA	-5.10	114.26	124.93
33	kI	201	CYC	O1A-CGA-CBA	5.10	139.48	123.08
33	C4	1001	CYC	OB-C4B-C3B	-5.10	122.50	128.04
33	OL	201	CYC	CHA-C4D-C3D	-5.10	115.64	127.15
33	c3	201	CYC	CHB-C4A-NA	-5.10	114.26	124.93
33	k2	201	CYC	O1A-CGA-CBA	5.10	139.47	123.08
33	c5	201	CYC	CHB-C4A-NA	-5.10	114.26	124.93
33	c2	201	CYC	O1A-CGA-CBA	5.10	139.47	123.08
33	k8	201	CYC	O1A-CGA-CBA	5.10	139.47	123.08
33	WB	201	CYC	CAB-C3B-C4B	5.10	129.44	121.38
33	eC	201	CYC	CHB-C4A-NA	-5.10	114.26	124.93
33	iH	202	CYC	CHB-C4A-NA	-5.10	114.26	124.93
33	k6	201	CYC	O1A-CGA-CBA	5.10	139.47	123.08
33	eJ	201	CYC	O1A-CGA-CBA	5.10	139.47	123.08
33	e2	201	CYC	O1A-CGA-CBA	5.10	139.46	123.08
33	yB	201	CYC	C1B-NB-C4B	-5.10	104.18	110.67
33	c7	201	CYC	O1A-CGA-CBA	5.10	139.46	123.08
33	pB	201	CYC	C2B-C1B-NB	5.10	114.45	106.99
33	T4	201	CYC	CHB-C4A-NA	-5.10	114.27	124.93
33	1G	201	CYC	C1B-C2B-C3B	-5.10	102.55	107.87
33	i3	202	CYC	CHB-C4A-NA	-5.10	114.27	124.93
33	c8	201	CYC	CHB-C4A-NA	-5.10	114.27	124.93
33	iC	202	CYC	O1A-CGA-CBA	5.10	139.46	123.08
33	k3	201	CYC	O1A-CGA-CBA	5.10	139.46	123.08
33	cC	201	CYC	O1A-CGA-CBA	5.10	139.45	123.08
33	kH	201	CYC	O1A-CGA-CBA	5.10	139.45	123.08
33	S4	201	CYC	CMA-C3A-C4A	5.10	132.91	125.06
33	i7	202	CYC	CHB-C4A-NA	-5.10	114.27	124.93
33	cH	201	CYC	CHB-C4A-NA	-5.10	114.27	124.93
33	X4	201	CYC	C1A-C2A-C3A	-5.10	101.14	106.78
33	gI	301	CYC	CHB-C4A-NA	-5.10	114.27	124.93
33	k7	201	CYC	O1A-CGA-CBA	5.10	139.45	123.08
33	g2	202	CYC	O1A-CGA-CBA	5.09	139.45	123.08
33	i2	202	CYC	CHB-C4A-NA	-5.09	114.28	124.93
33	cC	201	CYC	CHB-C4A-NA	-5.09	114.28	124.93
33	e3	201	CYC	O1A-CGA-CBA	5.09	139.44	123.08
33	iJ	202	CYC	O1A-CGA-CBA	5.09	139.44	123.08
33	c2	201	CYC	CHB-C4A-NA	-5.09	114.28	124.93
33	W4	201	CYC	CAB-C3B-C4B	5.09	129.42	121.38

Continued on next page...

Continued from previous page...

Mol	Chain	Res	Type	Atoms	Z	Observed(^{o})	Ideal(^{o})
33	eI	201	CYC	O1A-CGA-CBA	5.09	139.44	123.08
33	kJ	201	CYC	O1A-CGA-CBA	5.09	139.44	123.08
33	TB	201	CYC	CHB-C4A-NA	-5.09	114.28	124.93
33	XB	201	CYC	C1A-C2A-C3A	-5.09	101.15	106.78
33	WB	201	CYC	C1B-NB-C4B	-5.09	104.19	110.67
33	k5	201	CYC	O1A-CGA-CBA	5.09	139.43	123.08
33	e7	201	CYC	O1A-CGA-CBA	5.09	139.43	123.08
33	e9	201	CYC	CHB-C4A-NA	-5.09	114.29	124.93
33	kA	201	CYC	O1A-CGA-CBA	5.09	139.43	123.08
33	p4	201	CYC	C2B-C1B-NB	5.09	114.44	106.99
33	6G	201	CYC	OB-C4B-C3B	-5.09	122.52	128.04
33	i6	202	CYC	CHB-C4A-NA	-5.09	114.29	124.93
33	e7	201	CYC	CHB-C4A-NA	-5.09	114.29	124.93
33	e2	201	CYC	CHB-C4A-NA	-5.09	114.29	124.93
45	A1	412	PHO	CBA-CAA-C2A	5.09	128.67	113.81
33	i5	202	CYC	O1A-CGA-CBA	5.09	139.42	123.08
33	i8	202	CYC	CHB-C4A-NA	-5.09	114.29	124.93
33	eH	201	CYC	O1A-CGA-CBA	5.09	139.42	123.08
33	rB	201	CYC	CMA-C3A-C4A	5.09	132.90	125.06
33	i2	202	CYC	O1A-CGA-CBA	5.09	139.42	123.08
33	iH	202	CYC	O1A-CGA-CBA	5.08	139.42	123.08
33	e9	201	CYC	O1A-CGA-CBA	5.08	139.41	123.08
33	c6	201	CYC	CHB-C4A-NA	-5.08	114.30	124.93
33	k9	201	CYC	O1A-CGA-CBA	5.08	139.41	123.08
33	iI	202	CYC	O1A-CGA-CBA	5.08	139.41	123.08
33	eA	201	CYC	O1A-CGA-CBA	5.08	139.41	123.08
33	i6	202	CYC	O1A-CGA-CBA	5.08	139.41	123.08
33	YF	201	CYC	CHB-C4A-C3A	5.08	137.97	124.90
33	cJ	201	CYC	CHB-C4A-NA	-5.08	114.30	124.93
33	e8	201	CYC	O1A-CGA-CBA	5.08	139.40	123.08
33	YK	201	CYC	CHB-C4A-C3A	5.08	137.96	124.90
33	y4	201	CYC	C2B-C1B-NB	5.08	114.42	106.99
33	SB	201	CYC	CMA-C3A-C4A	5.08	132.89	125.06
33	CB	1001	CYC	OB-C4B-C3B	-5.08	122.53	128.04
33	dK	201	CYC	CHB-C4A-C3A	5.08	137.96	124.90
43	d1	407	BCR	C7-C8-C9	-5.08	118.56	126.23
33	rB	201	CYC	C3D-C4D-ND	5.08	114.41	107.57
33	e5	201	CYC	O1A-CGA-CBA	5.08	139.39	123.08
33	iA	202	CYC	O1A-CGA-CBA	5.08	139.39	123.08
33	XK	201	CYC	C3D-C4D-ND	5.07	114.40	107.57
33	fF	201	CYC	C2B-C1B-NB	5.07	114.42	106.99
33	g5	202	CYC	CHB-C4A-NA	-5.07	114.32	124.93

Continued on next page...

Continued from previous page...

Mol	Chain	Res	Type	Atoms	Z	Observed(^{o})	Ideal(^{o})
33	zB	201	CYC	OB-C4B-C3B	-5.07	122.53	128.04
33	i7	202	CYC	O1A-CGA-CBA	5.07	139.38	123.08
33	i8	202	CYC	O1A-CGA-CBA	5.07	139.38	123.08
33	dF	201	CYC	CHB-C4A-C3A	5.07	137.95	124.90
33	yB	201	CYC	C2B-C1B-NB	5.07	114.42	106.99
33	r4	201	CYC	CMA-C3A-C4A	5.07	132.88	125.06
33	6L	201	CYC	OB-C4B-C3B	-5.07	122.53	128.04
33	g8	202	CYC	CHB-C4A-NA	-5.07	114.32	124.93
33	g3	202	CYC	CHB-C4A-NA	-5.07	114.33	124.93
33	i9	202	CYC	O1A-CGA-CBA	5.07	139.37	123.08
33	eC	201	CYC	O1A-CGA-CBA	5.07	139.37	123.08
33	g6	202	CYC	CHB-C4A-NA	-5.07	114.33	124.93
33	MK	201	CYC	C3D-C4D-ND	5.07	114.40	107.57
33	cF	201	CYC	C1B-C2B-C3B	-5.07	102.58	107.87
33	gH	202	CYC	CHB-C4A-NA	-5.07	114.33	124.93
33	g7	202	CYC	CHB-C4A-NA	-5.07	114.33	124.93
33	e6	201	CYC	O1A-CGA-CBA	5.07	139.36	123.08
43	dE	407	BCR	C7-C8-C9	-5.07	118.58	126.23
33	g2	202	CYC	CHB-C4A-NA	-5.07	114.34	124.93
33	cI	201	CYC	CHB-C4A-NA	-5.07	114.34	124.93
33	i3	202	CYC	O1A-CGA-CBA	5.06	139.35	123.08
33	fK	201	CYC	C2B-C1B-NB	5.06	114.40	106.99
33	MF	201	CYC	C3D-C4D-ND	5.06	114.39	107.57
43	dD	407	BCR	C7-C8-C9	-5.06	118.58	126.23
33	hK	201	CYC	CHB-C4A-C3A	5.06	137.92	124.90
33	NG	201	CYC	OB-C4B-C3B	-5.06	122.55	128.04
33	k6	201	CYC	CHB-C4A-NA	-5.06	114.34	124.93
33	gJ	202	CYC	CHB-C4A-NA	-5.06	114.34	124.93
43	DD	407	BCR	C7-C8-C9	-5.06	118.59	126.23
43	D1	406	BCR	C7-C8-C9	-5.06	118.59	126.23
33	Q4	201	CYC	CMD-C2D-C1D	5.06	132.97	125.56
33	g9	202	CYC	CHB-C4A-NA	-5.06	114.35	124.93
33	kH	201	CYC	CHB-C4A-NA	-5.06	114.35	124.93
33	hF	201	CYC	CHB-C4A-C3A	5.06	137.91	124.90
43	DE	407	BCR	C7-C8-C9	-5.06	118.59	126.23
33	OL	201	CYC	CAB-C3B-C4B	5.06	129.37	121.38
43	ZE	102	BCR	C11-C10-C9	-5.06	120.09	127.31
33	gA	301	CYC	CHB-C4A-NA	-5.06	114.36	124.93
33	XF	201	CYC	C3D-C4D-ND	5.06	114.38	107.57
33	k5	201	CYC	CHB-C4A-NA	-5.05	114.36	124.93
33	k2	201	CYC	CHB-C4A-NA	-5.05	114.36	124.93
43	Z1	102	BCR	C11-C10-C9	-5.05	120.10	127.31

Continued on next page...

Continued from previous page...

Mol	Chain	Res	Type	Atoms	Z	Observed(^{o})	Ideal(^{o})
33	r4	201	CYC	C3D-C4D-ND	5.05	114.38	107.57
33	kC	201	CYC	CHB-C4A-NA	-5.05	114.36	124.93
33	VG	201	CYC	CAB-C3B-C4B	5.05	129.36	121.38
33	gC	301	CYC	CHB-C4A-NA	-5.05	114.36	124.93
33	k9	201	CYC	CHB-C4A-NA	-5.05	114.37	124.93
33	mF	201	CYC	CAB-C3B-C4B	5.05	129.35	121.38
33	k3	201	CYC	CHB-C4A-NA	-5.05	114.37	124.93
33	kI	201	CYC	CHB-C4A-NA	-5.05	114.37	124.93
33	4G	201	CYC	C2C-C1C-NC	5.05	112.62	108.27
33	k7	201	CYC	CHB-C4A-NA	-5.05	114.37	124.93
33	kA	201	CYC	CHB-C4A-NA	-5.05	114.37	124.93
33	OG	201	CYC	CAB-C3B-C4B	5.05	129.35	121.38
43	CD	520	BCR	C11-C10-C9	-5.04	120.11	127.31
33	QB	201	CYC	CMD-C2D-C1D	5.04	132.94	125.56
33	NL	201	CYC	OB-C4B-C3B	-5.04	122.57	128.04
33	k8	201	CYC	CHB-C4A-NA	-5.04	114.39	124.93
43	kD	102	BCR	C11-C10-C9	-5.04	120.12	127.31
33	VL	201	CYC	CAB-C3B-C4B	5.04	129.34	121.38
33	mK	201	CYC	CAB-C3B-C4B	5.04	129.34	121.38
33	kJ	201	CYC	CHB-C4A-NA	-5.04	114.40	124.93
33	y4	201	CYC	OB-C4B-C3B	-5.04	122.58	128.04
33	yB	201	CYC	OB-C4B-C3B	-5.03	122.58	128.04
33	TL	201	CYC	C3D-C4D-ND	5.03	114.34	107.57
33	LK	201	CYC	C3D-C4D-ND	5.03	114.34	107.57
33	5L	201	CYC	C2B-C1B-NB	5.03	114.35	106.99
33	uB	201	CYC	C1B-C2B-C3B	-5.03	102.63	107.87
33	P4	201	CYC	CMD-C2D-C1D	5.02	132.92	125.56
33	OB	201	CYC	CMA-C3A-C4A	5.02	132.80	125.06
33	5G	201	CYC	C2B-C1B-NB	5.02	114.33	106.99
43	DE	407	BCR	C11-C10-C9	-5.02	120.15	127.31
33	u4	201	CYC	C1B-C2B-C3B	-5.01	102.64	107.87
33	O4	201	CYC	CMA-C3A-C4A	5.01	132.78	125.06
33	oB	201	CYC	CAB-C3B-C4B	5.01	129.29	121.38
43	DD	407	BCR	C11-C10-C9	-5.01	120.16	127.31
33	YF	201	CYC	CAB-C3B-C4B	5.01	129.28	121.38
33	o4	201	CYC	CAB-C3B-C4B	5.00	129.28	121.38
33	PB	201	CYC	CMD-C2D-C1D	5.00	132.88	125.56
43	D1	406	BCR	C11-C10-C9	-5.00	120.17	127.31
33	LF	201	CYC	C3D-C4D-ND	5.00	114.30	107.57
33	4L	201	CYC	C2C-C1C-NC	5.00	112.58	108.27
33	TB	201	CYC	C3D-C4D-ND	5.00	114.30	107.57
43	kE	102	BCR	C11-C10-C9	-5.00	120.18	127.31

Continued on next page...

Continued from previous page...

Mol	Chain	Res	Type	Atoms	Z	Observed(^{o})	Ideal(^{o})
33	r4	201	CYC	OB-C4B-C3B	-5.00	122.62	128.04
33	TG	201	CYC	C3D-C4D-ND	4.99	114.30	107.57
33	YK	201	CYC	CAB-C3B-C4B	4.99	129.27	121.38
33	PG	201	CYC	CHA-C4D-C3D	-4.99	115.89	127.15
36	AE	405	CLA	O2D-CGD-O1D	-4.99	114.09	123.84
33	PL	201	CYC	CHA-C4D-C3D	-4.98	115.91	127.15
36	AD	405	CLA	O2D-CGD-O1D	-4.98	114.10	123.84
43	d1	407	BCR	C11-C10-C9	-4.98	120.20	127.31
43	dD	407	BCR	C11-C10-C9	-4.98	120.20	127.31
33	hF	201	CYC	CAB-C3B-C4B	4.98	129.24	121.38
43	dE	407	BCR	C11-C10-C9	-4.98	120.21	127.31
33	dK	201	CYC	CAB-C3B-C4B	4.97	129.24	121.38
33	S4	201	CYC	CHD-C1D-ND	-4.97	113.92	125.32
33	dF	201	CYC	CAB-C3B-C4B	4.97	129.23	121.38
33	P4	201	CYC	CAB-C3B-C4B	4.97	129.23	121.38
33	5L	201	CYC	C1B-C2B-C3B	-4.97	102.69	107.87
33	SB	201	CYC	CHD-C1D-ND	-4.97	113.94	125.32
33	T4	201	CYC	C3D-C4D-ND	4.97	114.26	107.57
33	X4	201	CYC	CAB-C3B-C4B	4.96	129.22	121.38
33	OG	201	CYC	C2B-C1B-NB	4.96	114.25	106.99
33	OL	201	CYC	C2B-C1B-NB	4.96	114.25	106.99
33	HL	201	CYC	OC-C1C-C2C	-4.96	122.23	126.17
33	HG	201	CYC	OC-C1C-C2C	-4.96	122.23	126.17
33	hK	201	CYC	CAB-C3B-C4B	4.96	129.21	121.38
33	5G	201	CYC	C1B-C2B-C3B	-4.96	102.70	107.87
36	A1	405	CLA	O2D-CGD-O1D	-4.96	114.15	123.84
38	hE	103	SQD	C1-O5-C5	4.95	123.41	113.69
33	TG	201	CYC	C2B-C1B-NB	4.95	114.24	106.99
33	TL	201	CYC	C2B-C1B-NB	4.95	114.24	106.99
33	ML	201	CYC	CMA-C3A-C4A	4.95	132.69	125.06
33	PB	201	CYC	CAB-C3B-C4B	4.95	129.20	121.38
33	rB	201	CYC	OB-C4B-C3B	-4.95	122.67	128.04
33	VL	201	CYC	C3D-C4D-ND	4.95	114.24	107.57
38	hD	103	SQD	C1-O5-C5	4.95	123.40	113.69
33	MG	201	CYC	CMA-C3A-C4A	4.94	132.68	125.06
33	5G	201	CYC	CAB-C3B-C4B	4.94	129.18	121.38
33	5L	201	CYC	CAB-C3B-C4B	4.94	129.18	121.38
36	iE	101	CLA	CBA-CAA-C2A	4.94	128.44	113.86
38	h1	103	SQD	C1-O5-C5	4.94	123.38	113.69
33	XB	201	CYC	CAB-C3B-C4B	4.94	129.18	121.38
36	iD	101	CLA	CBA-CAA-C2A	4.93	128.43	113.86
36	c1	506	CLA	CBA-CAA-C2A	4.93	128.42	113.86

Continued on next page...

Continued from previous page...

Mol	Chain	Res	Type	Atoms	Z	Observed(^{o})	Ideal(^{o})
33	z4	201	CYC	C2A-C1A-NA	4.93	117.22	110.05
33	nK	201	CYC	CHB-C4A-C3A	4.93	137.58	124.90
33	kF	201	CYC	C2B-C1B-NB	4.93	114.20	106.99
33	nF	201	CYC	CHB-C4A-C3A	4.92	137.56	124.90
33	TB	201	CYC	C2B-C1B-NB	4.92	114.20	106.99
33	kK	201	CYC	C2B-C1B-NB	4.92	114.20	106.99
33	zB	201	CYC	C2A-C1A-NA	4.92	117.21	110.05
43	CD	516	BCR	C16-C17-C18	-4.92	120.29	127.31
33	2G	201	CYC	CHB-C4A-NA	-4.92	114.64	124.93
33	bJ	201	CYC	O2D-CGD-CBD	4.92	129.83	114.03
33	LF	201	CYC	C4A-C3A-C2A	-4.91	100.87	106.51
33	9K	201	CYC	CMD-C2D-C1D	4.91	132.75	125.56
33	VG	201	CYC	C3D-C4D-ND	4.91	114.18	107.57
33	nF	201	CYC	C1B-C2B-C3B	-4.91	102.75	107.87
33	2L	201	CYC	CHB-C4A-NA	-4.91	114.66	124.93
33	nK	202	CYC	CMD-C2D-C1D	4.91	132.75	125.56
33	b6	201	CYC	O2D-CGD-CBD	4.91	129.80	114.03
43	C1	516	BCR	C16-C17-C18	-4.91	120.31	127.31
33	bC	201	CYC	O2D-CGD-CBD	4.91	129.80	114.03
33	HG	201	CYC	C2D-C1D-ND	4.91	114.30	107.40
33	b3	201	CYC	O2D-CGD-CBD	4.90	129.79	114.03
33	b8	201	CYC	O2D-CGD-CBD	4.90	129.78	114.03
33	l8	201	CYC	O2D-CGD-CBD	4.90	129.78	114.03
33	l3	201	CYC	O2D-CGD-CBD	4.90	129.78	114.03
33	h3	201	CYC	O2D-CGD-CBD	4.90	129.77	114.03
33	l6	201	CYC	O2D-CGD-CBD	4.90	129.77	114.03
33	bH	201	CYC	O2D-CGD-CBD	4.90	129.77	114.03
33	9F	201	CYC	CMD-C2D-C1D	4.90	132.73	125.56
33	b9	201	CYC	O2D-CGD-CBD	4.90	129.76	114.03
33	lJ	201	CYC	O2D-CGD-CBD	4.90	129.76	114.03
33	h2	201	CYC	O2D-CGD-CBD	4.89	129.76	114.03
33	nF	202	CYC	CMD-C2D-C1D	4.89	132.73	125.56
33	l5	201	CYC	O2D-CGD-CBD	4.89	129.75	114.03
33	b7	201	CYC	O2D-CGD-CBD	4.89	129.75	114.03
33	w4	201	CYC	C2D-C1D-ND	4.89	114.28	107.40
33	lA	201	CYC	O2D-CGD-CBD	4.89	129.75	114.03
33	lI	201	CYC	O2D-CGD-CBD	4.89	129.75	114.03
33	T4	201	CYC	C2B-C1B-NB	4.89	114.15	106.99
33	lH	201	CYC	O2D-CGD-CBD	4.89	129.75	114.03
33	h9	201	CYC	O2D-CGD-CBD	4.89	129.75	114.03
33	wB	201	CYC	C2D-C1D-ND	4.89	114.28	107.40
33	hJ	201	CYC	O2D-CGD-CBD	4.89	129.75	114.03

Continued on next page...

Continued from previous page...

Mol	Chain	Res	Type	Atoms	Z	Observed(^{o})	Ideal(^{o})
33	mF	201	CYC	C3D-C4D-ND	4.89	114.16	107.57
33	l9	201	CYC	O2D-CGD-CBD	4.89	129.74	114.03
33	b5	201	CYC	O2D-CGD-CBD	4.89	129.74	114.03
33	bI	201	CYC	O2D-CGD-CBD	4.89	129.74	114.03
43	CE	516	BCR	C16-C17-C18	-4.89	120.33	127.31
33	JG	201	CYC	C2A-C1A-NA	4.89	117.16	110.05
33	h6	201	CYC	O2D-CGD-CBD	4.89	129.73	114.03
33	h8	201	CYC	O2D-CGD-CBD	4.89	129.73	114.03
33	hH	201	CYC	O2D-CGD-CBD	4.89	129.73	114.03
33	l7	201	CYC	O2D-CGD-CBD	4.89	129.73	114.03
33	HL	201	CYC	C2D-C1D-ND	4.88	114.27	107.40
33	l2	201	CYC	O2D-CGD-CBD	4.88	129.72	114.03
33	d2	201	CYC	O2D-CGD-CBD	4.88	129.72	114.03
33	bA	201	CYC	O2D-CGD-CBD	4.88	129.72	114.03
33	lC	201	CYC	O2D-CGD-CBD	4.88	129.72	114.03
33	hC	201	CYC	O2D-CGD-CBD	4.88	129.71	114.03
33	fC	201	CYC	O2D-CGD-CBD	4.88	129.71	114.03
33	LK	201	CYC	C4A-C3A-C2A	-4.88	100.91	106.51
33	f3	201	CYC	O2D-CGD-CBD	4.88	129.71	114.03
33	hI	201	CYC	O2D-CGD-CBD	4.88	129.71	114.03
33	b2	201	CYC	O2D-CGD-CBD	4.88	129.70	114.03
33	d6	201	CYC	O2D-CGD-CBD	4.88	129.70	114.03
33	hA	201	CYC	O2D-CGD-CBD	4.88	129.70	114.03
33	cK	201	CYC	C4D-C3D-C2D	-4.88	101.86	107.62
39	d1	411	LMG	O7-C10-C11	4.88	122.01	111.50
33	h7	201	CYC	O2D-CGD-CBD	4.88	129.69	114.03
33	d3	201	CYC	O2D-CGD-CBD	4.87	129.69	114.03
33	d5	201	CYC	O2D-CGD-CBD	4.87	129.69	114.03
33	mK	201	CYC	C3D-C4D-ND	4.87	114.14	107.57
33	ML	201	CYC	C1B-C2B-C3B	-4.87	102.78	107.87
33	nK	201	CYC	C1B-C2B-C3B	-4.87	102.78	107.87
36	C1	508	CLA	CHD-C1D-ND	-4.87	119.97	124.45
33	h5	201	CYC	O2D-CGD-CBD	4.87	129.69	114.03
33	d7	201	CYC	O2D-CGD-CBD	4.87	129.69	114.03
33	dI	201	CYC	O2D-CGD-CBD	4.87	129.69	114.03
33	fI	201	CYC	O2D-CGD-CBD	4.87	129.69	114.03
33	jA	201	CYC	O2D-CGD-CBD	4.87	129.68	114.03
33	dC	201	CYC	O2D-CGD-CBD	4.87	129.68	114.03
33	fA	201	CYC	O2D-CGD-CBD	4.87	129.68	114.03
33	dH	201	CYC	O2D-CGD-CBD	4.87	129.68	114.03
33	KF	201	CYC	CMC-C2C-C1C	-4.87	101.90	112.40
33	jI	201	CYC	O2D-CGD-CBD	4.87	129.68	114.03

Continued on next page...

Continued from previous page...

Mol	Chain	Res	Type	Atoms	Z	Observed(^{o})	Ideal(^{o})
33	jJ	201	CYC	O2D-CGD-CBD	4.87	129.68	114.03
33	j2	201	CYC	O2D-CGD-CBD	4.87	129.68	114.03
33	d7	201	CYC	C3D-C4D-ND	4.87	114.13	107.57
33	fH	201	CYC	O2D-CGD-CBD	4.87	129.68	114.03
33	d9	201	CYC	O2D-CGD-CBD	4.87	129.67	114.03
33	d8	201	CYC	O2D-CGD-CBD	4.87	129.67	114.03
33	jC	201	CYC	O2D-CGD-CBD	4.87	129.67	114.03
33	t4	1001	CYC	C4D-C3D-C2D	-4.87	101.87	107.62
33	3F	101	CYC	C3D-C4D-ND	4.87	114.12	107.57
33	cF	201	CYC	C4D-C3D-C2D	-4.87	101.87	107.62
33	j6	201	CYC	O2D-CGD-CBD	4.87	129.67	114.03
33	i3	202	CYC	CBC-CAC-C3C	-4.87	102.63	113.47
33	f2	201	CYC	O2D-CGD-CBD	4.87	129.67	114.03
33	jH	201	CYC	O2D-CGD-CBD	4.87	129.67	114.03
33	CB	1001	CYC	C4D-C3D-C2D	-4.87	101.87	107.62
33	j3	201	CYC	O2D-CGD-CBD	4.86	129.66	114.03
33	dJ	201	CYC	O2D-CGD-CBD	4.86	129.66	114.03
33	TL	201	CYC	C1B-NB-C4B	-4.86	104.48	110.67
33	fJ	201	CYC	O2D-CGD-CBD	4.86	129.66	114.03
33	j8	201	CYC	O2D-CGD-CBD	4.86	129.66	114.03
33	KK	201	CYC	CMC-C2C-C1C	-4.86	101.92	112.40
33	j5	201	CYC	O2D-CGD-CBD	4.86	129.66	114.03
33	j9	201	CYC	O2D-CGD-CBD	4.86	129.65	114.03
33	CB	1001	CYC	C2D-C1D-ND	4.86	114.23	107.40
39	dD	411	LMG	O7-C10-C11	4.86	121.98	111.50
33	B4	1002	CYC	C4D-C3D-C2D	-4.86	101.87	107.62
33	V4	201	CYC	CAB-C3B-C4B	4.86	129.05	121.38
33	PB	201	CYC	C2B-C1B-NB	4.86	114.10	106.99
33	f8	201	CYC	O2D-CGD-CBD	4.86	129.64	114.03
33	f7	201	CYC	O2D-CGD-CBD	4.86	129.64	114.03
33	Q4	201	CYC	CMA-C3A-C4A	4.86	132.55	125.06
33	dA	201	CYC	O2D-CGD-CBD	4.86	129.64	114.03
33	f9	201	CYC	O2D-CGD-CBD	4.86	129.64	114.03
33	P4	201	CYC	C2B-C1B-NB	4.86	114.10	106.99
33	3K	101	CYC	C3D-C4D-ND	4.86	114.11	107.57
33	6G	201	CYC	OC-C1C-C2C	-4.86	122.31	126.17
33	f5	201	CYC	O2D-CGD-CBD	4.86	129.63	114.03
33	f6	201	CYC	C3D-C4D-ND	4.85	114.11	107.57
33	MG	201	CYC	C1B-C2B-C3B	-4.85	102.81	107.87
33	c8	201	CYC	CBC-CAC-C3C	-4.85	102.66	113.47
39	DE	411	LMG	O7-C10-C11	4.85	121.96	111.50
33	QB	201	CYC	CMA-C3A-C4A	4.85	132.54	125.06

Continued on next page...

Continued from previous page...

Mol	Chain	Res	Type	Atoms	Z	Observed(^{o})	Ideal(^{o})
33	c7	201	CYC	CBC-CAC-C3C	-4.85	102.66	113.47
33	i9	202	CYC	CBC-CAC-C3C	-4.85	102.66	113.47
33	f6	201	CYC	O2D-CGD-CBD	4.85	129.62	114.03
33	tB	1001	CYC	C4D-C3D-C2D	-4.85	101.89	107.62
33	dC	201	CYC	C3D-C4D-ND	4.85	114.10	107.57
39	D1	410	LMG	O7-C10-C11	4.85	121.96	111.50
33	JL	201	CYC	C2A-C1A-NA	4.85	117.11	110.05
33	c5	201	CYC	CBC-CAC-C3C	-4.85	102.67	113.47
33	iA	202	CYC	CBC-CAC-C3C	-4.85	102.67	113.47
33	iH	202	CYC	CBC-CAC-C3C	-4.85	102.67	113.47
33	C4	1001	CYC	C4D-C3D-C2D	-4.85	101.89	107.62
33	iC	202	CYC	CBC-CAC-C3C	-4.85	102.67	113.47
33	i8	202	CYC	CBC-CAC-C3C	-4.85	102.67	113.47
39	dE	411	LMG	O7-C10-C11	4.85	121.95	111.50
33	i5	202	CYC	CBC-CAC-C3C	-4.85	102.67	113.47
33	i2	202	CYC	CBC-CAC-C3C	-4.85	102.67	113.47
33	b5	201	CYC	C3D-C4D-ND	4.85	114.10	107.57
33	BB	1002	CYC	C4D-C3D-C2D	-4.85	101.89	107.62
33	c6	201	CYC	CBC-CAC-C3C	-4.85	102.68	113.47
33	i6	202	CYC	CBC-CAC-C3C	-4.85	102.68	113.47
36	CD	508	CLA	CHD-C1D-ND	-4.85	120.00	124.45
33	iJ	202	CYC	CBC-CAC-C3C	-4.85	102.68	113.47
33	j7	201	CYC	O2D-CGD-CBD	4.85	129.60	114.03
33	dJ	201	CYC	C3D-C4D-ND	4.85	114.10	107.57
33	VB	201	CYC	CAB-C3B-C4B	4.85	129.03	121.38
33	i7	202	CYC	CBC-CAC-C3C	-4.84	102.68	113.47
39	DD	411	LMG	O7-C10-C11	4.84	121.94	111.50
33	dA	201	CYC	C3D-C4D-ND	4.84	114.09	107.57
33	cF	201	CYC	C2A-C1A-NA	4.84	117.09	110.05
33	cJ	201	CYC	CBC-CAC-C3C	-4.84	102.69	113.47
33	C4	1001	CYC	C2D-C1D-ND	4.84	114.20	107.40
33	jK	201	CYC	CMD-C2D-C1D	4.84	132.65	125.56
33	ML	201	CYC	C1B-NB-C4B	-4.84	104.51	110.67
33	dH	201	CYC	C3D-C4D-ND	4.84	114.09	107.57
33	cK	201	CYC	C2A-C1A-NA	4.84	117.09	110.05
33	iI	202	CYC	CBC-CAC-C3C	-4.84	102.69	113.47
33	d9	201	CYC	C3D-C4D-ND	4.84	114.09	107.57
33	yB	201	CYC	C2C-C1C-NC	4.84	112.44	108.27
33	cC	201	CYC	CBC-CAC-C3C	-4.84	102.70	113.47
33	d3	201	CYC	C3D-C4D-ND	4.84	114.08	107.57
33	bI	201	CYC	C3D-C4D-ND	4.84	114.08	107.57
33	yB	201	CYC	CHB-C4A-NA	-4.84	114.82	124.93

Continued on next page...

Continued from previous page...

Mol	Chain	Res	Type	Atoms	Z	Observed(^{o})	Ideal(^{o})
33	MG	201	CYC	C1B-NB-C4B	-4.83	104.51	110.67
33	TG	201	CYC	C1B-NB-C4B	-4.83	104.52	110.67
33	bJ	201	CYC	C3D-C4D-ND	4.83	114.08	107.57
43	ZE	101	BCR	C24-C23-C22	-4.83	118.93	126.23
33	f3	201	CYC	C3D-C4D-ND	4.83	114.08	107.57
33	bC	201	CYC	C3D-C4D-ND	4.83	114.08	107.57
33	bH	201	CYC	C3D-C4D-ND	4.83	114.08	107.57
33	dI	201	CYC	C3D-C4D-ND	4.83	114.08	107.57
33	cH	201	CYC	CBC-CAC-C3C	-4.83	102.71	113.47
33	b3	201	CYC	C3D-C4D-ND	4.83	114.07	107.57
33	y4	201	CYC	C2C-C1C-NC	4.83	112.44	108.27
33	d5	201	CYC	C3D-C4D-ND	4.83	114.07	107.57
33	l3	201	CYC	C3D-C4D-ND	4.83	114.07	107.57
45	DD	401	PHO	CMA-C3A-C2A	-4.83	94.56	113.99
36	b1	609	CLA	CMB-C2B-C3B	4.83	138.28	126.59
33	bA	201	CYC	C3D-C4D-ND	4.83	114.07	107.57
33	BB	1002	CYC	C2D-C1D-ND	4.82	114.18	107.40
33	JL	201	CYC	CBA-CAA-C2A	4.82	126.03	112.63
33	c9	201	CYC	CBC-CAC-C3C	-4.82	102.73	113.47
33	d2	201	CYC	C3D-C4D-ND	4.82	114.07	107.57
33	cA	201	CYC	CBC-CAC-C3C	-4.82	102.73	113.47
33	l5	201	CYC	C3D-C4D-ND	4.82	114.06	107.57
33	fJ	201	CYC	C3D-C4D-ND	4.82	114.06	107.57
33	c3	201	CYC	CBC-CAC-C3C	-4.82	102.73	113.47
43	ZD	101	BCR	C24-C23-C22	-4.82	118.95	126.23
33	jF	201	CYC	CMD-C2D-C1D	4.82	132.62	125.56
36	bD	609	CLA	CMB-C2B-C3B	4.82	138.26	126.59
33	d6	201	CYC	C3D-C4D-ND	4.82	114.06	107.57
33	IL	201	CYC	CMD-C2D-C1D	4.82	132.62	125.56
33	cI	201	CYC	CBC-CAC-C3C	-4.82	102.74	113.47
33	lA	201	CYC	C3D-C4D-ND	4.82	114.06	107.57
33	fI	201	CYC	C3D-C4D-ND	4.82	114.06	107.57
33	c2	201	CYC	CBC-CAC-C3C	-4.82	102.74	113.47
33	eI	201	CYC	CBC-CAC-C3C	-4.82	102.74	113.47
33	IG	201	CYC	CMD-C2D-C1D	4.82	132.62	125.56
33	l8	201	CYC	C3D-C4D-ND	4.82	114.06	107.57
33	ZB	201	CYC	OB-C4B-C3B	-4.82	122.81	128.04
33	Z4	201	CYC	OB-C4B-C3B	-4.82	122.81	128.04
33	LG	201	CYC	C2A-C1A-NA	4.82	117.05	110.05
33	f2	201	CYC	C3D-C4D-ND	4.82	114.06	107.57
33	B4	1002	CYC	C2D-C1D-ND	4.81	114.17	107.40
43	k1	102	BCR	C3-C4-C5	-4.81	105.48	114.08

Continued on next page...

Continued from previous page...

Mol	Chain	Res	Type	Atoms	Z	Observed(^{o})	Ideal(^{o})
33	JG	201	CYC	CBA-CAA-C2A	4.81	126.00	112.63
33	b6	201	CYC	C3D-C4D-ND	4.81	114.05	107.57
33	e8	201	CYC	CBC-CAC-C3C	-4.81	102.75	113.47
33	IL	201	CYC	C3D-C4D-ND	4.81	114.05	107.57
33	ML	201	CYC	C3D-C4D-ND	4.81	114.05	107.57
33	V4	201	CYC	C1A-C2A-C3A	-4.81	101.46	106.78
33	fC	201	CYC	C3D-C4D-ND	4.81	114.05	107.57
33	IG	201	CYC	C3D-C4D-ND	4.81	114.05	107.57
33	eJ	201	CYC	CBC-CAC-C3C	-4.81	102.76	113.47
33	d8	201	CYC	C3D-C4D-ND	4.81	114.05	107.57
33	LL	201	CYC	C2A-C1A-NA	4.81	117.04	110.05
36	bE	609	CLA	CMB-C2B-C3B	4.81	138.23	126.59
33	fH	201	CYC	C3D-C4D-ND	4.81	114.04	107.57
33	e6	201	CYC	CBC-CAC-C3C	-4.81	102.76	113.47
33	e9	201	CYC	CBC-CAC-C3C	-4.81	102.76	113.47
33	f8	201	CYC	C3D-C4D-ND	4.81	114.04	107.57
33	b9	201	CYC	C3D-C4D-ND	4.81	114.04	107.57
33	f9	201	CYC	C3D-C4D-ND	4.81	114.04	107.57
33	e2	201	CYC	CBC-CAC-C3C	-4.81	102.77	113.47
33	b7	201	CYC	C3D-C4D-ND	4.81	114.04	107.57
33	e5	201	CYC	CBC-CAC-C3C	-4.81	102.77	113.47
43	CD	520	BCR	C3-C4-C5	-4.81	105.50	114.08
43	ZE	102	BCR	C3-C4-C5	-4.81	105.50	114.08
33	Z4	201	CYC	C2D-C1D-ND	4.80	114.15	107.40
33	e3	201	CYC	CBC-CAC-C3C	-4.80	102.77	113.47
36	B1	607	CLA	CMB-C2B-C3B	4.80	138.22	126.59
33	y4	201	CYC	CHB-C4A-NA	-4.80	114.89	124.93
33	fA	201	CYC	C3D-C4D-ND	4.80	114.04	107.57
43	z1	101	BCR	C24-C23-C22	-4.80	118.98	126.23
33	2L	201	CYC	C2B-C1B-NB	4.80	114.02	106.99
33	b8	201	CYC	C3D-C4D-ND	4.80	114.04	107.57
33	fF	201	CYC	C1B-C2B-C3B	-4.80	102.86	107.87
33	eC	201	CYC	CBC-CAC-C3C	-4.80	102.78	113.47
33	e7	201	CYC	CBC-CAC-C3C	-4.80	102.78	113.47
33	eA	201	CYC	CBC-CAC-C3C	-4.80	102.78	113.47
43	Z1	101	BCR	C24-C23-C22	-4.80	118.98	126.23
33	lH	201	CYC	C3D-C4D-ND	4.80	114.03	107.57
33	AG	201	CYC	CHA-C4D-C3D	-4.80	116.33	127.15
33	6G	201	CYC	C2C-C1C-NC	4.80	112.41	108.27
36	CE	508	CLA	CHD-C1D-ND	-4.80	120.05	124.45
33	b2	201	CYC	C3D-C4D-ND	4.80	114.03	107.57
33	eH	201	CYC	CBC-CAC-C3C	-4.80	102.79	113.47

Continued on next page...

Continued from previous page...

Mol	Chain	Res	Type	Atoms	Z	Observed(^{o})	Ideal(^{o})
43	h1	105	BCR	C31-C1-C6	-4.80	102.52	110.30
33	l7	201	CYC	C3D-C4D-ND	4.80	114.03	107.57
33	l2	201	CYC	C3D-C4D-ND	4.80	114.03	107.57
33	j3	201	CYC	C3D-C4D-ND	4.80	114.03	107.57
33	AL	201	CYC	CHA-C4D-C3D	-4.80	116.33	127.15
33	MG	201	CYC	C3D-C4D-ND	4.80	114.03	107.57
36	BD	607	CLA	CMB-C2B-C3B	4.80	138.20	126.59
33	hA	201	CYC	C3D-C4D-ND	4.79	114.03	107.57
33	lC	201	CYC	C3D-C4D-ND	4.79	114.03	107.57
33	k7	201	CYC	CBC-CAC-C3C	-4.79	102.79	113.47
33	kJ	201	CYC	CBC-CAC-C3C	-4.79	102.80	113.47
43	BE	616	BCR	C15-C14-C13	-4.79	120.47	127.31
43	kD	102	BCR	C3-C4-C5	-4.79	105.52	114.08
33	9K	201	CYC	CAB-C3B-C4B	4.79	128.94	121.38
33	2G	201	CYC	C2B-C1B-NB	4.79	114.00	106.99
43	zE	101	BCR	C24-C23-C22	-4.79	119.00	126.23
33	6L	201	CYC	OC-C1C-C2C	-4.79	122.37	126.17
33	l6	201	CYC	C3D-C4D-ND	4.79	114.02	107.57
33	h5	201	CYC	C3D-C4D-ND	4.79	114.02	107.57
33	VB	201	CYC	C1A-C2A-C3A	-4.79	101.48	106.78
33	gJ	202	CYC	CBC-CAC-C3C	-4.79	102.81	113.47
33	GL	201	CYC	C1B-NB-C4B	-4.79	104.58	110.67
33	j6	201	CYC	C3D-C4D-ND	4.79	114.02	107.57
33	p4	201	CYC	C1B-NB-C4B	-4.79	104.58	110.67
33	h6	201	CYC	C3D-C4D-ND	4.79	114.02	107.57
33	lJ	201	CYC	C3D-C4D-ND	4.79	114.02	107.57
33	g2	202	CYC	CBC-CAC-C3C	-4.79	102.81	113.47
43	zD	101	BCR	C24-C23-C22	-4.79	119.00	126.23
33	g5	202	CYC	CBC-CAC-C3C	-4.79	102.81	113.47
33	9F	201	CYC	CAB-C3B-C4B	4.78	128.94	121.38
33	lI	201	CYC	C3D-C4D-ND	4.78	114.01	107.57
33	kI	201	CYC	CBC-CAC-C3C	-4.78	102.82	113.47
33	gC	301	CYC	CBC-CAC-C3C	-4.78	102.82	113.47
33	j5	201	CYC	C3D-C4D-ND	4.78	114.01	107.57
33	jA	201	CYC	C3D-C4D-ND	4.78	114.01	107.57
36	b1	607	CLA	O2D-CGD-CBD	4.78	119.77	111.27
43	kE	102	BCR	C3-C4-C5	-4.78	105.54	114.08
43	Z1	102	BCR	C3-C4-C5	-4.78	105.54	114.08
33	l9	201	CYC	C3D-C4D-ND	4.78	114.01	107.57
33	JG	201	CYC	CAB-C3B-C4B	4.78	128.93	121.38
33	f7	201	CYC	C3D-C4D-ND	4.78	114.01	107.57
43	hD	105	BCR	C31-C1-C6	-4.78	102.55	110.30

Continued on next page...

Continued from previous page...

Mol	Chain	Res	Type	Atoms	Z	Observed(^{o})	Ideal(^{o})
33	k3	201	CYC	CBC-CAC-C3C	-4.78	102.83	113.47
33	kH	201	CYC	CBC-CAC-C3C	-4.78	102.83	113.47
36	BE	607	CLA	CMB-C2B-C3B	4.78	138.16	126.59
33	jC	201	CYC	C3D-C4D-ND	4.78	114.00	107.57
33	g3	202	CYC	CBC-CAC-C3C	-4.78	102.83	113.47
33	f5	201	CYC	C3D-C4D-ND	4.78	114.00	107.57
33	hI	201	CYC	C3D-C4D-ND	4.78	114.00	107.57
33	j8	201	CYC	C3D-C4D-ND	4.78	114.00	107.57
33	g7	202	CYC	CBC-CAC-C3C	-4.78	102.83	113.47
33	PG	201	CYC	C2D-C1D-ND	4.78	114.11	107.40
43	B1	616	BCR	C15-C14-C13	-4.77	120.50	127.31
33	gH	202	CYC	CBC-CAC-C3C	-4.77	102.84	113.47
33	fK	201	CYC	C1B-C2B-C3B	-4.77	102.89	107.87
33	kA	201	CYC	CBC-CAC-C3C	-4.77	102.84	113.47
33	h7	201	CYC	C3D-C4D-ND	4.77	114.00	107.57
33	nF	202	CYC	C3D-C4D-ND	4.77	114.00	107.57
33	ZB	201	CYC	C2D-C1D-ND	4.77	114.11	107.40
33	PL	201	CYC	C2D-C1D-ND	4.77	114.11	107.40
33	g9	202	CYC	CBC-CAC-C3C	-4.77	102.84	113.47
43	hE	105	BCR	C31-C1-C6	-4.77	102.56	110.30
33	gA	301	CYC	CBC-CAC-C3C	-4.77	102.84	113.47
33	6L	201	CYC	C2C-C1C-NC	4.77	112.39	108.27
33	nK	202	CYC	C3D-C4D-ND	4.77	114.00	107.57
33	pB	201	CYC	C1B-NB-C4B	-4.77	104.60	110.67
33	rB	201	CYC	OC-C1C-C2C	-4.77	122.38	126.17
33	k5	201	CYC	CBC-CAC-C3C	-4.77	102.85	113.47
33	kC	201	CYC	CBC-CAC-C3C	-4.77	102.85	113.47
33	k9	201	CYC	CBC-CAC-C3C	-4.77	102.85	113.47
33	hC	201	CYC	C3D-C4D-ND	4.77	113.99	107.57
33	z4	201	CYC	CHA-C1A-C2A	-4.77	114.29	125.32
33	jH	201	CYC	C3D-C4D-ND	4.77	113.99	107.57
33	k2	201	CYC	CBC-CAC-C3C	-4.77	102.86	113.47
33	hH	201	CYC	C3D-C4D-ND	4.76	113.98	107.57
33	jJ	201	CYC	C3D-C4D-ND	4.76	113.98	107.57
33	bF	201	CYC	OB-C4B-C3B	-4.76	122.87	128.04
33	OG	201	CYC	CMD-C2D-C1D	4.76	132.53	125.56
33	Y4	201	CYC	C3D-C4D-ND	4.76	113.98	107.57
33	g6	202	CYC	CBC-CAC-C3C	-4.76	102.87	113.47
33	h3	201	CYC	C3D-C4D-ND	4.76	113.98	107.57
33	k6	201	CYC	CBC-CAC-C3C	-4.76	102.88	113.47
36	B1	611	CLA	CAA-CBA-CGA	-4.76	99.35	113.25
36	bE	612	CLA	CAA-CBA-CGA	-4.76	99.35	113.25

Continued on next page...

Continued from previous page...

Mol	Chain	Res	Type	Atoms	Z	Observed(^{o})	Ideal(^{o})
36	aE	405	CLA	O2D-CGD-O1D	-4.76	114.54	123.84
36	bE	607	CLA	O2D-CGD-CBD	4.76	119.72	111.27
33	zB	201	CYC	CHA-C1A-C2A	-4.76	114.32	125.32
33	jI	201	CYC	C3D-C4D-ND	4.76	113.97	107.57
33	sB	201	CYC	CHD-C1D-ND	-4.75	114.43	125.32
33	gI	301	CYC	CBC-CAC-C3C	-4.75	102.88	113.47
33	qB	201	CYC	C2D-C1D-ND	4.75	114.08	107.40
33	YB	201	CYC	C3D-C4D-ND	4.75	113.97	107.57
33	OL	201	CYC	CMD-C2D-C1D	4.75	132.52	125.56
45	DD	401	PHO	C3D-C4D-ND	4.75	114.20	107.72
33	bK	201	CYC	OB-C4B-C3B	-4.75	122.88	128.04
33	q4	201	CYC	C2D-C1D-ND	4.75	114.08	107.40
33	JL	201	CYC	CAB-C3B-C4B	4.75	128.89	121.38
33	j7	201	CYC	C3D-C4D-ND	4.75	113.97	107.57
33	j9	201	CYC	C3D-C4D-ND	4.75	113.97	107.57
43	bD	617	BCR	C15-C14-C13	-4.75	120.53	127.31
33	k8	201	CYC	CBC-CAC-C3C	-4.75	102.89	113.47
33	hJ	201	CYC	C3D-C4D-ND	4.75	113.97	107.57
33	nK	202	CYC	CMA-C3A-C4A	4.75	132.38	125.06
33	GG	201	CYC	C1B-NB-C4B	-4.75	104.62	110.67
33	nF	202	CYC	CMA-C3A-C4A	4.75	132.38	125.06
33	eK	201	CYC	C4D-C3D-C2D	-4.75	102.00	107.62
33	g8	202	CYC	CBC-CAC-C3C	-4.75	102.89	113.47
43	bE	617	BCR	C15-C14-C13	-4.75	120.53	127.31
33	h9	201	CYC	C3D-C4D-ND	4.75	113.97	107.57
33	s4	201	CYC	CHD-C1D-ND	-4.75	114.44	125.32
36	BD	611	CLA	CAA-CBA-CGA	-4.75	99.38	113.25
36	b1	612	CLA	CAA-CBA-CGA	-4.75	99.38	113.25
36	a1	406	CLA	O2D-CGD-O1D	-4.75	114.56	123.84
33	cF	201	CYC	CAB-C3B-C4B	4.75	128.88	121.38
33	h2	201	CYC	C3D-C4D-ND	4.75	113.96	107.57
36	aD	405	CLA	O2D-CGD-O1D	-4.74	114.56	123.84
36	BE	611	CLA	CAA-CBA-CGA	-4.74	99.39	113.25
36	bD	612	CLA	CAA-CBA-CGA	-4.74	99.39	113.25
36	BE	605	CLA	O2D-CGD-CBD	4.74	119.69	111.27
36	bD	607	CLA	O2D-CGD-CBD	4.74	119.69	111.27
33	cK	201	CYC	CAB-C3B-C4B	4.74	128.87	121.38
43	BD	616	BCR	C15-C14-C13	-4.74	120.55	127.31
33	y4	201	CYC	CMA-C3A-C4A	4.74	132.36	125.06
33	bF	201	CYC	CAB-C3B-C4B	4.74	128.86	121.38
38	h1	103	SQD	O8-S-C6	4.74	113.29	105.74
33	h8	201	CYC	C3D-C4D-ND	4.74	113.95	107.57

Continued on next page...

Continued from previous page...

Mol	Chain	Res	Type	Atoms	Z	Observed(^{o})	Ideal(^{o})
38	hD	103	SQD	O8-S-C6	4.73	113.28	105.74
33	bK	201	CYC	CAB-C3B-C4B	4.73	128.85	121.38
43	b1	617	BCR	C15-C14-C13	-4.73	120.56	127.31
36	BD	605	CLA	O2D-CGD-CBD	4.73	119.67	111.27
33	j2	201	CYC	C3D-C4D-ND	4.73	113.94	107.57
33	X4	201	CYC	C3D-C4D-ND	4.73	113.94	107.57
38	hE	103	SQD	O8-S-C6	4.73	113.27	105.74
33	yB	201	CYC	CMA-C3A-C4A	4.72	132.34	125.06
43	XD	102	BCR	C31-C1-C6	-4.72	102.64	110.30
33	X4	201	CYC	CHB-C4A-NA	-4.72	115.07	124.93
33	KG	201	CYC	C2D-C1D-ND	4.72	114.03	107.40
33	r4	201	CYC	OC-C1C-C2C	-4.72	122.42	126.17
33	JG	201	CYC	CMA-C3A-C4A	4.72	132.32	125.06
33	OG	201	CYC	OC-C1C-C2C	-4.71	122.42	126.17
33	XB	201	CYC	C3D-C4D-ND	4.71	113.92	107.57
33	XB	201	CYC	CHB-C4A-NA	-4.71	115.08	124.93
43	cD	519	BCR	C11-C10-C9	-4.71	120.59	127.31
33	sB	201	CYC	CAB-C3B-C4B	4.71	128.82	121.38
33	dC	201	CYC	CHB-C4A-NA	-4.71	115.08	124.93
43	X1	102	BCR	C31-C1-C6	-4.71	102.66	110.30
33	KL	201	CYC	C2D-C1D-ND	4.71	114.02	107.40
36	B1	605	CLA	O2D-CGD-CBD	4.71	119.63	111.27
43	BD	615	BCR	C30-C25-C26	-4.71	115.99	122.61
43	b1	616	BCR	C30-C25-C26	-4.71	115.99	122.61
33	d8	201	CYC	CHB-C4A-NA	-4.70	115.09	124.93
43	bD	616	BCR	C30-C25-C26	-4.70	115.99	122.61
33	dI	201	CYC	CHB-C4A-NA	-4.70	115.09	124.93
33	eF	201	CYC	C4D-C3D-C2D	-4.70	102.06	107.62
33	eK	201	CYC	CMD-C2D-C1D	4.70	132.45	125.56
33	s4	201	CYC	CAB-C3B-C4B	4.70	128.81	121.38
43	B1	615	BCR	C30-C25-C26	-4.70	115.99	122.61
33	b7	201	CYC	CHB-C4A-NA	-4.70	115.10	124.93
33	JL	201	CYC	CMA-C3A-C4A	4.70	132.30	125.06
43	CE	516	BCR	C11-C10-C9	-4.70	120.60	127.31
33	fA	201	CYC	CHB-C4A-NA	-4.70	115.10	124.93
33	d3	201	CYC	CHB-C4A-NA	-4.70	115.11	124.93
33	KG	201	CYC	C2B-C1B-NB	4.70	113.86	106.99
33	kF	201	CYC	C3D-C4D-ND	4.70	113.90	107.57
33	f8	201	CYC	CHB-C4A-NA	-4.70	115.11	124.93
33	YB	201	CYC	CHD-C1D-ND	-4.70	114.56	125.32
33	d6	201	CYC	CHB-C4A-NA	-4.70	115.11	124.93
43	bE	616	BCR	C30-C25-C26	-4.70	116.00	122.61

Continued on next page...

Continued from previous page...

Mol	Chain	Res	Type	Atoms	Z	Observed(^{o})	Ideal(^{o})
33	b6	201	CYC	CHB-C4A-NA	-4.70	115.11	124.93
33	lC	201	CYC	CHB-C4A-NA	-4.70	115.11	124.93
33	fI	201	CYC	CHB-C4A-NA	-4.70	115.11	124.93
33	dA	201	CYC	CHB-C4A-NA	-4.69	115.11	124.93
33	d7	201	CYC	CHB-C4A-NA	-4.69	115.11	124.93
33	XK	201	CYC	OC-C1C-C2C	-4.69	122.44	126.17
43	XE	102	BCR	C31-C1-C6	-4.69	102.69	110.30
33	PG	201	CYC	C2B-C1B-NB	4.69	113.86	106.99
33	dJ	201	CYC	CHB-C4A-NA	-4.69	115.12	124.93
43	c1	519	BCR	C11-C10-C9	-4.69	120.61	127.31
33	bI	201	CYC	CHB-C4A-NA	-4.69	115.12	124.93
33	OL	201	CYC	OC-C1C-C2C	-4.69	122.44	126.17
33	NG	201	CYC	C2B-C1B-NB	4.69	113.86	106.99
33	dH	201	CYC	CHB-C4A-NA	-4.69	115.12	124.93
43	cE	519	BCR	C11-C10-C9	-4.69	120.62	127.31
33	l5	201	CYC	CHB-C4A-NA	-4.69	115.12	124.93
45	d1	402	PHO	C14-C13-C12	4.69	128.27	111.29
43	C1	516	BCR	C11-C10-C9	-4.69	120.62	127.31
33	f6	201	CYC	CHB-C4A-NA	-4.69	115.13	124.93
33	l8	201	CYC	CHB-C4A-NA	-4.69	115.13	124.93
33	lI	201	CYC	CHB-C4A-NA	-4.69	115.13	124.93
33	PL	201	CYC	C2B-C1B-NB	4.69	113.85	106.99
33	d5	201	CYC	CHB-C4A-NA	-4.69	115.13	124.93
33	KL	201	CYC	C2B-C1B-NB	4.69	113.85	106.99
33	b2	201	CYC	CHB-C4A-NA	-4.69	115.13	124.93
33	Y4	201	CYC	CHD-C1D-ND	-4.68	114.59	125.32
33	d2	201	CYC	CHB-C4A-NA	-4.68	115.13	124.93
33	l2	201	CYC	CHB-C4A-NA	-4.68	115.13	124.93
33	fC	201	CYC	CHB-C4A-NA	-4.68	115.14	124.93
33	lH	201	CYC	CHB-C4A-NA	-4.68	115.14	124.93
33	fH	201	CYC	CHB-C4A-NA	-4.68	115.14	124.93
33	TG	201	CYC	C1B-C2B-C3B	-4.68	102.98	107.87
33	b9	201	CYC	CHB-C4A-NA	-4.68	115.14	124.93
33	d9	201	CYC	CHB-C4A-NA	-4.68	115.14	124.93
33	bH	201	CYC	CHB-C4A-NA	-4.68	115.14	124.93
33	l6	201	CYC	CHB-C4A-NA	-4.68	115.14	124.93
33	l9	201	CYC	CHB-C4A-NA	-4.68	115.14	124.93
43	BE	615	BCR	C30-C25-C26	-4.68	116.02	122.61
33	b3	201	CYC	CHB-C4A-NA	-4.68	115.14	124.93
33	l3	201	CYC	CHB-C4A-NA	-4.68	115.14	124.93
43	CD	516	BCR	C11-C10-C9	-4.68	120.63	127.31
33	b8	201	CYC	CHB-C4A-NA	-4.68	115.15	124.93

Continued on next page...

Continued from previous page...

Mol	Chain	Res	Type	Atoms	Z	Observed(^{o})	Ideal(^{o})
33	eF	201	CYC	CHB-C4A-C3A	4.68	136.93	124.90
33	PB	201	CYC	C3D-C4D-ND	4.68	113.87	107.57
33	lA	201	CYC	CHB-C4A-NA	-4.68	115.15	124.93
33	f3	201	CYC	CHB-C4A-NA	-4.68	115.15	124.93
33	f2	201	CYC	CHB-C4A-NA	-4.68	115.15	124.93
33	IK	201	CYC	C4D-C3D-C2D	-4.68	102.09	107.62
33	bA	201	CYC	CHB-C4A-NA	-4.68	115.15	124.93
33	NL	201	CYC	C2B-C1B-NB	4.67	113.83	106.99
33	eF	201	CYC	CMD-C2D-C1D	4.67	132.40	125.56
33	lJ	201	CYC	CHB-C4A-NA	-4.67	115.16	124.93
33	jC	201	CYC	CHB-C4A-NA	-4.67	115.17	124.93
33	j7	201	CYC	CHB-C4A-NA	-4.67	115.17	124.93
33	b5	201	CYC	CHB-C4A-NA	-4.67	115.17	124.93
33	fJ	201	CYC	CHB-C4A-NA	-4.67	115.17	124.93
33	l7	201	CYC	CHB-C4A-NA	-4.67	115.17	124.93
33	eK	201	CYC	CHB-C4A-C3A	4.67	136.90	124.90
33	cK	201	CYC	C1B-NB-C4B	-4.67	104.73	110.67
33	bC	201	CYC	CHB-C4A-NA	-4.67	115.17	124.93
36	c1	506	CLA	CAA-C2A-C3A	-4.67	100.00	112.78
33	PL	201	CYC	C1B-NB-C4B	-4.67	104.73	110.67
33	bJ	201	CYC	CHB-C4A-NA	-4.67	115.17	124.93
33	SG	201	CYC	OB-C4B-C3B	-4.66	122.98	128.04
33	f5	201	CYC	CHB-C4A-NA	-4.66	115.18	124.93
33	vB	201	CYC	C2B-C1B-NB	4.66	113.81	106.99
33	jI	201	CYC	CHB-C4A-NA	-4.66	115.18	124.93
33	HL	201	CYC	C4D-CHA-C1A	4.66	138.74	128.28
36	iD	101	CLA	CAA-C2A-C3A	-4.66	100.01	112.78
33	9F	201	CYC	C2D-C1D-ND	4.66	113.95	107.40
33	f9	201	CYC	CHB-C4A-NA	-4.66	115.18	124.93
33	jJ	201	CYC	CHB-C4A-NA	-4.66	115.18	124.93
33	XF	201	CYC	OC-C1C-C2C	-4.66	122.47	126.17
33	kK	201	CYC	C3D-C4D-ND	4.66	113.85	107.57
33	f7	201	CYC	CHB-C4A-NA	-4.66	115.19	124.93
33	IF	201	CYC	C4D-C3D-C2D	-4.66	102.11	107.62
36	iE	101	CLA	CAA-C2A-C3A	-4.66	100.02	112.78
33	P4	201	CYC	C3D-C4D-ND	4.66	113.84	107.57
33	PG	201	CYC	C1B-NB-C4B	-4.66	104.74	110.67
33	KF	201	CYC	CAB-C3B-C4B	4.66	128.73	121.38
33	qB	201	CYC	C2B-C1B-NB	4.65	113.80	106.99
33	pB	201	CYC	CHD-C1D-ND	-4.65	114.66	125.32
33	RL	201	CYC	CHB-C4A-NA	-4.65	115.20	124.93
33	p4	201	CYC	CHD-C1D-ND	-4.65	114.67	125.32

Continued on next page...

Continued from previous page...

Mol	Chain	Res	Type	Atoms	Z	Observed(^{o})	Ideal(^{o})
33	BB	1002	CYC	CAB-C3B-C4B	4.65	128.72	121.38
33	9K	201	CYC	C2D-C1D-ND	4.65	113.94	107.40
33	jH	201	CYC	CHB-C4A-NA	-4.65	115.21	124.93
33	j2	201	CYC	CHB-C4A-NA	-4.65	115.21	124.93
33	j3	201	CYC	CHB-C4A-NA	-4.65	115.22	124.93
33	LL	201	CYC	OC-C1C-C2C	-4.64	122.48	126.17
33	TL	201	CYC	C1B-C2B-C3B	-4.64	103.03	107.87
33	HG	201	CYC	C4D-CHA-C1A	4.64	138.69	128.28
33	v4	201	CYC	C2B-C1B-NB	4.64	113.78	106.99
33	j8	201	CYC	CHB-C4A-NA	-4.64	115.22	124.93
33	jA	201	CYC	CHB-C4A-NA	-4.64	115.23	124.93
33	GL	201	CYC	C2B-C1B-NB	4.64	113.78	106.99
33	QL	201	CYC	C4D-C3D-C2D	-4.64	102.14	107.62
33	B4	1002	CYC	CAB-C3B-C4B	4.64	128.70	121.38
33	QG	201	CYC	OB-C4B-C3B	-4.64	123.01	128.04
33	gK	201	CYC	OB-C4B-C3B	-4.64	123.01	128.04
33	j9	201	CYC	CHB-C4A-NA	-4.64	115.23	124.93
33	q4	201	CYC	C2B-C1B-NB	4.64	113.78	106.99
33	TG	201	CYC	CMA-C3A-C4A	4.64	132.20	125.06
33	gF	201	CYC	OB-C4B-C3B	-4.64	123.01	128.04
33	LG	201	CYC	OC-C1C-C2C	-4.63	122.49	126.17
33	RG	201	CYC	CHB-C4A-NA	-4.63	115.24	124.93
33	bK	201	CYC	C2C-C1C-NC	4.63	112.27	108.27
33	SB	201	CYC	CAB-C3B-C4B	4.63	128.69	121.38
33	j6	201	CYC	CHB-C4A-NA	-4.63	115.24	124.93
33	S4	201	CYC	CAB-C3B-C4B	4.63	128.69	121.38
33	5L	201	CYC	OB-C4B-C3B	-4.63	123.02	128.04
33	1L	201	CYC	CHB-C4A-C3A	4.63	136.81	124.90
33	vB	201	CYC	C1B-NB-C4B	-4.63	104.78	110.67
33	cF	201	CYC	C1B-NB-C4B	-4.63	104.78	110.67
33	SL	201	CYC	OB-C4B-C3B	-4.63	123.02	128.04
33	j5	201	CYC	CHB-C4A-NA	-4.63	115.25	124.93
33	gK	201	CYC	C4D-C3D-C2D	-4.63	102.15	107.62
33	KK	201	CYC	CAB-C3B-C4B	4.63	128.69	121.38
33	TL	201	CYC	CMA-C3A-C4A	4.63	132.19	125.06
33	zB	201	CYC	C4D-CHA-C1A	4.62	138.65	128.28
33	hJ	201	CYC	CHB-C4A-NA	-4.62	115.26	124.93
33	QG	201	CYC	C4D-C3D-C2D	-4.62	102.16	107.62
33	gF	201	CYC	C4D-C3D-C2D	-4.62	102.16	107.62
33	AL	201	CYC	CHD-C1D-ND	-4.62	114.74	125.32
33	eK	201	CYC	CAA-C2A-C1A	4.62	133.18	125.01
33	5G	201	CYC	OB-C4B-C3B	-4.62	123.03	128.04

Continued on next page...

Continued from previous page...

Mol	Chain	Res	Type	Atoms	Z	Observed(^{o})	Ideal(^{o})
33	GG	201	CYC	C2B-C1B-NB	4.62	113.75	106.99
33	LF	201	CYC	C1B-NB-C4B	-4.62	104.79	110.67
33	V4	201	CYC	C1B-NB-C4B	-4.61	104.79	110.67
33	aK	201	CYC	CMD-C2D-C1D	4.61	132.32	125.56
33	h3	201	CYC	CHB-C4A-NA	-4.61	115.28	124.93
33	QL	201	CYC	OB-C4B-C3B	-4.61	123.03	128.04
33	1G	201	CYC	CHB-C4A-C3A	4.61	136.76	124.90
33	h5	201	CYC	CHB-C4A-NA	-4.61	115.29	124.93
33	hA	201	CYC	CHB-C4A-NA	-4.61	115.29	124.93
33	ZF	201	CYC	CHB-C4A-NA	-4.61	115.29	124.93
33	VB	201	CYC	C1B-NB-C4B	-4.61	104.80	110.67
33	kF	201	CYC	CAB-C3B-C4B	4.61	128.66	121.38
33	AG	201	CYC	CHD-C1D-ND	-4.61	114.76	125.32
33	VG	201	CYC	C2B-C1B-NB	4.61	113.73	106.99
33	z4	201	CYC	C4D-CHA-C1A	4.61	138.61	128.28
33	kK	201	CYC	CAB-C3B-C4B	4.60	128.65	121.38
33	AG	201	CYC	C2C-C1C-NC	4.60	112.24	108.27
33	ZK	201	CYC	CHB-C4A-NA	-4.60	115.30	124.93
33	Y4	201	CYC	CAB-C3B-C4B	4.60	128.65	121.38
33	bF	201	CYC	C2C-C1C-NC	4.60	112.24	108.27
33	eF	201	CYC	CAA-C2A-C1A	4.60	133.15	125.01
33	hC	201	CYC	CHB-C4A-NA	-4.60	115.31	124.93
33	hH	201	CYC	CHB-C4A-NA	-4.60	115.32	124.93
33	h7	201	CYC	CHB-C4A-NA	-4.59	115.32	124.93
33	VL	201	CYC	C2B-C1B-NB	4.59	113.71	106.99
33	hI	201	CYC	CHB-C4A-NA	-4.59	115.33	124.93
33	nF	202	CYC	OB-C4B-C3B	-4.59	123.06	128.04
33	aF	201	CYC	CMD-C2D-C1D	4.59	132.28	125.56
33	WL	201	CYC	CAB-C3B-C4B	4.59	128.63	121.38
33	a4	201	CYC	CAB-C3B-C4B	4.59	128.63	121.38
33	nK	202	CYC	OB-C4B-C3B	-4.59	123.06	128.04
33	a4	201	CYC	CBB-CAB-C3B	-4.59	99.78	112.43
33	h6	201	CYC	CHB-C4A-NA	-4.59	115.34	124.93
33	h9	201	CYC	CHB-C4A-NA	-4.59	115.34	124.93
33	aB	201	CYC	CBB-CAB-C3B	-4.59	99.79	112.43
33	qB	201	CYC	CMD-C2D-C1D	4.59	132.28	125.56
33	v4	201	CYC	C1B-NB-C4B	-4.59	104.83	110.67
33	WG	201	CYC	CAB-C3B-C4B	4.59	128.62	121.38
33	JG	201	CYC	CHB-C4A-NA	-4.58	115.35	124.93
45	D1	402	PHO	C14-C13-C15	4.58	127.89	111.29
33	h2	201	CYC	CHB-C4A-NA	-4.58	115.35	124.93
33	h8	201	CYC	CHB-C4A-NA	-4.58	115.35	124.93

Continued on next page...

Continued from previous page...

Mol	Chain	Res	Type	Atoms	Z	Observed(^{o})	Ideal(^{o})
33	JL	201	CYC	CHB-C4A-NA	-4.58	115.36	124.93
33	q4	201	CYC	CMD-C2D-C1D	4.58	132.26	125.56
33	LK	201	CYC	C1B-NB-C4B	-4.57	104.84	110.67
45	aE	412	PHO	C3D-C4D-ND	4.57	113.95	107.72
42	e1	101	LHG	O7-C7-C8	4.57	121.36	111.50
33	GG	201	CYC	C1D-C2D-C3D	-4.57	101.97	107.79
33	C4	1001	CYC	CAB-C3B-C4B	4.57	128.60	121.38
33	uB	201	CYC	C2B-C1B-NB	4.57	113.68	106.99
33	GG	201	CYC	CMA-C3A-C4A	4.57	132.10	125.06
33	GL	201	CYC	C1D-C2D-C3D	-4.57	101.97	107.79
33	GL	201	CYC	CMA-C3A-C4A	4.57	132.10	125.06
33	AG	201	CYC	C1B-NB-C4B	-4.57	104.85	110.67
33	AL	201	CYC	C1B-NB-C4B	-4.57	104.85	110.67
33	3F	101	CYC	OB-C4B-C3B	-4.57	123.08	128.04
33	u4	201	CYC	C2B-C1B-NB	4.57	113.67	106.99
33	AL	201	CYC	C2C-C1C-NC	4.57	112.21	108.27
33	aB	201	CYC	CAB-C3B-C4B	4.56	128.59	121.38
42	eE	101	LHG	O7-C7-C8	4.56	121.33	111.50
33	CB	1001	CYC	CAB-C3B-C4B	4.56	128.58	121.38
33	YB	201	CYC	CHB-C4A-C3A	4.56	136.62	124.90
33	YB	201	CYC	CAB-C3B-C4B	4.55	128.57	121.38
33	mF	201	CYC	C2B-C1B-NB	4.55	113.66	106.99
42	eD	101	LHG	O7-C7-C8	4.55	121.31	111.50
33	3K	101	CYC	OB-C4B-C3B	-4.55	123.10	128.04
33	mK	201	CYC	C2B-C1B-NB	4.55	113.65	106.99
45	aD	412	PHO	CBA-CAA-C2A	4.55	127.11	113.81
33	qB	201	CYC	C1B-NB-C4B	-4.55	104.88	110.67
33	aF	201	CYC	C1B-NB-C4B	-4.55	104.88	110.67
33	Y4	201	CYC	CHB-C4A-C3A	4.54	136.59	124.90
33	TB	201	CYC	C1B-NB-C4B	-4.54	104.89	110.67
33	OL	201	CYC	C2D-C1D-ND	4.54	113.78	107.40
33	LL	201	CYC	CMC-C2C-C1C	-4.54	102.61	112.40
33	aK	201	CYC	C1B-NB-C4B	-4.54	104.89	110.67
45	DD	401	PHO	CBA-CAA-C2A	4.54	127.07	113.81
33	LL	201	CYC	CHD-C1D-ND	-4.54	114.92	125.32
45	a1	413	PHO	C3D-C4D-ND	4.54	113.91	107.72
33	LG	201	CYC	CMC-C2C-C1C	-4.54	102.62	112.40
33	q4	201	CYC	C1B-NB-C4B	-4.54	104.89	110.67
33	OG	201	CYC	C2D-C1D-ND	4.54	113.78	107.40
33	LG	201	CYC	CHD-C1D-ND	-4.53	114.94	125.32
33	Y4	201	CYC	C2B-C1B-NB	4.53	113.62	106.99
33	NG	201	CYC	C1B-NB-C4B	-4.53	104.90	110.67

Continued on next page...

Continued from previous page...

Mol	Chain	Res	Type	Atoms	Z	Observed(^{o})	Ideal(^{o})
33	4G	201	CYC	C2B-C1B-NB	4.53	113.62	106.99
33	HG	201	CYC	C1D-C2D-C3D	-4.53	102.02	107.79
33	j9	201	CYC	CMD-C2D-C1D	4.53	132.19	125.56
33	nF	201	CYC	C3D-C4D-ND	4.53	113.67	107.57
33	RL	201	CYC	C2B-C1B-NB	4.53	113.61	106.99
33	4L	201	CYC	C2B-C1B-NB	4.52	113.61	106.99
43	ID	102	BCR	C16-C17-C18	-4.52	120.86	127.31
33	WL	201	CYC	CMD-C2D-C1D	4.52	132.18	125.56
33	YB	201	CYC	C2B-C1B-NB	4.52	113.61	106.99
33	jA	201	CYC	CMD-C2D-C1D	4.52	132.18	125.56
43	ZE	102	BCR	C15-C14-C13	-4.52	120.86	127.31
33	6G	201	CYC	C2B-C1B-NB	4.52	113.60	106.99
33	RB	201	CYC	C2B-C1B-NB	4.52	113.60	106.99
33	nK	201	CYC	C3D-C4D-ND	4.52	113.65	107.57
43	I1	102	BCR	C16-C17-C18	-4.52	120.86	127.31
36	C1	507	CLA	CBA-CAA-C2A	4.52	127.19	113.86
33	TB	201	CYC	C1D-C2D-C3D	-4.52	102.04	107.79
33	j3	201	CYC	CMD-C2D-C1D	4.52	132.17	125.56
33	jI	201	CYC	CMD-C2D-C1D	4.52	132.17	125.56
33	R4	201	CYC	C2B-C1B-NB	4.52	113.60	106.99
33	NL	201	CYC	C1B-NB-C4B	-4.51	104.92	110.67
33	WG	201	CYC	CMD-C2D-C1D	4.51	132.17	125.56
33	j5	201	CYC	CMD-C2D-C1D	4.51	132.17	125.56
33	T4	201	CYC	C1B-NB-C4B	-4.51	104.92	110.67
36	CD	507	CLA	CBA-CAA-C2A	4.51	127.18	113.86
36	CE	507	CLA	CBA-CAA-C2A	4.51	127.18	113.86
33	j7	201	CYC	CMD-C2D-C1D	4.51	132.16	125.56
33	6L	201	CYC	C2D-C1D-ND	4.51	113.74	107.40
33	jH	201	CYC	CMD-C2D-C1D	4.51	132.16	125.56
33	jC	201	CYC	CMD-C2D-C1D	4.51	132.16	125.56
43	Z1	102	BCR	C15-C14-C13	-4.51	120.88	127.31
33	KK	201	CYC	CMD-C2D-C1D	4.51	132.16	125.56
33	T4	201	CYC	C1D-C2D-C3D	-4.51	102.05	107.79
33	6G	201	CYC	C2D-C1D-ND	4.51	113.73	107.40
33	jJ	201	CYC	CMD-C2D-C1D	4.50	132.16	125.56
45	d1	402	PHO	CBA-CAA-C2A	4.50	126.97	113.81
33	S4	201	CYC	C3D-C4D-ND	4.50	113.64	107.57
33	RG	201	CYC	C2B-C1B-NB	4.50	113.58	106.99
36	CD	508	CLA	CMD-C2D-C1D	-4.50	116.78	124.71
33	KF	201	CYC	CMD-C2D-C1D	4.50	132.15	125.56
33	HL	201	CYC	C1D-C2D-C3D	-4.50	102.06	107.79
33	j6	201	CYC	CMD-C2D-C1D	4.50	132.15	125.56

Continued on next page...

Continued from previous page...

Mol	Chain	Res	Type	Atoms	Z	Observed(^{o})	Ideal(^{o})
33	SB	201	CYC	C3D-C4D-ND	4.50	113.63	107.57
33	j2	201	CYC	CMD-C2D-C1D	4.50	132.15	125.56
33	3F	101	CYC	C2D-C1D-ND	4.50	113.72	107.40
33	4L	201	CYC	C2D-C1D-ND	4.50	113.72	107.40
43	IE	102	BCR	C16-C17-C18	-4.50	120.89	127.31
43	kE	102	BCR	C15-C14-C13	-4.50	120.89	127.31
33	4G	201	CYC	C2D-C1D-ND	4.50	113.72	107.40
33	gK	201	CYC	C2A-C1A-NA	4.50	116.59	110.05
33	dK	201	CYC	CMD-C2D-C1D	4.49	132.14	125.56
33	OL	201	CYC	C1B-C2B-C3B	-4.49	103.18	107.87
43	CD	520	BCR	C15-C14-C13	-4.49	120.90	127.31
33	hF	201	CYC	CMD-C2D-C1D	4.49	132.14	125.56
33	6L	201	CYC	C2B-C1B-NB	4.49	113.56	106.99
33	JG	201	CYC	CMB-C2B-C1B	4.49	129.78	124.17
33	JL	201	CYC	CMB-C2B-C1B	4.49	129.77	124.17
33	3K	101	CYC	C2D-C1D-ND	4.49	113.71	107.40
33	IK	201	CYC	CHB-C4A-C3A	4.49	136.44	124.90
33	nF	202	CYC	C2D-C1D-ND	4.49	113.71	107.40
33	a4	201	CYC	C3D-C4D-ND	4.49	113.61	107.57
43	kD	102	BCR	C15-C14-C13	-4.49	120.91	127.31
33	YF	201	CYC	CMD-C2D-C1D	4.49	132.13	125.56
33	dJ	201	CYC	CMD-C2D-C1D	4.49	132.13	125.56
33	kF	201	CYC	C1B-NB-C4B	-4.49	104.96	110.67
33	gF	201	CYC	C2A-C1A-NA	4.48	116.57	110.05
36	C1	508	CLA	CMD-C2D-C1D	-4.48	116.81	124.71
33	LF	201	CYC	C2B-C1B-NB	4.48	113.55	106.99
33	IF	201	CYC	CHB-C4A-C3A	4.48	136.42	124.90
33	hK	201	CYC	CMD-C2D-C1D	4.48	132.12	125.56
33	kK	201	CYC	C1B-NB-C4B	-4.48	104.96	110.67
33	OG	201	CYC	C1B-C2B-C3B	-4.48	103.19	107.87
33	nK	202	CYC	C2D-C1D-ND	4.48	113.70	107.40
33	dF	201	CYC	CMD-C2D-C1D	4.48	132.12	125.56
33	gK	201	CYC	C2B-C1B-NB	4.48	113.55	106.99
33	j8	201	CYC	CMD-C2D-C1D	4.48	132.12	125.56
33	y4	201	CYC	CHA-C4D-C3D	-4.48	117.05	127.15
33	yB	201	CYC	CHA-C4D-C3D	-4.48	117.05	127.15
36	cD	507	CLA	CMD-C2D-C3D	4.48	137.91	127.61
33	aB	201	CYC	C3D-C4D-ND	4.47	113.59	107.57
36	c1	507	CLA	CMD-C2D-C3D	4.47	137.91	127.61
36	cE	507	CLA	CMD-C2D-C3D	4.47	137.90	127.61
36	CE	508	CLA	CMD-C2D-C1D	-4.47	116.83	124.71
33	YK	201	CYC	CMD-C2D-C1D	4.47	132.10	125.56

Continued on next page...

Continued from previous page...

Mol	Chain	Res	Type	Atoms	Z	Observed(^{o})	Ideal(^{o})
33	b7	201	CYC	CMD-C2D-C1D	4.47	132.10	125.56
33	nK	201	CYC	CAA-C2A-C3A	-4.47	119.56	127.88
33	d9	201	CYC	CMD-C2D-C1D	4.47	132.10	125.56
33	nF	201	CYC	CAA-C2A-C3A	-4.46	119.56	127.88
33	VB	201	CYC	C2B-C1B-NB	4.46	113.52	106.99
33	V4	201	CYC	C2B-C1B-NB	4.46	113.52	106.99
33	b2	201	CYC	CMD-C2D-C1D	4.46	132.09	125.56
33	gK	201	CYC	CAB-C3B-C4B	4.46	128.43	121.38
33	YF	201	CYC	CHD-C1D-ND	-4.46	115.10	125.32
33	gF	201	CYC	CAB-C3B-C4B	4.46	128.42	121.38
33	d7	201	CYC	CMD-C2D-C1D	4.46	132.09	125.56
33	WG	201	CYC	CMA-C3A-C4A	4.46	131.93	125.06
33	dJ	201	CYC	C2B-C1B-NB	4.46	113.51	106.99
33	dH	201	CYC	CMD-C2D-C1D	4.46	132.09	125.56
43	k1	102	BCR	C15-C14-C13	-4.45	120.95	127.31
33	gF	201	CYC	C2B-C1B-NB	4.45	113.51	106.99
33	W4	201	CYC	C1B-C2B-C3B	-4.45	103.22	107.87
33	LK	201	CYC	C2B-C1B-NB	4.45	113.51	106.99
33	O4	201	CYC	C2B-C1B-NB	4.45	113.51	106.99
33	d2	201	CYC	CMD-C2D-C1D	4.45	132.08	125.56
33	vB	201	CYC	CHD-C1D-ND	-4.45	115.13	125.32
33	hF	201	CYC	CHD-C1D-ND	-4.45	115.13	125.32
33	v4	201	CYC	CHD-C1D-ND	-4.45	115.13	125.32
33	WB	201	CYC	C1B-C2B-C3B	-4.45	103.23	107.87
33	YK	201	CYC	CHD-C1D-ND	-4.45	115.14	125.32
33	j7	201	CYC	C2B-C1B-NB	4.45	113.50	106.99
33	QG	201	CYC	CAB-C3B-C4B	4.45	128.40	121.38
33	dF	201	CYC	CHD-C1D-ND	-4.45	115.14	125.32
47	E1	101	HEM	CHC-C4B-NB	4.44	129.25	124.42
33	lC	201	CYC	C2B-C1B-NB	4.44	113.49	106.99
33	dA	201	CYC	CMD-C2D-C1D	4.44	132.06	125.56
33	WL	201	CYC	CMA-C3A-C4A	4.44	131.90	125.06
33	tB	1001	CYC	C2B-C1B-NB	4.44	113.49	106.99
33	WB	201	CYC	C3D-C4D-ND	4.44	113.55	107.57
33	j5	201	CYC	C2B-C1B-NB	4.44	113.49	106.99
33	l8	201	CYC	C2B-C1B-NB	4.44	113.49	106.99
33	dC	201	CYC	CMD-C2D-C1D	4.44	132.06	125.56
43	BD	615	BCR	C10-C11-C12	-4.44	109.36	123.22
33	d8	201	CYC	CMD-C2D-C1D	4.44	132.06	125.56
36	cD	506	CLA	CMA-C3A-C2A	-4.44	95.92	113.83
33	2G	201	CYC	OB-C4B-C3B	-4.44	123.22	128.04
33	d3	201	CYC	CMD-C2D-C1D	4.44	132.06	125.56

Continued on next page...

Continued from previous page...

Mol	Chain	Res	Type	Atoms	Z	Observed(^{o})	Ideal(^{o})
36	cE	506	CLA	CMA-C3A-C2A	-4.44	95.93	113.83
33	dI	201	CYC	CMD-C2D-C1D	4.44	132.06	125.56
43	B1	615	BCR	C10-C11-C12	-4.44	109.37	123.22
33	t4	1001	CYC	CHB-C4A-NA	-4.44	115.65	124.93
36	c1	505	CLA	CMA-C3A-C2A	-4.44	95.93	113.83
33	tB	1001	CYC	CHB-C4A-NA	-4.44	115.66	124.93
33	d6	201	CYC	C2B-C1B-NB	4.43	113.48	106.99
33	dK	201	CYC	CHD-C1D-ND	-4.43	115.16	125.32
33	OB	201	CYC	C2B-C1B-NB	4.43	113.48	106.99
33	bH	201	CYC	CMD-C2D-C1D	4.43	132.05	125.56
33	Q4	201	CYC	C3D-C4D-ND	4.43	113.54	107.57
33	4G	201	CYC	C1D-C2D-C3D	-4.43	102.14	107.79
33	cK	201	CYC	C2D-C1D-ND	4.43	113.63	107.40
33	aB	201	CYC	C1B-NB-C4B	-4.43	105.03	110.67
43	bD	616	BCR	C10-C11-C12	-4.43	109.39	123.22
33	XF	201	CYC	CHB-C4A-NA	-4.43	115.66	124.93
43	hE	105	BCR	C33-C5-C4	4.43	122.13	113.62
33	AL	201	CYC	C4D-C3D-C2D	-4.43	102.38	107.62
33	lI	201	CYC	C2B-C1B-NB	4.43	113.47	106.99
33	bC	201	CYC	CMD-C2D-C1D	4.43	132.05	125.56
33	bJ	201	CYC	CMD-C2D-C1D	4.43	132.05	125.56
33	XK	201	CYC	CHB-C4A-NA	-4.43	115.67	124.93
33	cF	201	CYC	C2D-C1D-ND	4.43	113.63	107.40
33	d5	201	CYC	CMD-C2D-C1D	4.43	132.05	125.56
33	d6	201	CYC	CMD-C2D-C1D	4.43	132.05	125.56
33	l3	201	CYC	C2B-C1B-NB	4.43	113.47	106.99
43	BE	615	BCR	C10-C11-C12	-4.43	109.40	123.22
33	b6	201	CYC	CMD-C2D-C1D	4.43	132.04	125.56
33	b8	201	CYC	CMD-C2D-C1D	4.43	132.04	125.56
43	hD	105	BCR	C33-C5-C4	4.43	122.12	113.62
33	j6	201	CYC	C2B-C1B-NB	4.43	113.47	106.99
43	bE	616	BCR	C10-C11-C12	-4.43	109.40	123.22
33	QG	201	CYC	C2B-C1B-NB	4.43	113.47	106.99
33	W4	201	CYC	CHD-C1D-ND	-4.43	115.18	125.32
33	sB	201	CYC	C1B-C2B-C3B	-4.43	103.25	107.87
33	a4	201	CYC	C1B-NB-C4B	-4.42	105.04	110.67
33	bI	201	CYC	CMD-C2D-C1D	4.42	132.04	125.56
33	WB	201	CYC	CHD-C1D-ND	-4.42	115.19	125.32
33	AG	201	CYC	C4D-C3D-C2D	-4.42	102.39	107.62
33	bA	201	CYC	CMD-C2D-C1D	4.42	132.04	125.56
33	l6	201	CYC	C2B-C1B-NB	4.42	113.46	106.99
33	hK	201	CYC	CHD-C1D-ND	-4.42	115.19	125.32

Continued on next page...

Continued from previous page...

Mol	Chain	Res	Type	Atoms	Z	Observed(^{o})	Ideal(^{o})
36	c1	510	CLA	C4A-NA-C1A	4.42	108.69	106.71
33	j9	201	CYC	C2B-C1B-NB	4.42	113.46	106.99
33	jA	201	CYC	C2B-C1B-NB	4.42	113.46	106.99
43	b1	616	BCR	C10-C11-C12	-4.42	109.42	123.22
33	s4	201	CYC	C1B-C2B-C3B	-4.42	103.26	107.87
33	OB	201	CYC	C1B-C2B-C3B	-4.42	103.26	107.87
33	aF	201	CYC	C4D-C3D-C2D	-4.42	102.40	107.62
33	QL	201	CYC	CAB-C3B-C4B	4.42	128.36	121.38
33	jH	201	CYC	C2B-C1B-NB	4.42	113.46	106.99
33	lH	201	CYC	C2B-C1B-NB	4.42	113.46	106.99
33	4L	201	CYC	C1D-C2D-C3D	-4.42	102.16	107.79
33	PB	201	CYC	CMA-C3A-C4A	4.42	131.87	125.06
33	b9	201	CYC	CMD-C2D-C1D	4.42	132.03	125.56
33	X4	201	CYC	CHD-C1D-ND	-4.42	115.20	125.32
33	f6	201	CYC	CMD-C2D-C1D	4.42	132.03	125.56
33	OB	201	CYC	CAB-C3B-C4B	4.42	128.35	121.38
33	P4	201	CYC	CMA-C3A-C4A	4.42	131.86	125.06
47	ED	101	HEM	CHC-C4B-NB	4.41	129.22	124.42
36	BE	614	CLA	CHD-C1D-ND	-4.41	120.40	124.45
47	fE	101	HEM	CHC-C4B-NB	4.41	129.21	124.42
33	QL	201	CYC	C2B-C1B-NB	4.41	113.45	106.99
33	2L	201	CYC	OB-C4B-C3B	-4.41	123.25	128.04
33	QL	201	CYC	C2A-C1A-NA	4.41	116.47	110.05
33	jI	201	CYC	C2B-C1B-NB	4.41	113.45	106.99
33	l7	201	CYC	CMD-C2D-C1D	4.41	132.02	125.56
33	W4	201	CYC	C3D-C4D-ND	4.41	113.51	107.57
33	dA	201	CYC	C2B-C1B-NB	4.41	113.45	106.99
33	b5	201	CYC	CMD-C2D-C1D	4.41	132.02	125.56
33	fC	201	CYC	CMD-C2D-C1D	4.41	132.02	125.56
33	lC	201	CYC	CMD-C2D-C1D	4.41	132.02	125.56
33	O4	201	CYC	C1B-C2B-C3B	-4.41	103.27	107.87
33	LK	201	CYC	C2D-C1D-ND	4.41	113.60	107.40
43	h1	105	BCR	C33-C5-C4	4.41	122.09	113.62
33	dH	201	CYC	C2B-C1B-NB	4.41	113.44	106.99
33	dI	201	CYC	C2B-C1B-NB	4.41	113.44	106.99
33	b3	201	CYC	CMD-C2D-C1D	4.41	132.02	125.56
33	f7	201	CYC	CMD-C2D-C1D	4.41	132.02	125.56
33	l5	201	CYC	C2B-C1B-NB	4.41	113.44	106.99
47	fD	101	HEM	CHC-C4B-NB	4.41	129.21	124.42
33	l7	201	CYC	C2B-C1B-NB	4.41	113.44	106.99
33	dC	201	CYC	C2B-C1B-NB	4.41	113.44	106.99
33	lJ	201	CYC	C2B-C1B-NB	4.41	113.44	106.99

Continued on next page...

Continued from previous page...

Mol	Chain	Res	Type	Atoms	Z	Observed(^{o})	Ideal(^{o})
33	O4	201	CYC	CAB-C3B-C4B	4.41	128.34	121.38
33	l2	201	CYC	C2B-C1B-NB	4.41	113.44	106.99
33	t4	1001	CYC	C2B-C1B-NB	4.41	113.44	106.99
33	j8	201	CYC	C2B-C1B-NB	4.41	113.44	106.99
33	l9	201	CYC	C2B-C1B-NB	4.41	113.44	106.99
33	r4	201	CYC	CAB-C3B-C4B	4.41	128.34	121.38
33	QB	201	CYC	C3D-C4D-ND	4.41	113.50	107.57
33	d2	201	CYC	C2B-C1B-NB	4.41	113.44	106.99
33	j3	201	CYC	C2B-C1B-NB	4.41	113.44	106.99
33	lA	201	CYC	C2B-C1B-NB	4.41	113.44	106.99
33	PB	201	CYC	C1B-NB-C4B	-4.40	105.06	110.67
33	P4	201	CYC	C1B-NB-C4B	-4.40	105.06	110.67
43	bE	617	BCR	C24-C23-C22	-4.40	119.58	126.23
33	fJ	201	CYC	CMD-C2D-C1D	4.40	132.01	125.56
33	j2	201	CYC	C2B-C1B-NB	4.40	113.43	106.99
33	jJ	201	CYC	C2B-C1B-NB	4.40	113.43	106.99
33	l5	201	CYC	CMD-C2D-C1D	4.40	132.00	125.56
33	R4	201	CYC	C4D-C3D-C2D	-4.40	102.42	107.62
33	9K	201	CYC	C1B-NB-C4B	-4.40	105.07	110.67
33	b3	201	CYC	C2B-C1B-NB	4.40	113.43	106.99
33	f3	201	CYC	CMD-C2D-C1D	4.40	132.00	125.56
33	XB	201	CYC	CHD-C1D-ND	-4.40	115.24	125.32
33	RB	201	CYC	C4D-C3D-C2D	-4.40	102.42	107.62
39	jE	102	LMG	O7-C10-C11	4.40	120.98	111.50
33	QG	201	CYC	C2A-C1A-NA	4.40	116.45	110.05
33	y4	201	CYC	CMC-C2C-C1C	-4.40	102.92	112.40
33	4G	201	CYC	C1B-NB-C4B	-4.40	105.07	110.67
33	lI	201	CYC	CMD-C2D-C1D	4.40	132.00	125.56
43	CE	516	BCR	C24-C23-C22	4.40	132.88	126.23
33	aK	201	CYC	C4D-C3D-C2D	-4.39	102.43	107.62
33	d5	201	CYC	C2B-C1B-NB	4.39	113.42	106.99
33	fH	201	CYC	CMD-C2D-C1D	4.39	131.99	125.56
43	CD	516	BCR	C24-C23-C22	4.39	132.87	126.23
33	LF	201	CYC	C2D-C1D-ND	4.39	113.57	107.40
33	f9	201	CYC	CMD-C2D-C1D	4.39	131.99	125.56
33	h6	201	CYC	C2B-C1B-NB	4.39	113.42	106.99
33	fI	201	CYC	CMD-C2D-C1D	4.39	131.99	125.56
33	d7	201	CYC	C2B-C1B-NB	4.39	113.41	106.99
33	jC	201	CYC	C2B-C1B-NB	4.39	113.41	106.99
43	bD	617	BCR	C24-C23-C22	-4.39	119.61	126.23
33	yB	201	CYC	CMC-C2C-C1C	-4.39	102.95	112.40
33	d9	201	CYC	C2B-C1B-NB	4.38	113.41	106.99

Continued on next page...

Continued from previous page...

Mol	Chain	Res	Type	Atoms	Z	Observed(^{o})	Ideal(^{o})
33	fA	201	CYC	CMD-C2D-C1D	4.38	131.98	125.56
33	lH	201	CYC	CMD-C2D-C1D	4.38	131.98	125.56
43	b1	617	BCR	C24-C23-C22	-4.38	119.61	126.23
36	B1	614	CLA	CHD-C1D-ND	-4.38	120.43	124.45
39	jD	102	LMG	O7-C10-C11	4.38	120.95	111.50
33	SG	201	CYC	C2B-C1B-NB	4.38	113.40	106.99
33	l9	201	CYC	CMD-C2D-C1D	4.38	131.98	125.56
43	XE	102	BCR	C33-C5-C4	4.38	122.03	113.62
33	h8	201	CYC	C2B-C1B-NB	4.38	113.40	106.99
33	l2	201	CYC	CMD-C2D-C1D	4.38	131.98	125.56
33	bJ	201	CYC	C2B-C1B-NB	4.38	113.40	106.99
33	f5	201	CYC	CMD-C2D-C1D	4.38	131.98	125.56
33	hA	201	CYC	C2B-C1B-NB	4.38	113.40	106.99
33	lJ	201	CYC	CMD-C2D-C1D	4.38	131.97	125.56
33	rB	201	CYC	CAB-C3B-C4B	4.38	128.30	121.38
33	d8	201	CYC	C2B-C1B-NB	4.38	113.40	106.99
33	f8	201	CYC	CMD-C2D-C1D	4.38	131.97	125.56
33	bI	201	CYC	C2B-C1B-NB	4.38	113.39	106.99
43	CE	519	BCR	C11-C10-C9	-4.38	121.06	127.31
33	h7	201	CYC	C2B-C1B-NB	4.38	113.39	106.99
33	yB	201	CYC	C2D-C1D-ND	4.38	113.55	107.40
43	C1	516	BCR	C24-C23-C22	4.38	132.85	126.23
33	HG	201	CYC	C2A-C1A-NA	4.37	116.41	110.05
43	XD	102	BCR	C33-C5-C4	4.37	122.02	113.62
33	fC	201	CYC	C2B-C1B-NB	4.37	113.39	106.99
33	SL	201	CYC	C2B-C1B-NB	4.37	113.39	106.99
33	b2	201	CYC	C2B-C1B-NB	4.37	113.39	106.99
33	hC	201	CYC	C2B-C1B-NB	4.37	113.39	106.99
43	CD	519	BCR	C11-C10-C9	-4.37	121.07	127.31
33	lA	201	CYC	CMD-C2D-C1D	4.37	131.96	125.56
47	f1	101	HEM	CHC-C4B-NB	4.37	129.17	124.42
33	ZB	201	CYC	CAB-C3B-C4B	4.37	128.28	121.38
33	h3	201	CYC	C2B-C1B-NB	4.37	113.39	106.99
33	q4	201	CYC	CMA-C3A-C4A	4.37	131.79	125.06
33	OG	201	CYC	C1B-NB-C4B	-4.37	105.11	110.67
39	j1	102	LMG	O7-C10-C11	4.37	120.92	111.50
33	d3	201	CYC	C2B-C1B-NB	4.37	113.38	106.99
33	l3	201	CYC	CMD-C2D-C1D	4.37	131.96	125.56
33	4L	201	CYC	C1B-NB-C4B	-4.37	105.11	110.67
36	BD	614	CLA	CHD-C1D-ND	-4.37	120.44	124.45
33	fA	201	CYC	C2B-C1B-NB	4.37	113.38	106.99
33	l8	201	CYC	CMD-C2D-C1D	4.37	131.96	125.56

Continued on next page...

Continued from previous page...

Mol	Chain	Res	Type	Atoms	Z	Observed(^{o})	Ideal(^{o})
33	qB	201	CYC	CMA-C3A-C4A	4.37	131.79	125.06
33	f2	201	CYC	CMD-C2D-C1D	4.37	131.96	125.56
33	Z4	201	CYC	CAB-C3B-C4B	4.37	128.28	121.38
33	b5	201	CYC	C2B-C1B-NB	4.37	113.38	106.99
33	h2	201	CYC	C2B-C1B-NB	4.37	113.38	106.99
33	y4	201	CYC	C2D-C1D-ND	4.37	113.54	107.40
33	OL	201	CYC	C1B-NB-C4B	-4.37	105.11	110.67
43	cD	519	BCR	C3-C4-C5	-4.36	106.28	114.08
43	cE	519	BCR	C3-C4-C5	-4.36	106.28	114.08
33	h9	201	CYC	C2B-C1B-NB	4.36	113.38	106.99
36	cE	510	CLA	C4A-NA-C1A	4.36	108.67	106.71
33	f7	201	CYC	C2B-C1B-NB	4.36	113.38	106.99
33	f2	201	CYC	C2B-C1B-NB	4.36	113.37	106.99
33	f8	201	CYC	C2B-C1B-NB	4.36	113.37	106.99
33	fH	201	CYC	C2B-C1B-NB	4.36	113.37	106.99
43	X1	102	BCR	C33-C5-C4	4.36	121.99	113.62
43	C1	519	BCR	C11-C10-C9	-4.36	121.09	127.31
33	bH	201	CYC	C2B-C1B-NB	4.36	113.37	106.99
33	zB	201	CYC	CMB-C2B-C1B	4.36	129.61	124.17
33	HL	201	CYC	C2A-C1A-NA	4.36	116.39	110.05
33	hH	201	CYC	C2B-C1B-NB	4.36	113.37	106.99
33	9F	201	CYC	C1B-NB-C4B	-4.36	105.12	110.67
33	LG	201	CYC	C2D-C1D-ND	4.36	113.53	107.40
33	i6	202	CYC	C2A-C1A-NA	4.36	116.39	110.05
43	bE	617	BCR	C16-C17-C18	-4.36	121.09	127.31
33	b7	201	CYC	C2B-C1B-NB	4.36	113.37	106.99
33	hJ	201	CYC	C2B-C1B-NB	4.36	113.37	106.99
33	b8	201	CYC	C2B-C1B-NB	4.36	113.37	106.99
33	l6	201	CYC	CMD-C2D-C1D	4.36	131.94	125.56
33	f3	201	CYC	C2B-C1B-NB	4.36	113.37	106.99
33	s4	201	CYC	OC-C1C-C2C	-4.36	122.71	126.17
33	X4	201	CYC	C2B-C1B-NB	4.36	113.36	106.99
33	f6	201	CYC	C2B-C1B-NB	4.36	113.36	106.99
33	TG	201	CYC	C1D-C2D-C3D	-4.36	102.24	107.79
43	b1	617	BCR	C16-C17-C18	-4.36	121.09	127.31
33	fI	201	CYC	C2B-C1B-NB	4.35	113.36	106.99
33	LL	201	CYC	C2D-C1D-ND	4.35	113.52	107.40
33	a4	201	CYC	C2D-C1D-ND	4.35	113.52	107.40
36	cD	510	CLA	C4A-NA-C1A	4.35	108.66	106.71
33	hI	201	CYC	C2B-C1B-NB	4.35	113.36	106.99
33	kK	201	CYC	C1B-C2B-C3B	-4.35	103.33	107.87
33	z4	201	CYC	CMB-C2B-C1B	4.35	129.60	124.17

Continued on next page...

Continued from previous page...

Mol	Chain	Res	Type	Atoms	Z	Observed(^{o})	Ideal(^{o})
33	hA	201	CYC	CMD-C2D-C1D	4.35	131.93	125.56
33	5L	201	CYC	C2A-C1A-NA	4.35	116.38	110.05
33	uB	201	CYC	C1D-C2D-C3D	-4.35	102.25	107.79
43	BD	616	BCR	C16-C17-C18	-4.35	121.10	127.31
33	f9	201	CYC	C2B-C1B-NB	4.35	113.36	106.99
33	9K	201	CYC	C2B-C1B-NB	4.35	113.36	106.99
33	kF	201	CYC	C1B-C2B-C3B	-4.35	103.33	107.87
33	hI	201	CYC	CMD-C2D-C1D	4.35	131.93	125.56
43	c1	519	BCR	C3-C4-C5	-4.35	106.31	114.08
33	i7	202	CYC	C2A-C1A-NA	4.35	116.37	110.05
33	JF	201	CYC	CAB-C3B-C4B	4.35	128.25	121.38
33	fJ	201	CYC	C2B-C1B-NB	4.35	113.35	106.99
47	EE	101	HEM	CHC-C4B-NB	4.35	129.14	124.42
33	h3	201	CYC	CMD-C2D-C1D	4.35	131.92	125.56
33	CB	1001	CYC	OC-C1C-C2C	-4.35	122.72	126.17
33	JK	201	CYC	CAB-C3B-C4B	4.34	128.24	121.38
33	XB	201	CYC	C2B-C1B-NB	4.34	113.35	106.99
33	h5	201	CYC	CMD-C2D-C1D	4.34	131.92	125.56
33	hC	201	CYC	CMD-C2D-C1D	4.34	131.92	125.56
43	bD	617	BCR	C16-C17-C18	-4.34	121.11	127.31
42	A1	411	LHG	O7-C7-C8	4.34	120.86	111.50
42	AD	411	LHG	O7-C7-C8	4.34	120.85	111.50
33	b6	201	CYC	C2B-C1B-NB	4.34	113.34	106.99
33	TL	201	CYC	C1D-C2D-C3D	-4.34	102.27	107.79
33	bC	201	CYC	C2B-C1B-NB	4.34	113.34	106.99
33	h7	201	CYC	CMD-C2D-C1D	4.34	131.91	125.56
33	iC	202	CYC	C2A-C1A-NA	4.34	116.36	110.05
43	ZE	102	BCR	C7-C8-C9	-4.34	119.68	126.23
43	B1	616	BCR	C16-C17-C18	-4.34	121.12	127.31
33	i3	202	CYC	C2A-C1A-NA	4.33	116.35	110.05
33	aB	201	CYC	C2D-C1D-ND	4.33	113.49	107.40
42	AE	411	LHG	O7-C7-C8	4.33	120.84	111.50
43	BE	616	BCR	C16-C17-C18	-4.33	121.13	127.31
33	j5	201	CYC	C2D-C1D-ND	4.33	113.49	107.40
33	sB	201	CYC	OC-C1C-C2C	-4.33	122.73	126.17
33	h6	201	CYC	CMD-C2D-C1D	4.33	131.90	125.56
33	hH	201	CYC	CMD-C2D-C1D	4.33	131.90	125.56
33	JK	201	CYC	CMA-C3A-C4A	4.33	131.73	125.06
33	1G	201	CYC	CHB-C1B-NB	-4.33	116.77	126.06
38	D1	413	SQD	O47-C7-C8	4.33	120.83	111.50
33	JL	201	CYC	C1D-C2D-C3D	-4.33	102.28	107.79
33	i8	202	CYC	C2A-C1A-NA	4.33	116.34	110.05

Continued on next page...

Continued from previous page...

Mol	Chain	Res	Type	Atoms	Z	Observed(^{o})	Ideal(^{o})
33	9F	201	CYC	C2B-C1B-NB	4.33	113.32	106.99
33	VG	201	CYC	C1B-NB-C4B	-4.33	105.16	110.67
33	C4	1001	CYC	OC-C1C-C2C	-4.33	122.73	126.17
33	b9	201	CYC	C2B-C1B-NB	4.33	113.32	106.99
33	bA	201	CYC	C2B-C1B-NB	4.33	113.32	106.99
33	JG	201	CYC	CHD-C1D-ND	-4.33	115.41	125.32
33	JL	201	CYC	CHD-C1D-ND	-4.32	115.41	125.32
43	BE	616	BCR	C24-C23-C22	-4.32	119.70	126.23
36	BE	614	CLA	C4A-NA-C1A	4.32	108.65	106.71
33	iH	202	CYC	C2A-C1A-NA	4.32	116.34	110.05
33	h9	201	CYC	CMD-C2D-C1D	4.32	131.89	125.56
33	rB	201	CYC	C2B-C1B-NB	4.32	113.32	106.99
33	hJ	201	CYC	CMD-C2D-C1D	4.32	131.89	125.56
33	jA	201	CYC	C2D-C1D-ND	4.32	113.47	107.40
33	u4	201	CYC	C1D-C2D-C3D	-4.32	102.29	107.79
33	h5	201	CYC	C2B-C1B-NB	4.32	113.31	106.99
38	d1	414	SQD	O47-C7-C8	4.32	120.81	111.50
33	h2	201	CYC	CMD-C2D-C1D	4.32	131.89	125.56
33	JF	201	CYC	CMA-C3A-C4A	4.32	131.72	125.06
33	JG	201	CYC	C1D-C2D-C3D	-4.32	102.29	107.79
33	nF	202	CYC	C1D-C2D-C3D	-4.32	102.29	107.79
33	jJ	201	CYC	C2D-C1D-ND	4.32	113.47	107.40
47	EE	101	HEM	C4C-NC-C1C	4.32	109.58	105.35
33	gK	201	CYC	CHD-C1D-ND	-4.32	115.43	125.32
33	h8	201	CYC	CMD-C2D-C1D	4.32	131.88	125.56
38	dE	414	SQD	O47-C7-C8	4.32	120.81	111.50
33	1L	201	CYC	CHB-C1B-NB	-4.32	116.79	126.06
33	nK	201	CYC	CMB-C2B-C1B	4.32	129.56	124.17
33	RB	201	CYC	C2A-C1A-NA	4.32	116.33	110.05
43	BD	616	BCR	C24-C23-C22	-4.31	119.72	126.23
33	iI	202	CYC	C2A-C1A-NA	4.31	116.32	110.05
33	i2	202	CYC	C2A-C1A-NA	4.31	116.32	110.05
33	f5	201	CYC	C2B-C1B-NB	4.31	113.30	106.99
33	j9	201	CYC	C2D-C1D-ND	4.31	113.46	107.40
33	nF	201	CYC	CMB-C2B-C1B	4.31	129.55	124.17
33	R4	201	CYC	C2A-C1A-NA	4.31	116.32	110.05
47	ED	101	HEM	C1B-NB-C4B	4.31	109.53	105.07
47	fE	101	HEM	C1B-NB-C4B	4.31	109.53	105.07
33	r4	201	CYC	C2B-C1B-NB	4.31	113.30	106.99
33	d8	201	CYC	C2D-C1D-ND	4.31	113.46	107.40
33	7G	201	CYC	CAB-C3B-C4B	4.31	128.19	121.38
33	6G	201	CYC	CHB-C4A-NA	-4.31	115.92	124.93

Continued on next page...

Continued from previous page...

Mol	Chain	Res	Type	Atoms	Z	Observed(^{o})	Ideal(^{o})
33	gF	201	CYC	CHD-C1D-ND	-4.31	115.45	125.32
33	i5	202	CYC	C2A-C1A-NA	4.31	116.32	110.05
43	kD	102	BCR	C7-C8-C9	-4.31	119.72	126.23
38	DD	414	SQD	O47-C7-C8	4.31	120.79	111.50
33	5G	201	CYC	C2A-C1A-NA	4.31	116.32	110.05
33	jC	201	CYC	C2D-C1D-ND	4.31	113.46	107.40
33	6L	201	CYC	CHB-C4A-NA	-4.31	115.92	124.93
36	b1	615	CLA	C4A-NA-C1A	4.31	108.64	106.71
33	j2	201	CYC	C2D-C1D-ND	4.31	113.45	107.40
33	nK	202	CYC	C1D-C2D-C3D	-4.31	102.30	107.79
33	jH	201	CYC	C2D-C1D-ND	4.31	113.45	107.40
33	jI	201	CYC	C2D-C1D-ND	4.31	113.45	107.40
38	dD	414	SQD	O47-C7-C8	4.31	120.78	111.50
33	j7	201	CYC	C2D-C1D-ND	4.31	113.45	107.40
33	j3	201	CYC	C2D-C1D-ND	4.31	113.45	107.40
33	iA	202	CYC	C2A-C1A-NA	4.30	116.31	110.05
33	NG	201	CYC	CMD-C2D-C1D	4.30	131.86	125.56
43	B1	616	BCR	C24-C23-C22	-4.30	119.73	126.23
43	kE	102	BCR	C7-C8-C9	-4.30	119.73	126.23
47	ED	101	HEM	C4C-NC-C1C	4.30	109.56	105.35
33	iJ	202	CYC	C2A-C1A-NA	4.30	116.31	110.05
38	DE	414	SQD	O47-C7-C8	4.30	120.77	111.50
33	e8	201	CYC	C2A-C1A-NA	4.30	116.30	110.05
33	9F	201	CYC	C4D-C3D-C2D	-4.30	102.54	107.62
33	9K	201	CYC	C4D-C3D-C2D	-4.30	102.54	107.62
33	hF	201	CYC	CHB-C1B-NB	-4.30	116.83	126.06
36	B1	614	CLA	C4A-NA-C1A	4.30	108.64	106.71
43	k1	102	BCR	C7-C8-C9	-4.30	119.74	126.23
33	aF	201	CYC	C1A-C2A-C3A	-4.30	102.03	106.78
33	B4	1001	CYC	CAD-C3D-C4D	4.30	132.60	125.76
33	7L	201	CYC	CAB-C3B-C4B	4.30	128.16	121.38
33	i9	202	CYC	C2A-C1A-NA	4.30	116.30	110.05
33	j6	201	CYC	C2D-C1D-ND	4.30	113.44	107.40
33	aK	201	CYC	C1A-C2A-C3A	-4.29	102.03	106.78
33	VL	201	CYC	C1B-NB-C4B	-4.29	105.20	110.67
43	cE	515	BCR	C38-C26-C27	4.29	121.86	113.62
33	YF	201	CYC	CHB-C1B-NB	-4.29	116.84	126.06
47	E1	101	HEM	C1B-NB-C4B	4.29	109.50	105.07
33	IL	201	CYC	OB-C4B-C3B	-4.29	123.39	128.04
33	j8	201	CYC	C2D-C1D-ND	4.29	113.43	107.40
43	cD	515	BCR	C38-C26-C27	4.29	121.85	113.62
33	BB	1001	CYC	CAD-C3D-C4D	4.29	132.59	125.76

Continued on next page...

Continued from previous page...

Mol	Chain	Res	Type	Atoms	Z	Observed(^{o})	Ideal(^{o})
33	BB	1002	CYC	OC-C1C-C2C	-4.29	122.76	126.17
43	CD	520	BCR	C7-C8-C9	-4.29	119.76	126.23
33	dJ	201	CYC	C2D-C1D-ND	4.29	113.42	107.40
47	f1	101	HEM	C4C-NC-C1C	4.28	109.54	105.35
47	E1	101	HEM	C4C-NC-C1C	4.28	109.54	105.35
33	NL	201	CYC	CMD-C2D-C1D	4.28	131.83	125.56
33	YK	201	CYC	CHB-C1B-NB	-4.28	116.86	126.06
33	hK	201	CYC	CHB-C1B-NB	-4.28	116.86	126.06
47	f1	101	HEM	C1B-NB-C4B	4.28	109.50	105.07
47	fD	101	HEM	C1B-NB-C4B	4.28	109.50	105.07
33	dK	201	CYC	CHB-C1B-NB	-4.28	116.86	126.06
43	c1	515	BCR	C38-C26-C27	4.28	121.84	113.62
33	d7	201	CYC	C2D-C1D-ND	4.28	113.42	107.40
36	AD	405	CLA	O2D-CGD-CBD	4.28	118.88	111.27
33	e3	201	CYC	C2A-C1A-NA	4.28	116.28	110.05
33	KG	201	CYC	C1B-NB-C4B	-4.28	105.22	110.67
33	IG	201	CYC	OB-C4B-C3B	-4.28	123.39	128.04
47	EE	101	HEM	C1B-NB-C4B	4.28	109.49	105.07
33	g8	202	CYC	C2A-C1A-NA	4.28	116.28	110.05
33	gK	201	CYC	CHA-C1A-C2A	-4.28	115.42	125.32
33	b6	201	CYC	C2D-C1D-ND	4.28	113.41	107.40
36	A1	405	CLA	O2D-CGD-CBD	4.28	118.87	111.27
33	KL	201	CYC	C1B-NB-C4B	-4.28	105.22	110.67
33	gF	201	CYC	CHA-C1A-C2A	-4.28	115.42	125.32
33	hI	201	CYC	C2D-C1D-ND	4.28	113.41	107.40
33	dH	201	CYC	C2D-C1D-ND	4.28	113.41	107.40
33	f5	201	CYC	C2D-C1D-ND	4.28	113.41	107.40
43	Z1	102	BCR	C7-C8-C9	-4.28	119.77	126.23
33	d2	201	CYC	C2D-C1D-ND	4.28	113.41	107.40
33	dI	201	CYC	C2D-C1D-ND	4.28	113.41	107.40
33	kK	201	CYC	C2D-C1D-ND	4.28	113.41	107.40
33	mK	201	CYC	C1B-NB-C4B	-4.28	105.23	110.67
38	LE	102	SQD	O47-C7-C8	4.27	120.71	111.50
33	wB	201	CYC	CHA-C4D-C3D	-4.27	117.51	127.15
33	e5	201	CYC	C2A-C1A-NA	4.27	116.27	110.05
33	eJ	201	CYC	C2A-C1A-NA	4.27	116.27	110.05
33	dF	201	CYC	CHB-C1B-NB	-4.27	116.88	126.06
33	s4	201	CYC	C2C-C1C-NC	4.27	111.96	108.27
36	bE	615	CLA	CHD-C1D-ND	-4.27	120.53	124.45
33	d9	201	CYC	C2D-C1D-ND	4.27	113.41	107.40
33	eH	201	CYC	C2A-C1A-NA	4.27	116.26	110.05
33	w4	201	CYC	CHA-C4D-C3D	-4.27	117.51	127.15

Continued on next page...

Continued from previous page...

Mol	Chain	Res	Type	Atoms	Z	Observed(^{o})	Ideal(^{o})
33	eI	201	CYC	C2A-C1A-NA	4.27	116.26	110.05
33	e9	201	CYC	C2A-C1A-NA	4.27	116.26	110.05
33	v4	201	CYC	OC-C1C-C2C	-4.27	122.78	126.17
33	b2	201	CYC	C2D-C1D-ND	4.27	113.40	107.40
33	kF	201	CYC	C2D-C1D-ND	4.27	113.40	107.40
33	g9	202	CYC	C2A-C1A-NA	4.27	116.26	110.05
33	B4	1002	CYC	OC-C1C-C2C	-4.27	122.78	126.17
33	TB	201	CYC	C2D-C1D-ND	4.27	113.40	107.40
33	b7	201	CYC	C2D-C1D-ND	4.27	113.40	107.40
33	gI	301	CYC	C2A-C1A-NA	4.27	116.25	110.05
33	QL	201	CYC	CHD-C1D-ND	-4.27	115.55	125.32
33	kK	201	CYC	CMA-C3A-C4A	4.27	131.63	125.06
33	mF	201	CYC	C1B-NB-C4B	-4.26	105.24	110.67
33	e7	201	CYC	C2A-C1A-NA	4.26	116.25	110.05
38	LD	102	SQD	O47-C7-C8	4.26	120.69	111.50
33	tB	1001	CYC	C1B-NB-C4B	-4.26	105.24	110.67
33	P4	201	CYC	C1B-C2B-C3B	-4.26	103.42	107.87
33	f7	201	CYC	C2D-C1D-ND	4.26	113.39	107.40
33	hA	201	CYC	C2D-C1D-ND	4.26	113.39	107.40
33	JF	201	CYC	C4D-C3D-C2D	-4.26	102.58	107.62
33	PB	201	CYC	C1B-C2B-C3B	-4.26	103.42	107.87
33	h2	201	CYC	C2D-C1D-ND	4.26	113.39	107.40
33	dC	201	CYC	C2D-C1D-ND	4.26	113.39	107.40
33	eC	201	CYC	C2A-C1A-NA	4.26	116.25	110.05
33	d3	201	CYC	C2D-C1D-ND	4.26	113.39	107.40
33	e6	201	CYC	C2A-C1A-NA	4.26	116.25	110.05
33	h3	201	CYC	C2D-C1D-ND	4.26	113.39	107.40
33	d6	201	CYC	C2D-C1D-ND	4.26	113.39	107.40
38	L1	102	SQD	O47-C7-C8	4.26	120.68	111.50
33	dA	201	CYC	C2D-C1D-ND	4.26	113.38	107.40
33	hC	201	CYC	C2D-C1D-ND	4.26	113.38	107.40
43	hD	105	BCR	C1-C6-C5	-4.26	116.62	122.61
36	b1	615	CLA	CHD-C1D-ND	-4.26	120.54	124.45
33	d5	201	CYC	C2D-C1D-ND	4.26	113.38	107.40
33	sB	201	CYC	C2C-C1C-NC	4.26	111.94	108.27
33	f3	201	CYC	C2D-C1D-ND	4.26	113.38	107.40
33	b5	201	CYC	C2D-C1D-ND	4.26	113.38	107.40
33	h5	201	CYC	C2D-C1D-ND	4.26	113.38	107.40
33	g6	202	CYC	C2A-C1A-NA	4.26	116.24	110.05
36	AE	405	CLA	O2D-CGD-CBD	4.26	118.83	111.27
33	hK	201	CYC	CMA-C3A-C2A	-4.26	114.56	126.12
33	T4	201	CYC	C2D-C1D-ND	4.26	113.38	107.40

Continued on next page...

Continued from previous page...

Mol	Chain	Res	Type	Atoms	Z	Observed(^{o})	Ideal(^{o})
33	lC	201	CYC	C2D-C1D-ND	4.26	113.38	107.40
33	w4	201	CYC	CHB-C4A-NA	-4.25	116.03	124.93
36	CE	510	CLA	C4D-C3D-CAD	-4.25	103.08	108.10
33	QG	201	CYC	CHD-C1D-ND	-4.25	115.57	125.32
39	J1	102	LMG	O7-C10-C11	4.25	120.67	111.50
38	L1	101	SQD	O47-C7-C8	4.25	120.67	111.50
33	k8	201	CYC	C2A-C1A-NA	4.25	116.24	110.05
43	cE	519	BCR	C15-C14-C13	-4.25	121.24	127.31
47	fD	101	HEM	C4C-NC-C1C	4.25	109.51	105.35
33	g3	202	CYC	C2A-C1A-NA	4.25	116.23	110.05
33	hF	201	CYC	CMA-C3A-C2A	-4.25	114.57	126.12
38	LD	101	SQD	O47-C7-C8	4.25	120.66	111.50
43	hE	105	BCR	C1-C6-C5	-4.25	116.62	122.61
38	AD	407	SQD	O47-C7-C8	4.25	120.66	111.50
33	fI	201	CYC	C2D-C1D-ND	4.25	113.38	107.40
36	bD	615	CLA	CHD-C1D-ND	-4.25	120.55	124.45
33	JK	201	CYC	C4D-C3D-C2D	-4.25	102.60	107.62
33	g5	202	CYC	C2A-C1A-NA	4.25	116.23	110.05
33	f6	201	CYC	C2D-C1D-ND	4.25	113.37	107.40
47	fE	101	HEM	C4C-NC-C1C	4.25	109.51	105.35
33	gA	301	CYC	C2A-C1A-NA	4.25	116.23	110.05
33	kF	201	CYC	CMA-C3A-C4A	4.25	131.60	125.06
43	cD	515	BCR	C7-C8-C9	-4.25	119.82	126.23
33	h8	201	CYC	C2D-C1D-ND	4.25	113.37	107.40
33	kI	201	CYC	C2A-C1A-NA	4.25	116.23	110.05
33	wB	201	CYC	CHB-C4A-NA	-4.25	116.05	124.93
33	eA	201	CYC	C2A-C1A-NA	4.25	116.22	110.05
33	bI	201	CYC	C2D-C1D-ND	4.25	113.37	107.40
43	c1	519	BCR	C15-C14-C13	-4.24	121.25	127.31
33	HG	201	CYC	C3D-C4D-ND	4.24	113.29	107.57
38	A1	407	SQD	O47-C7-C8	4.24	120.65	111.50
33	h6	201	CYC	C2D-C1D-ND	4.24	113.37	107.40
33	fJ	201	CYC	C2D-C1D-ND	4.24	113.37	107.40
33	cI	201	CYC	C2A-C1A-NA	4.24	116.22	110.05
43	B1	617	BCR	C3-C4-C5	-4.24	106.50	114.08
33	Q4	201	CYC	CHB-C4A-C3A	4.24	135.81	124.90
33	gH	202	CYC	C2A-C1A-NA	4.24	116.22	110.05
33	X4	201	CYC	C1B-NB-C4B	-4.24	105.27	110.67
38	AE	407	SQD	O47-C7-C8	4.24	120.64	111.50
43	ID	102	BCR	C16-C15-C14	-4.24	114.78	123.47
38	LE	101	SQD	O47-C7-C8	4.24	120.64	111.50
33	bH	201	CYC	C2D-C1D-ND	4.24	113.36	107.40

Continued on next page...

Continued from previous page...

Mol	Chain	Res	Type	Atoms	Z	Observed(^{o})	Ideal(^{o})
43	X1	102	BCR	C1-C6-C5	-4.24	116.64	122.61
33	QL	201	CYC	CHA-C1A-C2A	-4.24	115.51	125.32
43	h1	105	BCR	C1-C6-C5	-4.24	116.64	122.61
33	vB	201	CYC	OC-C1C-C2C	-4.24	122.80	126.17
36	bE	615	CLA	C4A-NA-C1A	4.24	108.61	106.71
43	cE	515	BCR	C7-C8-C9	-4.24	119.83	126.23
33	l7	201	CYC	C2D-C1D-ND	4.24	113.36	107.40
33	bA	201	CYC	C2D-C1D-ND	4.24	113.36	107.40
33	fA	201	CYC	C2D-C1D-ND	4.24	113.36	107.40
33	hH	201	CYC	C2D-C1D-ND	4.24	113.36	107.40
39	JD	102	LMG	O7-C10-C11	4.24	120.64	111.50
33	QB	201	CYC	CHB-C4A-C3A	4.24	135.80	124.90
43	IE	102	BCR	C16-C15-C14	-4.24	114.79	123.47
33	k3	201	CYC	C2A-C1A-NA	4.24	116.21	110.05
33	fH	201	CYC	C2D-C1D-ND	4.24	113.35	107.40
33	ZB	201	CYC	OC-C1C-C2C	-4.24	122.81	126.17
43	c1	515	BCR	C7-C8-C9	-4.24	119.83	126.23
33	b8	201	CYC	C2D-C1D-ND	4.24	113.35	107.40
36	bD	615	CLA	C4A-NA-C1A	4.24	108.61	106.71
33	t4	1001	CYC	C1B-NB-C4B	-4.24	105.28	110.67
33	e2	201	CYC	C2A-C1A-NA	4.23	116.21	110.05
33	f9	201	CYC	C2D-C1D-ND	4.23	113.35	107.40
33	k2	201	CYC	C2A-C1A-NA	4.23	116.21	110.05
33	g7	202	CYC	C2A-C1A-NA	4.23	116.21	110.05
33	QG	201	CYC	CHA-C1A-C2A	-4.23	115.53	125.32
33	h9	201	CYC	C2D-C1D-ND	4.23	113.35	107.40
33	bC	201	CYC	C2D-C1D-ND	4.23	113.35	107.40
33	fC	201	CYC	C2D-C1D-ND	4.23	113.35	107.40
33	HL	201	CYC	C3D-C4D-ND	4.23	113.27	107.57
43	XD	102	BCR	C1-C6-C5	-4.23	116.65	122.61
33	k9	201	CYC	C2A-C1A-NA	4.23	116.20	110.05
36	CD	510	CLA	C4D-C3D-CAD	-4.23	103.11	108.10
33	hJ	201	CYC	C2D-C1D-ND	4.23	113.35	107.40
33	h7	201	CYC	C2D-C1D-ND	4.23	113.35	107.40
39	JE	102	LMG	O7-C10-C11	4.23	120.62	111.50
33	b3	201	CYC	C2D-C1D-ND	4.23	113.34	107.40
33	YF	201	CYC	CMA-C3A-C2A	-4.23	114.64	126.12
33	MG	201	CYC	C2A-C1A-NA	4.23	116.20	110.05
33	kH	201	CYC	C2A-C1A-NA	4.23	116.20	110.05
43	BD	617	BCR	C3-C4-C5	-4.23	106.53	114.08
33	c7	201	CYC	C2A-C1A-NA	4.23	116.20	110.05
33	gJ	202	CYC	C2A-C1A-NA	4.23	116.20	110.05

Continued on next page...

Continued from previous page...

Mol	Chain	Res	Type	Atoms	Z	Observed(^{o})	Ideal(^{o})
33	NG	201	CYC	C2D-C1D-ND	4.23	113.34	107.40
33	f8	201	CYC	C2D-C1D-ND	4.23	113.34	107.40
33	YK	201	CYC	CMA-C3A-C2A	-4.23	114.64	126.12
33	GL	201	CYC	C2D-C1D-ND	4.22	113.34	107.40
36	BD	614	CLA	C4A-NA-C1A	4.22	108.61	106.71
33	k5	201	CYC	C2A-C1A-NA	4.22	116.19	110.05
33	f2	201	CYC	C2D-C1D-ND	4.22	113.34	107.40
43	cD	519	BCR	C15-C14-C13	-4.22	121.28	127.31
33	k7	201	CYC	C2A-C1A-NA	4.22	116.19	110.05
33	kA	201	CYC	C2A-C1A-NA	4.22	116.19	110.05
33	k6	201	CYC	C2A-C1A-NA	4.22	116.19	110.05
33	XB	201	CYC	C1B-NB-C4B	-4.22	105.30	110.67
33	SB	201	CYC	C1D-C2D-C3D	-4.22	102.42	107.79
42	a1	412	LHG	O7-C7-C8	4.22	120.59	111.50
33	c9	201	CYC	C2A-C1A-NA	4.22	116.19	110.05
33	cA	201	CYC	C2A-C1A-NA	4.22	116.19	110.05
33	c5	201	CYC	C2A-C1A-NA	4.22	116.19	110.05
33	gC	301	CYC	C2A-C1A-NA	4.22	116.19	110.05
33	oB	201	CYC	C1B-C2B-C3B	-4.22	103.47	107.87
45	A1	412	PHO	C3D-C4D-ND	4.22	113.47	107.72
33	kJ	201	CYC	C2A-C1A-NA	4.22	116.19	110.05
33	AG	201	CYC	C1B-C2B-C3B	-4.22	103.47	107.87
43	BE	617	BCR	C3-C4-C5	-4.22	106.55	114.08
33	OL	201	CYC	OB-C4B-C3B	-4.22	123.47	128.04
33	Z4	201	CYC	OC-C1C-C2C	-4.22	122.82	126.17
33	dF	201	CYC	CMA-C3A-C2A	-4.22	114.67	126.12
43	XE	102	BCR	C1-C6-C5	-4.22	116.68	122.61
33	ZF	201	CYC	OB-C4B-C3B	-4.21	123.47	128.04
33	4L	201	CYC	CHB-C4A-NA	-4.21	116.12	124.93
33	GG	201	CYC	C2D-C1D-ND	4.21	113.32	107.40
33	NL	201	CYC	C2D-C1D-ND	4.21	113.32	107.40
42	aD	411	LHG	O7-C7-C8	4.21	120.58	111.50
33	l5	201	CYC	C2D-C1D-ND	4.21	113.32	107.40
33	cC	201	CYC	C2A-C1A-NA	4.21	116.18	110.05
43	I1	102	BCR	C16-C15-C14	-4.21	114.84	123.47
33	dK	201	CYC	CMA-C3A-C2A	-4.21	114.68	126.12
33	lH	201	CYC	C2D-C1D-ND	4.21	113.32	107.40
42	aE	411	LHG	O7-C7-C8	4.21	120.58	111.50
33	kC	201	CYC	C2A-C1A-NA	4.21	116.17	110.05
33	l2	201	CYC	C2D-C1D-ND	4.21	113.32	107.40
33	cJ	201	CYC	C2A-C1A-NA	4.21	116.17	110.05
33	w4	201	CYC	CMA-C3A-C4A	4.21	131.55	125.06

Continued on next page...

Continued from previous page...

Mol	Chain	Res	Type	Atoms	Z	Observed(^{o})	Ideal(^{o})
33	lI	201	CYC	C2D-C1D-ND	4.21	113.32	107.40
33	c8	201	CYC	C2A-C1A-NA	4.21	116.17	110.05
33	o4	201	CYC	C1B-C2B-C3B	-4.21	103.48	107.87
33	l9	201	CYC	C2D-C1D-ND	4.21	113.31	107.40
33	g2	202	CYC	C2A-C1A-NA	4.21	116.17	110.05
33	OG	201	CYC	OB-C4B-C3B	-4.21	123.48	128.04
33	bJ	201	CYC	C2D-C1D-ND	4.21	113.31	107.40
33	lA	201	CYC	C2D-C1D-ND	4.20	113.31	107.40
36	C1	510	CLA	C4D-C3D-CAD	-4.20	103.14	108.10
33	cH	201	CYC	C2A-C1A-NA	4.20	116.16	110.05
43	b1	618	BCR	C3-C4-C5	-4.20	106.57	114.08
33	b9	201	CYC	C2D-C1D-ND	4.20	113.31	107.40
33	Z4	201	CYC	C1D-C2D-C3D	-4.20	102.44	107.79
33	nK	201	CYC	C4D-C3D-C2D	-4.20	102.65	107.62
33	l6	201	CYC	C2D-C1D-ND	4.20	113.31	107.40
33	ML	201	CYC	C2A-C1A-NA	4.20	116.16	110.05
33	O4	201	CYC	C2D-C1D-ND	4.20	113.30	107.40
33	wB	201	CYC	CMA-C3A-C4A	4.20	131.53	125.06
33	SB	201	CYC	OB-C4B-C3B	-4.20	123.48	128.04
43	bE	618	BCR	C3-C4-C5	-4.20	106.58	114.08
33	6G	201	CYC	C1B-NB-C4B	-4.20	105.32	110.67
33	l8	201	CYC	C2D-C1D-ND	4.20	113.30	107.40
44	hD	104	DGD	O2G-C1B-C2B	4.20	120.55	111.50
33	AL	201	CYC	C1B-C2B-C3B	-4.20	103.49	107.87
43	bD	618	BCR	C3-C4-C5	-4.20	106.58	114.08
44	h1	104	DGD	O2G-C1B-C2B	4.20	120.55	111.50
47	f1	101	HEM	CHD-C1D-ND	4.20	128.98	124.42
43	h1	105	BCR	C24-C23-C22	-4.20	119.89	126.23
33	l3	201	CYC	C2D-C1D-ND	4.20	113.30	107.40
33	V4	201	CYC	C2A-C1A-NA	4.20	116.15	110.05
33	S4	201	CYC	OB-C4B-C3B	-4.19	123.49	128.04
33	c2	201	CYC	C2A-C1A-NA	4.19	116.15	110.05
33	OB	201	CYC	C2D-C1D-ND	4.19	113.29	107.40
33	LL	201	CYC	C1B-C2B-C3B	-4.19	103.50	107.87
33	nF	201	CYC	C4D-C3D-C2D	-4.19	102.67	107.62
33	q4	201	CYC	CHD-C1D-ND	-4.19	115.72	125.32
33	ZK	201	CYC	OB-C4B-C3B	-4.19	123.49	128.04
33	qB	201	CYC	C1D-C2D-C3D	-4.19	102.45	107.79
33	c6	201	CYC	C2A-C1A-NA	4.19	116.14	110.05
33	VB	201	CYC	C2A-C1A-NA	4.19	116.14	110.05
33	RL	201	CYC	C1B-NB-C4B	-4.19	105.34	110.67
44	hE	104	DGD	O2G-C1B-C2B	4.19	120.52	111.50

Continued on next page...

Continued from previous page...

Mol	Chain	Res	Type	Atoms	Z	Observed(^{o})	Ideal(^{o})
43	hD	105	BCR	C24-C23-C22	-4.19	119.91	126.23
33	JF	201	CYC	C3D-C4D-ND	4.18	113.21	107.57
33	ZB	201	CYC	C1D-C2D-C3D	-4.18	102.46	107.79
33	4G	201	CYC	CHB-C4A-NA	-4.18	116.18	124.93
33	RG	201	CYC	C1B-NB-C4B	-4.18	105.34	110.67
33	6L	201	CYC	C1B-NB-C4B	-4.18	105.34	110.67
33	z4	201	CYC	C2D-C1D-ND	4.18	113.28	107.40
33	zB	201	CYC	C2D-C1D-ND	4.18	113.28	107.40
33	RB	201	CYC	CHB-C4A-C3A	4.18	135.65	124.90
33	NG	201	CYC	CHD-C4C-NC	4.18	130.18	125.20
33	qB	201	CYC	CHD-C1D-ND	-4.18	115.75	125.32
38	hD	103	SQD	C46-O48-C23	4.18	132.59	117.12
38	h1	103	SQD	C46-O48-C23	4.18	132.59	117.12
33	JK	201	CYC	C3D-C4D-ND	4.18	113.19	107.57
43	X1	102	BCR	C24-C23-C22	-4.18	119.92	126.23
33	R4	201	CYC	CHB-C4A-C3A	4.17	135.63	124.90
33	S4	201	CYC	C1D-C2D-C3D	-4.17	102.47	107.79
33	q4	201	CYC	C1D-C2D-C3D	-4.17	102.47	107.79
33	lJ	201	CYC	C2D-C1D-ND	4.17	113.26	107.40
43	c1	519	BCR	C7-C8-C9	-4.17	119.93	126.23
33	LG	201	CYC	C1B-C2B-C3B	-4.17	103.52	107.87
38	hE	103	SQD	C46-O48-C23	4.17	132.56	117.12
33	JF	201	CYC	C1B-NB-C4B	-4.17	105.36	110.67
33	BB	1001	CYC	OC-C1C-C2C	-4.17	122.86	126.17
33	KK	201	CYC	CMB-C2B-C1B	4.17	129.37	124.17
43	XE	102	BCR	C24-C23-C22	-4.17	119.94	126.23
43	hE	105	BCR	C24-C23-C22	-4.17	119.94	126.23
33	w4	201	CYC	C1D-C2D-C3D	-4.17	102.48	107.79
33	IG	201	CYC	CAB-C3B-C4B	4.17	127.96	121.38
33	3K	101	CYC	C2B-C1B-NB	4.17	113.09	106.99
33	IL	201	CYC	CAB-C3B-C4B	4.16	127.95	121.38
33	t4	1001	CYC	OB-C4B-C3B	-4.16	123.52	128.04
33	KF	201	CYC	CMB-C2B-C1B	4.16	129.36	124.17
33	gK	201	CYC	C1B-NB-C4B	-4.16	105.37	110.67
33	MK	201	CYC	CAD-CBD-CGD	-4.16	104.65	113.60
47	fD	101	HEM	CHD-C1D-ND	4.16	128.94	124.42
33	Z4	201	CYC	C2B-C1B-NB	4.16	113.08	106.99
33	JK	201	CYC	C1B-NB-C4B	-4.16	105.37	110.67
33	wB	201	CYC	C1D-C2D-C3D	-4.16	102.49	107.79
45	DD	401	PHO	C9-C8-C7	4.16	126.35	111.29
33	QG	201	CYC	CHB-C4A-NA	-4.16	116.24	124.93
47	EE	101	HEM	CHD-C1D-ND	4.16	128.93	124.42

Continued on next page...

Continued from previous page...

Mol	Chain	Res	Type	Atoms	Z	Observed(^{o})	Ideal(^{o})
33	3F	101	CYC	C2B-C1B-NB	4.16	113.07	106.99
33	tB	1001	CYC	OB-C4B-C3B	-4.16	123.53	128.04
38	h1	103	SQD	O47-C7-C8	4.15	120.45	111.50
47	fE	101	HEM	CHD-C1D-ND	4.15	128.93	124.42
33	fK	201	CYC	C1B-NB-C4B	-4.15	105.38	110.67
33	jF	201	CYC	C2B-C1B-NB	4.15	113.07	106.99
33	fF	201	CYC	C1B-NB-C4B	-4.15	105.38	110.67
33	c3	201	CYC	C2A-C1A-NA	4.15	116.09	110.05
43	cD	519	BCR	C7-C8-C9	-4.15	119.96	126.23
38	hD	103	SQD	O47-C7-C8	4.15	120.44	111.50
33	RG	201	CYC	CHA-C4D-C3D	-4.15	117.79	127.15
33	QL	201	CYC	CHB-C4A-NA	-4.15	116.25	124.93
33	MF	201	CYC	CAD-CBD-CGD	-4.15	104.68	113.60
33	NL	201	CYC	CHD-C4C-NC	4.15	130.14	125.20
38	hE	103	SQD	O47-C7-C8	4.15	120.44	111.50
45	aE	412	PHO	CMB-C2B-C3B	4.15	132.44	124.68
33	RL	201	CYC	CHA-C4D-C3D	-4.15	117.80	127.15
33	cK	201	CYC	CMD-C2D-C1D	4.15	131.63	125.56
33	gK	201	CYC	CHB-C4A-NA	-4.15	116.26	124.93
33	gF	201	CYC	C1B-NB-C4B	-4.14	105.39	110.67
33	w4	201	CYC	C2B-C1B-NB	4.14	113.05	106.99
33	jK	201	CYC	C2B-C1B-NB	4.14	113.05	106.99
33	gF	201	CYC	CHB-C4A-NA	-4.14	116.27	124.93
33	V4	201	CYC	CHB-C4A-C3A	4.14	135.55	124.90
47	ED	101	HEM	CHD-C1D-ND	4.14	128.92	124.42
43	XD	102	BCR	C24-C23-C22	-4.14	119.98	126.23
45	a1	413	PHO	CMB-C2B-C3B	4.14	132.43	124.68
45	dD	402	PHO	C3D-C4D-ND	4.14	113.36	107.72
33	v4	201	CYC	CMA-C3A-C4A	4.14	131.44	125.06
33	NG	201	CYC	OC-C1C-C2C	-4.14	122.88	126.17
37	dE	408	PL9	C7-C8-C9	-4.14	119.90	126.79
45	aD	412	PHO	C3D-C4D-ND	4.14	113.36	107.72
33	Z4	201	CYC	CHD-C1D-ND	-4.14	115.84	125.32
33	ZB	201	CYC	C2B-C1B-NB	4.14	113.05	106.99
45	DE	401	PHO	C3D-C4D-ND	4.14	113.36	107.72
37	D1	407	PL9	C7-C8-C9	-4.14	119.90	126.79
33	QL	201	CYC	C1D-C2D-C3D	-4.14	102.52	107.79
33	vB	201	CYC	CMA-C3A-C4A	4.14	131.44	125.06
33	SG	201	CYC	CMA-C3A-C4A	4.14	131.43	125.06
43	cE	519	BCR	C7-C8-C9	-4.14	119.99	126.23
45	d1	402	PHO	C3D-C4D-ND	4.14	113.36	107.72
33	B4	1001	CYC	OC-C1C-C2C	-4.14	122.89	126.17

Continued on next page...

Continued from previous page...

Mol	Chain	Res	Type	Atoms	Z	Observed(^{o})	Ideal(^{o})
33	VB	201	CYC	CHB-C4A-C3A	4.14	135.53	124.90
33	NL	201	CYC	OC-C1C-C2C	-4.13	122.89	126.17
33	gF	201	CYC	C1D-C2D-C3D	-4.13	102.53	107.79
37	d1	408	PL9	C7-C8-C9	-4.13	119.92	126.79
37	dD	408	PL9	C7-C8-C9	-4.13	119.92	126.79
33	Z4	201	CYC	CMD-C2D-C1D	4.13	131.61	125.56
33	QG	201	CYC	C1D-C2D-C3D	-4.13	102.53	107.79
33	IL	201	CYC	CHB-C4A-C3A	4.13	135.51	124.90
33	SL	201	CYC	CMA-C3A-C4A	4.13	131.42	125.06
33	VG	201	CYC	C1B-C2B-C3B	-4.13	103.57	107.87
47	E1	101	HEM	CHD-C1D-ND	4.13	128.90	124.42
38	B1	622	SQD	O47-C7-C8	4.12	120.39	111.50
33	wB	201	CYC	C2B-C1B-NB	4.12	113.02	106.99
33	mF	201	CYC	C1B-C2B-C3B	-4.12	103.57	107.87
33	ZB	201	CYC	CHD-C1D-ND	-4.12	115.88	125.32
38	BE	621	SQD	O47-C7-C8	4.12	120.38	111.50
33	j6	201	CYC	C1B-NB-C4B	-4.12	105.42	110.67
33	IG	201	CYC	CHB-C4A-C3A	4.12	135.50	124.90
33	cF	201	CYC	CMD-C2D-C1D	4.12	131.59	125.56
33	aK	201	CYC	C2A-C1A-NA	4.12	116.04	110.05
33	jK	201	CYC	C2D-C1D-ND	4.12	113.19	107.40
33	JF	201	CYC	C2B-C1B-NB	4.12	113.02	106.99
33	O4	201	CYC	CHD-C1D-ND	-4.12	115.89	125.32
33	gK	201	CYC	C1D-C2D-C3D	-4.12	102.55	107.79
33	aF	201	CYC	C2A-C1A-NA	4.12	116.03	110.05
33	JK	201	CYC	C2B-C1B-NB	4.11	113.01	106.99
33	a4	201	CYC	CHB-C4A-NA	-4.11	116.33	124.93
38	BD	621	SQD	O47-C7-C8	4.11	120.37	111.50
33	jF	201	CYC	C2D-C1D-ND	4.11	113.18	107.40
37	DD	408	PL9	C7-C8-C9	-4.11	119.94	126.79
33	ZF	201	CYC	C2B-C1B-NB	4.11	113.01	106.99
33	aB	201	CYC	CHB-C4A-NA	-4.11	116.33	124.93
33	h6	201	CYC	C1B-NB-C4B	-4.11	105.43	110.67
33	VL	201	CYC	C1B-C2B-C3B	-4.11	103.58	107.87
33	MK	201	CYC	C2B-C1B-NB	4.11	113.00	106.99
37	DE	408	PL9	C7-C8-C9	-4.11	119.95	126.79
33	mK	201	CYC	C1B-C2B-C3B	-4.11	103.58	107.87
33	MF	201	CYC	C2B-C1B-NB	4.11	113.00	106.99
33	OB	201	CYC	CHD-C1D-ND	-4.11	115.92	125.32
33	ZK	201	CYC	C2B-C1B-NB	4.10	113.00	106.99
43	c1	515	BCR	C21-C20-C19	-4.10	110.41	123.22
33	h3	201	CYC	C1B-NB-C4B	-4.10	105.45	110.67

Continued on next page...

Continued from previous page...

Mol	Chain	Res	Type	Atoms	Z	Observed(^{o})	Ideal(^{o})
33	QL	201	CYC	C1B-NB-C4B	-4.10	105.45	110.67
33	j7	201	CYC	C1B-NB-C4B	-4.10	105.45	110.67
33	hI	201	CYC	C1B-NB-C4B	-4.10	105.45	110.67
33	WB	201	CYC	C2C-C1C-NC	4.10	111.81	108.27
45	dE	402	PHO	C3D-C4D-ND	4.10	113.31	107.72
33	MG	201	CYC	CAB-C3B-C4B	4.10	127.85	121.38
33	hA	201	CYC	C1B-NB-C4B	-4.10	105.45	110.67
33	ZB	201	CYC	CMD-C2D-C1D	4.10	131.56	125.56
33	ML	201	CYC	CAB-C3B-C4B	4.10	127.85	121.38
33	z4	201	CYC	C2B-C1B-NB	4.10	112.98	106.99
33	QG	201	CYC	C1B-NB-C4B	-4.10	105.45	110.67
33	h8	201	CYC	C1B-NB-C4B	-4.09	105.46	110.67
33	j5	201	CYC	C1B-NB-C4B	-4.09	105.46	110.67
33	zB	201	CYC	C2B-C1B-NB	4.09	112.98	106.99
33	j9	201	CYC	C1B-NB-C4B	-4.09	105.46	110.67
33	jH	201	CYC	C1B-NB-C4B	-4.09	105.46	110.67
33	lI	201	CYC	C1B-NB-C4B	-4.09	105.46	110.67
47	vD	201	HEM	CHD-C1D-C2D	-4.09	118.59	124.98
33	j3	201	CYC	C1B-NB-C4B	-4.09	105.47	110.67
43	cD	515	BCR	C21-C20-C19	-4.09	110.47	123.22
33	l8	201	CYC	C1B-NB-C4B	-4.08	105.47	110.67
33	jA	201	CYC	C1B-NB-C4B	-4.08	105.47	110.67
33	2L	201	CYC	C4D-C3D-C2D	-4.08	102.79	107.62
33	hC	201	CYC	C1B-NB-C4B	-4.08	105.47	110.67
36	bD	604	CLA	CMA-C3A-C4A	-4.08	100.80	111.77
33	1G	201	CYC	CAC-C3C-C2C	-4.08	104.06	114.26
33	1L	201	CYC	CAC-C3C-C2C	-4.08	104.06	114.26
33	lA	201	CYC	C1B-NB-C4B	-4.08	105.47	110.67
33	lC	201	CYC	C1B-NB-C4B	-4.08	105.47	110.67
33	z4	201	CYC	C4D-C3D-C2D	-4.08	102.80	107.62
33	h5	201	CYC	C1B-NB-C4B	-4.08	105.47	110.67
33	h9	201	CYC	C1B-NB-C4B	-4.08	105.47	110.67
47	vE	201	HEM	CHD-C1D-C2D	-4.08	118.61	124.98
43	hD	105	BCR	C38-C26-C27	4.08	121.45	113.62
33	VB	201	CYC	CHD-C1D-ND	-4.08	115.98	125.32
36	bE	604	CLA	CMA-C3A-C4A	-4.08	100.81	111.77
33	lH	201	CYC	C1B-NB-C4B	-4.08	105.48	110.67
33	lJ	201	CYC	C1B-NB-C4B	-4.08	105.48	110.67
33	W4	201	CYC	C2C-C1C-NC	4.08	111.79	108.27
33	a4	201	CYC	CMA-C3A-C4A	4.08	131.34	125.06
33	5G	201	CYC	C1B-NB-C4B	-4.08	105.48	110.67
33	l6	201	CYC	C1B-NB-C4B	-4.08	105.48	110.67

Continued on next page...

Continued from previous page...

Mol	Chain	Res	Type	Atoms	Z	Observed(^{o})	Ideal(^{o})
33	hH	201	CYC	C1B-NB-C4B	-4.08	105.48	110.67
47	v1	201	HEM	CHD-C1D-C2D	-4.08	118.61	124.98
43	h1	105	BCR	C38-C26-C27	4.08	121.45	113.62
33	l5	201	CYC	C1B-NB-C4B	-4.08	105.48	110.67
33	jI	201	CYC	C1B-NB-C4B	-4.08	105.48	110.67
33	4G	201	CYC	C1B-CHB-C4A	4.08	138.04	128.08
33	V4	201	CYC	CHD-C1D-ND	-4.08	115.98	125.32
43	cE	515	BCR	C21-C20-C19	-4.08	110.50	123.22
33	o4	201	CYC	C1D-C2D-C3D	-4.07	102.60	107.79
33	l2	201	CYC	C1B-NB-C4B	-4.07	105.48	110.67
33	j8	201	CYC	C1B-NB-C4B	-4.07	105.48	110.67
33	j2	201	CYC	C1B-NB-C4B	-4.07	105.48	110.67
33	2G	201	CYC	C4D-C3D-C2D	-4.07	102.81	107.62
43	X1	102	BCR	C38-C26-C27	4.07	121.44	113.62
33	T4	201	CYC	CMD-C2D-C1D	4.07	131.52	125.56
33	PG	201	CYC	C1D-C2D-C3D	-4.07	102.61	107.79
33	bF	201	CYC	CMC-C2C-C1C	-4.07	103.63	112.40
33	5L	201	CYC	C1B-NB-C4B	-4.07	105.49	110.67
47	VD	201	HEM	CHD-C1D-C2D	-4.07	118.62	124.98
33	l3	201	CYC	C1B-NB-C4B	-4.07	105.49	110.67
33	TB	201	CYC	CMD-C2D-C1D	4.06	131.51	125.56
33	h7	201	CYC	C1B-NB-C4B	-4.06	105.49	110.67
33	l7	201	CYC	C1B-NB-C4B	-4.06	105.49	110.67
33	yB	201	CYC	C1D-C2D-C3D	-4.06	102.61	107.79
33	KK	201	CYC	CHA-C4D-C3D	-4.06	117.98	127.15
43	XD	102	BCR	C38-C26-C27	4.06	121.42	113.62
33	P4	201	CYC	CHD-C1D-ND	-4.06	116.01	125.32
47	V1	201	HEM	CHD-C1D-C2D	-4.06	118.63	124.98
33	u4	201	CYC	CAB-C3B-C4B	4.06	127.79	121.38
33	PB	201	CYC	CHD-C1D-ND	-4.06	116.02	125.32
33	PL	201	CYC	C1D-C2D-C3D	-4.06	102.62	107.79
33	bK	201	CYC	CMC-C2C-C1C	-4.06	103.65	112.40
36	CD	506	CLA	CMA-C3A-C4A	-4.06	100.86	111.77
43	hE	105	BCR	C38-C26-C27	4.06	121.41	113.62
47	fE	101	HEM	C4A-NA-C1A	4.06	109.32	105.35
33	MG	201	CYC	CMB-C2B-C1B	4.06	129.23	124.17
33	3F	101	CYC	CHD-C1D-ND	-4.06	116.03	125.32
33	VB	201	CYC	CBA-CAA-C2A	4.06	123.90	112.63
33	AL	201	CYC	OC-C1C-C2C	-4.06	122.95	126.17
36	b1	604	CLA	CMA-C3A-C4A	-4.06	100.87	111.77
33	h2	201	CYC	C1B-NB-C4B	-4.06	105.50	110.67
33	jC	201	CYC	C1B-NB-C4B	-4.06	105.50	110.67

Continued on next page...

Continued from previous page...

Mol	Chain	Res	Type	Atoms	Z	Observed(^{o})	Ideal(^{o})
33	aB	201	CYC	CMA-C3A-C4A	4.06	131.31	125.06
36	CE	506	CLA	CMA-C3A-C4A	-4.06	100.87	111.77
33	uB	201	CYC	CAC-C3C-C4C	4.06	123.09	112.67
47	VE	201	HEM	CHD-C1D-C2D	-4.06	118.64	124.98
43	XE	102	BCR	C38-C26-C27	4.06	121.41	113.62
36	C1	506	CLA	CMA-C3A-C4A	-4.05	100.88	111.77
33	y4	201	CYC	C1D-C2D-C3D	-4.05	102.63	107.79
33	zB	201	CYC	C4D-C3D-C2D	-4.05	102.83	107.62
33	l9	201	CYC	C1B-NB-C4B	-4.05	105.51	110.67
33	AG	201	CYC	OC-C1C-C2C	-4.05	122.95	126.17
33	SG	201	CYC	C1B-NB-C4B	-4.05	105.51	110.67
36	bE	604	CLA	CHB-C4A-NA	4.05	130.12	124.51
33	rB	201	CYC	C2A-C1A-NA	4.05	115.94	110.05
33	hJ	201	CYC	C1B-NB-C4B	-4.05	105.51	110.67
33	jJ	201	CYC	C1B-NB-C4B	-4.05	105.51	110.67
33	eK	201	CYC	C2D-C1D-ND	4.05	113.09	107.40
36	BE	602	CLA	CMA-C3A-C4A	-4.05	100.89	111.77
33	V4	201	CYC	CBA-CAA-C2A	4.05	123.88	112.63
33	XB	201	CYC	C4D-C3D-C2D	-4.05	102.83	107.62
33	4L	201	CYC	C1B-CHB-C4A	4.05	137.97	128.08
33	3K	101	CYC	CHD-C1D-ND	-4.05	116.04	125.32
33	XF	201	CYC	C2B-C1B-NB	4.05	112.92	106.99
33	KF	201	CYC	CHA-C4D-C3D	-4.05	118.02	127.15
33	oB	201	CYC	C1D-C2D-C3D	-4.05	102.64	107.79
36	B1	602	CLA	CMA-C3A-C4A	-4.05	100.89	111.77
36	BD	602	CLA	CMA-C3A-C4A	-4.05	100.90	111.77
33	X4	201	CYC	C4D-C3D-C2D	-4.05	102.84	107.62
33	XK	201	CYC	C2B-C1B-NB	4.05	112.91	106.99
47	fD	101	HEM	C4A-NA-C1A	4.04	109.31	105.35
33	NL	201	CYC	C1B-C2B-C3B	-4.04	103.65	107.87
43	iE	102	BCR	C20-C21-C22	4.04	133.08	127.31
33	C4	1001	CYC	CHB-C4A-C3A	4.04	135.29	124.90
33	CB	1001	CYC	CHB-C4A-C3A	4.04	135.29	124.90
45	DD	403	PHO	C3D-C4D-ND	4.04	113.23	107.72
33	NG	201	CYC	C1B-C2B-C3B	-4.04	103.66	107.87
33	u4	201	CYC	CAC-C3C-C4C	4.04	123.05	112.67
33	ML	201	CYC	CAD-CBD-CGD	-4.04	104.91	113.60
36	C1	506	CLA	CMB-C2B-C1B	-4.04	119.22	125.37
33	OG	201	CYC	C4D-C3D-C2D	-4.04	102.85	107.62
40	BD	622	LMT	C2'-C3'-C4'	4.04	118.90	109.68
33	ML	201	CYC	CMB-C2B-C1B	4.04	129.21	124.17
33	p4	201	CYC	C2D-C1D-ND	4.04	113.07	107.40

Continued on next page...

Continued from previous page...

Mol	Chain	Res	Type	Atoms	Z	Observed(^{o})	Ideal(^{o})
33	pB	201	CYC	C2D-C1D-ND	4.04	113.07	107.40
36	bD	604	CLA	CHB-C4A-NA	4.04	130.09	124.51
33	oB	201	CYC	CHD-C1D-C2D	4.04	137.40	127.49
33	MG	201	CYC	CAD-CBD-CGD	-4.03	104.92	113.60
40	BE	622	LMT	C2'-C3'-C4'	4.03	118.89	109.68
33	b3	201	CYC	C1B-NB-C4B	-4.03	105.53	110.67
33	MF	201	CYC	C1D-C2D-C3D	-4.03	102.65	107.79
33	r4	201	CYC	C2A-C1A-NA	4.03	115.91	110.05
33	o4	201	CYC	CHD-C1D-C2D	4.03	137.39	127.49
33	Y4	201	CYC	C1B-NB-C4B	-4.03	105.54	110.67
33	OB	201	CYC	C1D-C2D-C3D	-4.03	102.66	107.79
33	dJ	201	CYC	C1B-NB-C4B	-4.03	105.54	110.67
33	d2	201	CYC	C1B-NB-C4B	-4.03	105.54	110.67
33	bK	201	CYC	CHA-C4D-C3D	-4.03	118.06	127.15
33	uB	201	CYC	CAB-C3B-C4B	4.03	127.74	121.38
33	R4	201	CYC	CAB-C3B-C4B	4.03	127.74	121.38
33	LG	201	CYC	CAD-CBD-CGD	-4.03	104.94	113.60
33	SL	201	CYC	C1B-NB-C4B	-4.03	105.54	110.67
33	d6	201	CYC	C1B-NB-C4B	-4.03	105.54	110.67
36	cD	507	CLA	CHD-C1D-ND	-4.03	120.75	124.45
45	D1	402	PHO	C3D-C4D-ND	4.03	113.21	107.72
33	1L	201	CYC	CAB-C3B-C4B	4.03	127.74	121.38
33	SB	201	CYC	CHB-C4A-NA	-4.03	116.51	124.93
36	CD	506	CLA	CMB-C2B-C1B	-4.02	119.24	125.37
33	V4	201	CYC	CHA-C4D-C3D	-4.02	118.07	127.15
45	DD	401	PHO	CMB-C2B-C3B	4.02	132.21	124.68
33	bF	201	CYC	CHA-C4D-C3D	-4.02	118.07	127.15
43	iD	102	BCR	C20-C21-C22	4.02	133.05	127.31
37	AE	406	PL9	C40-C39-C41	4.02	122.04	115.27
33	eF	201	CYC	C2D-C1D-ND	4.02	113.05	107.40
33	9F	201	CYC	CHB-C4A-NA	-4.02	116.52	124.93
47	f1	101	HEM	C4A-NA-C1A	4.02	109.28	105.35
33	O4	201	CYC	C1D-C2D-C3D	-4.02	102.67	107.79
33	9K	201	CYC	CHB-C4A-NA	-4.02	116.53	124.93
33	LL	201	CYC	CAD-CBD-CGD	-4.02	104.95	113.60
36	b1	607	CLA	O2D-CGD-O1D	-4.02	115.98	123.84
40	a1	401	LMT	C2'-C3'-C4'	4.02	118.86	109.68
33	MK	201	CYC	C1D-C2D-C3D	-4.02	102.67	107.79
33	B4	1002	CYC	CHB-C4A-C3A	4.02	135.23	124.90
36	b1	604	CLA	CHB-C4A-NA	4.02	130.07	124.51
33	dA	201	CYC	C1B-NB-C4B	-4.02	105.56	110.67
33	YB	201	CYC	C1B-NB-C4B	-4.02	105.56	110.67

Continued on next page...

Continued from previous page...

Mol	Chain	Res	Type	Atoms	Z	Observed(^{o})	Ideal(^{o})
33	SG	201	CYC	C1B-C2B-C3B	-4.01	103.68	107.87
33	VB	201	CYC	CHA-C4D-C3D	-4.01	118.09	127.15
33	BB	1002	CYC	CHB-C4A-C3A	4.01	135.22	124.90
33	1G	201	CYC	CAB-C3B-C4B	4.01	127.72	121.38
33	OL	201	CYC	C4D-C3D-C2D	-4.01	102.88	107.62
33	aK	201	CYC	C2D-C1D-ND	4.01	113.04	107.40
33	RB	201	CYC	CAB-C3B-C4B	4.01	127.71	121.38
33	JG	201	CYC	C4D-C3D-C2D	-4.01	102.88	107.62
33	f3	201	CYC	C1B-NB-C4B	-4.01	105.56	110.67
33	w4	201	CYC	C1B-NB-C4B	-4.01	105.56	110.67
33	S4	201	CYC	CHB-C4A-NA	-4.01	116.55	124.93
33	bI	201	CYC	C1B-NB-C4B	-4.01	105.56	110.67
33	NL	201	CYC	CAB-C3B-C4B	4.01	127.71	121.38
33	2G	201	CYC	C2A-C1A-NA	4.01	115.88	110.05
33	dH	201	CYC	C1B-NB-C4B	-4.01	105.57	110.67
37	AD	406	PL9	C40-C39-C41	4.01	122.01	115.27
33	NG	201	CYC	CAB-C3B-C4B	4.00	127.70	121.38
33	b2	201	CYC	C1B-NB-C4B	-4.00	105.57	110.67
33	b6	201	CYC	C1B-NB-C4B	-4.00	105.57	110.67
33	JL	201	CYC	C4D-C3D-C2D	-4.00	102.89	107.62
33	5L	201	CYC	C1D-C2D-C3D	-4.00	102.69	107.79
33	bH	201	CYC	C1B-NB-C4B	-4.00	105.57	110.67
33	z4	201	CYC	CBA-CAA-C2A	4.00	123.75	112.63
33	bJ	201	CYC	C1B-NB-C4B	-4.00	105.58	110.67
33	zB	201	CYC	CBA-CAA-C2A	4.00	123.74	112.63
33	SL	201	CYC	C1B-C2B-C3B	-4.00	103.70	107.87
36	cE	507	CLA	CHD-C1D-ND	-4.00	120.78	124.45
37	A1	406	PL9	C40-C39-C41	4.00	122.00	115.27
33	bC	201	CYC	C1B-NB-C4B	-4.00	105.58	110.67
36	CE	506	CLA	CMB-C2B-C1B	-4.00	119.28	125.37
33	aF	201	CYC	C2D-C1D-ND	4.00	113.02	107.40
33	f2	201	CYC	C1B-NB-C4B	-4.00	105.58	110.67
36	BD	602	CLA	CHB-C4A-NA	4.00	130.04	124.51
36	c1	507	CLA	CHD-C1D-ND	-4.00	120.78	124.45
33	b8	201	CYC	C1B-NB-C4B	-4.00	105.58	110.67
43	BE	616	BCR	C11-C10-C9	-4.00	121.61	127.31
36	BD	605	CLA	O2D-CGD-O1D	-4.00	116.03	123.84
33	d5	201	CYC	C1B-NB-C4B	-4.00	105.58	110.67
43	BD	616	BCR	C11-C10-C9	-4.00	121.61	127.31
36	BE	605	CLA	O2D-CGD-O1D	-3.99	116.03	123.84
33	dI	201	CYC	C1B-NB-C4B	-3.99	105.58	110.67
33	f6	201	CYC	C1B-NB-C4B	-3.99	105.58	110.67

Continued on next page...

Continued from previous page...

Mol	Chain	Res	Type	Atoms	Z	Observed(^{o})	Ideal(^{o})
43	B1	616	BCR	C11-C10-C9	-3.99	121.61	127.31
43	i1	101	BCR	C20-C21-C22	3.99	133.01	127.31
33	fI	201	CYC	C1B-NB-C4B	-3.99	105.59	110.67
33	AL	201	CYC	C4D-ND-C1D	-3.99	102.67	109.79
45	DE	403	PHO	C3D-C4D-ND	3.99	113.16	107.72
33	fA	201	CYC	C1B-NB-C4B	-3.99	105.59	110.67
33	d7	201	CYC	C1B-NB-C4B	-3.99	105.59	110.67
33	fJ	201	CYC	C1B-NB-C4B	-3.99	105.59	110.67
33	QB	201	CYC	C1A-C2A-C3A	-3.99	102.37	106.78
33	fH	201	CYC	C1B-NB-C4B	-3.99	105.59	110.67
36	bD	607	CLA	O2D-CGD-O1D	-3.99	116.04	123.84
36	BE	602	CLA	CHB-C4A-NA	3.99	130.02	124.51
33	b5	201	CYC	C1B-NB-C4B	-3.99	105.59	110.67
33	f9	201	CYC	C1B-NB-C4B	-3.99	105.59	110.67
33	AG	201	CYC	C4D-ND-C1D	-3.99	102.68	109.79
33	dC	201	CYC	C1B-NB-C4B	-3.98	105.60	110.67
33	2L	201	CYC	C2A-C1A-NA	3.98	115.84	110.05
33	iJ	202	CYC	C2B-C1B-NB	3.98	112.82	106.99
33	b7	201	CYC	C1B-NB-C4B	-3.98	105.60	110.67
33	wB	201	CYC	C1B-NB-C4B	-3.98	105.60	110.67
33	Q4	201	CYC	C2B-C1B-NB	3.98	112.82	106.99
33	i5	202	CYC	C2B-C1B-NB	3.98	112.82	106.99
33	kK	201	CYC	C1D-C2D-C3D	-3.98	102.72	107.79
36	bE	607	CLA	O2D-CGD-O1D	-3.98	116.06	123.84
33	v4	201	CYC	OB-C4B-C3B	-3.98	123.72	128.04
33	u4	201	CYC	C3D-C4D-ND	3.98	112.93	107.57
33	5G	201	CYC	C1D-C2D-C3D	-3.98	102.72	107.79
33	d9	201	CYC	C1B-NB-C4B	-3.98	105.60	110.67
33	fC	201	CYC	C1B-NB-C4B	-3.98	105.60	110.67
33	VG	201	CYC	C2C-C1C-NC	-3.98	104.84	108.27
33	iC	202	CYC	C2B-C1B-NB	3.98	112.81	106.99
33	eF	201	CYC	OB-C4B-C3B	-3.98	123.73	128.04
33	d8	201	CYC	C1B-NB-C4B	-3.97	105.61	110.67
43	b1	617	BCR	C11-C10-C9	-3.97	121.64	127.31
33	bA	201	CYC	C1B-NB-C4B	-3.97	105.61	110.67
33	fK	201	CYC	CHA-C4D-C3D	-3.97	118.19	127.15
33	fF	201	CYC	CHA-C4D-C3D	-3.97	118.19	127.15
33	f7	201	CYC	C1B-NB-C4B	-3.97	105.61	110.67
36	B1	605	CLA	O2D-CGD-O1D	-3.97	116.07	123.84
33	b9	201	CYC	C1B-NB-C4B	-3.97	105.61	110.67
36	B1	602	CLA	CHB-C4A-NA	3.97	130.00	124.51
33	Q4	201	CYC	C1A-C2A-C3A	-3.97	102.39	106.78

Continued on next page...

Continued from previous page...

Mol	Chain	Res	Type	Atoms	Z	Observed(^{o})	Ideal(^{o})
33	rB	201	CYC	C1B-NB-C4B	-3.97	105.62	110.67
33	dK	201	CYC	OC-C1C-C2C	-3.97	123.02	126.17
43	hD	105	BCR	C33-C5-C6	-3.97	120.07	124.53
33	i3	202	CYC	C2B-C1B-NB	3.97	112.80	106.99
33	rB	201	CYC	CHA-C1A-C2A	-3.97	116.14	125.32
33	kC	201	CYC	CAD-CBD-CGD	-3.97	105.07	113.60
33	VL	201	CYC	C2C-C1C-NC	-3.96	104.86	108.27
33	WL	201	CYC	C4D-C3D-C2D	-3.96	102.93	107.62
33	O4	201	CYC	C1B-NB-C4B	-3.96	105.62	110.67
33	f5	201	CYC	C1B-NB-C4B	-3.96	105.62	110.67
43	bD	617	BCR	C11-C10-C9	-3.96	121.65	127.31
36	aE	405	CLA	O2D-CGD-CBD	3.96	118.31	111.27
33	k6	201	CYC	CAD-CBD-CGD	-3.96	105.07	113.60
33	QB	201	CYC	C2B-C1B-NB	3.96	112.79	106.99
33	Q4	201	CYC	C2D-C1D-ND	3.96	112.97	107.40
43	bE	617	BCR	C11-C10-C9	-3.96	121.66	127.31
33	AL	201	CYC	C1D-C2D-C3D	-3.96	102.75	107.79
43	h1	105	BCR	C33-C5-C6	-3.96	120.08	124.53
43	hE	105	BCR	C33-C5-C6	-3.96	120.08	124.53
33	r4	201	CYC	C1B-NB-C4B	-3.96	105.63	110.67
33	k9	201	CYC	CAD-CBD-CGD	-3.96	105.08	113.60
33	r4	201	CYC	CHA-C1A-C2A	-3.96	116.16	125.32
33	WG	201	CYC	C4D-C3D-C2D	-3.96	102.94	107.62
33	eK	201	CYC	OB-C4B-C3B	-3.96	123.74	128.04
33	d3	201	CYC	C1B-NB-C4B	-3.96	105.63	110.67
39	C1	502	LMG	O7-C10-C11	3.96	120.03	111.50
33	AG	201	CYC	C1D-C2D-C3D	-3.96	102.75	107.79
33	f8	201	CYC	C1B-NB-C4B	-3.96	105.63	110.67
45	DD	403	PHO	CBA-CAA-C2A	3.96	125.37	113.81
33	k5	201	CYC	CAD-CBD-CGD	-3.96	105.09	113.60
33	kA	201	CYC	CAD-CBD-CGD	-3.96	105.09	113.60
33	mK	201	CYC	C2C-C1C-NC	-3.95	104.86	108.27
33	3F	101	CYC	C1D-C2D-C3D	-3.95	102.75	107.79
33	P4	201	CYC	CHB-C4A-C3A	3.95	135.07	124.90
33	jF	201	CYC	C4D-C3D-C2D	-3.95	102.95	107.62
33	k8	201	CYC	CAD-CBD-CGD	-3.95	105.09	113.60
33	kF	201	CYC	C1D-C2D-C3D	-3.95	102.75	107.79
33	iH	202	CYC	C2B-C1B-NB	3.95	112.78	106.99
39	CD	502	LMG	O7-C10-C11	3.95	120.02	111.50
33	QB	201	CYC	C2D-C1D-ND	3.95	112.95	107.40
36	aD	405	CLA	O2D-CGD-CBD	3.95	118.29	111.27
33	iI	202	CYC	C2B-C1B-NB	3.95	112.77	106.99

Continued on next page...

Continued from previous page...

Mol	Chain	Res	Type	Atoms	Z	Observed(^{o})	Ideal(^{o})
33	3K	101	CYC	C1D-C2D-C3D	-3.95	102.76	107.79
33	i8	202	CYC	C2B-C1B-NB	3.95	112.77	106.99
33	iA	202	CYC	C2B-C1B-NB	3.95	112.77	106.99
33	k7	201	CYC	CAD-CBD-CGD	-3.95	105.10	113.60
33	kH	201	CYC	CAD-CBD-CGD	-3.95	105.10	113.60
33	uB	201	CYC	C3D-C4D-ND	3.95	112.89	107.57
33	kJ	201	CYC	CAD-CBD-CGD	-3.95	105.10	113.60
33	nF	202	CYC	C2B-C1B-NB	3.95	112.77	106.99
33	i8	202	CYC	CAD-CBD-CGD	-3.95	105.11	113.60
47	ED	101	HEM	C4A-NA-C1A	3.95	109.22	105.35
33	i2	202	CYC	C2B-C1B-NB	3.95	112.77	106.99
47	EE	101	HEM	C4A-NA-C1A	3.95	109.21	105.35
39	aE	409	LMG	O7-C10-C11	3.95	120.01	111.50
33	jK	201	CYC	C4D-C3D-C2D	-3.95	102.95	107.62
33	i7	202	CYC	CAD-CBD-CGD	-3.95	105.11	113.60
33	oB	201	CYC	CMB-C2B-C1B	3.95	129.09	124.17
33	PB	201	CYC	CHB-C4A-C3A	3.95	135.05	124.90
33	kI	201	CYC	CAD-CBD-CGD	-3.94	105.12	113.60
33	OB	201	CYC	C1B-NB-C4B	-3.94	105.65	110.67
33	k3	201	CYC	CAD-CBD-CGD	-3.94	105.12	113.60
33	iA	202	CYC	CAD-CBD-CGD	-3.94	105.12	113.60
33	QG	201	CYC	C1B-C2B-C3B	-3.94	103.76	107.87
33	eJ	201	CYC	C2B-C1B-NB	3.94	112.76	106.99
33	i2	202	CYC	CAD-CBD-CGD	-3.94	105.12	113.60
33	gF	201	CYC	C1B-C2B-C3B	-3.94	103.76	107.87
33	i6	202	CYC	CAD-CBD-CGD	-3.94	105.12	113.60
39	CE	502	LMG	O7-C10-C11	3.94	119.99	111.50
33	i9	202	CYC	CAD-CBD-CGD	-3.94	105.12	113.60
33	iH	202	CYC	CAD-CBD-CGD	-3.94	105.13	113.60
33	i7	202	CYC	C2B-C1B-NB	3.94	112.75	106.99
33	iC	202	CYC	CAD-CBD-CGD	-3.94	105.13	113.60
36	C1	508	CLA	C4D-C3D-CAD	-3.94	103.46	108.10
33	gF	201	CYC	OC-C1C-C2C	-3.94	123.04	126.17
33	iI	202	CYC	CAD-CBD-CGD	-3.94	105.13	113.60
33	LF	201	CYC	C4D-C3D-C2D	-3.94	102.97	107.62
33	rB	201	CYC	C2C-C1C-NC	3.94	111.67	108.27
36	a1	406	CLA	O2D-CGD-CBD	3.93	118.26	111.27
33	k7	201	CYC	C2B-C1B-NB	3.93	112.75	106.99
33	jA	201	CYC	C1D-C2D-C3D	-3.93	102.78	107.79
33	VL	201	CYC	C4D-C3D-C2D	-3.93	102.97	107.62
33	cC	201	CYC	CAD-CBD-CGD	-3.93	105.14	113.60
33	g7	202	CYC	CAD-CBD-CGD	-3.93	105.14	113.60

Continued on next page...

Continued from previous page...

Mol	Chain	Res	Type	Atoms	Z	Observed(^{o})	Ideal(^{o})
47	E1	101	HEM	C4A-NA-C1A	3.93	109.20	105.35
33	i3	202	CYC	CAD-CBD-CGD	-3.93	105.14	113.60
33	i9	202	CYC	C2B-C1B-NB	3.93	112.74	106.99
33	nK	202	CYC	C2B-C1B-NB	3.93	112.74	106.99
39	a1	410	LMG	O7-C10-C11	3.93	119.97	111.50
33	mF	201	CYC	C2C-C1C-NC	-3.93	104.89	108.27
33	oB	201	CYC	C2B-C1B-NB	3.93	112.74	106.99
39	aD	409	LMG	O7-C10-C11	3.93	119.97	111.50
33	TL	201	CYC	C2D-C1D-ND	3.93	112.92	107.40
33	k2	201	CYC	CAD-CBD-CGD	-3.93	105.15	113.60
33	AL	201	CYC	OB-C4B-C3B	-3.93	123.78	128.04
47	V1	201	HEM	CHB-C1B-NB	3.93	129.22	124.37
33	g6	202	CYC	CAD-CBD-CGD	-3.93	105.15	113.60
33	i5	202	CYC	CAD-CBD-CGD	-3.93	105.15	113.60
33	iJ	202	CYC	CAD-CBD-CGD	-3.93	105.15	113.60
33	gA	301	CYC	CAD-CBD-CGD	-3.93	105.15	113.60
33	TG	201	CYC	C2D-C1D-ND	3.93	112.92	107.40
33	i6	202	CYC	C2B-C1B-NB	3.93	112.74	106.99
33	RB	201	CYC	CMA-C3A-C2A	-3.93	115.46	126.12
33	k2	201	CYC	C2B-C1B-NB	3.93	112.74	106.99
33	eI	201	CYC	C2B-C1B-NB	3.93	112.73	106.99
43	i1	101	BCR	C1-C6-C5	-3.93	117.08	122.61
47	VE	201	HEM	CHB-C1B-NB	3.92	129.21	124.37
33	g5	202	CYC	CAD-CBD-CGD	-3.92	105.16	113.60
33	c6	201	CYC	CAD-CBD-CGD	-3.92	105.16	113.60
33	oB	201	CYC	OB-C4B-C3B	-3.92	123.78	128.04
33	vB	201	CYC	CHB-C1B-NB	-3.92	117.63	126.06
33	j5	201	CYC	C1D-C2D-C3D	-3.92	102.79	107.79
33	eC	201	CYC	CAD-CBD-CGD	-3.92	105.16	113.60
33	mK	201	CYC	C4D-C3D-C2D	-3.92	102.98	107.62
33	4L	201	CYC	C1B-C2B-C3B	-3.92	103.78	107.87
33	dF	201	CYC	OC-C1C-C2C	-3.92	123.05	126.17
33	g8	202	CYC	CAD-CBD-CGD	-3.92	105.16	113.60
33	e6	201	CYC	CAD-CBD-CGD	-3.92	105.16	113.60
33	g3	202	CYC	CAD-CBD-CGD	-3.92	105.16	113.60
33	5L	201	CYC	C2D-C1D-ND	3.92	112.91	107.40
33	g3	202	CYC	C2B-C1B-NB	3.92	112.73	106.99
33	gJ	202	CYC	C2B-C1B-NB	3.92	112.73	106.99
33	IF	201	CYC	CHD-C1D-C2D	3.92	137.12	127.49
33	e5	201	CYC	C2B-C1B-NB	3.92	112.73	106.99
33	gK	201	CYC	C1B-C2B-C3B	-3.92	103.78	107.87
33	gH	202	CYC	CAD-CBD-CGD	-3.92	105.17	113.60

Continued on next page...

Continued from previous page...

Mol	Chain	Res	Type	Atoms	Z	Observed(^{o})	Ideal(^{o})
33	5G	201	CYC	C2D-C1D-ND	3.92	112.91	107.40
47	VD	201	HEM	CHB-C1B-NB	3.92	129.21	124.37
33	e8	201	CYC	C2B-C1B-NB	3.92	112.73	106.99
38	c1	501	SQD	O47-C7-C8	3.92	119.95	111.50
33	AG	201	CYC	OB-C4B-C3B	-3.92	123.79	128.04
33	gI	301	CYC	C2B-C1B-NB	3.92	112.72	106.99
33	gC	301	CYC	C2B-C1B-NB	3.92	112.72	106.99
33	R4	201	CYC	CMA-C3A-C2A	-3.92	115.48	126.12
33	KG	201	CYC	CHB-C4A-NA	-3.92	116.74	124.93
33	c2	201	CYC	CAD-CBD-CGD	-3.92	105.17	113.60
36	CE	506	CLA	CMA-C3A-C2A	-3.92	98.03	113.83
33	cA	201	CYC	CAD-CBD-CGD	-3.92	105.17	113.60
36	CD	508	CLA	C4D-C3D-CAD	-3.92	103.48	108.10
36	c1	504	CLA	CAA-C2A-C3A	-3.92	102.06	112.78
33	eC	201	CYC	C2B-C1B-NB	3.92	112.72	106.99
33	c7	201	CYC	CAD-CBD-CGD	-3.92	105.18	113.60
33	gI	301	CYC	CAD-CBD-CGD	-3.92	105.18	113.60
33	c9	201	CYC	CAD-CBD-CGD	-3.92	105.18	113.60
33	KL	201	CYC	C1D-C2D-C3D	-3.91	102.80	107.79
33	kH	201	CYC	C2B-C1B-NB	3.91	112.72	106.99
36	CE	508	CLA	C4D-C3D-CAD	-3.91	103.48	108.10
33	g2	202	CYC	CAD-CBD-CGD	-3.91	105.18	113.60
33	c3	201	CYC	CAD-CBD-CGD	-3.91	105.18	113.60
33	2G	201	CYC	CMC-C2C-C1C	-3.91	103.97	112.40
36	CD	506	CLA	CMA-C3A-C2A	-3.91	98.04	113.83
33	e3	201	CYC	C2B-C1B-NB	3.91	112.72	106.99
33	e7	201	CYC	CAD-CBD-CGD	-3.91	105.18	113.60
33	o4	201	CYC	OB-C4B-C3B	-3.91	123.79	128.04
33	gJ	202	CYC	CAD-CBD-CGD	-3.91	105.18	113.60
33	o4	201	CYC	C2B-C1B-NB	3.91	112.72	106.99
33	o4	201	CYC	CMB-C2B-C1B	3.91	129.05	124.17
33	g9	202	CYC	CAD-CBD-CGD	-3.91	105.18	113.60
36	cE	505	CLA	CAA-C2A-C3A	-3.91	102.06	112.78
33	eJ	201	CYC	CAD-CBD-CGD	-3.91	105.19	113.60
33	YF	201	CYC	OC-C1C-C2C	-3.91	123.06	126.17
33	kA	201	CYC	C2B-C1B-NB	3.91	112.71	106.99
33	eA	201	CYC	CAD-CBD-CGD	-3.91	105.19	113.60
33	r4	201	CYC	C2C-C1C-NC	3.91	111.64	108.27
33	WG	201	CYC	C2D-C1D-ND	3.91	112.89	107.40
33	cH	201	CYC	CAD-CBD-CGD	-3.91	105.19	113.60
33	j6	201	CYC	C1D-C2D-C3D	-3.91	102.81	107.79
33	LK	201	CYC	C4D-C3D-C2D	-3.91	103.00	107.62

Continued on next page...

Continued from previous page...

Mol	Chain	Res	Type	Atoms	Z	Observed(^{o})	Ideal(^{o})
33	6G	201	CYC	C1B-C2B-C3B	-3.91	103.79	107.87
33	g6	202	CYC	C2B-C1B-NB	3.91	112.71	106.99
36	cD	505	CLA	CAA-C2A-C3A	-3.91	102.08	112.78
33	eH	201	CYC	CAD-CBD-CGD	-3.91	105.19	113.60
33	eI	201	CYC	CAD-CBD-CGD	-3.91	105.19	113.60
33	gA	301	CYC	C2B-C1B-NB	3.91	112.71	106.99
33	KG	201	CYC	C1D-C2D-C3D	-3.91	102.81	107.79
45	aD	412	PHO	C11-C10-C8	3.91	128.55	115.92
33	v4	201	CYC	CHB-C1B-NB	-3.91	117.67	126.06
33	WL	201	CYC	C2D-C1D-ND	3.91	112.89	107.40
33	mF	201	CYC	C4D-C3D-C2D	-3.91	103.00	107.62
33	vB	201	CYC	OB-C4B-C3B	-3.91	123.80	128.04
36	C1	506	CLA	CMA-C3A-C2A	-3.91	98.07	113.83
33	e8	201	CYC	CAD-CBD-CGD	-3.91	105.20	113.60
33	6L	201	CYC	CMC-C2C-C1C	-3.91	103.98	112.40
33	NG	201	CYC	CHD-C1D-ND	-3.91	116.37	125.32
33	k9	201	CYC	C2B-C1B-NB	3.91	112.71	106.99
33	eH	201	CYC	C2B-C1B-NB	3.91	112.71	106.99
43	XD	102	BCR	C33-C5-C6	-3.91	120.14	124.53
33	gC	301	CYC	CAD-CBD-CGD	-3.91	105.20	113.60
33	cI	201	CYC	CAD-CBD-CGD	-3.91	105.20	113.60
33	e9	201	CYC	CAD-CBD-CGD	-3.91	105.20	113.60
33	k3	201	CYC	C2B-C1B-NB	3.91	112.70	106.99
33	4G	201	CYC	C1B-C2B-C3B	-3.90	103.80	107.87
43	X1	102	BCR	C33-C5-C6	-3.90	120.14	124.53
33	IK	201	CYC	CHD-C1D-C2D	3.90	137.07	127.49
33	e3	201	CYC	CAD-CBD-CGD	-3.90	105.20	113.60
33	e5	201	CYC	CAD-CBD-CGD	-3.90	105.20	113.60
33	e9	201	CYC	C2B-C1B-NB	3.90	112.70	106.99
33	6G	201	CYC	CMC-C2C-C1C	-3.90	103.99	112.40
33	e6	201	CYC	C2B-C1B-NB	3.90	112.70	106.99
33	g8	202	CYC	C2B-C1B-NB	3.90	112.70	106.99
33	jJ	201	CYC	C1D-C2D-C3D	-3.90	102.82	107.79
33	KL	201	CYC	CHB-C4A-NA	-3.90	116.77	124.93
33	e2	201	CYC	CAD-CBD-CGD	-3.90	105.21	113.60
33	VG	201	CYC	C4D-C3D-C2D	-3.90	103.01	107.62
33	NL	201	CYC	CHD-C1D-ND	-3.90	116.38	125.32
33	k6	201	CYC	C2B-C1B-NB	3.90	112.70	106.99
33	cJ	201	CYC	CAD-CBD-CGD	-3.90	105.21	113.60
33	j9	201	CYC	C1D-C2D-C3D	-3.90	102.82	107.79
33	4L	201	CYC	CHA-C1A-C2A	-3.90	116.30	125.32
33	TG	201	CYC	C2C-C1C-NC	3.90	111.64	108.27

Continued on next page...

Continued from previous page...

Mol	Chain	Res	Type	Atoms	Z	Observed(^{o})	Ideal(^{o})
33	j2	201	CYC	C1D-C2D-C3D	-3.90	102.82	107.79
43	iD	102	BCR	C1-C6-C5	-3.90	117.12	122.61
33	a4	201	CYC	C1D-C2D-C3D	-3.90	102.83	107.79
33	2L	201	CYC	CMC-C2C-C1C	-3.90	104.00	112.40
33	eA	201	CYC	C2B-C1B-NB	3.90	112.69	106.99
33	gH	202	CYC	C2B-C1B-NB	3.90	112.69	106.99
38	cD	502	SQD	O47-C7-C8	3.90	119.90	111.50
33	jH	201	CYC	C1D-C2D-C3D	-3.90	102.83	107.79
33	e2	201	CYC	C2B-C1B-NB	3.90	112.69	106.99
33	c5	201	CYC	CAD-CBD-CGD	-3.89	105.22	113.60
33	jI	201	CYC	C1D-C2D-C3D	-3.89	102.83	107.79
33	c8	201	CYC	CAD-CBD-CGD	-3.89	105.22	113.60
39	CE	520	LMG	O7-C10-C11	3.89	119.89	111.50
33	kI	201	CYC	C2B-C1B-NB	3.89	112.69	106.99
33	bK	201	CYC	C2B-C1B-NB	3.89	112.69	106.99
33	YB	201	CYC	C2C-C1C-NC	3.89	111.63	108.27
33	k8	201	CYC	C2B-C1B-NB	3.89	112.68	106.99
33	TB	201	CYC	C1B-C2B-C3B	-3.89	103.81	107.87
33	j8	201	CYC	C1D-C2D-C3D	-3.89	102.83	107.79
33	jC	201	CYC	C1D-C2D-C3D	-3.89	102.83	107.79
33	sB	201	CYC	C2D-C1D-ND	3.89	112.87	107.40
33	k5	201	CYC	C2B-C1B-NB	3.89	112.68	106.99
33	bK	201	CYC	CHD-C1D-C2D	3.89	137.04	127.49
33	XF	201	CYC	C2C-C1C-NC	3.89	111.62	108.27
38	cE	502	SQD	O47-C7-C8	3.89	119.88	111.50
33	QL	201	CYC	C1B-C2B-C3B	-3.89	103.81	107.87
39	MD	101	LMG	O7-C10-C11	3.89	119.88	111.50
33	kC	201	CYC	C2B-C1B-NB	3.89	112.68	106.99
33	c5	201	CYC	C2B-C1B-NB	3.89	112.68	106.99
33	d8	201	CYC	C1D-C2D-C3D	-3.89	102.84	107.79
33	XK	201	CYC	C2C-C1C-NC	3.88	111.62	108.27
33	SB	201	CYC	C2D-C1D-ND	3.88	112.86	107.40
33	c9	201	CYC	C2B-C1B-NB	3.88	112.67	106.99
33	g5	202	CYC	C2B-C1B-NB	3.88	112.67	106.99
33	c2	201	CYC	C2B-C1B-NB	3.88	112.67	106.99
33	g9	202	CYC	C2B-C1B-NB	3.88	112.67	106.99
39	ME	101	LMG	O7-C10-C11	3.88	119.87	111.50
33	gK	201	CYC	OC-C1C-C2C	-3.88	123.09	126.17
33	aB	201	CYC	C1D-C2D-C3D	-3.88	102.85	107.79
33	6L	201	CYC	C1D-C2D-C3D	-3.88	102.85	107.79
33	e7	201	CYC	C2B-C1B-NB	3.88	112.67	106.99
33	cJ	201	CYC	C2B-C1B-NB	3.88	112.67	106.99

Continued on next page...

Continued from previous page...

Mol	Chain	Res	Type	Atoms	Z	Observed(^{o})	Ideal(^{o})
33	j3	201	CYC	C1D-C2D-C3D	-3.88	102.85	107.79
33	6G	201	CYC	CMB-C2B-C1B	3.88	129.01	124.17
33	4G	201	CYC	CHA-C1A-C2A	-3.88	116.35	125.32
33	kJ	201	CYC	C2B-C1B-NB	3.88	112.67	106.99
39	CD	522	LMG	O7-C10-C11	3.88	119.86	111.50
33	dC	201	CYC	C1D-C2D-C3D	-3.88	102.85	107.79
33	dJ	201	CYC	C1D-C2D-C3D	-3.88	102.85	107.79
33	c3	201	CYC	C2B-C1B-NB	3.88	112.67	106.99
47	vD	201	HEM	CHB-C1B-NB	3.88	129.16	124.37
33	g2	202	CYC	C2B-C1B-NB	3.88	112.66	106.99
33	XF	201	CYC	C1B-NB-C4B	-3.88	105.73	110.67
33	6G	201	CYC	C1D-C2D-C3D	-3.88	102.85	107.79
39	M1	101	LMG	O7-C10-C11	3.88	119.86	111.50
33	TG	201	CYC	CHD-C1D-C2D	3.88	137.00	127.49
43	ZD	101	BCR	C32-C1-C6	3.88	116.58	110.30
33	ZB	201	CYC	C1B-C2B-C3B	-3.88	103.83	107.87
33	nF	202	CYC	C1B-NB-C4B	-3.87	105.74	110.67
33	cI	201	CYC	C2B-C1B-NB	3.87	112.66	106.99
33	hF	201	CYC	OC-C1C-C2C	-3.87	123.09	126.17
33	hK	201	CYC	OC-C1C-C2C	-3.87	123.09	126.17
33	TB	201	CYC	C1B-CHB-C4A	3.87	137.54	128.08
33	T4	201	CYC	C1B-CHB-C4A	3.87	137.54	128.08
33	Z4	201	CYC	C1B-NB-C4B	-3.87	105.74	110.67
33	cC	201	CYC	C2B-C1B-NB	3.87	112.66	106.99
47	vE	201	HEM	CHB-C1B-NB	3.87	129.15	124.37
33	IL	201	CYC	C2D-C1D-ND	3.87	112.84	107.40
43	ZE	101	BCR	C32-C1-C6	3.87	116.58	110.30
33	sB	201	CYC	C1A-C2A-C3A	-3.87	102.50	106.78
33	eF	201	CYC	C1A-C2A-C3A	-3.87	102.50	106.78
33	6L	201	CYC	C1B-C2B-C3B	-3.87	103.83	107.87
33	VL	201	CYC	CHA-C4D-C3D	-3.87	118.42	127.15
33	TB	201	CYC	CAC-C3C-C2C	-3.87	104.59	114.26
33	d6	201	CYC	C1D-C2D-C3D	-3.87	102.86	107.79
43	z1	101	BCR	C32-C1-C6	3.87	116.58	110.30
33	g7	202	CYC	C2B-C1B-NB	3.87	112.65	106.99
33	T4	201	CYC	C1B-C2B-C3B	-3.87	103.83	107.87
43	XE	102	BCR	C33-C5-C6	-3.87	120.18	124.53
33	d2	201	CYC	C1D-C2D-C3D	-3.87	102.86	107.79
43	Z1	101	BCR	C32-C1-C6	3.87	116.57	110.30
33	KG	201	CYC	C2C-C1C-NC	3.87	111.61	108.27
33	s4	201	CYC	C1A-C2A-C3A	-3.87	102.50	106.78
43	iE	102	BCR	C1-C6-C5	-3.87	117.17	122.61

Continued on next page...

Continued from previous page...

Mol	Chain	Res	Type	Atoms	Z	Observed(^{o})	Ideal(^{o})
33	d5	201	CYC	C1D-C2D-C3D	-3.87	102.86	107.79
33	s4	201	CYC	C2D-C1D-ND	3.87	112.84	107.40
33	Z4	201	CYC	C1B-C2B-C3B	-3.87	103.83	107.87
47	v1	201	HEM	CHB-C1B-NB	3.87	129.14	124.37
33	TL	201	CYC	CHD-C1D-C2D	3.87	136.98	127.49
43	zE	101	BCR	C32-C1-C6	3.87	116.57	110.30
33	r4	201	CYC	C2D-C1D-ND	3.86	112.83	107.40
33	9F	201	CYC	CHD-C1D-ND	-3.86	116.47	125.32
33	9K	201	CYC	CHD-C1D-ND	-3.86	116.47	125.32
33	bF	201	CYC	C2B-C1B-NB	3.86	112.64	106.99
33	SG	201	CYC	C2A-C1A-NA	3.86	115.67	110.05
43	zD	101	BCR	C32-C1-C6	3.86	116.56	110.30
47	VD	201	HEM	C1B-NB-C4B	3.86	109.06	105.07
33	T4	201	CYC	CAC-C3C-C2C	-3.86	104.61	114.26
33	d9	201	CYC	C1D-C2D-C3D	-3.86	102.87	107.79
33	SL	201	CYC	C2A-C1A-NA	3.86	115.66	110.05
33	zB	201	CYC	C4A-C3A-C2A	-3.86	102.08	106.51
33	r4	201	CYC	CMD-C2D-C1D	3.86	131.21	125.56
33	VG	201	CYC	CHA-C4D-C3D	-3.86	118.44	127.15
36	CD	508	CLA	CMD-C2D-C3D	3.86	136.49	127.61
33	cH	201	CYC	C2B-C1B-NB	3.86	112.64	106.99
33	6L	201	CYC	CMB-C2B-C1B	3.86	128.99	124.17
33	eK	201	CYC	C1A-C2A-C3A	-3.86	102.51	106.78
33	S4	201	CYC	C2D-C1D-ND	3.86	112.82	107.40
43	zE	101	BCR	C10-C11-C12	-3.86	111.17	123.22
33	c6	201	CYC	C2B-C1B-NB	3.86	112.64	106.99
33	bF	201	CYC	CHD-C1D-C2D	3.86	136.96	127.49
36	C1	508	CLA	CMD-C2D-C3D	3.86	136.49	127.61
43	ZD	101	BCR	C10-C11-C12	-3.86	111.18	123.22
33	b2	201	CYC	C1D-C2D-C3D	-3.86	102.88	107.79
33	dH	201	CYC	C1D-C2D-C3D	-3.86	102.88	107.79
33	B4	1002	CYC	C2B-C1B-NB	3.86	112.64	106.99
43	CE	519	BCR	C20-C21-C22	-3.86	121.81	127.31
33	rB	201	CYC	C2D-C1D-ND	3.86	112.82	107.40
33	bK	201	CYC	CHB-C4A-C3A	3.86	134.82	124.90
33	IF	201	CYC	C2C-C1C-NC	3.86	111.60	108.27
39	C1	521	LMG	O7-C10-C11	3.86	119.81	111.50
43	zD	101	BCR	C10-C11-C12	-3.86	111.19	123.22
33	rB	201	CYC	CMD-C2D-C1D	3.86	131.21	125.56
33	IG	201	CYC	C2D-C1D-ND	3.85	112.82	107.40
39	m1	101	LMG	O7-C10-C11	3.85	119.81	111.50
33	j7	201	CYC	C1D-C2D-C3D	-3.85	102.88	107.79

Continued on next page...

Continued from previous page...

Mol	Chain	Res	Type	Atoms	Z	Observed(^{o})	Ideal(^{o})
33	CB	1001	CYC	C2B-C1B-NB	3.85	112.63	106.99
43	ZE	101	BCR	C10-C11-C12	-3.85	111.19	123.22
33	C4	1001	CYC	C2B-C1B-NB	3.85	112.63	106.99
33	lC	201	CYC	C1D-C2D-C3D	-3.85	102.88	107.79
43	Z1	101	BCR	C10-C11-C12	-3.85	111.20	123.22
39	mE	101	LMG	O7-C10-C11	3.85	119.80	111.50
33	QG	201	CYC	OC-C1C-C2C	-3.85	123.11	126.17
33	2L	201	CYC	CHD-C1D-C2D	3.85	136.94	127.49
33	bF	201	CYC	CHB-C4A-C3A	3.85	134.80	124.90
33	tB	1001	CYC	CHD-C4C-NC	3.85	129.78	125.20
33	Y4	201	CYC	C2C-C1C-NC	3.85	111.59	108.27
33	c7	201	CYC	C2B-C1B-NB	3.85	112.62	106.99
33	hI	201	CYC	C1D-C2D-C3D	-3.85	102.89	107.79
33	ZB	201	CYC	C1B-NB-C4B	-3.85	105.77	110.67
33	t4	1001	CYC	CHD-C4C-NC	3.85	129.78	125.20
33	cK	201	CYC	CHA-C1A-C2A	-3.85	116.42	125.32
33	c8	201	CYC	C2B-C1B-NB	3.85	112.62	106.99
33	XK	201	CYC	C1B-NB-C4B	-3.85	105.77	110.67
33	cF	201	CYC	CHA-C1A-C2A	-3.85	116.42	125.32
33	mK	201	CYC	C2D-C1D-ND	3.84	112.80	107.40
39	mD	101	LMG	O7-C10-C11	3.84	119.79	111.50
33	CB	1001	CYC	C1B-C2B-C3B	-3.84	103.86	107.87
33	TL	201	CYC	C2C-C1C-NC	3.84	111.59	108.27
33	z4	201	CYC	C4A-C3A-C2A	-3.84	102.09	106.51
33	dA	201	CYC	C1D-C2D-C3D	-3.84	102.89	107.79
33	2L	201	CYC	CMB-C2B-C1B	3.84	128.97	124.17
33	d3	201	CYC	C1D-C2D-C3D	-3.84	102.89	107.79
33	QL	201	CYC	OC-C1C-C2C	-3.84	123.12	126.17
33	nK	202	CYC	C1B-NB-C4B	-3.84	105.78	110.67
33	hC	201	CYC	C1D-C2D-C3D	-3.84	102.90	107.79
33	mF	201	CYC	CHA-C4D-C3D	-3.84	118.48	127.15
38	CE	501	SQD	O47-C7-C8	3.84	119.78	111.50
33	cA	201	CYC	C2B-C1B-NB	3.84	112.61	106.99
33	h6	201	CYC	C1D-C2D-C3D	-3.84	102.90	107.79
33	l7	201	CYC	C1D-C2D-C3D	-3.84	102.90	107.79
36	CE	508	CLA	CMD-C2D-C3D	3.84	136.45	127.61
33	YK	201	CYC	OC-C1C-C2C	-3.84	123.12	126.17
43	z1	101	BCR	C10-C11-C12	-3.84	111.23	123.22
38	CD	501	SQD	O47-C7-C8	3.84	119.77	111.50
33	d7	201	CYC	C1D-C2D-C3D	-3.84	102.90	107.79
43	CD	519	BCR	C20-C21-C22	-3.84	121.83	127.31
38	C1	501	SQD	O47-C7-C8	3.84	119.77	111.50

Continued on next page...

Continued from previous page...

Mol	Chain	Res	Type	Atoms	Z	Observed(^{o})	Ideal(^{o})
33	l5	201	CYC	C1D-C2D-C3D	-3.84	102.90	107.79
33	2G	201	CYC	CHD-C1D-C2D	3.84	136.91	127.49
33	lI	201	CYC	C1D-C2D-C3D	-3.84	102.90	107.79
33	l2	201	CYC	C1D-C2D-C3D	-3.84	102.91	107.79
33	dI	201	CYC	C1D-C2D-C3D	-3.83	102.91	107.79
33	AL	201	CYC	C1A-C2A-C3A	-3.83	102.54	106.78
33	3F	101	CYC	CAB-C3B-C4B	3.83	127.43	121.38
33	7L	201	CYC	CHB-C4A-C3A	3.83	134.76	124.90
33	bI	201	CYC	C1D-C2D-C3D	-3.83	102.91	107.79
33	BB	1002	CYC	C2B-C1B-NB	3.83	112.60	106.99
33	ZK	201	CYC	C1B-NB-C4B	-3.83	105.79	110.67
33	mK	201	CYC	CHA-C4D-C3D	-3.83	118.51	127.15
33	h7	201	CYC	C1D-C2D-C3D	-3.83	102.91	107.79
33	hA	201	CYC	C1D-C2D-C3D	-3.83	102.91	107.79
33	b6	201	CYC	C1D-C2D-C3D	-3.83	102.91	107.79
43	c1	519	BCR	C24-C23-C22	-3.83	120.45	126.23
33	l9	201	CYC	C1D-C2D-C3D	-3.83	102.91	107.79
33	f5	201	CYC	C1D-C2D-C3D	-3.83	102.92	107.79
43	DD	407	BCR	C3-C4-C5	-3.83	107.24	114.08
33	BB	1002	CYC	C1B-C2B-C3B	-3.83	103.88	107.87
33	Z4	201	CYC	CHB-C4A-NA	-3.83	116.93	124.93
33	ZF	201	CYC	C1B-NB-C4B	-3.82	105.80	110.67
33	Q4	201	CYC	C1B-NB-C4B	-3.82	105.80	110.67
43	CE	519	BCR	C15-C14-C13	-3.82	121.85	127.31
33	XB	201	CYC	C2A-C1A-NA	3.82	115.61	110.05
43	C1	519	BCR	C20-C21-C22	-3.82	121.85	127.31
33	VG	201	CYC	C2D-C1D-ND	3.82	112.77	107.40
43	DE	407	BCR	C3-C4-C5	-3.82	107.25	114.08
33	QB	201	CYC	C1B-NB-C4B	-3.82	105.80	110.67
33	7G	201	CYC	CHB-C4A-C3A	3.82	134.73	124.90
43	C1	519	BCR	C15-C14-C13	-3.82	121.86	127.31
33	h2	201	CYC	C1D-C2D-C3D	-3.82	102.92	107.79
33	lH	201	CYC	C1D-C2D-C3D	-3.82	102.92	107.79
33	ZB	201	CYC	CHB-C4A-NA	-3.82	116.94	124.93
33	C4	1001	CYC	C1B-C2B-C3B	-3.82	103.88	107.87
33	B4	1002	CYC	C1B-C2B-C3B	-3.82	103.89	107.87
33	vB	201	CYC	C1B-C2B-C3B	-3.82	103.89	107.87
47	VE	201	HEM	C1B-NB-C4B	3.82	109.02	105.07
33	GL	201	CYC	OC-C1C-C2C	-3.82	123.14	126.17
33	IK	201	CYC	C2C-C1C-NC	3.82	111.56	108.27
33	VL	201	CYC	C2D-C1D-ND	3.82	112.76	107.40
43	D1	406	BCR	C3-C4-C5	-3.82	107.26	114.08

Continued on next page...

Continued from previous page...

Mol	Chain	Res	Type	Atoms	Z	Observed(^{o})	Ideal(^{o})
33	JL	201	CYC	C2C-C1C-NC	3.82	111.56	108.27
33	AG	201	CYC	C1A-C2A-C3A	-3.81	102.56	106.78
33	hH	201	CYC	C1D-C2D-C3D	-3.81	102.93	107.79
33	KL	201	CYC	C2C-C1C-NC	3.81	111.56	108.27
33	b7	201	CYC	C1D-C2D-C3D	-3.81	102.93	107.79
33	MF	201	CYC	C1B-NB-C4B	-3.81	105.81	110.67
33	h3	201	CYC	C1D-C2D-C3D	-3.81	102.94	107.79
33	bH	201	CYC	C1D-C2D-C3D	-3.81	102.94	107.79
33	bJ	201	CYC	C1D-C2D-C3D	-3.81	102.94	107.79
47	V1	201	HEM	C1B-NB-C4B	3.81	109.01	105.07
33	b3	201	CYC	C1D-C2D-C3D	-3.81	102.94	107.79
33	l6	201	CYC	C1D-C2D-C3D	-3.81	102.94	107.79
33	2G	201	CYC	CMB-C2B-C1B	3.81	128.92	124.17
43	D1	406	BCR	C16-C15-C14	-3.81	115.67	123.47
33	nF	201	CYC	CBA-CAA-C2A	3.81	123.21	112.63
43	CD	519	BCR	C15-C14-C13	-3.81	121.88	127.31
33	b8	201	CYC	C1D-C2D-C3D	-3.81	102.94	107.79
33	X4	201	CYC	C2A-C1A-NA	3.81	115.59	110.05
33	b5	201	CYC	C1D-C2D-C3D	-3.81	102.94	107.79
43	d1	407	BCR	C16-C15-C14	-3.81	115.68	123.47
33	MK	201	CYC	C1B-NB-C4B	-3.81	105.82	110.67
33	h5	201	CYC	C1D-C2D-C3D	-3.81	102.94	107.79
33	HG	201	CYC	CMD-C2D-C1D	3.81	131.13	125.56
33	nK	201	CYC	CBA-CAA-C2A	3.81	123.20	112.63
33	h8	201	CYC	C1D-C2D-C3D	-3.80	102.94	107.79
33	hJ	201	CYC	C1D-C2D-C3D	-3.80	102.94	107.79
33	tB	1001	CYC	CBD-CAD-C3D	3.80	123.20	112.63
33	RG	201	CYC	C1D-C2D-C3D	-3.80	102.94	107.79
33	ZK	201	CYC	CHD-C1D-C2D	3.80	136.83	127.49
33	mF	201	CYC	C2D-C1D-ND	3.80	112.75	107.40
33	h9	201	CYC	C1D-C2D-C3D	-3.80	102.95	107.79
33	lA	201	CYC	C1D-C2D-C3D	-3.80	102.95	107.79
33	RL	201	CYC	C1D-C2D-C3D	-3.80	102.95	107.79
33	l8	201	CYC	C1D-C2D-C3D	-3.80	102.95	107.79
33	f9	201	CYC	C1D-C2D-C3D	-3.80	102.95	107.79
33	lJ	201	CYC	C1D-C2D-C3D	-3.80	102.95	107.79
33	LL	201	CYC	CMA-C3A-C4A	3.80	130.92	125.06
43	dD	407	BCR	C3-C4-C5	-3.80	107.29	114.08
43	dE	407	BCR	C3-C4-C5	-3.80	107.29	114.08
43	d1	407	BCR	C3-C4-C5	-3.80	107.29	114.08
33	l3	201	CYC	C1D-C2D-C3D	-3.80	102.95	107.79
33	LF	201	CYC	CMB-C2B-C1B	3.80	128.91	124.17

Continued on next page...

Continued from previous page...

Mol	Chain	Res	Type	Atoms	Z	Observed(^{o})	Ideal(^{o})
33	t4	1001	CYC	CBD-CAD-C3D	3.80	123.19	112.63
33	v4	201	CYC	C1B-C2B-C3B	-3.80	103.91	107.87
33	ZF	201	CYC	CHD-C1D-C2D	3.80	136.82	127.49
33	TL	201	CYC	CAB-C3B-C4B	3.80	127.38	121.38
33	IL	201	CYC	C1D-C2D-C3D	-3.80	102.95	107.79
43	DE	407	BCR	C16-C15-C14	-3.80	115.70	123.47
33	ML	201	CYC	CBA-CAA-C2A	3.80	123.18	112.63
36	c1	510	CLA	CAC-C3C-C4C	3.80	129.74	124.81
33	bA	201	CYC	C1D-C2D-C3D	-3.80	102.95	107.79
33	LK	201	CYC	CMB-C2B-C1B	3.80	128.91	124.17
33	o4	201	CYC	C2D-C1D-ND	3.80	112.73	107.40
33	3K	101	CYC	CAB-C3B-C4B	3.79	127.37	121.38
33	pB	201	CYC	C1B-C2B-C3B	-3.79	103.91	107.87
33	fI	201	CYC	C1D-C2D-C3D	-3.79	102.96	107.79
33	TG	201	CYC	CAB-C3B-C4B	3.79	127.37	121.38
33	RG	201	CYC	C4D-ND-C1D	-3.79	103.02	109.79
33	fF	201	CYC	C1D-C2D-C3D	-3.79	102.96	107.79
33	GG	201	CYC	OC-C1C-C2C	-3.79	123.16	126.17
43	dD	407	BCR	C16-C15-C14	-3.79	115.71	123.47
43	DD	407	BCR	C16-C15-C14	-3.79	115.71	123.47
43	dE	407	BCR	C16-C15-C14	-3.79	115.71	123.47
33	fC	201	CYC	C1D-C2D-C3D	-3.79	102.96	107.79
33	fH	201	CYC	C1D-C2D-C3D	-3.79	102.96	107.79
42	D1	408	LHG	O7-C7-C8	3.79	119.67	111.50
43	CE	519	BCR	C7-C8-C9	-3.79	120.51	126.23
33	pB	201	CYC	CAD-CBD-CGD	-3.79	105.45	113.60
33	p4	201	CYC	C1B-C2B-C3B	-3.79	103.92	107.87
33	HL	201	CYC	CMD-C2D-C1D	3.79	131.10	125.56
36	c1	509	CLA	C4D-C3D-CAD	-3.79	103.63	108.10
33	yB	201	CYC	OC-C1C-C2C	-3.79	123.16	126.17
33	p4	201	CYC	CAD-CBD-CGD	-3.79	105.46	113.60
33	jF	201	CYC	C1B-C2B-C3B	-3.79	103.92	107.87
33	f2	201	CYC	C1D-C2D-C3D	-3.78	102.97	107.79
33	f3	201	CYC	C1D-C2D-C3D	-3.78	102.97	107.79
33	zB	201	CYC	C1B-NB-C4B	-3.78	105.85	110.67
42	DD	409	LHG	O7-C7-C8	3.78	119.66	111.50
33	Q4	201	CYC	CBA-CAA-C2A	3.78	123.14	112.63
33	fJ	201	CYC	C1D-C2D-C3D	-3.78	102.97	107.79
33	JG	201	CYC	C2C-C1C-NC	3.78	111.53	108.27
33	nK	201	CYC	C2D-C1D-ND	3.78	112.72	107.40
33	MK	201	CYC	CHA-C4D-C3D	-3.78	118.62	127.15
43	cD	519	BCR	C24-C23-C22	-3.78	120.52	126.23

Continued on next page...

Continued from previous page...

Mol	Chain	Res	Type	Atoms	Z	Observed(^{o})	Ideal(^{o})
33	MG	201	CYC	CBA-CAA-C2A	3.78	123.13	112.63
33	9K	201	CYC	C1D-C2D-C3D	-3.78	102.97	107.79
33	IG	201	CYC	C1B-C2B-C3B	-3.78	103.93	107.87
36	cD	509	CLA	C4D-C3D-CAD	-3.78	103.64	108.10
33	f6	201	CYC	C1D-C2D-C3D	-3.78	102.98	107.79
33	b9	201	CYC	C1D-C2D-C3D	-3.78	102.98	107.79
33	fK	201	CYC	C1D-C2D-C3D	-3.78	102.98	107.79
33	QB	201	CYC	CBA-CAA-C2A	3.78	123.12	112.63
42	d1	409	LHG	O7-C7-C8	3.78	119.64	111.50
43	kE	102	BCR	C16-C17-C18	-3.78	121.92	127.31
33	9F	201	CYC	C1D-C2D-C3D	-3.78	102.98	107.79
42	dE	409	LHG	O7-C7-C8	3.78	119.64	111.50
42	DE	409	LHG	O7-C7-C8	3.78	119.64	111.50
36	cE	510	CLA	CAC-C3C-C4C	3.78	129.71	124.81
33	r4	201	CYC	C1B-C2B-C3B	-3.77	103.93	107.87
33	LG	201	CYC	CMA-C3A-C4A	3.77	130.88	125.06
36	cD	510	CLA	CAC-C3C-C4C	3.77	129.71	124.81
33	fA	201	CYC	C1D-C2D-C3D	-3.77	102.98	107.79
33	bC	201	CYC	C1D-C2D-C3D	-3.77	102.98	107.79
44	H1	102	DGD	O2G-C1B-C2B	3.77	119.63	111.50
33	rB	201	CYC	C1B-C2B-C3B	-3.77	103.94	107.87
33	MF	201	CYC	CHA-C4D-C3D	-3.77	118.64	127.15
33	AG	201	CYC	C2A-C1A-NA	3.77	115.53	110.05
33	PB	201	CYC	C4D-C3D-C2D	-3.77	103.16	107.62
33	f7	201	CYC	C1D-C2D-C3D	-3.77	102.99	107.79
33	z4	201	CYC	C1B-NB-C4B	-3.77	105.87	110.67
43	CD	519	BCR	C7-C8-C9	-3.77	120.54	126.23
44	HE	102	DGD	O2G-C1B-C2B	3.77	119.62	111.50
42	dD	409	LHG	O7-C7-C8	3.77	119.62	111.50
33	jK	201	CYC	C1B-C2B-C3B	-3.77	103.94	107.87
33	k2	201	CYC	C4D-C3D-C2D	-3.77	103.17	107.62
33	RL	201	CYC	C4D-ND-C1D	-3.77	103.07	109.79
33	IG	201	CYC	C1D-C2D-C3D	-3.77	102.99	107.79
33	f8	201	CYC	C1D-C2D-C3D	-3.77	102.99	107.79
33	oB	201	CYC	C2D-C1D-ND	3.77	112.69	107.40
44	HD	102	DGD	O2G-C1B-C2B	3.77	119.62	111.50
33	5L	201	CYC	C1B-CHB-C4A	3.77	137.28	128.08
43	kD	102	BCR	C16-C17-C18	-3.77	121.94	127.31
33	ML	201	CYC	CHB-C1B-NB	-3.77	117.97	126.06
36	cE	509	CLA	C4D-C3D-CAD	-3.76	103.66	108.10
33	MG	201	CYC	CHB-C1B-NB	-3.76	117.98	126.06
33	7G	201	CYC	CHB-C1B-NB	-3.76	117.98	126.06

Continued on next page...

Continued from previous page...

Mol	Chain	Res	Type	Atoms	Z	Observed(^{o})	Ideal(^{o})
33	cI	201	CYC	C4D-C3D-C2D	-3.76	103.17	107.62
33	AL	201	CYC	C2A-C1A-NA	3.76	115.52	110.05
33	7L	201	CYC	CHB-C1B-NB	-3.76	117.98	126.06
43	cE	519	BCR	C24-C23-C22	-3.76	120.55	126.23
36	c1	505	CLA	CMB-C2B-C1B	-3.76	119.64	125.37
33	kJ	201	CYC	C4D-C3D-C2D	-3.76	103.18	107.62
33	nF	201	CYC	C2D-C1D-ND	3.76	112.68	107.40
33	5G	201	CYC	C1B-CHB-C4A	3.76	137.26	128.08
47	v1	201	HEM	C1B-NB-C4B	3.76	108.95	105.07
33	IL	201	CYC	C1B-C2B-C3B	-3.75	103.95	107.87
33	uB	201	CYC	C1B-NB-C4B	-3.75	105.89	110.67
33	ML	201	CYC	CHA-C4D-C3D	-3.75	118.68	127.15
45	D1	402	PHO	C4D-CHA-CBD	-3.75	106.82	108.52
33	bK	201	CYC	C4D-C3D-C2D	-3.75	103.18	107.62
43	CD	520	BCR	C16-C17-C18	-3.75	121.96	127.31
43	cE	515	BCR	C27-C26-C25	-3.75	117.29	122.73
33	y4	201	CYC	OC-C1C-C2C	-3.75	123.19	126.17
39	yE	101	LMG	O7-C10-C11	3.75	119.58	111.50
33	MG	201	CYC	CHA-C4D-C3D	-3.75	118.69	127.15
33	kA	201	CYC	C4D-C3D-C2D	-3.75	103.19	107.62
39	yD	101	LMG	O7-C10-C11	3.75	119.58	111.50
33	Y4	201	CYC	C2A-C1A-NA	3.75	115.50	110.05
33	KK	201	CYC	C2B-C1B-NB	3.75	112.47	106.99
33	pB	201	CYC	C2A-C1A-NA	3.75	115.50	110.05
37	aE	408	PL9	C40-C39-C41	3.75	121.57	115.27
33	i8	202	CYC	C4D-C3D-C2D	-3.74	103.19	107.62
33	bF	201	CYC	C4D-C3D-C2D	-3.74	103.19	107.62
43	Z1	102	BCR	C16-C17-C18	-3.74	121.97	127.31
33	cF	201	CYC	CHD-C1D-ND	-3.74	116.75	125.32
33	k5	201	CYC	C4D-C3D-C2D	-3.74	103.20	107.62
39	y1	101	LMG	O7-C10-C11	3.74	119.57	111.50
33	P4	201	CYC	C4D-C3D-C2D	-3.74	103.20	107.62
37	aD	408	PL9	C40-C39-C41	3.74	121.56	115.27
33	cK	201	CYC	CHD-C1D-ND	-3.74	116.75	125.32
33	k3	201	CYC	C4D-C3D-C2D	-3.74	103.20	107.62
33	kH	201	CYC	C4D-C3D-C2D	-3.74	103.20	107.62
33	k8	201	CYC	C4D-C3D-C2D	-3.74	103.20	107.62
45	DE	403	PHO	C4D-CHA-CBD	-3.74	106.83	108.52
33	uB	201	CYC	CMA-C3A-C4A	3.74	130.82	125.06
33	z4	201	CYC	C1D-C2D-C3D	-3.74	103.03	107.79
43	C1	519	BCR	C7-C8-C9	-3.74	120.59	126.23
33	sB	201	CYC	CHB-C4A-NA	-3.74	117.12	124.93

Continued on next page...

Continued from previous page...

Mol	Chain	Res	Type	Atoms	Z	Observed(^{o})	Ideal(^{o})
37	a1	409	PL9	C40-C39-C41	3.74	121.56	115.27
47	vD	201	HEM	C1B-NB-C4B	3.74	108.93	105.07
33	zB	201	CYC	C1D-C2D-C3D	-3.74	103.03	107.79
33	kC	201	CYC	C4D-C3D-C2D	-3.73	103.21	107.62
33	u4	201	CYC	C1B-NB-C4B	-3.73	105.91	110.67
33	i9	202	CYC	C4D-C3D-C2D	-3.73	103.21	107.62
33	kI	201	CYC	C4D-C3D-C2D	-3.73	103.21	107.62
33	e2	201	CYC	C4D-C3D-C2D	-3.73	103.21	107.62
33	e3	201	CYC	C4D-C3D-C2D	-3.73	103.21	107.62
33	fF	201	CYC	C4D-ND-C1D	-3.73	103.13	109.79
33	ZF	201	CYC	C2C-C1C-NC	3.73	111.49	108.27
33	YB	201	CYC	C2A-C1A-NA	3.73	115.48	110.05
33	s4	201	CYC	CHB-C4A-NA	-3.73	117.13	124.93
43	ZE	102	BCR	C16-C17-C18	-3.73	121.99	127.31
33	B4	1001	CYC	C2C-C1C-NC	3.73	111.49	108.27
45	DD	401	PHO	C4D-CHA-CBD	-3.73	106.83	108.52
33	v4	201	CYC	C4D-C3D-C2D	-3.73	103.21	107.62
33	pB	201	CYC	C1D-C2D-C3D	-3.73	103.04	107.79
47	vE	201	HEM	C1B-NB-C4B	3.73	108.92	105.07
33	BB	1001	CYC	C2C-C1C-NC	3.73	111.49	108.27
33	p4	201	CYC	C1D-C2D-C3D	-3.73	103.04	107.79
33	KF	201	CYC	C2B-C1B-NB	3.73	112.44	106.99
36	bD	608	CLA	CMB-C2B-C1B	-3.73	119.69	125.37
33	c5	201	CYC	C4D-C3D-C2D	-3.73	103.22	107.62
33	iC	202	CYC	C4D-C3D-C2D	-3.73	103.22	107.62
43	c1	515	BCR	C15-C14-C13	-3.73	121.99	127.31
33	nF	202	CYC	CHD-C1D-ND	-3.73	116.78	125.32
33	OB	201	CYC	C2C-C1C-NC	3.73	111.48	108.27
33	B4	1002	CYC	C2C-C1C-NC	3.73	111.48	108.27
43	cD	515	BCR	C15-C14-C13	-3.73	121.99	127.31
33	c8	201	CYC	C4D-C3D-C2D	-3.73	103.22	107.62
33	cH	201	CYC	C4D-C3D-C2D	-3.73	103.22	107.62
43	h1	105	BCR	C28-C27-C26	-3.73	107.42	114.08
36	cD	506	CLA	CMB-C2B-C1B	-3.72	119.70	125.37
43	XE	102	BCR	C28-C27-C26	-3.72	107.43	114.08
36	BE	606	CLA	CMB-C2B-C1B	-3.72	119.70	125.37
33	u4	201	CYC	CMA-C3A-C4A	3.72	130.80	125.06
33	CB	1001	CYC	C2C-C1C-NC	3.72	111.48	108.27
43	b1	616	BCR	C11-C10-C9	3.72	132.62	127.31
33	p4	201	CYC	C2A-C1A-NA	3.72	115.47	110.05
43	hD	105	BCR	C28-C27-C26	-3.72	107.43	114.08
33	fK	201	CYC	C4D-ND-C1D	-3.72	103.14	109.79

Continued on next page...

Continued from previous page...

Mol	Chain	Res	Type	Atoms	Z	Observed(^{o})	Ideal(^{o})
33	9K	201	CYC	C1B-C2B-C3B	-3.72	103.99	107.87
33	IG	201	CYC	OC-C1C-C2C	-3.72	123.21	126.17
33	IL	201	CYC	OC-C1C-C2C	-3.72	123.21	126.17
37	dD	408	PL9	C40-C39-C41	3.72	121.53	115.27
33	k7	201	CYC	C4D-C3D-C2D	-3.72	103.22	107.62
37	dE	408	PL9	C40-C39-C41	3.72	121.53	115.27
33	cC	201	CYC	C4D-C3D-C2D	-3.72	103.22	107.62
33	bF	201	CYC	CHD-C4C-NC	-3.72	120.78	125.20
33	nK	202	CYC	CHD-C1D-ND	-3.72	116.80	125.32
36	b1	608	CLA	CMB-C2B-C1B	-3.72	119.70	125.37
33	ZK	201	CYC	C2C-C1C-NC	3.72	111.48	108.27
36	cE	506	CLA	CMB-C2B-C1B	-3.72	119.70	125.37
37	d1	408	PL9	C40-C39-C41	3.72	121.53	115.27
33	vB	201	CYC	C4D-C3D-C2D	-3.72	103.23	107.62
36	cE	506	CLA	CMA-C3A-C4A	-3.72	101.78	111.77
43	cE	515	BCR	C15-C14-C13	-3.72	122.00	127.31
33	k9	201	CYC	C4D-C3D-C2D	-3.72	103.23	107.62
36	A1	404	CLA	CHB-C4A-NA	3.72	129.65	124.51
33	q4	201	CYC	C1B-C2B-C3B	-3.72	103.99	107.87
43	k1	102	BCR	C16-C17-C18	-3.72	122.01	127.31
33	bK	201	CYC	CHD-C4C-NC	-3.71	120.79	125.20
43	cD	515	BCR	C27-C26-C25	-3.71	117.34	122.73
43	hE	105	BCR	C28-C27-C26	-3.71	107.45	114.08
33	BB	1002	CYC	C2C-C1C-NC	3.71	111.47	108.27
36	bE	608	CLA	CMB-C2B-C1B	-3.71	119.72	125.37
33	k6	201	CYC	C4D-C3D-C2D	-3.71	103.23	107.62
36	cD	506	CLA	CMA-C3A-C4A	-3.71	101.80	111.77
36	bE	612	CLA	CMB-C2B-C1B	-3.71	119.72	125.37
33	4G	201	CYC	C4D-C3D-C2D	-3.71	103.24	107.62
36	b1	612	CLA	CMB-C2B-C1B	-3.71	119.72	125.37
33	z4	201	CYC	C1B-C2B-C3B	-3.71	104.00	107.87
33	aF	201	CYC	CHD-C1D-ND	-3.71	116.83	125.32
43	XD	102	BCR	C28-C27-C26	-3.71	107.46	114.08
36	bD	612	CLA	CMB-C2B-C1B	-3.71	119.72	125.37
36	c1	505	CLA	CMA-C3A-C4A	-3.71	101.81	111.77
33	cA	201	CYC	C4D-C3D-C2D	-3.71	103.24	107.62
33	fJ	201	CYC	OC-C1C-C2C	-3.71	123.23	126.17
44	cE	518	DGD	O2G-C1B-C2B	3.71	119.49	111.50
33	NL	201	CYC	C4D-C3D-C2D	-3.70	103.24	107.62
33	c3	201	CYC	C4D-C3D-C2D	-3.70	103.24	107.62
33	i7	202	CYC	C4D-C3D-C2D	-3.70	103.24	107.62
33	4L	201	CYC	C4D-C3D-C2D	-3.70	103.24	107.62

Continued on next page...

Continued from previous page...

Mol	Chain	Res	Type	Atoms	Z	Observed(^{o})	Ideal(^{o})
33	SL	201	CYC	C1A-C2A-C3A	-3.70	102.68	106.78
43	bD	616	BCR	C11-C10-C9	3.70	132.60	127.31
33	C4	1001	CYC	C2C-C1C-NC	3.70	111.47	108.27
36	AD	404	CLA	CHB-C4A-NA	3.70	129.63	124.51
33	aF	201	CYC	CMA-C3A-C4A	3.70	130.76	125.06
33	kF	201	CYC	CHD-C1D-ND	-3.70	116.84	125.32
33	fA	201	CYC	OC-C1C-C2C	-3.70	123.23	126.17
33	aK	201	CYC	CMA-C3A-C4A	3.70	130.76	125.06
33	c6	201	CYC	C4D-C3D-C2D	-3.70	103.25	107.62
33	c9	201	CYC	C4D-C3D-C2D	-3.70	103.25	107.62
33	iI	202	CYC	C4D-C3D-C2D	-3.70	103.25	107.62
33	qB	201	CYC	C1B-C2B-C3B	-3.70	104.01	107.87
33	9F	201	CYC	C1B-C2B-C3B	-3.70	104.01	107.87
33	NG	201	CYC	C4D-C3D-C2D	-3.70	103.25	107.62
33	i3	202	CYC	C4D-C3D-C2D	-3.70	103.25	107.62
33	e7	201	CYC	C4D-C3D-C2D	-3.70	103.25	107.62
33	iH	202	CYC	C4D-C3D-C2D	-3.70	103.25	107.62
33	7L	201	CYC	C3D-C4D-ND	3.70	112.55	107.57
43	X1	102	BCR	C28-C27-C26	-3.70	107.47	114.08
36	BE	611	CLA	CMB-C2B-C1B	-3.70	119.74	125.37
33	Y4	201	CYC	C1B-C2B-C3B	-3.70	104.01	107.87
33	iA	202	CYC	C4D-C3D-C2D	-3.70	103.25	107.62
33	eI	201	CYC	C4D-C3D-C2D	-3.70	103.25	107.62
33	kK	201	CYC	CHD-C1D-ND	-3.70	116.85	125.32
33	aK	201	CYC	CHD-C1D-ND	-3.70	116.85	125.32
33	KG	201	CYC	C4D-C3D-C2D	-3.70	103.25	107.62
33	eC	201	CYC	C4D-C3D-C2D	-3.70	103.25	107.62
44	cD	518	DGD	O2G-C1B-C2B	3.70	119.47	111.50
36	CD	510	CLA	CHB-C4A-NA	3.70	129.62	124.51
43	CD	516	BCR	C37-C22-C23	3.70	123.90	118.08
43	c1	515	BCR	C37-C22-C23	3.70	123.90	118.08
33	c2	201	CYC	C4D-C3D-C2D	-3.70	103.25	107.62
33	i2	202	CYC	C4D-C3D-C2D	-3.70	103.25	107.62
33	SG	201	CYC	C1A-C2A-C3A	-3.69	102.69	106.78
43	cD	515	BCR	C37-C22-C23	3.69	123.90	118.08
43	cE	515	BCR	C37-C22-C23	3.69	123.90	118.08
33	f6	201	CYC	OC-C1C-C2C	-3.69	123.24	126.17
33	cJ	201	CYC	C4D-C3D-C2D	-3.69	103.25	107.62
33	zB	201	CYC	C1B-C2B-C3B	-3.69	104.02	107.87
37	D1	407	PL9	C40-C39-C41	3.69	121.48	115.27
36	BD	606	CLA	CMB-C2B-C1B	-3.69	119.75	125.37
33	e5	201	CYC	C4D-C3D-C2D	-3.69	103.26	107.62

Continued on next page...

Continued from previous page...

Mol	Chain	Res	Type	Atoms	Z	Observed(^{o})	Ideal(^{o})
33	e9	201	CYC	C4D-C3D-C2D	-3.69	103.26	107.62
33	YB	201	CYC	C1B-C2B-C3B	-3.69	104.02	107.87
33	i6	202	CYC	C4D-C3D-C2D	-3.69	103.26	107.62
33	c7	201	CYC	C4D-C3D-C2D	-3.69	103.26	107.62
33	eH	201	CYC	C4D-C3D-C2D	-3.69	103.26	107.62
43	CE	516	BCR	C37-C22-C23	3.69	123.89	118.08
44	c1	518	DGD	O2G-C1B-C2B	3.69	119.46	111.50
37	DD	408	PL9	C40-C39-C41	3.69	121.48	115.27
33	i5	202	CYC	C4D-C3D-C2D	-3.69	103.26	107.62
33	eA	201	CYC	C4D-C3D-C2D	-3.69	103.26	107.62
36	CE	510	CLA	CHB-C4A-NA	3.69	129.62	124.51
33	TG	201	CYC	OC-C1C-C2C	-3.69	123.24	126.17
33	gJ	202	CYC	C4D-C3D-C2D	-3.69	103.26	107.62
33	eK	201	CYC	CHA-C4D-C3D	-3.69	118.83	127.15
33	e8	201	CYC	C4D-C3D-C2D	-3.69	103.26	107.62
36	BD	611	CLA	CMB-C2B-C1B	-3.69	119.75	125.37
43	bE	616	BCR	C11-C10-C9	3.69	132.57	127.31
33	KG	201	CYC	CMD-C2D-C1D	3.69	130.96	125.56
33	HL	201	CYC	C1B-C2B-C3B	-3.69	104.02	107.87
33	gK	201	CYC	C2C-C1C-NC	3.69	111.45	108.27
36	AE	404	CLA	CHB-C4A-NA	3.69	129.61	124.51
33	OB	201	CYC	OC-C1C-C2C	-3.69	123.24	126.17
43	c1	515	BCR	C27-C26-C25	-3.68	117.38	122.73
33	LF	201	CYC	C1B-C2B-C3B	-3.68	104.03	107.87
37	DE	408	PL9	C40-C39-C41	3.68	121.47	115.27
33	eJ	201	CYC	C4D-C3D-C2D	-3.68	103.27	107.62
33	fC	201	CYC	OC-C1C-C2C	-3.68	123.25	126.17
33	eF	201	CYC	CHA-C4D-C3D	-3.68	118.84	127.15
33	4L	201	CYC	C2A-C1A-NA	3.68	115.41	110.05
33	GG	201	CYC	CHD-C1D-C2D	3.68	136.53	127.49
33	f5	201	CYC	OC-C1C-C2C	-3.68	123.25	126.17
33	MF	201	CYC	OC-C1C-C2C	-3.68	123.25	126.17
33	f2	201	CYC	OC-C1C-C2C	-3.68	123.25	126.17
33	LK	201	CYC	C1B-C2B-C3B	-3.68	104.03	107.87
33	a4	201	CYC	CHD-C1D-ND	-3.68	116.89	125.32
33	aB	201	CYC	CHD-C1D-ND	-3.68	116.89	125.32
36	B1	611	CLA	CMB-C2B-C1B	-3.68	119.77	125.37
33	OL	201	CYC	C4D-ND-C1D	-3.68	103.23	109.79
33	JK	201	CYC	C1B-C2B-C3B	-3.67	104.04	107.87
33	f7	201	CYC	OC-C1C-C2C	-3.67	123.25	126.17
33	gF	201	CYC	C2C-C1C-NC	3.67	111.44	108.27
33	KK	201	CYC	CHB-C4A-C3A	3.67	134.35	124.90

Continued on next page...

Continued from previous page...

Mol	Chain	Res	Type	Atoms	Z	Observed(^{o})	Ideal(^{o})
36	dE	403	CLA	CMB-C2B-C1B	-3.67	119.78	125.37
33	fH	201	CYC	OC-C1C-C2C	-3.67	123.25	126.17
33	HG	201	CYC	C1B-C2B-C3B	-3.67	104.04	107.87
33	OG	201	CYC	C4D-ND-C1D	-3.67	103.24	109.79
43	C1	516	BCR	C37-C22-C23	3.67	123.86	118.08
33	JF	201	CYC	C1B-C2B-C3B	-3.67	104.04	107.87
33	7G	201	CYC	C3D-C4D-ND	3.67	112.52	107.57
33	ZB	201	CYC	C4D-C3D-C2D	-3.67	103.28	107.62
33	GL	201	CYC	CHD-C1D-C2D	3.67	136.50	127.49
43	B1	615	BCR	C11-C10-C9	3.67	132.55	127.31
33	4G	201	CYC	C2A-C1A-NA	3.67	115.39	110.05
33	iJ	202	CYC	C4D-C3D-C2D	-3.67	103.28	107.62
36	C1	510	CLA	CHB-C4A-NA	3.67	129.58	124.51
33	gA	301	CYC	C4D-C3D-C2D	-3.67	103.29	107.62
33	KL	201	CYC	CMD-C2D-C1D	3.67	130.93	125.56
33	e6	201	CYC	C4D-C3D-C2D	-3.67	103.29	107.62
33	KG	201	CYC	OC-C1C-C2C	-3.67	123.26	126.17
33	2L	201	CYC	OC-C1C-C2C	-3.67	123.26	126.17
43	dD	407	BCR	C16-C17-C18	-3.67	122.08	127.31
36	dD	403	CLA	CMB-C2B-C1B	-3.67	119.79	125.37
36	B1	606	CLA	CMB-C2B-C1B	-3.67	119.79	125.37
33	O4	201	CYC	CMD-C2D-C1D	3.67	130.93	125.56
33	IF	201	CYC	OC-C1C-C2C	-3.66	123.26	126.17
33	LK	201	CYC	CHB-C4A-C3A	3.66	134.32	124.90
43	BE	615	BCR	C11-C10-C9	3.66	132.54	127.31
33	2G	201	CYC	CAB-C3B-C4B	3.66	127.16	121.38
33	TL	201	CYC	OC-C1C-C2C	-3.66	123.26	126.17
33	f8	201	CYC	OC-C1C-C2C	-3.66	123.26	126.17
33	KF	201	CYC	CHB-C4A-C3A	3.66	134.32	124.90
33	f9	201	CYC	OC-C1C-C2C	-3.66	123.26	126.17
43	BD	615	BCR	C11-C10-C9	3.66	132.53	127.31
45	DD	403	PHO	C4D-CHA-CBD	-3.66	106.86	108.52
33	Z4	201	CYC	C4D-C3D-C2D	-3.66	103.29	107.62
33	uB	201	CYC	OC-C1C-C2C	-3.66	123.26	126.17
33	p4	201	CYC	CMA-C3A-C4A	3.66	130.70	125.06
33	s4	201	CYC	C1D-C2D-C3D	-3.66	103.13	107.79
33	O4	201	CYC	CHB-C4A-NA	-3.66	117.28	124.93
33	W4	201	CYC	CMB-C2B-C1B	3.66	128.74	124.17
33	NG	201	CYC	C1D-C2D-C3D	-3.66	103.13	107.79
45	d1	402	PHO	CMA-C3A-C4A	-3.66	106.37	114.38
33	O4	201	CYC	C2C-C1C-NC	3.66	111.43	108.27
36	d1	403	CLA	CMB-C2B-C1B	-3.66	119.80	125.37

Continued on next page...

Continued from previous page...

Mol	Chain	Res	Type	Atoms	Z	Observed(^{o})	Ideal(^{o})
33	OB	201	CYC	CHB-C4A-NA	-3.66	117.28	124.93
33	g6	202	CYC	C4D-C3D-C2D	-3.66	103.30	107.62
43	d1	407	BCR	C16-C17-C18	-3.66	122.09	127.31
33	LK	201	CYC	CMC-C2C-C1C	-3.66	104.52	112.40
33	Z4	201	CYC	CMB-C2B-C1B	3.66	128.73	124.17
33	LF	201	CYC	CMC-C2C-C1C	-3.66	104.52	112.40
33	IG	201	CYC	CHB-C1B-NB	-3.65	118.21	126.06
33	g8	202	CYC	C4D-C3D-C2D	-3.65	103.30	107.62
45	dE	402	PHO	CMA-C3A-C4A	-3.65	106.37	114.38
33	ML	201	CYC	OB-C4B-C3B	-3.65	124.08	128.04
33	KL	201	CYC	C4D-C3D-C2D	-3.65	103.30	107.62
33	XF	201	CYC	C1D-C2D-C3D	-3.65	103.14	107.79
45	dD	402	PHO	CMA-C3A-C4A	-3.65	106.38	114.38
33	SG	201	CYC	C4D-C3D-C2D	-3.65	103.30	107.62
33	OB	201	CYC	CMD-C2D-C1D	3.65	130.91	125.56
33	MG	201	CYC	OB-C4B-C3B	-3.65	124.08	128.04
33	2G	201	CYC	OC-C1C-C2C	-3.65	123.27	126.17
33	gH	202	CYC	C4D-C3D-C2D	-3.65	103.31	107.62
33	LF	201	CYC	CHB-C4A-C3A	3.65	134.28	124.90
33	u4	201	CYC	OC-C1C-C2C	-3.65	123.27	126.17
33	g9	202	CYC	C4D-C3D-C2D	-3.65	103.31	107.62
33	gC	301	CYC	C4D-C3D-C2D	-3.65	103.31	107.62
33	sB	201	CYC	C1D-C2D-C3D	-3.65	103.14	107.79
33	XK	201	CYC	C1D-C2D-C3D	-3.65	103.14	107.79
33	MK	201	CYC	OC-C1C-C2C	-3.65	123.27	126.17
33	SL	201	CYC	C4D-C3D-C2D	-3.65	103.31	107.62
33	pB	201	CYC	CMA-C3A-C4A	3.65	130.68	125.06
33	j6	201	CYC	OC-C1C-C2C	-3.65	123.27	126.17
33	g2	202	CYC	C4D-C3D-C2D	-3.65	103.31	107.62
33	IL	201	CYC	CHB-C1B-NB	-3.64	118.23	126.06
33	2L	201	CYC	CAB-C3B-C4B	3.64	127.13	121.38
33	NG	201	CYC	C4A-C3A-C2A	-3.64	102.33	106.51
33	g5	202	CYC	C4D-C3D-C2D	-3.64	103.31	107.62
33	ZB	201	CYC	CMB-C2B-C1B	3.64	128.72	124.17
33	f3	201	CYC	OC-C1C-C2C	-3.64	123.28	126.17
39	aD	407	LMG	O7-C10-C11	3.64	119.35	111.50
33	3K	101	CYC	CHB-C4A-C3A	3.64	134.26	124.90
36	B1	608	CLA	CMB-C2B-C1B	-3.64	119.82	125.37
33	JG	201	CYC	CHB-C4A-C3A	3.64	134.26	124.90
33	NL	201	CYC	C1D-C2D-C3D	-3.64	103.15	107.79
33	JL	201	CYC	CHB-C4A-C3A	3.64	134.26	124.90
39	aE	407	LMG	O7-C10-C11	3.64	119.34	111.50

Continued on next page...

Continued from previous page...

Mol	Chain	Res	Type	Atoms	Z	Observed(^{o})	Ideal(^{o})
43	dE	407	BCR	C16-C17-C18	-3.64	122.12	127.31
33	RL	201	CYC	CHD-C4C-NC	3.64	129.53	125.20
33	3F	101	CYC	CHB-C4A-C3A	3.64	134.25	124.90
33	BB	1001	CYC	CHB-C4A-C3A	3.64	134.25	124.90
36	BD	608	CLA	CMB-C2B-C1B	-3.63	119.83	125.37
33	aB	201	CYC	C2B-C1B-NB	3.63	112.31	106.99
33	cF	201	CYC	C1B-CHB-C4A	3.63	136.96	128.08
33	gI	301	CYC	C4D-C3D-C2D	-3.63	103.33	107.62
33	IK	201	CYC	OC-C1C-C2C	-3.63	123.28	126.17
36	cE	507	CLA	C4D-C3D-CAD	-3.63	103.81	108.10
33	OL	201	CYC	CMB-C2B-C1B	3.63	128.70	124.17
33	P4	201	CYC	C4A-C3A-C2A	-3.63	102.34	106.51
33	fF	201	CYC	CHB-C4A-C3A	3.63	134.24	124.90
33	a4	201	CYC	CMC-C2C-C1C	-3.63	104.58	112.40
33	g3	202	CYC	C4D-C3D-C2D	-3.63	103.33	107.62
33	B4	1001	CYC	CHB-C4A-C3A	3.63	134.23	124.90
33	cK	201	CYC	C1B-CHB-C4A	3.63	136.95	128.08
33	RG	201	CYC	CHD-C4C-NC	3.63	129.52	125.20
33	WB	201	CYC	CMB-C2B-C1B	3.63	128.70	124.17
33	a4	201	CYC	C2B-C1B-NB	3.63	112.30	106.99
36	BE	608	CLA	CMB-C2B-C1B	-3.63	119.84	125.37
33	3K	101	CYC	C4D-C3D-C2D	-3.63	103.33	107.62
36	AE	405	CLA	CHB-C4A-NA	3.63	129.53	124.51
33	YB	201	CYC	C2C-C3C-C4C	-3.63	95.91	101.34
36	cD	507	CLA	C4D-C3D-CAD	-3.63	103.82	108.10
33	bF	201	CYC	C1D-C2D-C3D	-3.63	103.17	107.79
33	ZF	201	CYC	CHD-C4C-NC	-3.62	120.89	125.20
33	OG	201	CYC	CMB-C2B-C1B	3.62	128.69	124.17
33	oB	201	CYC	C4D-C3D-C2D	-3.62	103.34	107.62
33	fI	201	CYC	OC-C1C-C2C	-3.62	123.29	126.17
33	e2	201	CYC	CHA-C4D-C3D	-3.62	118.98	127.15
33	ZK	201	CYC	CHD-C4C-NC	-3.62	120.90	125.20
33	fK	201	CYC	CHB-C4A-C3A	3.62	134.22	124.90
33	3F	101	CYC	C4D-C3D-C2D	-3.62	103.34	107.62
36	c1	507	CLA	C4D-C3D-CAD	-3.62	103.83	108.10
43	bE	618	BCR	C28-C27-C26	-3.62	107.61	114.08
43	CE	516	BCR	C33-C5-C6	-3.62	120.46	124.53
33	g7	202	CYC	C4D-C3D-C2D	-3.62	103.34	107.62
33	Z4	201	CYC	CHB-C1B-NB	-3.62	118.28	126.06
33	j2	201	CYC	OC-C1C-C2C	-3.62	123.30	126.17
39	a1	408	LMG	O7-C10-C11	3.62	119.30	111.50
33	O4	201	CYC	OC-C1C-C2C	-3.62	123.30	126.17

Continued on next page...

Continued from previous page...

Mol	Chain	Res	Type	Atoms	Z	Observed(^{o})	Ideal(^{o})
33	PB	201	CYC	C4A-C3A-C2A	-3.62	102.35	106.51
33	LL	201	CYC	C1A-C2A-C3A	-3.62	102.78	106.78
33	eK	201	CYC	OC-C1C-C2C	-3.62	123.30	126.17
33	Y4	201	CYC	C2C-C3C-C4C	-3.62	95.92	101.34
33	jJ	201	CYC	OC-C1C-C2C	-3.62	123.30	126.17
43	D1	406	BCR	C16-C17-C18	-3.61	122.15	127.31
33	hF	201	CYC	CHB-C1B-C2B	3.61	134.11	126.95
33	ZB	201	CYC	CHB-C1B-NB	-3.61	118.30	126.06
33	aB	201	CYC	CMC-C2C-C1C	-3.61	104.62	112.40
33	LG	201	CYC	CBD-CAD-C3D	3.61	122.66	112.63
33	X4	201	CYC	C1B-C2B-C3B	-3.61	104.10	107.87
33	j3	201	CYC	OC-C1C-C2C	-3.61	123.30	126.17
43	C1	516	BCR	C33-C5-C6	-3.61	120.47	124.53
33	eJ	201	CYC	CHA-C4D-C3D	-3.61	119.01	127.15
33	LL	201	CYC	CBD-CAD-C3D	3.61	122.65	112.63
33	o4	201	CYC	C4D-C3D-C2D	-3.61	103.36	107.62
36	AD	405	CLA	CHB-C4A-NA	3.61	129.50	124.51
33	e3	201	CYC	CHA-C4D-C3D	-3.61	119.01	127.15
43	cD	515	BCR	C23-C22-C21	-3.61	113.41	118.94
33	Q4	201	CYC	C1D-C2D-C3D	-3.61	103.20	107.79
33	bK	201	CYC	C1D-C2D-C3D	-3.61	103.20	107.79
33	NL	201	CYC	C4A-C3A-C2A	-3.61	102.37	106.51
43	cE	515	BCR	C23-C22-C21	-3.61	113.41	118.94
33	hK	201	CYC	CHB-C1B-C2B	3.60	134.09	126.95
43	DD	407	BCR	C16-C17-C18	-3.60	122.17	127.31
33	jA	201	CYC	OC-C1C-C2C	-3.60	123.31	126.17
33	LG	201	CYC	C1A-C2A-C3A	-3.60	102.80	106.78
33	eI	201	CYC	CHA-C4D-C3D	-3.60	119.02	127.15
33	JL	201	CYC	OC-C1C-C2C	-3.60	123.31	126.17
33	IL	201	CYC	CHD-C1D-ND	-3.60	117.07	125.32
43	bD	618	BCR	C28-C27-C26	-3.60	107.65	114.08
36	c1	503	CLA	C2B-C1B-NB	-3.60	107.82	110.23
33	e7	201	CYC	CHA-C4D-C3D	-3.60	119.03	127.15
44	cE	518	DGD	O5D-C1E-C2E	3.60	113.92	108.30
43	BE	617	BCR	C28-C27-C26	-3.60	107.65	114.08
33	YK	201	CYC	CHB-C1B-C2B	3.60	134.08	126.95
44	cD	518	DGD	O5D-C1E-C2E	3.60	113.92	108.30
33	e6	201	CYC	CHA-C4D-C3D	-3.60	119.03	127.15
43	c1	515	BCR	C23-C22-C21	-3.60	113.42	118.94
33	YF	201	CYC	CHB-C1B-C2B	3.60	134.08	126.95
43	z1	101	BCR	C28-C27-C26	-3.60	107.65	114.08
33	O4	201	CYC	C4D-C3D-C2D	-3.60	103.37	107.62

Continued on next page...

Continued from previous page...

Mol	Chain	Res	Type	Atoms	Z	Observed(^{o})	Ideal(^{o})
33	fK	201	CYC	C4D-C3D-C2D	-3.60	103.37	107.62
43	CD	516	BCR	C33-C5-C6	-3.60	120.49	124.53
33	o4	201	CYC	CHB-C4A-NA	-3.60	117.41	124.93
33	i8	202	CYC	CHA-C4D-C3D	-3.60	119.04	127.15
33	kJ	201	CYC	CHA-C4D-C3D	-3.60	119.04	127.15
36	A1	405	CLA	CHB-C4A-NA	3.60	129.48	124.51
45	a1	413	PHO	CMA-C3A-C4A	-3.60	106.50	114.38
33	eC	201	CYC	CHA-C4D-C3D	-3.59	119.04	127.15
33	IG	201	CYC	CHD-C1D-ND	-3.59	117.09	125.32
33	e9	201	CYC	CHA-C4D-C3D	-3.59	119.04	127.15
33	iC	202	CYC	CHA-C4D-C3D	-3.59	119.04	127.15
33	k8	201	CYC	CHA-C4D-C3D	-3.59	119.04	127.15
43	b1	618	BCR	C28-C27-C26	-3.59	107.66	114.08
33	OB	201	CYC	C4D-C3D-C2D	-3.59	103.37	107.62
36	c1	510	CLA	CHB-C4A-NA	3.59	129.48	124.51
33	k5	201	CYC	CHA-C4D-C3D	-3.59	119.05	127.15
43	BD	617	BCR	C28-C27-C26	-3.59	107.66	114.08
33	j8	201	CYC	OC-C1C-C2C	-3.59	123.32	126.17
33	l8	201	CYC	OC-C1C-C2C	-3.59	123.32	126.17
33	SB	201	CYC	CHA-C4D-C3D	-3.59	119.05	127.15
33	k2	201	CYC	CHA-C4D-C3D	-3.59	119.05	127.15
33	eA	201	CYC	CHA-C4D-C3D	-3.59	119.05	127.15
33	eH	201	CYC	CHA-C4D-C3D	-3.59	119.05	127.15
33	S4	201	CYC	CHA-C4D-C3D	-3.59	119.05	127.15
33	1L	201	CYC	C4D-C3D-C2D	-3.59	103.38	107.62
33	KL	201	CYC	OC-C1C-C2C	-3.59	123.32	126.17
33	j7	201	CYC	OC-C1C-C2C	-3.59	123.32	126.17
33	q4	201	CYC	OC-C1C-C2C	-3.59	123.32	126.17
33	j9	201	CYC	OC-C1C-C2C	-3.59	123.32	126.17
33	1G	201	CYC	C4D-C3D-C2D	-3.59	103.38	107.62
33	e5	201	CYC	CHA-C4D-C3D	-3.59	119.06	127.15
33	jH	201	CYC	OC-C1C-C2C	-3.59	123.32	126.17
33	jI	201	CYC	OC-C1C-C2C	-3.59	123.32	126.17
33	iI	202	CYC	CHA-C4D-C3D	-3.58	119.06	127.15
43	ZE	101	BCR	C28-C27-C26	-3.58	107.68	114.08
33	k3	201	CYC	CHA-C4D-C3D	-3.58	119.06	127.15
33	e8	201	CYC	CHA-C4D-C3D	-3.58	119.06	127.15
33	JG	201	CYC	OC-C1C-C2C	-3.58	123.32	126.17
33	i5	202	CYC	CHA-C4D-C3D	-3.58	119.07	127.15
33	9K	201	CYC	C2C-C1C-NC	3.58	111.36	108.27
43	B1	617	BCR	C28-C27-C26	-3.58	107.68	114.08
33	5L	201	CYC	C1A-C2A-C3A	-3.58	102.82	106.78

Continued on next page...

Continued from previous page...

Mol	Chain	Res	Type	Atoms	Z	Observed(^{o})	Ideal(^{o})
33	i7	202	CYC	CHA-C4D-C3D	-3.58	119.07	127.15
33	z4	201	CYC	C1A-C2A-C3A	-3.58	102.82	106.78
33	i9	202	CYC	CHA-C4D-C3D	-3.58	119.07	127.15
36	C1	505	CLA	CAA-C2A-C3A	-3.58	102.97	112.78
33	QB	201	CYC	C1D-C2D-C3D	-3.58	103.23	107.79
33	kI	201	CYC	CHA-C4D-C3D	-3.58	119.07	127.15
33	kH	201	CYC	CHA-C4D-C3D	-3.58	119.08	127.15
33	oB	201	CYC	CHB-C4A-NA	-3.58	117.45	124.93
36	cE	510	CLA	CHB-C4A-NA	3.58	129.46	124.51
33	i3	202	CYC	CHA-C4D-C3D	-3.58	119.08	127.15
33	XB	201	CYC	C1B-C2B-C3B	-3.58	104.14	107.87
36	cE	504	CLA	C2B-C1B-NB	-3.58	107.83	110.23
33	k9	201	CYC	CHA-C4D-C3D	-3.58	119.08	127.15
33	iH	202	CYC	CHA-C4D-C3D	-3.58	119.08	127.15
33	fF	201	CYC	C4D-C3D-C2D	-3.58	103.39	107.62
43	zD	101	BCR	C28-C27-C26	-3.58	107.69	114.08
33	k6	201	CYC	CHA-C4D-C3D	-3.58	119.08	127.15
33	i6	202	CYC	CHA-C4D-C3D	-3.57	119.08	127.15
33	iJ	202	CYC	CHA-C4D-C3D	-3.57	119.08	127.15
33	iA	202	CYC	CHA-C4D-C3D	-3.57	119.09	127.15
36	CD	505	CLA	CAA-C2A-C3A	-3.57	102.99	112.78
44	c1	518	DGD	O5D-C1E-C2E	3.57	113.88	108.30
43	zE	101	BCR	C28-C27-C26	-3.57	107.70	114.08
36	cD	510	CLA	CHB-C4A-NA	3.57	129.45	124.51
33	i2	202	CYC	CHA-C4D-C3D	-3.57	119.09	127.15
33	l5	201	CYC	OC-C1C-C2C	-3.57	123.33	126.17
33	dK	201	CYC	CHB-C1B-C2B	3.57	134.02	126.95
45	D1	402	PHO	CBA-CAA-C2A	3.57	124.24	113.81
33	5L	201	CYC	CMB-C2B-C1B	3.57	128.62	124.17
43	Z1	101	BCR	C28-C27-C26	-3.57	107.70	114.08
33	uB	201	CYC	CAD-CBD-CGD	-3.57	105.92	113.60
36	cD	504	CLA	C2B-C1B-NB	-3.57	107.84	110.23
33	k7	201	CYC	CHA-C4D-C3D	-3.57	119.10	127.15
43	DE	407	BCR	C16-C17-C18	-3.57	122.22	127.31
33	gA	301	CYC	CHA-C4D-C3D	-3.57	119.10	127.15
43	ZD	101	BCR	C28-C27-C26	-3.57	107.70	114.08
33	nK	202	CYC	C2C-C3C-C4C	-3.57	95.99	101.34
36	CE	505	CLA	CAA-C2A-C3A	-3.57	103.01	112.78
33	4G	201	CYC	C4D-CHA-C1A	3.57	136.28	128.28
33	4L	201	CYC	C4D-CHA-C1A	3.57	136.28	128.28
33	w4	201	CYC	CHD-C1D-ND	-3.57	117.15	125.32
43	Z1	101	BCR	C36-C18-C19	3.57	123.70	118.08

Continued on next page...

Continued from previous page...

Mol	Chain	Res	Type	Atoms	Z	Observed(^{o})	Ideal(^{o})
33	g8	202	CYC	CHA-C4D-C3D	-3.57	119.11	127.15
33	kA	201	CYC	CHA-C4D-C3D	-3.57	119.11	127.15
33	cI	201	CYC	CHA-C4D-C3D	-3.57	119.11	127.15
43	I1	102	BCR	C1-C6-C5	-3.56	117.59	122.61
33	TB	201	CYC	C4A-C3A-C2A	-3.56	102.42	106.51
33	MF	201	CYC	C1B-C2B-C3B	-3.56	104.15	107.87
33	kC	201	CYC	CHA-C4D-C3D	-3.56	119.11	127.15
33	9F	201	CYC	C2C-C1C-NC	3.56	111.34	108.27
33	qB	201	CYC	OC-C1C-C2C	-3.56	123.34	126.17
45	aE	412	PHO	CMA-C3A-C4A	-3.56	106.58	114.38
33	dF	201	CYC	CHB-C1B-C2B	3.56	134.00	126.95
33	g6	202	CYC	CHA-C4D-C3D	-3.56	119.12	127.15
33	wB	201	CYC	CHD-C1D-ND	-3.56	117.16	125.32
43	iE	102	BCR	C7-C8-C9	-3.56	120.86	126.23
33	c7	201	CYC	C4A-C3A-C2A	-3.56	102.42	106.51
43	iD	102	BCR	C7-C8-C9	-3.56	120.86	126.23
33	gK	201	CYC	CMB-C2B-C1B	3.56	128.61	124.17
33	j5	201	CYC	OC-C1C-C2C	-3.56	123.34	126.17
33	g3	202	CYC	CHA-C4D-C3D	-3.56	119.12	127.15
33	g9	202	CYC	CHA-C4D-C3D	-3.56	119.12	127.15
33	l3	201	CYC	OC-C1C-C2C	-3.56	123.34	126.17
33	jC	201	CYC	OC-C1C-C2C	-3.56	123.34	126.17
33	nF	202	CYC	C2C-C3C-C4C	-3.56	96.01	101.34
33	g5	202	CYC	CHA-C4D-C3D	-3.56	119.13	127.15
33	zB	201	CYC	C1A-C2A-C3A	-3.56	102.85	106.78
33	5G	201	CYC	C1A-C2A-C3A	-3.55	102.85	106.78
33	QG	201	CYC	C2C-C1C-NC	3.55	111.34	108.27
33	u4	201	CYC	CAD-CBD-CGD	-3.55	105.95	113.60
43	ID	102	BCR	C1-C6-C5	-3.55	117.61	122.61
33	ZK	201	CYC	CMC-C2C-C1C	-3.55	104.74	112.40
33	MK	201	CYC	C1B-C2B-C3B	-3.55	104.16	107.87
33	gF	201	CYC	CMB-C2B-C1B	3.55	128.60	124.17
33	p4	201	CYC	CHB-C1B-NB	-3.55	118.43	126.06
33	gJ	202	CYC	CHA-C4D-C3D	-3.55	119.14	127.15
33	W4	201	CYC	C2C-C3C-C4C	-3.55	96.02	101.34
33	pB	201	CYC	CHB-C1B-NB	-3.55	118.43	126.06
43	i1	101	BCR	C7-C8-C9	-3.55	120.87	126.23
33	T4	201	CYC	C4A-C3A-C2A	-3.55	102.43	106.51
33	eF	201	CYC	OC-C1C-C2C	-3.55	123.35	126.17
33	cC	201	CYC	CHA-C4D-C3D	-3.55	119.14	127.15
43	cE	519	BCR	C16-C17-C18	-3.55	122.24	127.31
33	d8	201	CYC	OC-C1C-C2C	-3.55	123.35	126.17

Continued on next page...

Continued from previous page...

Mol	Chain	Res	Type	Atoms	Z	Observed(^{o})	Ideal(^{o})
43	ZE	101	BCR	C36-C18-C19	3.55	123.67	118.08
33	c8	201	CYC	CHA-C4D-C3D	-3.55	119.14	127.15
33	cH	201	CYC	CHA-C4D-C3D	-3.55	119.14	127.15
33	d9	201	CYC	OC-C1C-C2C	-3.55	123.35	126.17
33	zB	201	CYC	CAA-C2A-C1A	-3.55	118.73	125.01
45	DD	401	PHO	CMA-C3A-C4A	-3.55	106.61	114.38
45	aD	412	PHO	CMB-C2B-C3B	3.55	131.31	124.68
33	gH	202	CYC	CHA-C4D-C3D	-3.55	119.15	127.15
33	5G	201	CYC	CMB-C2B-C1B	3.54	128.59	124.17
33	g2	202	CYC	CHA-C4D-C3D	-3.54	119.16	127.15
33	KG	201	CYC	C1B-C2B-C3B	-3.54	104.17	107.87
36	C1	510	CLA	O2D-CGD-O1D	-3.54	116.91	123.84
33	Y4	201	CYC	C1A-C2A-C3A	-3.54	102.86	106.78
33	cC	201	CYC	C4A-C3A-C2A	-3.54	102.44	106.51
33	qB	201	CYC	C4D-C3D-C2D	-3.54	103.43	107.62
33	KF	201	CYC	C1B-NB-C4B	-3.54	106.16	110.67
36	CE	510	CLA	O2D-CGD-O1D	-3.54	116.91	123.84
33	c5	201	CYC	CHA-C4D-C3D	-3.54	119.16	127.15
33	dA	201	CYC	OC-C1C-C2C	-3.54	123.36	126.17
33	c2	201	CYC	C4A-C3A-C2A	-3.54	102.44	106.51
47	V1	201	HEM	CHA-C4D-ND	3.54	128.74	124.37
43	IE	102	BCR	C1-C6-C5	-3.54	117.63	122.61
33	gI	301	CYC	CHA-C4D-C3D	-3.54	119.17	127.15
33	g7	202	CYC	CHA-C4D-C3D	-3.54	119.17	127.15
33	c7	201	CYC	CHA-C4D-C3D	-3.54	119.17	127.15
33	ZF	201	CYC	CMC-C2C-C1C	-3.54	104.78	112.40
36	CD	510	CLA	O2D-CGD-O1D	-3.54	116.92	123.84
33	Z4	201	CYC	C4A-C3A-C2A	-3.54	102.45	106.51
43	iD	102	BCR	C16-C17-C18	-3.54	122.26	127.31
33	ZB	201	CYC	C4A-C3A-C2A	-3.54	102.45	106.51
33	cA	201	CYC	CHA-C4D-C3D	-3.54	119.17	127.15
33	lJ	201	CYC	OC-C1C-C2C	-3.54	123.36	126.17
33	c2	201	CYC	CHA-C4D-C3D	-3.54	119.17	127.15
33	c6	201	CYC	C4A-C3A-C2A	-3.54	102.45	106.51
33	gC	301	CYC	CHA-C4D-C3D	-3.53	119.17	127.15
43	ZD	101	BCR	C36-C18-C19	3.53	123.65	118.08
43	z1	101	BCR	C36-C18-C19	3.53	123.65	118.08
43	i1	101	BCR	C16-C17-C18	-3.53	122.27	127.31
33	g9	202	CYC	C4A-C3A-C2A	-3.53	102.45	106.51
33	d7	201	CYC	OC-C1C-C2C	-3.53	123.36	126.17
45	DE	401	PHO	CMB-C2B-C3B	3.53	131.29	124.68
33	WB	201	CYC	C2C-C3C-C4C	-3.53	96.05	101.34

Continued on next page...

Continued from previous page...

Mol	Chain	Res	Type	Atoms	Z	Observed(^{o})	Ideal(^{o})
36	bD	612	CLA	CBA-CAA-C2A	3.53	124.29	113.86
36	b1	612	CLA	CBA-CAA-C2A	3.53	124.29	113.86
33	q4	201	CYC	C4D-C3D-C2D	-3.53	103.44	107.62
36	BE	611	CLA	CBA-CAA-C2A	3.53	124.29	113.86
33	c9	201	CYC	CHA-C4D-C3D	-3.53	119.18	127.15
36	bE	612	CLA	CBA-CAA-C2A	3.53	124.29	113.86
36	BD	611	CLA	CBA-CAA-C2A	3.53	124.28	113.86
45	DE	403	PHO	CBA-CAA-C2A	3.53	124.13	113.81
33	KK	201	CYC	C1B-NB-C4B	-3.53	106.17	110.67
33	QG	201	CYC	CMB-C2B-C1B	3.53	128.57	124.17
43	XE	102	BCR	C4-C5-C6	-3.53	117.61	122.73
33	dC	201	CYC	OC-C1C-C2C	-3.53	123.37	126.17
33	dH	201	CYC	OC-C1C-C2C	-3.53	123.37	126.17
44	cE	517	DGD	O2G-C1B-C2B	3.53	119.11	111.50
33	KL	201	CYC	C1B-C2B-C3B	-3.53	104.19	107.87
43	c1	515	BCR	C38-C26-C25	-3.53	120.57	124.53
47	VD	201	HEM	CHA-C4D-ND	3.53	128.72	124.37
33	HG	201	CYC	C1A-NA-C4A	-3.53	99.87	106.51
44	CE	517	DGD	O6D-C5D-C6D	3.53	113.78	106.67
44	c1	517	DGD	O2G-C1B-C2B	3.53	119.10	111.50
45	DD	403	PHO	C1A-C2A-C3A	-3.52	99.48	102.84
36	cE	512	CLA	CHB-C4A-NA	3.52	129.39	124.51
33	gI	301	CYC	C4A-C3A-C2A	-3.52	102.46	106.51
33	cJ	201	CYC	CHA-C4D-C3D	-3.52	119.20	127.15
33	z4	201	CYC	CAA-C2A-C1A	-3.52	118.77	125.01
33	LK	201	CYC	C1D-C2D-C3D	-3.52	103.30	107.79
33	PB	201	CYC	CBC-CAC-C3C	3.52	121.31	113.47
33	7L	201	CYC	CAD-CBD-CGD	-3.52	106.02	113.60
33	bJ	201	CYC	OC-C1C-C2C	-3.52	123.37	126.17
33	AL	201	CYC	CHB-C1B-NB	-3.52	118.50	126.06
36	B1	611	CLA	CBA-CAA-C2A	3.52	124.26	113.86
43	iE	102	BCR	C16-C17-C18	-3.52	122.28	127.31
33	d2	201	CYC	OC-C1C-C2C	-3.52	123.37	126.17
33	7G	201	CYC	CAD-CBD-CGD	-3.52	106.03	113.60
33	c6	201	CYC	CHA-C4D-C3D	-3.52	119.21	127.15
33	g7	202	CYC	C4A-C3A-C2A	-3.52	102.47	106.51
33	P4	201	CYC	CBC-CAC-C3C	3.52	121.31	113.47
33	HL	201	CYC	C1A-NA-C4A	-3.52	99.88	106.51
43	hE	105	BCR	C4-C5-C6	-3.52	117.62	122.73
33	cI	201	CYC	C4A-C3A-C2A	-3.52	102.47	106.51
33	lH	201	CYC	OC-C1C-C2C	-3.52	123.38	126.17
33	c8	201	CYC	C4A-C3A-C2A	-3.52	102.47	106.51

Continued on next page...

Continued from previous page...

Mol	Chain	Res	Type	Atoms	Z	Observed(^{o})	Ideal(^{o})
43	c1	519	BCR	C16-C17-C18	-3.52	122.29	127.31
33	c3	201	CYC	CHA-C4D-C3D	-3.52	119.21	127.15
33	JL	201	CYC	CAA-C2A-C3A	3.52	134.43	127.88
33	k5	201	CYC	C4A-C3A-C2A	-3.52	102.47	106.51
33	AG	201	CYC	CHB-C1B-NB	-3.52	118.51	126.06
33	HG	201	CYC	C4A-C3A-C2A	-3.52	102.47	106.51
33	bI	201	CYC	OC-C1C-C2C	-3.52	123.38	126.17
33	GL	201	CYC	C2A-C1A-NA	3.52	115.16	110.05
33	QL	201	CYC	C2C-C1C-NC	3.52	111.30	108.27
45	A1	412	PHO	CMB-C2B-C3B	3.52	131.25	124.68
33	Z4	201	CYC	C2C-C1C-NC	3.51	111.30	108.27
43	zD	101	BCR	C36-C18-C19	3.51	123.61	118.08
33	cA	201	CYC	C4A-C3A-C2A	-3.51	102.47	106.51
33	cH	201	CYC	C4A-C3A-C2A	-3.51	102.47	106.51
33	JK	201	CYC	CAC-C3C-C2C	-3.51	105.48	114.26
33	GG	201	CYC	C2A-C1A-NA	3.51	115.16	110.05
33	l6	201	CYC	OC-C1C-C2C	-3.51	123.38	126.17
33	lI	201	CYC	OC-C1C-C2C	-3.51	123.38	126.17
33	c5	201	CYC	C4A-C3A-C2A	-3.51	102.47	106.51
33	g5	202	CYC	C4A-C3A-C2A	-3.51	102.47	106.51
33	gH	202	CYC	C4A-C3A-C2A	-3.51	102.47	106.51
33	YB	201	CYC	C1A-C2A-C3A	-3.51	102.90	106.78
33	KK	201	CYC	C4D-C3D-C2D	-3.51	103.47	107.62
33	g2	202	CYC	C4A-C3A-C2A	-3.51	102.48	106.51
43	hD	105	BCR	C4-C5-C6	-3.51	117.63	122.73
33	fK	201	CYC	CMB-C2B-C1B	3.51	128.55	124.17
43	cD	519	BCR	C16-C17-C18	-3.51	122.30	127.31
33	b2	201	CYC	OC-C1C-C2C	-3.51	123.38	126.17
33	gA	301	CYC	C4A-C3A-C2A	-3.51	102.48	106.51
33	dJ	201	CYC	OC-C1C-C2C	-3.51	123.38	126.17
33	g8	202	CYC	C4A-C3A-C2A	-3.51	102.48	106.51
43	zE	101	BCR	C36-C18-C19	3.51	123.61	118.08
43	cD	515	BCR	C38-C26-C25	-3.51	120.59	124.53
33	JG	201	CYC	CAA-C2A-C3A	3.51	134.41	127.88
44	cD	517	DGD	O2G-C1B-C2B	3.51	119.06	111.50
33	b9	201	CYC	OC-C1C-C2C	-3.51	123.39	126.17
33	dI	201	CYC	OC-C1C-C2C	-3.51	123.39	126.17
33	JF	201	CYC	CAC-C3C-C2C	-3.50	105.50	114.26
33	1L	201	CYC	C1D-C2D-C3D	-3.50	103.33	107.79
42	DD	410	LHG	O7-C7-C8	3.50	119.05	111.50
33	HL	201	CYC	C4A-C3A-C2A	-3.50	102.49	106.51
33	ZB	201	CYC	C2C-C1C-NC	3.50	111.29	108.27

Continued on next page...

Continued from previous page...

Mol	Chain	Res	Type	Atoms	Z	Observed(^{o})	Ideal(^{o})
45	d1	402	PHO	C4D-CHA-CBD	-3.50	106.93	108.52
33	d6	201	CYC	OC-C1C-C2C	-3.50	123.39	126.17
33	c3	201	CYC	C4A-C3A-C2A	-3.50	102.49	106.51
33	g3	202	CYC	C4A-C3A-C2A	-3.50	102.49	106.51
44	CD	517	DGD	O6D-C5D-C6D	3.50	113.73	106.67
33	aB	201	CYC	C4D-C3D-C2D	-3.50	103.48	107.62
33	1L	201	CYC	C2B-C1B-NB	3.50	112.11	106.99
33	kC	201	CYC	C4A-C3A-C2A	-3.50	102.49	106.51
33	LK	201	CYC	CMD-C2D-C1D	3.50	130.69	125.56
33	d5	201	CYC	OC-C1C-C2C	-3.50	123.39	126.17
33	lC	201	CYC	OC-C1C-C2C	-3.50	123.39	126.17
33	NL	201	CYC	CHB-C4A-C3A	3.50	133.90	124.90
33	X4	201	CYC	CBA-CAA-C2A	-3.50	102.91	112.63
33	cK	201	CYC	CHB-C1B-C2B	-3.50	120.02	126.95
33	b7	201	CYC	OC-C1C-C2C	-3.50	123.39	126.17
42	D1	409	LHG	O7-C7-C8	3.50	119.04	111.50
44	C1	517	DGD	O6D-C5D-C6D	3.50	113.72	106.67
33	PL	201	CYC	C4D-ND-C1D	-3.50	103.55	109.79
33	SG	201	CYC	OC-C1C-C2C	-3.50	123.39	126.17
33	c9	201	CYC	C4A-C3A-C2A	-3.50	102.49	106.51
43	BD	616	BCR	C20-C21-C22	-3.50	122.32	127.31
33	KF	201	CYC	C4D-C3D-C2D	-3.50	103.49	107.62
42	DE	410	LHG	O7-C7-C8	3.50	119.03	111.50
33	u4	201	CYC	CHB-C4A-NA	-3.49	117.62	124.93
33	LF	201	CYC	CMD-C2D-C1D	3.49	130.68	125.56
33	pB	201	CYC	C4D-C3D-C2D	-3.49	103.49	107.62
33	PG	201	CYC	C4D-ND-C1D	-3.49	103.56	109.79
42	d1	410	LHG	O7-C7-C8	3.49	119.03	111.50
33	SG	201	CYC	C2D-C1D-ND	3.49	112.31	107.40
33	fF	201	CYC	CMB-C2B-C1B	3.49	128.53	124.17
33	e7	201	CYC	C4A-C3A-C2A	-3.49	102.50	106.51
36	cD	512	CLA	CHB-C4A-NA	3.49	129.34	124.51
43	h1	105	BCR	C4-C5-C6	-3.49	117.66	122.73
36	c1	512	CLA	CHB-C4A-NA	3.49	129.34	124.51
33	l7	201	CYC	OC-C1C-C2C	-3.49	123.40	126.17
33	1G	201	CYC	C1D-C2D-C3D	-3.49	103.34	107.79
43	XD	102	BCR	C4-C5-C6	-3.49	117.66	122.73
33	e8	201	CYC	C4A-C3A-C2A	-3.49	102.50	106.51
33	a4	201	CYC	C4D-C3D-C2D	-3.49	103.50	107.62
33	QL	201	CYC	CMB-C2B-C1B	3.49	128.53	124.17
33	b8	201	CYC	OC-C1C-C2C	-3.49	123.40	126.17
33	uB	201	CYC	CHB-C4A-NA	-3.49	117.63	124.93

Continued on next page...

Continued from previous page...

Mol	Chain	Res	Type	Atoms	Z	Observed(^{o})	Ideal(^{o})
33	i8	202	CYC	C4A-C3A-C2A	-3.49	102.50	106.51
33	aK	201	CYC	CAB-C3B-C4B	3.49	126.89	121.38
33	TB	201	CYC	C2A-C1A-NA	3.49	115.12	110.05
33	eI	201	CYC	C4A-C3A-C2A	-3.49	102.50	106.51
33	bC	201	CYC	OC-C1C-C2C	-3.49	123.40	126.17
33	hC	201	CYC	OC-C1C-C2C	-3.49	123.40	126.17
47	fE	101	HEM	CHA-C4D-ND	3.49	128.68	124.37
33	MF	201	CYC	CMB-C2B-C1B	3.49	128.52	124.17
47	VE	201	HEM	CHA-C4D-ND	3.49	128.68	124.37
33	h6	201	CYC	OC-C1C-C2C	-3.49	123.40	126.17
33	e9	201	CYC	C4A-C3A-C2A	-3.49	102.50	106.51
33	SL	201	CYC	OC-C1C-C2C	-3.49	123.40	126.17
33	gJ	202	CYC	C4A-C3A-C2A	-3.49	102.50	106.51
33	cJ	201	CYC	C4A-C3A-C2A	-3.49	102.51	106.51
33	h8	201	CYC	OC-C1C-C2C	-3.49	123.40	126.17
33	hH	201	CYC	OC-C1C-C2C	-3.49	123.40	126.17
33	hJ	201	CYC	OC-C1C-C2C	-3.49	123.40	126.17
33	XB	201	CYC	CBA-CAA-C2A	-3.48	102.94	112.63
33	NG	201	CYC	CHB-C4A-C3A	3.48	133.86	124.90
43	BE	616	BCR	C20-C21-C22	-3.48	122.34	127.31
33	cF	201	CYC	CHB-C1B-C2B	-3.48	120.05	126.95
42	dD	410	LHG	O7-C7-C8	3.48	119.01	111.50
33	ZK	201	CYC	C1D-C2D-C3D	-3.48	103.35	107.79
33	l2	201	CYC	OC-C1C-C2C	-3.48	123.40	126.17
42	dE	410	LHG	O7-C7-C8	3.48	119.01	111.50
33	gC	301	CYC	C4A-C3A-C2A	-3.48	102.51	106.51
33	bH	201	CYC	OC-C1C-C2C	-3.48	123.41	126.17
43	X1	102	BCR	C4-C5-C6	-3.48	117.68	122.73
47	fD	101	HEM	CHA-C4D-ND	3.48	128.66	124.37
33	ZF	201	CYC	C1D-C2D-C3D	-3.48	103.36	107.79
33	k6	201	CYC	C4A-C3A-C2A	-3.48	102.51	106.51
36	cE	510	CLA	C2D-C1D-ND	-3.48	107.54	110.10
33	1G	201	CYC	CAD-CBD-CGD	-3.48	106.12	113.60
33	k3	201	CYC	C4A-C3A-C2A	-3.48	102.52	106.51
33	iA	202	CYC	C4A-C3A-C2A	-3.48	102.52	106.51
33	1L	201	CYC	CAD-CBD-CGD	-3.48	106.12	113.60
33	1G	201	CYC	C2B-C1B-NB	3.48	112.08	106.99
33	l9	201	CYC	OC-C1C-C2C	-3.47	123.41	126.17
33	h7	201	CYC	OC-C1C-C2C	-3.47	123.41	126.17
36	BD	611	CLA	CHB-C4A-NA	3.47	129.31	124.51
33	LF	201	CYC	C1D-C2D-C3D	-3.47	103.37	107.79
33	kI	201	CYC	C4A-C3A-C2A	-3.47	102.52	106.51

Continued on next page...

Continued from previous page...

Mol	Chain	Res	Type	Atoms	Z	Observed(^{o})	Ideal(^{o})
33	6L	201	CYC	C4A-C3A-C2A	-3.47	102.52	106.51
33	7G	201	CYC	C4D-CHA-C1A	3.47	136.07	128.28
33	XK	201	CYC	C4D-C3D-C2D	-3.47	103.52	107.62
33	aF	201	CYC	CAB-C3B-C4B	3.47	126.86	121.38
36	cD	510	CLA	C2D-C1D-ND	-3.47	107.55	110.10
33	6G	201	CYC	C4A-C3A-C2A	-3.47	102.52	106.51
43	cE	515	BCR	C38-C26-C25	-3.47	120.63	124.53
47	f1	101	HEM	CHA-C4D-ND	3.47	128.66	124.37
33	e5	201	CYC	C4A-C3A-C2A	-3.47	102.52	106.51
33	kJ	201	CYC	C4A-C3A-C2A	-3.47	102.52	106.51
33	kA	201	CYC	C4A-C3A-C2A	-3.47	102.52	106.51
33	WB	201	CYC	C4D-CHA-C1A	3.47	136.06	128.28
33	p4	201	CYC	C4D-C3D-C2D	-3.47	103.52	107.62
33	b5	201	CYC	OC-C1C-C2C	-3.47	123.41	126.17
33	JL	201	CYC	CMD-C2D-C1D	3.47	130.64	125.56
33	TG	201	CYC	C2A-C1A-NA	3.47	115.09	110.05
33	9F	201	CYC	C2A-C1A-NA	3.47	115.09	110.05
36	c1	510	CLA	C2D-C1D-ND	-3.47	107.55	110.10
33	7L	201	CYC	C4D-CHA-C1A	3.47	136.06	128.28
33	e3	201	CYC	C4A-C3A-C2A	-3.47	102.53	106.51
33	g6	202	CYC	C4A-C3A-C2A	-3.47	102.53	106.51
33	k9	201	CYC	C4A-C3A-C2A	-3.47	102.53	106.51
36	BE	611	CLA	CHB-C4A-NA	3.47	129.31	124.51
33	SL	201	CYC	C2D-C1D-ND	3.47	112.27	107.40
33	JF	201	CYC	C4D-CHA-C1A	3.47	136.06	128.28
47	vE	201	HEM	CHA-C4D-ND	3.47	128.65	124.37
33	kH	201	CYC	C4A-C3A-C2A	-3.47	102.53	106.51
33	XF	201	CYC	C4D-C3D-C2D	-3.46	103.53	107.62
33	MK	201	CYC	CMB-C2B-C1B	3.46	128.49	124.17
43	B1	616	BCR	C20-C21-C22	-3.46	122.37	127.31
33	d3	201	CYC	OC-C1C-C2C	-3.46	123.42	126.17
33	e6	201	CYC	C4A-C3A-C2A	-3.46	102.53	106.51
33	iC	202	CYC	C4A-C3A-C2A	-3.46	102.53	106.51
33	eA	201	CYC	C4A-C3A-C2A	-3.46	102.53	106.51
40	BD	623	LMT	C4'-C3'-C2'	3.46	116.87	110.82
47	vD	201	HEM	CHA-C4D-ND	3.46	128.64	124.37
33	h3	201	CYC	OC-C1C-C2C	-3.46	123.42	126.17
33	JK	201	CYC	C4D-CHA-C1A	3.46	136.04	128.28
33	9K	201	CYC	C2A-C1A-NA	3.46	115.08	110.05
33	iH	202	CYC	C4A-C3A-C2A	-3.46	102.53	106.51
33	iI	202	CYC	C4A-C3A-C2A	-3.46	102.53	106.51
33	SB	201	CYC	C1B-C2B-C3B	-3.46	104.26	107.87

Continued on next page...

Continued from previous page...

Mol	Chain	Res	Type	Atoms	Z	Observed(^{o})	Ideal(^{o})
40	BE	623	LMT	C4'-C3'-C2'	3.46	116.86	110.82
33	lA	201	CYC	OC-C1C-C2C	-3.46	123.42	126.17
33	eC	201	CYC	C4A-C3A-C2A	-3.46	102.54	106.51
33	TL	201	CYC	C2A-C1A-NA	3.46	115.08	110.05
33	T4	201	CYC	C2A-C1A-NA	3.46	115.08	110.05
38	hE	103	SQD	C46-C45-C44	3.46	119.96	111.79
33	eH	201	CYC	C4A-C3A-C2A	-3.46	102.54	106.51
33	OL	201	CYC	C1A-C2A-C3A	-3.46	102.96	106.78
33	W4	201	CYC	C4D-CHA-C1A	3.46	136.03	128.28
33	bA	201	CYC	OC-C1C-C2C	-3.46	123.42	126.17
33	z4	201	CYC	CHA-C4D-C3D	-3.46	119.35	127.15
44	JD	101	DGD	O2G-C1B-C2B	3.46	118.95	111.50
33	b3	201	CYC	OC-C1C-C2C	-3.45	123.43	126.17
38	h1	103	SQD	O48-C23-C24	3.45	122.75	111.91
33	i9	202	CYC	C4A-C3A-C2A	-3.45	102.54	106.51
47	ED	101	HEM	CHA-C4D-ND	3.45	128.63	124.37
40	B1	623	LMT	C4'-C3'-C2'	3.45	116.85	110.82
36	B1	611	CLA	CHB-C4A-NA	3.45	129.28	124.51
33	JG	201	CYC	CMD-C2D-C1D	3.45	130.61	125.56
38	h1	103	SQD	C46-C45-C44	3.45	119.95	111.79
38	hD	103	SQD	O48-C23-C24	3.45	122.73	111.91
33	i3	202	CYC	C4A-C3A-C2A	-3.45	102.55	106.51
36	C1	511	CLA	C2D-C1D-ND	-3.45	107.56	110.10
33	KK	201	CYC	CHD-C4C-NC	3.45	129.30	125.20
47	EE	101	HEM	CHA-C4D-ND	3.45	128.62	124.37
33	SG	201	CYC	C1D-C2D-C3D	-3.45	103.40	107.79
33	i2	202	CYC	C4A-C3A-C2A	-3.45	102.55	106.51
33	k7	201	CYC	C4A-C3A-C2A	-3.45	102.55	106.51
43	bD	617	BCR	C20-C21-C22	-3.45	122.39	127.31
38	hD	103	SQD	C46-C45-C44	3.44	119.94	111.79
36	bD	612	CLA	CHB-C4A-NA	3.44	129.27	124.51
33	h9	201	CYC	OC-C1C-C2C	-3.44	123.44	126.17
33	5G	201	CYC	C4D-C3D-C2D	-3.44	103.55	107.62
45	DD	403	PHO	C6-C7-C8	3.44	127.05	115.92
44	JE	101	DGD	O2G-C1B-C2B	3.44	118.92	111.50
33	bK	201	CYC	C1B-C2B-C3B	-3.44	104.28	107.87
33	hI	201	CYC	OC-C1C-C2C	-3.44	123.44	126.17
33	i5	202	CYC	C4A-C3A-C2A	-3.44	102.56	106.51
36	bE	612	CLA	CHB-C4A-NA	3.44	129.27	124.51
38	hE	103	SQD	O48-C23-C24	3.44	122.70	111.91
33	5L	201	CYC	CMC-C2C-C1C	-3.44	104.99	112.40
47	v1	201	HEM	CHA-C4D-ND	3.44	128.61	124.37

Continued on next page...

Continued from previous page...

Mol	Chain	Res	Type	Atoms	Z	Observed(^{o})	Ideal(^{o})
33	k8	201	CYC	C4A-C3A-C2A	-3.44	102.56	106.51
33	ZF	201	CYC	C1B-C2B-C3B	-3.44	104.28	107.87
33	e2	201	CYC	C4A-C3A-C2A	-3.44	102.56	106.51
33	SL	201	CYC	CMB-C2B-C1B	3.44	128.46	124.17
44	J1	101	DGD	O2G-C1B-C2B	3.44	118.91	111.50
43	bE	617	BCR	C20-C21-C22	-3.44	122.41	127.31
47	E1	101	HEM	CHA-C4D-ND	3.44	128.61	124.37
33	KK	201	CYC	C1B-C2B-C3B	-3.43	104.29	107.87
33	KF	201	CYC	CHD-C4C-NC	3.43	129.29	125.20
33	k2	201	CYC	C4A-C3A-C2A	-3.43	102.56	106.51
33	i6	202	CYC	C4A-C3A-C2A	-3.43	102.57	106.51
43	zE	101	BCR	C38-C26-C25	-3.43	120.67	124.53
33	S4	201	CYC	C1B-C2B-C3B	-3.43	104.29	107.87
33	PG	201	CYC	CMB-C2B-C1B	3.43	128.45	124.17
33	MG	201	CYC	C1D-C2D-C3D	-3.43	103.42	107.79
33	5G	201	CYC	CMC-C2C-C1C	-3.43	105.01	112.40
33	QL	201	CYC	CMD-C2D-C1D	3.43	130.59	125.56
43	b1	617	BCR	C20-C21-C22	-3.43	122.41	127.31
33	hA	201	CYC	OC-C1C-C2C	-3.43	123.45	126.17
33	ZK	201	CYC	CMB-C2B-C1B	3.43	128.45	124.17
33	KF	201	CYC	C1B-C2B-C3B	-3.43	104.29	107.87
33	ZF	201	CYC	CMB-C2B-C1B	3.43	128.45	124.17
43	CE	516	BCR	C38-C26-C27	3.43	120.20	113.62
33	zB	201	CYC	CHA-C4D-C3D	-3.43	119.42	127.15
36	CD	511	CLA	C2D-C1D-ND	-3.43	107.58	110.10
33	iJ	202	CYC	C4A-C3A-C2A	-3.43	102.57	106.51
36	b1	612	CLA	CHB-C4A-NA	3.43	129.25	124.51
33	QG	201	CYC	CMD-C2D-C1D	3.43	130.58	125.56
33	OG	201	CYC	C1A-C2A-C3A	-3.42	102.99	106.78
33	i6	202	CYC	C1A-C2A-C3A	-3.42	102.99	106.78
33	h2	201	CYC	OC-C1C-C2C	-3.42	123.45	126.17
33	gK	201	CYC	CMD-C2D-C1D	3.42	130.57	125.56
33	PL	201	CYC	CMB-C2B-C1B	3.42	128.44	124.17
33	b6	201	CYC	OC-C1C-C2C	-3.42	123.45	126.17
33	XK	201	CYC	C2D-C1D-ND	3.42	112.21	107.40
33	LG	201	CYC	CAA-CBA-CGA	-3.42	106.24	113.60
33	SL	201	CYC	C1D-C2D-C3D	-3.42	103.43	107.79
33	JG	201	CYC	CAA-CBA-CGA	-3.42	106.24	113.60
33	XF	201	CYC	C2D-C1D-ND	3.42	112.21	107.40
33	u4	201	CYC	CHD-C1D-C2D	3.42	135.88	127.49
33	LL	201	CYC	CAA-CBA-CGA	-3.42	106.24	113.60
33	5L	201	CYC	C4D-C3D-C2D	-3.42	103.58	107.62

Continued on next page...

Continued from previous page...

Mol	Chain	Res	Type	Atoms	Z	Observed(^{o})	Ideal(^{o})
33	HG	201	CYC	CMB-C2B-C1B	3.42	128.44	124.17
33	HL	201	CYC	CMB-C2B-C1B	3.42	128.44	124.17
33	cK	201	CYC	CMB-C2B-C1B	3.42	128.44	124.17
33	i3	202	CYC	C1A-C2A-C3A	-3.42	103.00	106.78
33	PL	201	CYC	C1B-C2B-C3B	-3.42	104.31	107.87
43	CD	516	BCR	C38-C26-C27	3.42	120.18	113.62
33	gF	201	CYC	CMD-C2D-C1D	3.42	130.56	125.56
43	cE	519	BCR	C16-C15-C14	-3.42	116.48	123.47
33	ZK	201	CYC	C1B-C2B-C3B	-3.41	104.31	107.87
33	uB	201	CYC	CHD-C1D-C2D	3.41	135.87	127.49
33	MG	201	CYC	C1A-C2A-C3A	-3.41	103.00	106.78
33	PG	201	CYC	C1B-C2B-C3B	-3.41	104.31	107.87
43	z1	101	BCR	C38-C26-C25	-3.41	120.69	124.53
44	cD	516	DGD	O1G-C1A-C2A	3.41	122.62	111.91
43	ZE	101	BCR	C15-C14-C13	-3.41	122.44	127.31
33	GG	201	CYC	C1B-C2B-C3B	-3.41	104.31	107.87
33	uB	201	CYC	C4A-C3A-C2A	-3.41	102.59	106.51
33	i7	202	CYC	C1A-C2A-C3A	-3.41	103.01	106.78
44	c1	516	DGD	O1G-C1A-C2A	3.41	122.60	111.91
33	5G	201	CYC	CHD-C4C-NC	3.41	129.26	125.20
33	qB	201	CYC	CBD-CAD-C3D	-3.41	103.16	112.63
43	c1	519	BCR	C16-C15-C14	-3.41	116.49	123.47
33	WG	201	CYC	C2B-C1B-NB	3.41	111.98	106.99
33	RG	201	CYC	C1A-C2A-C3A	-3.41	103.01	106.78
44	cE	516	DGD	O1G-C1A-C2A	3.41	122.60	111.91
33	eJ	201	CYC	C4A-C3A-C2A	-3.41	102.60	106.51
43	z1	101	BCR	C15-C14-C13	-3.41	122.45	127.31
33	h5	201	CYC	OC-C1C-C2C	-3.41	123.47	126.17
33	SG	201	CYC	CMB-C2B-C1B	3.41	128.42	124.17
43	zD	101	BCR	C38-C26-C25	-3.40	120.70	124.53
36	DD	406	CLA	O2D-CGD-O1D	-3.40	117.18	123.84
33	u4	201	CYC	C4A-C3A-C2A	-3.40	102.60	106.51
36	DE	406	CLA	O2D-CGD-O1D	-3.40	117.18	123.84
36	CE	511	CLA	C2D-C1D-ND	-3.40	107.60	110.10
33	y4	201	CYC	C1B-C2B-C3B	-3.40	104.32	107.87
33	q4	201	CYC	CBD-CAD-C3D	-3.40	103.18	112.63
43	cD	519	BCR	C16-C15-C14	-3.40	116.51	123.47
33	i7	202	CYC	C4A-C3A-C2A	-3.40	102.60	106.51
33	tB	1001	CYC	CMB-C2B-C1B	3.40	128.41	124.17
33	5L	201	CYC	CHD-C4C-NC	3.40	129.25	125.20
36	D1	405	CLA	O2D-CGD-O1D	-3.40	117.19	123.84
33	IF	201	CYC	C2B-C1B-NB	3.40	111.96	106.99

Continued on next page...

Continued from previous page...

Mol	Chain	Res	Type	Atoms	Z	Observed(^{o})	Ideal(^{o})
36	dD	406	CLA	O2D-CGD-O1D	-3.40	117.20	123.84
43	Z1	101	BCR	C15-C14-C13	-3.40	122.46	127.31
43	zD	101	BCR	C15-C14-C13	-3.40	122.46	127.31
33	IK	201	CYC	C2B-C1B-NB	3.40	111.96	106.99
36	C1	511	CLA	C4A-NA-C1A	3.39	108.23	106.71
33	iJ	202	CYC	C1A-C2A-C3A	-3.39	103.03	106.78
33	JL	201	CYC	CAA-CBA-CGA	-3.39	106.30	113.60
44	CE	518	DGD	O2G-C1B-C2B	3.39	118.81	111.50
43	BE	617	BCR	C16-C17-C18	-3.39	122.47	127.31
33	jK	201	CYC	C1D-C2D-C3D	-3.39	103.47	107.79
33	GL	201	CYC	C1B-C2B-C3B	-3.39	104.33	107.87
33	jF	201	CYC	C1D-C2D-C3D	-3.39	103.47	107.79
43	z1	101	BCR	C21-C20-C19	3.39	133.80	123.22
33	iC	202	CYC	C1A-C2A-C3A	-3.39	103.03	106.78
33	bF	201	CYC	C1B-C2B-C3B	-3.39	104.33	107.87
33	cF	201	CYC	CMB-C2B-C1B	3.39	128.40	124.17
44	CD	518	DGD	O2G-C1B-C2B	3.39	118.81	111.50
33	ML	201	CYC	C1A-C2A-C3A	-3.39	103.03	106.78
36	d1	406	CLA	O2D-CGD-O1D	-3.39	117.21	123.84
33	ML	201	CYC	C1D-C2D-C3D	-3.39	103.47	107.79
43	C1	516	BCR	C38-C26-C27	3.39	120.12	113.62
43	zE	101	BCR	C21-C20-C19	3.39	133.78	123.22
33	OB	201	CYC	C4A-C3A-C2A	-3.39	102.62	106.51
33	yB	201	CYC	C1B-C2B-C3B	-3.38	104.34	107.87
33	WB	201	CYC	C4D-C3D-C2D	-3.38	103.62	107.62
33	JK	201	CYC	C1D-C2D-C3D	-3.38	103.48	107.79
43	BD	617	BCR	C16-C17-C18	-3.38	122.48	127.31
44	C1	518	DGD	O2G-C1B-C2B	3.38	118.79	111.50
33	iH	202	CYC	C1A-C2A-C3A	-3.38	103.04	106.78
33	RG	201	CYC	CHD-C1D-ND	-3.38	117.57	125.32
33	O4	201	CYC	C4A-C3A-C2A	-3.38	102.62	106.51
33	sB	201	CYC	CAA-C2A-C1A	3.38	130.99	125.01
33	MF	201	CYC	C2D-C1D-ND	3.38	112.15	107.40
43	zD	101	BCR	C21-C20-C19	3.38	133.77	123.22
43	BE	616	BCR	C28-C27-C26	-3.38	108.04	114.08
43	Z1	101	BCR	C21-C20-C19	3.38	133.77	123.22
43	ZD	101	BCR	C15-C14-C13	-3.38	122.49	127.31
43	ZE	101	BCR	C21-C20-C19	3.38	133.76	123.22
33	i5	202	CYC	C1A-C2A-C3A	-3.38	103.04	106.78
43	b1	617	BCR	C28-C27-C26	-3.38	108.04	114.08
33	mF	201	CYC	CBC-CAC-C3C	3.38	120.99	113.47
33	u4	201	CYC	CMB-C2B-C1B	3.38	128.38	124.17

Continued on next page...

Continued from previous page...

Mol	Chain	Res	Type	Atoms	Z	Observed(^{o})	Ideal(^{o})
36	cE	506	CLA	CAA-CBA-CGA	3.38	123.12	113.25
33	RL	201	CYC	C1A-C2A-C3A	-3.38	103.05	106.78
33	i2	202	CYC	C1A-C2A-C3A	-3.38	103.05	106.78
33	W4	201	CYC	C4D-C3D-C2D	-3.38	103.63	107.62
33	PG	201	CYC	CHB-C1B-NB	-3.38	118.81	126.06
33	z4	201	CYC	CHB-C4A-NA	-3.37	117.88	124.93
33	WL	201	CYC	C2B-C1B-NB	3.37	111.93	106.99
43	B1	616	BCR	C28-C27-C26	-3.37	108.05	114.08
33	RL	201	CYC	CHD-C1D-ND	-3.37	117.59	125.32
33	bK	201	CYC	OC-C1C-C2C	-3.37	123.49	126.17
43	d1	407	BCR	C21-C20-C19	-3.37	112.70	123.22
33	pB	201	CYC	C1A-C2A-C3A	-3.37	103.05	106.78
33	WL	201	CYC	CHB-C4A-C3A	3.37	133.57	124.90
33	s4	201	CYC	CAA-C2A-C1A	3.37	130.97	125.01
33	zB	201	CYC	CHB-C4A-NA	-3.37	117.88	124.93
33	fK	201	CYC	C1A-C2A-C3A	-3.37	103.05	106.78
33	gK	201	CYC	C4D-ND-C1D	-3.37	103.78	109.79
33	g8	202	CYC	C1A-C2A-C3A	-3.37	103.05	106.78
33	RG	201	CYC	C2C-C1C-NC	3.37	111.18	108.27
33	IK	201	CYC	CMA-C3A-C2A	-3.37	116.97	126.12
43	B1	617	BCR	C16-C17-C18	-3.37	122.50	127.31
43	bD	617	BCR	C28-C27-C26	-3.37	108.06	114.08
33	WG	201	CYC	CHB-C4A-C3A	3.37	133.56	124.90
33	RB	201	CYC	CMB-C2B-C1B	3.37	128.37	124.17
33	R4	201	CYC	CMB-C2B-C1B	3.37	128.37	124.17
36	dE	406	CLA	O2D-CGD-O1D	-3.37	117.25	123.84
33	mK	201	CYC	CBC-CAC-C3C	3.37	120.96	113.47
33	7G	201	CYC	CHD-C1D-C2D	3.37	135.75	127.49
33	kF	201	CYC	C4D-C3D-C2D	-3.37	103.64	107.62
33	WB	201	CYC	OC-C1C-C2C	-3.37	123.50	126.17
33	PL	201	CYC	CHB-C1B-NB	-3.37	118.83	126.06
43	dD	407	BCR	C21-C20-C19	-3.37	112.71	123.22
43	CE	516	BCR	C21-C20-C19	-3.37	112.71	123.22
36	cD	506	CLA	CAA-CBA-CGA	3.37	123.09	113.25
33	eJ	201	CYC	C1A-C2A-C3A	-3.37	103.06	106.78
43	ZD	101	BCR	C21-C20-C19	3.36	133.72	123.22
43	ZE	101	BCR	C38-C26-C25	-3.36	120.75	124.53
33	i9	202	CYC	C1A-C2A-C3A	-3.36	103.06	106.78
43	ID	102	BCR	C15-C14-C13	-3.36	122.51	127.31
43	zE	101	BCR	C15-C14-C13	-3.36	122.51	127.31
43	CD	516	BCR	C21-C20-C19	-3.36	112.72	123.22
33	V4	201	CYC	C4D-C3D-C2D	-3.36	103.64	107.62

Continued on next page...

Continued from previous page...

Mol	Chain	Res	Type	Atoms	Z	Observed(^{o})	Ideal(^{o})
33	MK	201	CYC	C2D-C1D-ND	3.36	112.13	107.40
33	W4	201	CYC	OC-C1C-C2C	-3.36	123.50	126.17
33	uB	201	CYC	CMB-C2B-C1B	3.36	128.37	124.17
33	MK	201	CYC	C4A-C3A-C2A	-3.36	102.65	106.51
33	t4	1001	CYC	CMB-C2B-C1B	3.36	128.37	124.17
43	BD	616	BCR	C28-C27-C26	-3.36	108.07	114.08
36	CE	511	CLA	C4A-NA-C1A	3.36	108.22	106.71
43	dE	407	BCR	C21-C20-C19	-3.36	112.73	123.22
33	p4	201	CYC	C1A-C2A-C3A	-3.36	103.06	106.78
33	iI	202	CYC	C1A-C2A-C3A	-3.36	103.06	106.78
33	RG	201	CYC	CMA-C3A-C4A	3.36	130.24	125.06
33	RL	201	CYC	CMA-C3A-C4A	3.36	130.24	125.06
33	g6	202	CYC	C1A-C2A-C3A	-3.36	103.06	106.78
43	IE	102	BCR	C15-C14-C13	-3.36	122.52	127.31
43	DE	407	BCR	C21-C20-C19	-3.36	112.73	123.22
43	bE	617	BCR	C28-C27-C26	-3.36	108.08	114.08
33	iA	202	CYC	C1A-C2A-C3A	-3.36	103.06	106.78
33	e8	201	CYC	C1A-C2A-C3A	-3.36	103.07	106.78
36	c1	505	CLA	CAA-CBA-CGA	3.36	123.06	113.25
36	A1	404	CLA	CMA-C3A-C4A	-3.36	102.75	111.77
33	bK	201	CYC	C1B-NB-C4B	-3.36	106.40	110.67
43	DD	407	BCR	C21-C20-C19	-3.36	112.75	123.22
33	e3	201	CYC	C1A-C2A-C3A	-3.36	103.07	106.78
33	g3	202	CYC	C1A-C2A-C3A	-3.36	103.07	106.78
43	D1	406	BCR	C21-C20-C19	-3.35	112.75	123.22
33	IF	201	CYC	CMA-C3A-C2A	-3.35	117.01	126.12
33	QB	201	CYC	CMB-C2B-C1B	3.35	128.35	124.17
33	7L	201	CYC	CHD-C1D-C2D	3.35	135.72	127.49
33	PG	201	CYC	C4A-C3A-C2A	-3.35	102.66	106.51
33	VG	201	CYC	CBC-CAC-C3C	3.35	120.93	113.47
33	bF	201	CYC	C1B-NB-C4B	-3.35	106.40	110.67
43	I1	102	BCR	C15-C14-C13	-3.35	122.53	127.31
33	i8	202	CYC	C1A-C2A-C3A	-3.35	103.08	106.78
33	k8	201	CYC	C1A-C2A-C3A	-3.35	103.08	106.78
33	JF	201	CYC	C1D-C2D-C3D	-3.35	103.53	107.79
33	eC	201	CYC	C1A-C2A-C3A	-3.35	103.08	106.78
33	f7	201	CYC	CAC-C3C-C2C	-3.35	105.89	114.26
33	PL	201	CYC	C4A-C3A-C2A	-3.35	102.67	106.51
33	mK	201	CYC	C4A-C3A-C2A	-3.35	102.67	106.51
33	eH	201	CYC	C1A-C2A-C3A	-3.35	103.08	106.78
33	VL	201	CYC	CBC-CAC-C3C	3.35	120.92	113.47
33	WL	201	CYC	C1B-CHB-C4A	3.35	136.26	128.08

Continued on next page...

Continued from previous page...

Mol	Chain	Res	Type	Atoms	Z	Observed(^{o})	Ideal(^{o})
36	AD	404	CLA	CMA-C3A-C4A	-3.35	102.78	111.77
33	k2	201	CYC	C1A-C2A-C3A	-3.35	103.08	106.78
33	RG	201	CYC	C4D-C3D-C2D	-3.34	103.67	107.62
33	gF	201	CYC	C4D-ND-C1D	-3.34	103.82	109.79
33	dJ	201	CYC	CAC-C3C-C2C	-3.34	105.91	114.26
33	g9	202	CYC	C1A-C2A-C3A	-3.34	103.08	106.78
33	nF	201	CYC	OC-C1C-C2C	-3.34	123.52	126.17
43	C1	516	BCR	C21-C20-C19	-3.34	112.78	123.22
33	dA	201	CYC	CAC-C3C-C2C	-3.34	105.91	114.26
33	MF	201	CYC	C4A-C3A-C2A	-3.34	102.67	106.51
33	f2	201	CYC	CAC-C3C-C2C	-3.34	105.91	114.26
43	bE	618	BCR	C16-C17-C18	-3.34	122.54	127.31
33	Q4	201	CYC	CMB-C2B-C1B	3.34	128.34	124.17
33	WG	201	CYC	C1B-CHB-C4A	3.34	136.24	128.08
33	eK	201	CYC	CHB-C1B-NB	-3.34	118.89	126.06
33	JK	201	CYC	OC-C1C-NC	3.34	128.99	124.94
33	OG	201	CYC	C4A-C3A-C2A	-3.34	102.67	106.51
33	RL	201	CYC	C2C-C1C-NC	3.34	111.15	108.27
33	OL	201	CYC	C4A-C3A-C2A	-3.34	102.68	106.51
33	k9	201	CYC	C1A-C2A-C3A	-3.34	103.09	106.78
33	VB	201	CYC	C4D-C3D-C2D	-3.34	103.68	107.62
33	fF	201	CYC	C1A-C2A-C3A	-3.34	103.09	106.78
43	bD	618	BCR	C16-C17-C18	-3.34	122.55	127.31
33	d2	201	CYC	CAC-C3C-C2C	-3.33	105.93	114.26
33	RL	201	CYC	C4D-C3D-C2D	-3.33	103.68	107.62
33	eF	201	CYC	CHB-C1B-NB	-3.33	118.90	126.06
33	g7	202	CYC	C1A-C2A-C3A	-3.33	103.09	106.78
33	gA	301	CYC	C1A-C2A-C3A	-3.33	103.09	106.78
33	gH	202	CYC	C1A-C2A-C3A	-3.33	103.09	106.78
33	d7	201	CYC	CAC-C3C-C2C	-3.33	105.93	114.26
33	fJ	201	CYC	CAC-C3C-C2C	-3.33	105.93	114.26
33	e6	201	CYC	C1A-C2A-C3A	-3.33	103.09	106.78
33	R4	201	CYC	CHD-C1D-C2D	3.33	135.67	127.49
33	fH	201	CYC	CAC-C3C-C2C	-3.33	105.93	114.26
33	Y4	201	CYC	OC-C1C-C2C	-3.33	123.52	126.17
33	f8	201	CYC	CAC-C3C-C2C	-3.33	105.94	114.26
33	e5	201	CYC	C1A-C2A-C3A	-3.33	103.10	106.78
33	b2	201	CYC	CAC-C3C-C2C	-3.33	105.94	114.26
33	f6	201	CYC	CAC-C3C-C2C	-3.33	105.94	114.26
33	fI	201	CYC	CAC-C3C-C2C	-3.33	105.94	114.26
33	JF	201	CYC	OC-C1C-NC	3.33	128.97	124.94
33	lI	201	CYC	CAC-C3C-C2C	-3.33	105.94	114.26

Continued on next page...

Continued from previous page...

Mol	Chain	Res	Type	Atoms	Z	Observed(^{o})	Ideal(^{o})
33	f3	201	CYC	CAC-C3C-C2C	-3.33	105.94	114.26
33	YB	201	CYC	OC-C1C-C2C	-3.33	123.53	126.17
33	eA	201	CYC	C1A-C2A-C3A	-3.33	103.10	106.78
33	f9	201	CYC	CAC-C3C-C2C	-3.33	105.94	114.26
33	dI	201	CYC	CAC-C3C-C2C	-3.33	105.94	114.26
33	f5	201	CYC	CAC-C3C-C2C	-3.33	105.94	114.26
33	gC	301	CYC	C1A-C2A-C3A	-3.33	103.10	106.78
33	Q4	201	CYC	C1B-C2B-C3B	-3.33	104.40	107.87
33	d5	201	CYC	CAC-C3C-C2C	-3.33	105.94	114.26
33	jF	201	CYC	C1B-NB-C4B	-3.33	106.43	110.67
33	IF	201	CYC	CAD-CBD-CGD	-3.33	106.44	113.60
33	QL	201	CYC	C4D-ND-C1D	-3.33	103.85	109.79
33	g5	202	CYC	C1A-C2A-C3A	-3.33	103.10	106.78
33	RB	201	CYC	CHD-C1D-C2D	3.33	135.66	127.49
33	fA	201	CYC	CAC-C3C-C2C	-3.33	105.95	114.26
33	jK	201	CYC	CHD-C1D-ND	-3.33	117.70	125.32
33	d6	201	CYC	CAC-C3C-C2C	-3.33	105.95	114.26
36	AE	404	CLA	CMA-C3A-C4A	-3.33	102.83	111.77
36	c1	510	CLA	CHD-C1D-ND	-3.33	121.40	124.45
36	c1	503	CLA	CHC-C4B-NB	3.33	127.78	124.26
33	gJ	202	CYC	C1A-C2A-C3A	-3.33	103.10	106.78
33	kK	201	CYC	C4D-C3D-C2D	-3.33	103.69	107.62
33	bJ	201	CYC	CAC-C3C-C2C	-3.33	105.95	114.26
33	IK	201	CYC	CAD-CBD-CGD	-3.32	106.45	113.60
33	e2	201	CYC	C1A-C2A-C3A	-3.32	103.10	106.78
33	e9	201	CYC	C1A-C2A-C3A	-3.32	103.10	106.78
33	mF	201	CYC	C4A-C3A-C2A	-3.32	102.69	106.51
43	b1	618	BCR	C16-C17-C18	-3.32	122.57	127.31
33	g2	202	CYC	C1A-C2A-C3A	-3.32	103.10	106.78
33	XK	201	CYC	C4A-C3A-C2A	-3.32	102.69	106.51
33	4G	201	CYC	C4A-C3A-C2A	-3.32	102.69	106.51
41	a1	411	BCT	O3-C-O1	-3.32	110.93	119.55
33	dH	201	CYC	CAC-C3C-C2C	-3.32	105.96	114.26
33	e7	201	CYC	C1A-C2A-C3A	-3.32	103.11	106.78
33	r4	201	CYC	CHB-C4A-NA	-3.32	117.98	124.93
33	b8	201	CYC	CAC-C3C-C2C	-3.32	105.96	114.26
36	C1	504	CLA	CHB-C4A-NA	3.32	129.10	124.51
33	jF	201	CYC	CHD-C1D-ND	-3.32	117.71	125.32
33	d8	201	CYC	C2A-C1A-NA	3.32	114.88	110.05
33	bA	201	CYC	CAC-C3C-C2C	-3.32	105.96	114.26
33	4L	201	CYC	CHD-C1D-C2D	3.32	135.64	127.49
33	kK	201	CYC	CMD-C2D-C1D	3.32	130.42	125.56

Continued on next page...

Continued from previous page...

Mol	Chain	Res	Type	Atoms	Z	Observed(^{o})	Ideal(^{o})
33	l3	201	CYC	CAC-C3C-C2C	-3.32	105.97	114.26
41	aE	410	BCT	O3-C-O1	-3.32	110.94	119.55
33	2L	201	CYC	C1B-NB-C4B	-3.32	106.44	110.67
33	2G	201	CYC	C1B-NB-C4B	-3.32	106.44	110.67
33	k3	201	CYC	C1A-C2A-C3A	-3.32	103.11	106.78
33	lA	201	CYC	CAC-C3C-C2C	-3.32	105.97	114.26
33	lH	201	CYC	CAC-C3C-C2C	-3.32	105.97	114.26
33	tB	1001	CYC	C1B-C2B-C3B	-3.32	104.41	107.87
33	jK	201	CYC	C1B-NB-C4B	-3.32	106.44	110.67
33	XF	201	CYC	C4A-C3A-C2A	-3.32	102.70	106.51
33	l7	201	CYC	CAC-C3C-C2C	-3.32	105.97	114.26
33	b7	201	CYC	CAC-C3C-C2C	-3.32	105.97	114.26
33	bC	201	CYC	CAC-C3C-C2C	-3.32	105.97	114.26
33	dC	201	CYC	CAC-C3C-C2C	-3.32	105.97	114.26
33	4G	201	CYC	CHD-C1D-C2D	3.32	135.63	127.49
33	bF	201	CYC	OC-C1C-C2C	-3.32	123.54	126.17
33	fC	201	CYC	CAC-C3C-C2C	-3.32	105.97	114.26
33	d8	201	CYC	CAC-C3C-C2C	-3.32	105.97	114.26
41	aD	410	BCT	O3-C-O1	-3.32	110.94	119.55
33	b3	201	CYC	CAC-C3C-C2C	-3.32	105.97	114.26
33	l9	201	CYC	CAC-C3C-C2C	-3.32	105.97	114.26
33	bH	201	CYC	CAC-C3C-C2C	-3.32	105.97	114.26
36	cE	504	CLA	CHC-C4B-NB	3.32	127.77	124.26
33	rB	201	CYC	CHB-C4A-NA	-3.31	118.00	124.93
33	j3	201	CYC	CAC-C3C-C2C	-3.31	105.98	114.26
33	l6	201	CYC	CAC-C3C-C2C	-3.31	105.98	114.26
33	dJ	201	CYC	C2A-C1A-NA	3.31	114.87	110.05
33	d3	201	CYC	CAC-C3C-C2C	-3.31	105.98	114.26
33	b9	201	CYC	CAC-C3C-C2C	-3.31	105.98	114.26
33	LK	201	CYC	OC-C1C-C2C	-3.31	123.54	126.17
43	B1	617	BCR	C11-C10-C9	-3.31	122.58	127.31
33	gI	301	CYC	C1A-C2A-C3A	-3.31	103.12	106.78
33	j8	201	CYC	CAC-C3C-C2C	-3.31	105.98	114.26
33	nK	201	CYC	OC-C1C-C2C	-3.31	123.54	126.17
33	lJ	201	CYC	CAC-C3C-C2C	-3.31	105.99	114.26
33	dF	201	CYC	C4D-C3D-C2D	-3.31	103.71	107.62
33	l2	201	CYC	CAC-C3C-C2C	-3.31	105.99	114.26
33	l5	201	CYC	CAC-C3C-C2C	-3.31	105.99	114.26
43	ZD	101	BCR	C38-C26-C25	-3.31	120.81	124.53
33	l8	201	CYC	CAC-C3C-C2C	-3.31	105.99	114.26
33	lC	201	CYC	CAC-C3C-C2C	-3.31	105.99	114.26
33	kF	201	CYC	C2C-C1C-NC	3.31	111.13	108.27

Continued on next page...

Continued from previous page...

Mol	Chain	Res	Type	Atoms	Z	Observed(^{o})	Ideal(^{o})
33	kH	201	CYC	C1A-C2A-C3A	-3.31	103.12	106.78
33	kK	201	CYC	C2C-C1C-NC	3.31	111.12	108.27
33	b5	201	CYC	CAC-C3C-C2C	-3.31	105.99	114.26
33	RB	201	CYC	CHB-C1B-C2B	3.31	133.50	126.95
33	eI	201	CYC	C1A-C2A-C3A	-3.31	103.12	106.78
33	jC	201	CYC	CAC-C3C-C2C	-3.31	106.00	114.26
33	k7	201	CYC	C1A-C2A-C3A	-3.31	103.12	106.78
36	B1	607	CLA	CHB-C4A-NA	3.31	129.08	124.51
33	b6	201	CYC	CAC-C3C-C2C	-3.31	106.00	114.26
33	j6	201	CYC	CAC-C3C-C2C	-3.31	106.00	114.26
36	AD	404	CLA	CMB-C2B-C1B	-3.31	120.33	125.37
36	I1	101	CLA	CAA-C2A-C3A	-3.31	103.73	112.78
33	v4	201	CYC	C2A-C1A-NA	3.31	114.86	110.05
36	CE	504	CLA	CHB-C4A-NA	3.30	129.08	124.51
33	QG	201	CYC	C4D-ND-C1D	-3.30	103.89	109.79
33	jH	201	CYC	CAC-C3C-C2C	-3.30	106.00	114.26
33	XB	201	CYC	CMA-C3A-C4A	3.30	130.15	125.06
33	d2	201	CYC	C2A-C1A-NA	3.30	114.86	110.05
33	kA	201	CYC	C1A-C2A-C3A	-3.30	103.13	106.78
33	KK	201	CYC	CHD-C1D-ND	-3.30	117.75	125.32
33	d9	201	CYC	C2A-C1A-NA	3.30	114.85	110.05
33	kJ	201	CYC	C1A-C2A-C3A	-3.30	103.13	106.78
33	j9	201	CYC	CAC-C3C-C2C	-3.30	106.01	114.26
36	A1	404	CLA	CMB-C2B-C1B	-3.30	120.34	125.37
36	cD	510	CLA	CHD-C1D-ND	-3.30	121.42	124.45
33	hC	201	CYC	CAC-C3C-C2C	-3.30	106.01	114.26
33	QB	201	CYC	C1B-C2B-C3B	-3.30	104.42	107.87
33	d9	201	CYC	CAC-C3C-C2C	-3.30	106.01	114.26
33	jJ	201	CYC	CAC-C3C-C2C	-3.30	106.01	114.26
36	CD	504	CLA	CHB-C4A-NA	3.30	129.08	124.51
33	X4	201	CYC	CMA-C3A-C4A	3.30	130.15	125.06
33	kF	201	CYC	CMD-C2D-C1D	3.30	130.39	125.56
33	IG	201	CYC	C4D-C3D-C2D	-3.30	103.72	107.62
33	jA	201	CYC	CAC-C3C-C2C	-3.30	106.01	114.26
33	R4	201	CYC	CHB-C1B-C2B	3.30	133.49	126.95
33	j5	201	CYC	CAC-C3C-C2C	-3.30	106.02	114.26
33	hA	201	CYC	CAC-C3C-C2C	-3.30	106.02	114.26
36	CD	511	CLA	C4A-NA-C1A	3.30	108.19	106.71
43	Z1	101	BCR	C38-C26-C25	-3.30	120.82	124.53
33	bF	201	CYC	C2D-C1D-ND	3.30	112.03	107.40
33	j7	201	CYC	CAC-C3C-C2C	-3.30	106.02	114.26
33	KF	201	CYC	CHD-C1D-ND	-3.30	117.77	125.32

Continued on next page...

Continued from previous page...

Mol	Chain	Res	Type	Atoms	Z	Observed(^{o})	Ideal(^{o})
45	DD	401	PHO	C11-C12-C13	3.30	126.57	115.92
36	ID	101	CLA	CAA-C2A-C3A	-3.30	103.75	112.78
33	k6	201	CYC	C1A-C2A-C3A	-3.30	103.14	106.78
33	kC	201	CYC	C1A-C2A-C3A	-3.30	103.14	106.78
33	i6	202	CYC	OB-C4B-C3B	-3.30	124.46	128.04
33	h6	201	CYC	CAC-C3C-C2C	-3.30	106.03	114.26
33	dH	201	CYC	C2A-C1A-NA	3.29	114.84	110.05
33	j2	201	CYC	CAC-C3C-C2C	-3.29	106.03	114.26
33	h3	201	CYC	CAC-C3C-C2C	-3.29	106.03	114.26
43	IE	102	BCR	C7-C8-C9	-3.29	121.26	126.23
33	jI	201	CYC	CAC-C3C-C2C	-3.29	106.03	114.26
33	i8	202	CYC	OB-C4B-C3B	-3.29	124.47	128.04
33	AL	201	CYC	CMA-C3A-C4A	3.29	130.13	125.06
36	IE	101	CLA	CAA-C2A-C3A	-3.29	103.76	112.78
33	dA	201	CYC	C2A-C1A-NA	3.29	114.84	110.05
36	CE	515	CLA	CMB-C2B-C1B	-3.29	120.35	125.37
33	MG	201	CYC	C1B-CHB-C4A	3.29	136.12	128.08
33	dK	201	CYC	C2C-C1C-NC	3.29	111.11	108.27
36	BE	607	CLA	CHB-C4A-NA	3.29	129.06	124.51
33	w4	201	CYC	C4D-ND-C1D	-3.29	103.92	109.79
33	VB	201	CYC	C1B-C2B-C3B	-3.29	104.44	107.87
36	AE	404	CLA	CMB-C2B-C1B	-3.29	120.36	125.37
33	jK	201	CYC	CHB-C4A-NA	-3.29	118.05	124.93
43	BD	617	BCR	C11-C10-C9	-3.29	122.61	127.31
36	c1	504	CLA	O2D-CGD-O1D	-3.29	117.40	123.84
36	cD	505	CLA	O2D-CGD-O1D	-3.29	117.40	123.84
33	AG	201	CYC	CMA-C3A-C4A	3.29	130.13	125.06
33	bI	201	CYC	CAC-C3C-C2C	-3.29	106.04	114.26
33	pB	201	CYC	OB-C4B-C3B	-3.29	124.47	128.04
33	d6	201	CYC	C2A-C1A-NA	3.29	114.83	110.05
33	kI	201	CYC	C1A-C2A-C3A	-3.29	103.14	106.78
33	TL	201	CYC	C4D-C3D-C2D	-3.29	103.73	107.62
33	d3	201	CYC	C2A-C1A-NA	3.29	114.83	110.05
33	wB	201	CYC	C4D-ND-C1D	-3.29	103.92	109.79
33	iC	202	CYC	OB-C4B-C3B	-3.29	124.47	128.04
36	cD	504	CLA	CHC-C4B-NB	3.29	127.74	124.26
33	Y4	201	CYC	CHA-C4D-C3D	-3.29	119.74	127.15
36	BD	607	CLA	CHB-C4A-NA	3.29	129.06	124.51
36	CD	515	CLA	CMB-C2B-C1B	-3.28	120.37	125.37
33	CB	1001	CYC	C4D-ND-C1D	-3.28	103.93	109.79
33	XB	201	CYC	CHA-C1A-NA	-3.28	117.74	124.58
33	h9	201	CYC	CAC-C3C-C2C	-3.28	106.06	114.26

Continued on next page...

Continued from previous page...

Mol	Chain	Res	Type	Atoms	Z	Observed(^{o})	Ideal(^{o})
33	hH	201	CYC	CAC-C3C-C2C	-3.28	106.06	114.26
33	e8	201	CYC	OB-C4B-C3B	-3.28	124.48	128.04
33	4L	201	CYC	C4A-C3A-C2A	-3.28	102.74	106.51
33	ML	201	CYC	C1B-CHB-C4A	3.28	136.10	128.08
33	h7	201	CYC	CAC-C3C-C2C	-3.28	106.06	114.26
33	k5	201	CYC	C1A-C2A-C3A	-3.28	103.15	106.78
33	dC	201	CYC	C2A-C1A-NA	3.28	114.82	110.05
33	jF	201	CYC	C4A-C3A-C2A	-3.28	102.74	106.51
33	jF	201	CYC	CHB-C4A-NA	-3.28	118.08	124.93
33	h5	201	CYC	CAC-C3C-C2C	-3.28	106.07	114.26
43	ID	102	BCR	C7-C8-C9	-3.28	121.28	126.23
33	h2	201	CYC	CAC-C3C-C2C	-3.28	106.07	114.26
33	YB	201	CYC	CHA-C4D-C3D	-3.28	119.76	127.15
33	X4	201	CYC	CHA-C1A-NA	-3.28	117.76	124.58
36	cE	510	CLA	CHD-C1D-ND	-3.28	121.44	124.45
43	BE	617	BCR	C11-C10-C9	-3.28	122.63	127.31
33	d5	201	CYC	C2A-C1A-NA	3.28	114.81	110.05
33	MG	201	CYC	C4A-C3A-C2A	-3.28	102.75	106.51
33	i3	202	CYC	OB-C4B-C3B	-3.28	124.48	128.04
33	dK	201	CYC	C4D-C3D-C2D	-3.28	103.75	107.62
33	ML	201	CYC	C4A-C3A-C2A	-3.28	102.75	106.51
33	gI	301	CYC	C1B-NB-C4B	-3.28	106.50	110.67
33	LF	201	CYC	OC-C1C-C2C	-3.28	123.57	126.17
33	V4	201	CYC	C1B-C2B-C3B	-3.27	104.45	107.87
33	IL	201	CYC	C4D-C3D-C2D	-3.27	103.75	107.62
33	d7	201	CYC	C2A-C1A-NA	3.27	114.81	110.05
33	SB	201	CYC	C2B-C1B-NB	3.27	111.78	106.99
36	cE	505	CLA	O2D-CGD-O1D	-3.27	117.44	123.84
33	AL	201	CYC	CMC-C2C-C1C	-3.27	105.35	112.40
33	h8	201	CYC	CAC-C3C-C2C	-3.27	106.08	114.26
33	t4	1001	CYC	C1B-C2B-C3B	-3.27	104.46	107.87
33	vB	201	CYC	C2A-C1A-NA	3.27	114.81	110.05
33	dI	201	CYC	C2A-C1A-NA	3.27	114.81	110.05
33	hI	201	CYC	CAC-C3C-C2C	-3.27	106.09	114.26
43	IE	102	BCR	C11-C10-C9	-3.27	122.64	127.31
33	AG	201	CYC	CMC-C2C-C1C	-3.27	105.36	112.40
43	bE	618	BCR	C11-C10-C9	-3.27	122.65	127.31
33	g3	202	CYC	C1B-NB-C4B	-3.27	106.51	110.67
33	i2	202	CYC	OB-C4B-C3B	-3.27	124.50	128.04
43	I1	102	BCR	C11-C10-C9	-3.27	122.65	127.31
33	9F	201	CYC	C1A-C2A-C3A	-3.27	103.17	106.78
33	bI	201	CYC	C1A-C2A-C3A	-3.27	103.17	106.78

Continued on next page...

Continued from previous page...

Mol	Chain	Res	Type	Atoms	Z	Observed(^{o})	Ideal(^{o})
43	c1	519	BCR	C20-C21-C22	-3.26	122.65	127.31
33	b3	201	CYC	C2A-C1A-NA	3.26	114.80	110.05
36	cE	509	CLA	C1D-ND-C4D	-3.26	104.02	106.33
43	iE	102	BCR	C16-C15-C14	-3.26	116.79	123.47
33	fC	201	CYC	C1A-C2A-C3A	-3.26	103.17	106.78
33	HL	201	CYC	C2C-C3C-C4C	-3.26	96.45	101.34
33	hJ	201	CYC	CAC-C3C-C2C	-3.26	106.11	114.26
36	cD	509	CLA	C1D-ND-C4D	-3.26	104.02	106.33
33	y4	201	CYC	C1A-C2A-C3A	-3.26	103.17	106.78
33	b5	201	CYC	C2A-C1A-NA	3.26	114.79	110.05
33	YK	201	CYC	C4D-C3D-C2D	-3.26	103.77	107.62
33	i5	202	CYC	C1B-NB-C4B	-3.26	106.52	110.67
33	bK	201	CYC	C2D-C1D-ND	3.26	111.98	107.40
33	cI	201	CYC	C1A-C2A-C3A	-3.26	103.17	106.78
33	B4	1002	CYC	C4D-ND-C1D	-3.26	103.97	109.79
33	CB	1001	CYC	C4A-C3A-C2A	-3.26	102.77	106.51
33	RL	201	CYC	C4A-C3A-C2A	-3.26	102.77	106.51
33	yB	201	CYC	C4A-C3A-C2A	-3.26	102.77	106.51
43	I1	102	BCR	C7-C8-C9	-3.26	121.31	126.23
33	TG	201	CYC	C4D-C3D-C2D	-3.26	103.77	107.62
36	BE	601	CLA	CHB-C4A-NA	3.26	129.02	124.51
33	S4	201	CYC	C2B-C1B-NB	3.26	111.76	106.99
33	HG	201	CYC	C2C-C3C-C4C	-3.26	96.46	101.34
36	C1	515	CLA	CMB-C2B-C1B	-3.26	120.41	125.37
40	b1	601	LMT	C2'-C3'-C4'	3.26	117.12	109.68
33	yB	201	CYC	C1A-C2A-C3A	-3.26	103.18	106.78
33	iA	202	CYC	OB-C4B-C3B	-3.26	124.51	128.04
33	eC	201	CYC	OB-C4B-C3B	-3.26	124.51	128.04
43	cD	519	BCR	C20-C21-C22	-3.26	122.66	127.31
33	jK	201	CYC	C4A-C3A-C2A	-3.26	102.77	106.51
33	g2	202	CYC	C1B-NB-C4B	-3.26	106.52	110.67
43	ID	102	BCR	C11-C10-C9	-3.26	122.66	127.31
33	BB	1002	CYC	C4D-ND-C1D	-3.26	103.98	109.79
33	cJ	201	CYC	C1A-C2A-C3A	-3.26	103.18	106.78
33	4G	201	CYC	CMB-C2B-C1B	3.25	128.23	124.17
45	DE	401	PHO	CMA-C3A-C4A	-3.25	107.25	114.38
33	JG	201	CYC	CHA-C1A-C2A	-3.25	117.79	125.32
33	b7	201	CYC	C2A-C1A-NA	3.25	114.78	110.05
33	C4	1001	CYC	C4D-ND-C1D	-3.25	103.98	109.79
33	f7	201	CYC	C1A-C2A-C3A	-3.25	103.18	106.78
33	i5	202	CYC	OB-C4B-C3B	-3.25	124.51	128.04
33	ZK	201	CYC	CHA-C4D-C3D	-3.25	119.81	127.15

Continued on next page...

Continued from previous page...

Mol	Chain	Res	Type	Atoms	Z	Observed(^{o})	Ideal(^{o})
33	g5	202	CYC	C1B-NB-C4B	-3.25	106.53	110.67
33	gJ	202	CYC	C1B-NB-C4B	-3.25	106.53	110.67
33	bC	201	CYC	C2A-C1A-NA	3.25	114.78	110.05
33	bI	201	CYC	C2A-C1A-NA	3.25	114.78	110.05
33	VL	201	CYC	C4A-C3A-C2A	-3.25	102.77	106.51
33	vB	201	CYC	C2D-C1D-ND	3.25	111.97	107.40
33	i2	202	CYC	C1B-NB-C4B	-3.25	106.53	110.67
33	fK	201	CYC	OB-C4B-C3B	-3.25	124.51	128.04
33	B4	1002	CYC	C4A-C3A-C2A	-3.25	102.77	106.51
33	g8	202	CYC	C1B-NB-C4B	-3.25	106.53	110.67
33	b6	201	CYC	C1A-C2A-C3A	-3.25	103.19	106.78
33	g7	202	CYC	OB-C4B-C3B	-3.25	124.51	128.04
33	y4	201	CYC	C4A-C3A-C2A	-3.25	102.78	106.51
33	d8	201	CYC	C1A-C2A-C3A	-3.25	103.19	106.78
33	p4	201	CYC	OB-C4B-C3B	-3.25	124.51	128.04
33	RG	201	CYC	C4A-C3A-C2A	-3.25	102.78	106.51
33	i3	202	CYC	C1B-NB-C4B	-3.25	106.53	110.67
33	v4	201	CYC	C2D-C1D-ND	3.25	111.97	107.40
33	j2	201	CYC	C2A-C1A-NA	3.25	114.78	110.05
43	i1	101	BCR	C16-C15-C14	-3.25	116.82	123.47
33	JL	201	CYC	CHA-C1A-C2A	-3.25	117.80	125.32
33	HG	201	CYC	C3A-C4A-NA	3.25	117.46	110.53
33	VG	201	CYC	CMB-C2B-C1B	3.25	128.22	124.17
45	A1	412	PHO	CMA-C3A-C4A	-3.25	107.26	114.38
33	VG	201	CYC	C4A-C3A-C2A	-3.25	102.78	106.51
33	eA	201	CYC	OB-C4B-C3B	-3.25	124.52	128.04
33	iI	202	CYC	OB-C4B-C3B	-3.25	124.52	128.04
33	JL	201	CYC	C4D-ND-C1D	-3.25	104.00	109.79
33	4L	201	CYC	CMB-C2B-C1B	3.25	128.22	124.17
33	eF	201	CYC	C2A-C1A-NA	3.25	114.77	110.05
33	d9	201	CYC	C1A-C2A-C3A	-3.25	103.19	106.78
33	JG	201	CYC	C4D-ND-C1D	-3.25	104.00	109.79
33	d2	201	CYC	C1A-C2A-C3A	-3.25	103.19	106.78
45	aD	412	PHO	CMA-C3A-C4A	-3.25	107.27	114.38
33	l8	201	CYC	C2A-C1A-NA	3.24	114.77	110.05
33	9K	201	CYC	C1A-C2A-C3A	-3.24	103.19	106.78
33	ZF	201	CYC	CHA-C4D-C3D	-3.24	119.83	127.15
33	iH	202	CYC	OB-C4B-C3B	-3.24	124.52	128.04
33	aF	201	CYC	OC-C1C-C2C	-3.24	123.59	126.17
33	cC	201	CYC	C1A-C2A-C3A	-3.24	103.19	106.78
33	dF	201	CYC	C2C-C1C-NC	3.24	111.07	108.27
33	gA	301	CYC	C1B-NB-C4B	-3.24	106.54	110.67

Continued on next page...

Continued from previous page...

Mol	Chain	Res	Type	Atoms	Z	Observed(^{o})	Ideal(^{o})
33	bH	201	CYC	C2A-C1A-NA	3.24	114.77	110.05
36	c1	509	CLA	C1D-ND-C4D	-3.24	104.03	106.33
40	bD	601	LMT	C2'-C3'-C4'	3.24	117.08	109.68
33	f6	201	CYC	C1A-C2A-C3A	-3.24	103.19	106.78
33	bC	201	CYC	C1A-C2A-C3A	-3.24	103.19	106.78
33	j5	201	CYC	CBD-CAD-C3D	-3.24	103.62	112.63
33	b2	201	CYC	C2A-C1A-NA	3.24	114.76	110.05
33	YB	201	CYC	C4D-C3D-C2D	-3.24	103.79	107.62
43	cE	519	BCR	C20-C21-C22	-3.24	122.69	127.31
33	cK	201	CYC	C4A-C3A-C2A	-3.24	102.79	106.51
33	gH	202	CYC	C1B-NB-C4B	-3.24	106.54	110.67
38	L1	102	SQD	O9-S-C6	3.24	110.79	106.94
33	HL	201	CYC	C3A-C4A-NA	3.24	117.45	110.53
33	b5	201	CYC	C1A-C2A-C3A	-3.24	103.20	106.78
33	f8	201	CYC	C1A-C2A-C3A	-3.24	103.20	106.78
33	c9	201	CYC	C1A-C2A-C3A	-3.24	103.20	106.78
33	fJ	201	CYC	C1A-C2A-C3A	-3.24	103.20	106.78
40	bE	601	LMT	C2'-C3'-C4'	3.24	117.08	109.68
33	BB	1002	CYC	C4A-C3A-C2A	-3.24	102.79	106.51
33	C4	1001	CYC	C4A-C3A-C2A	-3.24	102.79	106.51
33	b3	201	CYC	C1A-C2A-C3A	-3.24	103.20	106.78
33	j8	201	CYC	CBD-CAD-C3D	-3.24	103.63	112.63
33	j7	201	CYC	CBD-CAD-C3D	-3.24	103.63	112.63
33	iI	202	CYC	C1B-NB-C4B	-3.24	106.55	110.67
33	e3	201	CYC	OB-C4B-C3B	-3.24	124.53	128.04
33	fF	201	CYC	OB-C4B-C3B	-3.24	124.53	128.04
33	RL	201	CYC	C2A-C1A-NA	3.24	114.75	110.05
33	bJ	201	CYC	C2A-C1A-NA	3.24	114.75	110.05
43	bD	618	BCR	C11-C10-C9	-3.24	122.69	127.31
33	iH	202	CYC	C1B-NB-C4B	-3.24	106.55	110.67
33	YF	201	CYC	C4D-C3D-C2D	-3.23	103.80	107.62
33	eH	201	CYC	OB-C4B-C3B	-3.23	124.53	128.04
33	cF	201	CYC	C4A-C3A-C2A	-3.23	102.79	106.51
33	RG	201	CYC	C2A-C1A-NA	3.23	114.75	110.05
33	b8	201	CYC	C2A-C1A-NA	3.23	114.75	110.05
33	JK	201	CYC	CHA-C1A-C2A	-3.23	117.84	125.32
36	BD	601	CLA	CHB-C4A-NA	3.23	128.98	124.51
33	eK	201	CYC	C2A-C1A-NA	3.23	114.75	110.05
33	pB	201	CYC	CHA-C4D-C3D	-3.23	119.86	127.15
33	f7	201	CYC	C2A-C1A-NA	3.23	114.75	110.05
33	j6	201	CYC	CBD-CAD-C3D	-3.23	103.65	112.63
33	i7	202	CYC	OB-C4B-C3B	-3.23	124.53	128.04

Continued on next page...

Continued from previous page...

Mol	Chain	Res	Type	Atoms	Z	Observed(^{o})	Ideal(^{o})
33	gC	301	CYC	C1B-NB-C4B	-3.23	106.55	110.67
33	JF	201	CYC	CHA-C1A-C2A	-3.23	117.84	125.32
43	iD	102	BCR	C16-C15-C14	-3.23	116.86	123.47
33	g9	202	CYC	C1B-NB-C4B	-3.23	106.56	110.67
33	jC	201	CYC	CBD-CAD-C3D	-3.23	103.65	112.63
43	BD	615	BCR	C8-C7-C6	3.23	136.28	127.20
33	g6	202	CYC	C1B-NB-C4B	-3.23	106.56	110.67
33	k3	201	CYC	CMB-C2B-C1B	3.23	128.20	124.17
33	RB	201	CYC	C2D-C1D-ND	3.23	111.94	107.40
33	sB	201	CYC	CMC-C2C-C1C	-3.23	105.44	112.40
33	jH	201	CYC	CBD-CAD-C3D	-3.23	103.66	112.63
33	R4	201	CYC	C2D-C1D-ND	3.23	111.94	107.40
43	BE	615	BCR	C8-C7-C6	3.23	136.27	127.20
43	B1	615	BCR	C8-C7-C6	3.23	136.27	127.20
33	l7	201	CYC	C2A-C1A-NA	3.23	114.75	110.05
33	Y4	201	CYC	C4D-C3D-C2D	-3.23	103.81	107.62
33	b6	201	CYC	C2A-C1A-NA	3.23	114.74	110.05
33	bA	201	CYC	C2A-C1A-NA	3.23	114.74	110.05
33	i8	202	CYC	C1B-NB-C4B	-3.23	106.56	110.67
33	f2	201	CYC	C1A-C2A-C3A	-3.23	103.21	106.78
33	f5	201	CYC	O1D-CGD-CBD	3.23	133.45	123.08
33	lC	201	CYC	C2A-C1A-NA	3.23	114.74	110.05
33	f2	201	CYC	CBD-CAD-C3D	-3.23	103.66	112.63
33	fA	201	CYC	CBD-CAD-C3D	-3.23	103.66	112.63
33	l3	201	CYC	C2A-C1A-NA	3.23	114.74	110.05
33	j6	201	CYC	C2A-C1A-NA	3.23	114.74	110.05
33	b7	201	CYC	C1A-C2A-C3A	-3.23	103.21	106.78
33	k2	201	CYC	CMB-C2B-C1B	3.23	128.19	124.17
36	B1	601	CLA	CHB-C4A-NA	3.23	128.97	124.51
36	bE	609	CLA	CHB-C4A-NA	3.23	128.97	124.51
33	jI	201	CYC	CBD-CAD-C3D	-3.23	103.66	112.63
33	iJ	202	CYC	C1B-NB-C4B	-3.23	106.56	110.67
33	f7	201	CYC	O1D-CGD-CBD	3.23	133.44	123.08
33	j3	201	CYC	CBD-CAD-C3D	-3.23	103.67	112.63
33	j2	201	CYC	C1A-C2A-C3A	-3.23	103.21	106.78
33	c5	201	CYC	C1A-C2A-C3A	-3.23	103.21	106.78
33	bH	201	CYC	C1A-C2A-C3A	-3.23	103.21	106.78
33	i9	202	CYC	C1B-NB-C4B	-3.22	106.56	110.67
33	iC	202	CYC	C1B-NB-C4B	-3.22	106.56	110.67
45	A1	412	PHO	C14-C13-C15	3.22	122.97	111.29
33	eI	201	CYC	OB-C4B-C3B	-3.22	124.54	128.04
33	dA	201	CYC	C1A-C2A-C3A	-3.22	103.21	106.78

Continued on next page...

Continued from previous page...

Mol	Chain	Res	Type	Atoms	Z	Observed(^{o})	Ideal(^{o})
33	j9	201	CYC	CBD-CAD-C3D	-3.22	103.67	112.63
33	eJ	201	CYC	OB-C4B-C3B	-3.22	124.54	128.04
33	f9	201	CYC	CBD-CAD-C3D	-3.22	103.67	112.63
33	j6	201	CYC	C1A-C2A-C3A	-3.22	103.22	106.78
33	fI	201	CYC	C1A-C2A-C3A	-3.22	103.22	106.78
33	iA	202	CYC	C1B-NB-C4B	-3.22	106.56	110.67
36	bE	612	CLA	CMB-C2B-C3B	3.22	134.40	126.59
33	mK	201	CYC	CMB-C2B-C1B	3.22	128.19	124.17
33	e2	201	CYC	OB-C4B-C3B	-3.22	124.54	128.04
33	b2	201	CYC	C1A-C2A-C3A	-3.22	103.22	106.78
33	dH	201	CYC	C1A-C2A-C3A	-3.22	103.22	106.78
33	i6	202	CYC	C1B-NB-C4B	-3.22	106.57	110.67
33	aK	201	CYC	OC-C1C-C2C	-3.22	123.61	126.17
33	iJ	202	CYC	OB-C4B-C3B	-3.22	124.54	128.04
33	hA	201	CYC	C1A-C2A-C3A	-3.22	103.22	106.78
33	cF	201	CYC	C1A-C2A-C3A	-3.22	103.22	106.78
33	jC	201	CYC	C2A-C1A-NA	3.22	114.73	110.05
33	bF	201	CYC	C2A-C1A-NA	3.22	114.73	110.05
33	b6	201	CYC	CBD-CAD-C3D	-3.22	103.68	112.63
40	AE	412	LMT	C3'-C4'-C5'	-3.22	103.54	110.93
33	jJ	201	CYC	CBD-CAD-C3D	-3.22	103.68	112.63
33	c8	201	CYC	C1A-C2A-C3A	-3.22	103.22	106.78
33	fJ	201	CYC	C2A-C1A-NA	3.22	114.73	110.05
33	k7	201	CYC	CMB-C2B-C1B	3.22	128.19	124.17
33	WG	201	CYC	CHD-C1D-ND	-3.22	117.94	125.32
33	j2	201	CYC	CBD-CAD-C3D	-3.22	103.68	112.63
33	f8	201	CYC	CBD-CAD-C3D	-3.22	103.68	112.63
38	LE	102	SQD	O9-S-C6	3.22	110.77	106.94
33	lJ	201	CYC	C2A-C1A-NA	3.22	114.73	110.05
33	g5	202	CYC	OB-C4B-C3B	-3.22	124.55	128.04
33	j8	201	CYC	C1A-C2A-C3A	-3.22	103.22	106.78
33	f8	201	CYC	O1D-CGD-CBD	3.22	133.42	123.08
33	l9	201	CYC	C2A-C1A-NA	3.22	114.73	110.05
33	s4	201	CYC	CMC-C2C-C1C	-3.22	105.46	112.40
33	e5	201	CYC	OB-C4B-C3B	-3.22	124.55	128.04
33	B4	1001	CYC	C2D-C1D-ND	3.22	111.92	107.40
33	cH	201	CYC	C1A-C2A-C3A	-3.22	103.22	106.78
33	bJ	201	CYC	C1A-C2A-C3A	-3.22	103.22	106.78
33	b9	201	CYC	C2A-C1A-NA	3.22	114.73	110.05
33	fH	201	CYC	CBD-CAD-C3D	-3.22	103.69	112.63
33	fJ	201	CYC	CBD-CAD-C3D	-3.22	103.69	112.63
33	BB	1001	CYC	C2D-C1D-ND	3.22	111.92	107.40

Continued on next page...

Continued from previous page...

Mol	Chain	Res	Type	Atoms	Z	Observed(^{o})	Ideal(^{o})
33	h2	201	CYC	C2A-C1A-NA	3.22	114.73	110.05
33	h3	201	CYC	CBD-CAD-C3D	-3.22	103.69	112.63
33	f6	201	CYC	O1D-CGD-CBD	3.22	133.42	123.08
41	AE	410	BCT	O3-C-O1	-3.22	111.20	119.55
37	a1	409	PL9	C25-C24-C26	3.22	120.68	115.27
33	e6	201	CYC	OB-C4B-C3B	-3.22	124.55	128.04
33	jA	201	CYC	C2A-C1A-NA	3.22	114.73	110.05
33	lH	201	CYC	C2A-C1A-NA	3.22	114.73	110.05
33	f5	201	CYC	CBD-CAD-C3D	-3.22	103.69	112.63
33	jA	201	CYC	CBD-CAD-C3D	-3.22	103.69	112.63
33	cK	201	CYC	C1A-C2A-C3A	-3.22	103.22	106.78
43	ID	102	BCR	C33-C5-C4	3.22	119.79	113.62
33	b3	201	CYC	CBD-CAD-C3D	-3.22	103.69	112.63
38	LD	102	SQD	O9-S-C6	3.22	110.76	106.94
36	CD	506	CLA	CMB-C2B-C3B	3.22	134.38	126.59
33	f3	201	CYC	CBD-CAD-C3D	-3.22	103.69	112.63
33	bC	201	CYC	CBD-CAD-C3D	-3.22	103.69	112.63
33	bH	201	CYC	CBD-CAD-C3D	-3.22	103.69	112.63
33	bI	201	CYC	CBD-CAD-C3D	-3.22	103.69	112.63
33	TB	201	CYC	CHB-C1B-C2B	-3.22	120.58	126.95
33	T4	201	CYC	CHB-C1B-C2B	-3.22	120.58	126.95
33	d5	201	CYC	C1A-C2A-C3A	-3.22	103.22	106.78
33	b8	201	CYC	CBD-CAD-C3D	-3.22	103.69	112.63
40	A1	413	LMT	C3'-C4'-C5'	-3.22	103.56	110.93
38	DE	414	SQD	O7-S-C6	3.22	110.76	106.94
43	IE	102	BCR	C33-C5-C4	3.21	119.79	113.62
43	b1	618	BCR	C11-C10-C9	-3.21	122.72	127.31
33	hF	201	CYC	C4D-C3D-C2D	-3.21	103.82	107.62
33	l5	201	CYC	C2A-C1A-NA	3.21	114.72	110.05
33	b9	201	CYC	C1A-C2A-C3A	-3.21	103.22	106.78
33	CB	1001	CYC	CMB-C2B-C1B	3.21	128.18	124.17
33	fC	201	CYC	CBD-CAD-C3D	-3.21	103.70	112.63
33	fH	201	CYC	O1D-CGD-CBD	3.21	133.41	123.08
33	f6	201	CYC	C2A-C1A-NA	3.21	114.72	110.05
33	f6	201	CYC	CBD-CAD-C3D	-3.21	103.70	112.63
33	g3	202	CYC	OB-C4B-C3B	-3.21	124.55	128.04
33	i9	202	CYC	OB-C4B-C3B	-3.21	124.55	128.04
33	kA	201	CYC	CMB-C2B-C1B	3.21	128.18	124.17
33	kH	201	CYC	CMB-C2B-C1B	3.21	128.18	124.17
33	ML	201	CYC	CHD-C1D-C2D	3.21	135.38	127.49
33	6L	201	CYC	C2A-C1A-NA	3.21	114.72	110.05
33	b9	201	CYC	CBD-CAD-C3D	-3.21	103.70	112.63

Continued on next page...

Continued from previous page...

Mol	Chain	Res	Type	Atoms	Z	Observed(^{o})	Ideal(^{o})
33	LL	201	CYC	CHB-C1B-C2B	-3.21	120.58	126.95
41	A1	410	BCT	O3-C-O1	-3.21	111.21	119.55
33	fI	201	CYC	CBD-CAD-C3D	-3.21	103.70	112.63
33	c7	201	CYC	C1A-C2A-C3A	-3.21	103.23	106.78
33	hJ	201	CYC	C1A-C2A-C3A	-3.21	103.23	106.78
36	BE	611	CLA	CMB-C2B-C3B	3.21	134.37	126.59
33	yB	201	CYC	C2A-C1A-NA	3.21	114.72	110.05
36	BD	611	CLA	CMB-C2B-C3B	3.21	134.37	126.59
36	b1	612	CLA	CMB-C2B-C3B	3.21	134.37	126.59
36	bD	612	CLA	CMB-C2B-C3B	3.21	134.37	126.59
33	b5	201	CYC	CBD-CAD-C3D	-3.21	103.70	112.63
33	f9	201	CYC	C2A-C1A-NA	3.21	114.72	110.05
33	VL	201	CYC	CMB-C2B-C1B	3.21	128.18	124.17
33	fH	201	CYC	C1A-C2A-C3A	-3.21	103.23	106.78
33	g8	202	CYC	OB-C4B-C3B	-3.21	124.56	128.04
33	gA	301	CYC	OB-C4B-C3B	-3.21	124.56	128.04
42	BE	620	LHG	O7-C7-C8	3.21	118.42	111.50
33	l2	201	CYC	C2A-C1A-NA	3.21	114.72	110.05
33	j5	201	CYC	C2A-C1A-NA	3.21	114.72	110.05
33	fI	201	CYC	C2A-C1A-NA	3.21	114.72	110.05
33	j9	201	CYC	C1A-C2A-C3A	-3.21	103.23	106.78
33	dJ	201	CYC	C1A-C2A-C3A	-3.21	103.23	106.78
43	I1	102	BCR	C33-C5-C4	3.21	119.78	113.62
43	b1	616	BCR	C8-C7-C6	3.21	136.22	127.20
36	B1	611	CLA	CMB-C2B-C3B	3.21	134.36	126.59
33	cA	201	CYC	C1A-C2A-C3A	-3.21	103.23	106.78
33	b2	201	CYC	O1D-CGD-CBD	3.21	133.39	123.08
33	f2	201	CYC	O1D-CGD-CBD	3.21	133.39	123.08
33	l7	201	CYC	CBD-CAD-C3D	-3.21	103.71	112.63
33	YF	201	CYC	C2C-C1C-NC	3.21	111.04	108.27
33	h8	201	CYC	C2A-C1A-NA	3.21	114.72	110.05
33	jH	201	CYC	C2A-C1A-NA	3.21	114.72	110.05
33	LG	201	CYC	CHB-C1B-C2B	-3.21	120.59	126.95
38	DD	414	SQD	O7-S-C6	3.21	110.75	106.94
33	j7	201	CYC	C2A-C1A-NA	3.21	114.72	110.05
33	jI	201	CYC	C1A-C2A-C3A	-3.21	103.23	106.78
45	dD	402	PHO	CMB-C2B-C3B	3.21	130.68	124.68
36	CE	506	CLA	CMB-C2B-C3B	3.21	134.36	126.59
33	fH	201	CYC	C2A-C1A-NA	3.21	114.72	110.05
33	bA	201	CYC	C1A-C2A-C3A	-3.21	103.23	106.78
33	IK	201	CYC	CHB-C1B-C2B	3.21	133.30	126.95
33	fI	201	CYC	O1D-CGD-CBD	3.21	133.39	123.08

Continued on next page...

Continued from previous page...

Mol	Chain	Res	Type	Atoms	Z	Observed(^{o})	Ideal(^{o})
33	lJ	201	CYC	CBD-CAD-C3D	-3.21	103.72	112.63
36	C1	506	CLA	CMB-C2B-C3B	3.21	134.36	126.59
33	e9	201	CYC	OB-C4B-C3B	-3.21	124.56	128.04
33	fJ	201	CYC	O1D-CGD-CBD	3.21	133.38	123.08
33	j8	201	CYC	C2A-C1A-NA	3.21	114.71	110.05
33	fC	201	CYC	C2A-C1A-NA	3.21	114.71	110.05
33	WL	201	CYC	CHD-C1D-ND	-3.21	117.97	125.32
33	l5	201	CYC	C4A-C3A-C2A	-3.21	102.83	106.51
33	bJ	201	CYC	CBD-CAD-C3D	-3.21	103.72	112.63
33	p4	201	CYC	CHA-C4D-C3D	-3.21	119.92	127.15
41	AD	410	BCT	O3-C-O1	-3.21	111.23	119.55
33	f9	201	CYC	O1D-CGD-CBD	3.21	133.38	123.08
33	mF	201	CYC	CMB-C2B-C1B	3.21	128.17	124.17
36	bD	609	CLA	CHB-C4A-NA	3.21	128.94	124.51
33	f8	201	CYC	C2A-C1A-NA	3.21	114.71	110.05
33	e7	201	CYC	OB-C4B-C3B	-3.21	124.56	128.04
33	HG	201	CYC	CHA-C1A-NA	3.20	131.25	124.58
33	c6	201	CYC	C1A-C2A-C3A	-3.20	103.24	106.78
33	i7	202	CYC	C1B-NB-C4B	-3.20	106.59	110.67
33	b2	201	CYC	CBD-CAD-C3D	-3.20	103.72	112.63
33	f7	201	CYC	CBD-CAD-C3D	-3.20	103.72	112.63
33	j9	201	CYC	C2A-C1A-NA	3.20	114.71	110.05
33	d7	201	CYC	C1A-C2A-C3A	-3.20	103.24	106.78
33	bA	201	CYC	O1D-CGD-CBD	3.20	133.37	123.08
37	aE	408	PL9	C25-C24-C26	3.20	120.66	115.27
33	g7	202	CYC	C1B-NB-C4B	-3.20	106.59	110.67
33	RL	201	CYC	OB-C4B-C3B	-3.20	124.56	128.04
33	g9	202	CYC	OB-C4B-C3B	-3.20	124.56	128.04
37	aD	408	PL9	C25-C24-C26	3.20	120.66	115.27
33	HL	201	CYC	CHA-C1A-NA	3.20	131.24	124.58
33	l5	201	CYC	CBD-CAD-C3D	-3.20	103.73	112.63
36	a1	407	CLA	CHB-C4A-NA	3.20	128.94	124.51
33	l6	201	CYC	C2A-C1A-NA	3.20	114.71	110.05
33	sB	201	CYC	C2A-C1A-NA	3.20	114.71	110.05
33	VL	201	CYC	OC-C1C-C2C	-3.20	123.63	126.17
33	jA	201	CYC	C1A-C2A-C3A	-3.20	103.24	106.78
33	d8	201	CYC	O1D-CGD-CBD	3.20	133.37	123.08
33	fA	201	CYC	O1D-CGD-CBD	3.20	133.37	123.08
33	d3	201	CYC	C1A-C2A-C3A	-3.20	103.24	106.78
33	b7	201	CYC	CBD-CAD-C3D	-3.20	103.73	112.63
33	fA	201	CYC	C2A-C1A-NA	3.20	114.70	110.05
33	lI	201	CYC	C2A-C1A-NA	3.20	114.70	110.05

Continued on next page...

Continued from previous page...

Mol	Chain	Res	Type	Atoms	Z	Observed(^{o})	Ideal(^{o})
33	d5	201	CYC	O1D-CGD-CBD	3.20	133.36	123.08
42	BD	620	LHG	O7-C7-C8	3.20	118.40	111.50
43	bD	616	BCR	C8-C7-C6	3.20	136.19	127.20
33	fC	201	CYC	O1D-CGD-CBD	3.20	133.36	123.08
33	bK	201	CYC	C2A-C1A-NA	3.20	114.70	110.05
43	bE	616	BCR	C8-C7-C6	3.20	136.19	127.20
33	f3	201	CYC	O1D-CGD-CBD	3.20	133.36	123.08
40	AD	412	LMT	C3'-C4'-C5'	-3.20	103.59	110.93
33	Q4	201	CYC	C2A-C1A-NA	3.20	114.70	110.05
33	dI	201	CYC	C1A-C2A-C3A	-3.20	103.24	106.78
33	k9	201	CYC	CMB-C2B-C1B	3.20	128.16	124.17
33	l8	201	CYC	CBD-CAD-C3D	-3.20	103.74	112.63
38	dD	414	SQD	O7-S-C6	3.20	110.74	106.94
33	h2	201	CYC	C1A-C2A-C3A	-3.20	103.24	106.78
33	jI	201	CYC	C2A-C1A-NA	3.20	114.70	110.05
33	d2	201	CYC	CBD-CAD-C3D	-3.20	103.74	112.63
33	gI	301	CYC	OB-C4B-C3B	-3.20	124.57	128.04
33	f2	201	CYC	C2A-C1A-NA	3.20	114.70	110.05
33	jJ	201	CYC	C2A-C1A-NA	3.20	114.70	110.05
33	bA	201	CYC	CBD-CAD-C3D	-3.20	103.74	112.63
33	IF	201	CYC	CHB-C1B-C2B	3.20	133.28	126.95
33	B4	1002	CYC	CMB-C2B-C1B	3.20	128.16	124.17
33	h5	201	CYC	CBD-CAD-C3D	-3.20	103.75	112.63
33	gH	202	CYC	OB-C4B-C3B	-3.20	124.57	128.04
33	h9	201	CYC	CBD-CAD-C3D	-3.20	103.75	112.63
33	hJ	201	CYC	CBD-CAD-C3D	-3.19	103.75	112.63
33	jH	201	CYC	C1A-C2A-C3A	-3.19	103.25	106.78
33	hK	201	CYC	C4D-C3D-C2D	-3.19	103.84	107.62
33	hI	201	CYC	CBD-CAD-C3D	-3.19	103.75	112.63
33	k8	201	CYC	CMB-C2B-C1B	3.19	128.16	124.17
38	d1	414	SQD	O7-S-C6	3.19	110.73	106.94
33	l3	201	CYC	CBD-CAD-C3D	-3.19	103.75	112.63
33	h6	201	CYC	CBD-CAD-C3D	-3.19	103.75	112.63
33	d9	201	CYC	O1D-CGD-CBD	3.19	133.34	123.08
33	f3	201	CYC	C1A-C2A-C3A	-3.19	103.25	106.78
33	g3	202	CYC	C1D-C2D-C3D	-3.19	103.72	107.79
33	e5	201	CYC	C1B-NB-C4B	-3.19	106.60	110.67
33	l2	201	CYC	CBD-CAD-C3D	-3.19	103.75	112.63
33	h3	201	CYC	C2A-C1A-NA	3.19	114.69	110.05
45	dE	402	PHO	CMB-C2B-C3B	3.19	130.65	124.68
33	hH	201	CYC	CBD-CAD-C3D	-3.19	103.76	112.63
33	MG	201	CYC	CHD-C1D-C2D	3.19	135.33	127.49

Continued on next page...

Continued from previous page...

Mol	Chain	Res	Type	Atoms	Z	Observed(^{o})	Ideal(^{o})
33	eI	201	CYC	C1D-C2D-C3D	-3.19	103.72	107.79
33	d6	201	CYC	C1A-C2A-C3A	-3.19	103.25	106.78
33	jJ	201	CYC	C1A-C2A-C3A	-3.19	103.25	106.78
33	k2	201	CYC	C1B-NB-C4B	-3.19	106.60	110.67
33	eJ	201	CYC	C1B-NB-C4B	-3.19	106.60	110.67
33	hJ	201	CYC	C2A-C1A-NA	3.19	114.69	110.05
33	dA	201	CYC	O1D-CGD-CBD	3.19	133.34	123.08
33	gC	301	CYC	OB-C4B-C3B	-3.19	124.58	128.04
33	lH	201	CYC	CBD-CAD-C3D	-3.19	103.76	112.63
33	lA	201	CYC	C2A-C1A-NA	3.19	114.69	110.05
33	GG	201	CYC	C2C-C1C-NC	3.19	111.02	108.27
33	dJ	201	CYC	O1D-CGD-CBD	3.19	133.33	123.08
33	h8	201	CYC	CBD-CAD-C3D	-3.19	103.76	112.63
43	ZE	101	BCR	C37-C22-C21	-3.19	118.45	122.92
33	eC	201	CYC	C1B-NB-C4B	-3.19	106.61	110.67
33	dH	201	CYC	O1D-CGD-CBD	3.19	133.33	123.08
33	lC	201	CYC	CBD-CAD-C3D	-3.19	103.76	112.63
33	KK	201	CYC	C2D-C1D-ND	3.19	111.88	107.40
42	B1	621	LHG	O7-C7-C8	3.19	118.38	111.50
33	y4	201	CYC	C2A-C1A-NA	3.19	114.69	110.05
33	l9	201	CYC	CBD-CAD-C3D	-3.19	103.76	112.63
33	lI	201	CYC	CBD-CAD-C3D	-3.19	103.76	112.63
33	j5	201	CYC	C1A-C2A-C3A	-3.19	103.25	106.78
33	uB	201	CYC	C2D-C1D-ND	3.19	111.88	107.40
33	hI	201	CYC	C2A-C1A-NA	3.19	114.69	110.05
33	d6	201	CYC	O1D-CGD-CBD	3.19	133.33	123.08
33	h6	201	CYC	O1D-CGD-CBD	3.19	133.33	123.08
33	hA	201	CYC	O1D-CGD-CBD	3.19	133.33	123.08
33	h2	201	CYC	CBD-CAD-C3D	-3.19	103.77	112.63
33	fA	201	CYC	C1A-C2A-C3A	-3.19	103.25	106.78
33	hC	201	CYC	CBD-CAD-C3D	-3.19	103.77	112.63
33	GL	201	CYC	C2C-C1C-NC	3.19	111.02	108.27
33	e9	201	CYC	C1D-C2D-C3D	-3.19	103.73	107.79
33	a4	201	CYC	C1B-CHB-C4A	3.19	135.87	128.08
36	b1	609	CLA	CHB-C4A-NA	3.19	128.92	124.51
33	dC	201	CYC	O1D-CGD-CBD	3.19	133.32	123.08
33	j7	201	CYC	C1A-C2A-C3A	-3.19	103.25	106.78
33	lA	201	CYC	CBD-CAD-C3D	-3.19	103.77	112.63
33	d3	201	CYC	O1D-CGD-CBD	3.19	133.32	123.08
45	DE	401	PHO	C16-C15-C13	3.19	126.22	115.92
33	QB	201	CYC	C2A-C1A-NA	3.19	114.69	110.05
33	dF	201	CYC	C4D-ND-C1D	-3.19	104.10	109.79

Continued on next page...

Continued from previous page...

Mol	Chain	Res	Type	Atoms	Z	Observed(^{o})	Ideal(^{o})
33	BB	1002	CYC	CHA-C4D-C3D	-3.19	119.96	127.15
33	PB	201	CYC	C1A-C2A-C3A	-3.19	103.25	106.78
33	WL	201	CYC	C1A-C2A-C3A	-3.19	103.25	106.78
33	dC	201	CYC	C1A-C2A-C3A	-3.19	103.25	106.78
33	eJ	201	CYC	C1D-C2D-C3D	-3.19	103.73	107.79
33	l6	201	CYC	CBD-CAD-C3D	-3.19	103.77	112.63
33	YK	201	CYC	C2C-C1C-NC	3.19	111.02	108.27
33	s4	201	CYC	C2A-C1A-NA	3.19	114.68	110.05
33	gJ	202	CYC	OB-C4B-C3B	-3.19	124.58	128.04
33	dI	201	CYC	CBD-CAD-C3D	-3.19	103.78	112.63
33	IK	201	CYC	C2A-C1A-NA	3.19	114.68	110.05
33	b8	201	CYC	C1A-C2A-C3A	-3.19	103.26	106.78
33	d7	201	CYC	O1D-CGD-CBD	3.18	133.31	123.08
33	e6	201	CYC	C1D-C2D-C3D	-3.18	103.73	107.79
38	D1	413	SQD	O7-S-C6	3.18	110.72	106.94
33	l2	201	CYC	C4A-C3A-C2A	-3.18	102.85	106.51
33	WG	201	CYC	C1B-NB-C4B	-3.18	106.61	110.67
33	dI	201	CYC	O1D-CGD-CBD	3.18	133.31	123.08
33	f3	201	CYC	C2A-C1A-NA	3.18	114.68	110.05
33	j3	201	CYC	C2A-C1A-NA	3.18	114.68	110.05
33	6G	201	CYC	C2A-C1A-NA	3.18	114.68	110.05
33	hA	201	CYC	CBD-CAD-C3D	-3.18	103.78	112.63
33	d2	201	CYC	O1D-CGD-CBD	3.18	133.31	123.08
33	bH	201	CYC	O1D-CGD-CBD	3.18	133.31	123.08
33	gA	301	CYC	C1D-C2D-C3D	-3.18	103.73	107.79
33	YF	201	CYC	C4D-ND-C1D	-3.18	104.11	109.79
33	cI	201	CYC	OB-C4B-C3B	-3.18	124.59	128.04
33	f9	201	CYC	C1A-C2A-C3A	-3.18	103.26	106.78
33	MF	201	CYC	CHB-C4A-C3A	3.18	133.08	124.90
33	d6	201	CYC	CBD-CAD-C3D	-3.18	103.78	112.63
33	w4	201	CYC	C4A-C3A-C2A	-3.18	102.85	106.51
38	dE	414	SQD	O7-S-C6	3.18	110.72	106.94
33	hC	201	CYC	O1D-CGD-CBD	3.18	133.30	123.08
33	h7	201	CYC	O1D-CGD-CBD	3.18	133.30	123.08
33	d7	201	CYC	CBD-CAD-C3D	-3.18	103.79	112.63
33	g2	202	CYC	OB-C4B-C3B	-3.18	124.59	128.04
36	aE	406	CLA	CHB-C4A-NA	3.18	128.91	124.51
33	c2	201	CYC	C1A-C2A-C3A	-3.18	103.26	106.78
33	c3	201	CYC	C1A-C2A-C3A	-3.18	103.26	106.78
33	h7	201	CYC	CBD-CAD-C3D	-3.18	103.79	112.63
33	hC	201	CYC	C2A-C1A-NA	3.18	114.68	110.05
33	1G	201	CYC	C2A-C1A-NA	3.18	114.68	110.05

Continued on next page...

Continued from previous page...

Mol	Chain	Res	Type	Atoms	Z	Observed(^{o})	Ideal(^{o})
33	CB	1001	CYC	CHA-C4D-C3D	-3.18	119.97	127.15
33	dH	201	CYC	CBD-CAD-C3D	-3.18	103.79	112.63
33	c6	201	CYC	OB-C4B-C3B	-3.18	124.59	128.04
33	dK	201	CYC	C4D-ND-C1D	-3.18	104.11	109.79
33	b5	201	CYC	O1D-CGD-CBD	3.18	133.30	123.08
33	g2	202	CYC	C1D-C2D-C3D	-3.18	103.74	107.79
33	g9	202	CYC	C1D-C2D-C3D	-3.18	103.74	107.79
33	h6	201	CYC	C2A-C1A-NA	3.18	114.67	110.05
33	hA	201	CYC	C2A-C1A-NA	3.18	114.67	110.05
36	CD	513	CLA	CHB-C4A-NA	3.18	128.91	124.51
36	bE	603	CLA	CHB-C4A-NA	3.18	128.91	124.51
33	k5	201	CYC	CMB-C2B-C1B	3.18	128.14	124.17
33	kI	201	CYC	CMB-C2B-C1B	3.18	128.14	124.17
33	kJ	201	CYC	CMB-C2B-C1B	3.18	128.14	124.17
43	zE	101	BCR	C37-C22-C21	-3.18	118.47	122.92
33	cA	201	CYC	OB-C4B-C3B	-3.18	124.59	128.04
33	k9	201	CYC	C1B-NB-C4B	-3.18	106.62	110.67
33	aB	201	CYC	C1B-CHB-C4A	3.18	135.85	128.08
33	e5	201	CYC	CMB-C2B-C1B	3.18	128.14	124.17
33	d9	201	CYC	CBD-CAD-C3D	-3.18	103.80	112.63
33	bI	201	CYC	O1D-CGD-CBD	3.18	133.29	123.08
33	hI	201	CYC	O1D-CGD-CBD	3.18	133.29	123.08
33	eK	201	CYC	C1B-C2B-C3B	-3.18	104.55	107.87
33	BB	1002	CYC	CMB-C2B-C1B	3.18	128.13	124.17
33	KG	201	CYC	C4A-C3A-C2A	-3.18	102.86	106.51
33	eI	201	CYC	C1B-NB-C4B	-3.18	106.62	110.67
33	MK	201	CYC	CHB-C4A-C3A	3.18	133.07	124.90
33	jC	201	CYC	C1A-C2A-C3A	-3.18	103.27	106.78
33	k6	201	CYC	CMB-C2B-C1B	3.18	128.13	124.17
33	C4	1001	CYC	CHA-C4D-C3D	-3.18	119.98	127.15
33	d3	201	CYC	CBD-CAD-C3D	-3.18	103.80	112.63
33	eH	201	CYC	C1B-NB-C4B	-3.18	106.62	110.67
33	h5	201	CYC	O1D-CGD-CBD	3.18	133.29	123.08
33	h8	201	CYC	O1D-CGD-CBD	3.18	133.29	123.08
33	hJ	201	CYC	O1D-CGD-CBD	3.18	133.29	123.08
33	d8	201	CYC	CBD-CAD-C3D	-3.18	103.80	112.63
33	C4	1001	CYC	CMB-C2B-C1B	3.18	128.13	124.17
33	e8	201	CYC	CMB-C2B-C1B	3.18	128.13	124.17
33	eI	201	CYC	CMB-C2B-C1B	3.18	128.13	124.17
33	l8	201	CYC	C1A-C2A-C3A	-3.18	103.27	106.78
33	WL	201	CYC	C1D-C2D-C3D	-3.18	103.74	107.79
33	hH	201	CYC	C2A-C1A-NA	3.18	114.67	110.05

Continued on next page...

Continued from previous page...

Mol	Chain	Res	Type	Atoms	Z	Observed(^{o})	Ideal(^{o})
33	dJ	201	CYC	CBD-CAD-C3D	-3.18	103.80	112.63
33	b9	201	CYC	O1D-CGD-CBD	3.18	133.28	123.08
33	hH	201	CYC	O1D-CGD-CBD	3.18	133.28	123.08
33	lJ	201	CYC	C1A-C2A-C3A	-3.18	103.27	106.78
33	h3	201	CYC	O1D-CGD-CBD	3.18	133.28	123.08
33	IF	201	CYC	C2A-C1A-NA	3.18	114.67	110.05
33	dA	201	CYC	CBD-CAD-C3D	-3.18	103.81	112.63
33	HG	201	CYC	C2C-C1C-NC	3.17	111.01	108.27
33	h7	201	CYC	C2A-C1A-NA	3.17	114.67	110.05
33	k6	201	CYC	C1D-C2D-C3D	-3.17	103.75	107.79
33	MG	201	CYC	CAA-C2A-C3A	3.17	133.79	127.88
33	eF	201	CYC	C1B-C2B-C3B	-3.17	104.56	107.87
33	j3	201	CYC	C1A-C2A-C3A	-3.17	103.27	106.78
33	hC	201	CYC	C1A-C2A-C3A	-3.17	103.27	106.78
33	b8	201	CYC	O1D-CGD-CBD	3.17	133.28	123.08
33	dC	201	CYC	CBD-CAD-C3D	-3.17	103.81	112.63
33	b6	201	CYC	O1D-CGD-CBD	3.17	133.28	123.08
33	b7	201	CYC	O1D-CGD-CBD	3.17	133.28	123.08
33	h5	201	CYC	C2A-C1A-NA	3.17	114.67	110.05
33	1L	201	CYC	C2A-C1A-NA	3.17	114.67	110.05
33	B4	1002	CYC	CHA-C4D-C3D	-3.17	119.99	127.15
33	WG	201	CYC	C1D-C2D-C3D	-3.17	103.75	107.79
33	eC	201	CYC	C1D-C2D-C3D	-3.17	103.75	107.79
33	b3	201	CYC	O1D-CGD-CBD	3.17	133.27	123.08
33	wB	201	CYC	C4A-C3A-C2A	-3.17	102.86	106.51
33	hK	201	CYC	C2C-C1C-NC	3.17	111.01	108.27
43	zD	101	BCR	C37-C22-C21	-3.17	118.48	122.92
33	jF	201	CYC	CAD-CBD-CGD	-3.17	106.78	113.60
33	k8	201	CYC	C1D-C2D-C3D	-3.17	103.75	107.79
33	e3	201	CYC	C1B-NB-C4B	-3.17	106.63	110.67
33	WG	201	CYC	C1A-C2A-C3A	-3.17	103.27	106.78
36	a1	406	CLA	CHB-C4A-NA	3.17	128.90	124.51
33	kC	201	CYC	CMB-C2B-C1B	3.17	128.13	124.17
33	KF	201	CYC	C2D-C1D-ND	3.17	111.86	107.40
33	jK	201	CYC	CAD-CBD-CGD	-3.17	106.78	113.60
33	h9	201	CYC	C1A-C2A-C3A	-3.17	103.27	106.78
33	hI	201	CYC	C1A-C2A-C3A	-3.17	103.27	106.78
33	cK	201	CYC	C1D-C2D-C3D	-3.17	103.75	107.79
33	d5	201	CYC	CBD-CAD-C3D	-3.17	103.82	112.63
33	lC	201	CYC	C1A-C2A-C3A	-3.17	103.27	106.78
33	hH	201	CYC	C1A-C2A-C3A	-3.17	103.27	106.78
33	eJ	201	CYC	CMB-C2B-C1B	3.17	128.12	124.17

Continued on next page...

Continued from previous page...

Mol	Chain	Res	Type	Atoms	Z	Observed(^{o})	Ideal(^{o})
45	dE	402	PHO	C4D-CHA-CBD	-3.17	107.08	108.52
33	bC	201	CYC	O1D-CGD-CBD	3.17	133.26	123.08
43	ZD	101	BCR	C37-C22-C21	-3.17	118.48	122.92
33	h6	201	CYC	C1A-C2A-C3A	-3.17	103.28	106.78
33	f5	201	CYC	C2A-C1A-NA	3.17	114.66	110.05
33	u4	201	CYC	C2D-C1D-ND	3.17	111.85	107.40
33	e2	201	CYC	CMB-C2B-C1B	3.17	128.12	124.17
33	f5	201	CYC	C1A-C2A-C3A	-3.17	103.28	106.78
33	h8	201	CYC	C1A-C2A-C3A	-3.17	103.28	106.78
43	z1	101	BCR	C37-C22-C21	-3.17	118.48	122.92
33	lA	201	CYC	C4A-C3A-C2A	-3.17	102.87	106.51
33	k6	201	CYC	C1B-NB-C4B	-3.17	106.64	110.67
33	e9	201	CYC	C1B-NB-C4B	-3.17	106.64	110.67
33	RG	201	CYC	OB-C4B-C3B	-3.17	124.60	128.04
33	l9	201	CYC	C1A-C2A-C3A	-3.17	103.28	106.78
36	b1	603	CLA	CHB-C4A-NA	3.17	128.89	124.51
36	aD	405	CLA	CHB-C4A-NA	3.17	128.89	124.51
36	aD	406	CLA	CHB-C4A-NA	3.17	128.89	124.51
38	LD	101	SQD	O9-S-C6	3.17	110.70	106.94
33	ML	201	CYC	CAA-C2A-C3A	3.17	133.78	127.88
42	aE	411	LHG	O8-C23-C24	3.17	121.85	111.91
33	h2	201	CYC	O1D-CGD-CBD	3.17	133.25	123.08
33	l5	201	CYC	O1D-CGD-CBD	3.17	133.25	123.08
33	g8	202	CYC	C1D-C2D-C3D	-3.17	103.76	107.79
33	gC	301	CYC	C1D-C2D-C3D	-3.17	103.76	107.79
36	bD	603	CLA	CHB-C4A-NA	3.17	128.89	124.51
33	kA	201	CYC	C1B-NB-C4B	-3.17	106.64	110.67
43	Z1	101	BCR	C37-C22-C21	-3.17	118.49	122.92
33	eH	201	CYC	C1D-C2D-C3D	-3.17	103.76	107.79
33	hF	201	CYC	C2C-C1C-NC	3.17	111.00	108.27
33	e3	201	CYC	CMB-C2B-C1B	3.17	128.12	124.17
33	e3	201	CYC	C1D-C2D-C3D	-3.17	103.76	107.79
33	kA	201	CYC	C1D-C2D-C3D	-3.17	103.76	107.79
33	1G	201	CYC	CHD-C1D-C2D	3.17	135.26	127.49
33	l8	201	CYC	O1D-CGD-CBD	3.16	133.25	123.08
47	f1	101	HEM	C4D-ND-C1D	3.16	108.34	105.07
33	h3	201	CYC	C1A-C2A-C3A	-3.16	103.28	106.78
33	h9	201	CYC	O1D-CGD-CBD	3.16	133.25	123.08
33	bJ	201	CYC	O1D-CGD-CBD	3.16	133.25	123.08
33	cF	201	CYC	C1D-C2D-C3D	-3.16	103.76	107.79
36	cD	509	CLA	C3D-C4D-ND	3.16	115.36	110.24
42	a1	412	LHG	O8-C23-C24	3.16	121.83	111.91

Continued on next page...

Continued from previous page...

Mol	Chain	Res	Type	Atoms	Z	Observed(^{o})	Ideal(^{o})
33	h9	201	CYC	C2A-C1A-NA	3.16	114.65	110.05
33	e7	201	CYC	C1D-C2D-C3D	-3.16	103.76	107.79
33	gI	301	CYC	C1D-C2D-C3D	-3.16	103.76	107.79
33	l7	201	CYC	O1D-CGD-CBD	3.16	133.24	123.08
33	eA	201	CYC	C1B-NB-C4B	-3.16	106.64	110.67
42	aD	411	LHG	O8-C23-C24	3.16	121.83	111.91
36	cE	509	CLA	C3D-C4D-ND	3.16	115.35	110.24
33	k7	201	CYC	C1B-NB-C4B	-3.16	106.64	110.67
33	l8	201	CYC	C4A-C3A-C2A	-3.16	102.88	106.51
33	qB	201	CYC	CMB-C2B-C1B	3.16	128.11	124.17
33	k8	201	CYC	C1B-NB-C4B	-3.16	106.64	110.67
38	LE	101	SQD	O9-S-C6	3.16	110.70	106.94
33	l7	201	CYC	C1A-C2A-C3A	-3.16	103.28	106.78
33	c9	201	CYC	OB-C4B-C3B	-3.16	124.61	128.04
33	l6	201	CYC	O1D-CGD-CBD	3.16	133.24	123.08
33	g5	202	CYC	C1D-C2D-C3D	-3.16	103.76	107.79
33	k7	201	CYC	C1D-C2D-C3D	-3.16	103.76	107.79
33	e8	201	CYC	C1D-C2D-C3D	-3.16	103.76	107.79
33	eA	201	CYC	C1D-C2D-C3D	-3.16	103.76	107.79
33	C4	1001	CYC	C1B-NB-C4B	-3.16	106.64	110.67
33	h7	201	CYC	C1A-C2A-C3A	-3.16	103.28	106.78
36	CE	513	CLA	CHB-C4A-NA	3.16	128.88	124.51
33	k9	201	CYC	OB-C4B-C3B	-3.16	124.61	128.04
33	2G	201	CYC	C2C-C1C-NC	3.16	111.00	108.27
33	kI	201	CYC	C1D-C2D-C3D	-3.16	103.77	107.79
33	e6	201	CYC	CMB-C2B-C1B	3.16	128.11	124.17
33	jF	201	CYC	CMB-C2B-C1B	3.16	128.11	124.17
33	l6	201	CYC	C4A-C3A-C2A	-3.16	102.88	106.51
33	YK	201	CYC	C4D-ND-C1D	-3.16	104.15	109.79
33	lH	201	CYC	O1D-CGD-CBD	3.16	133.23	123.08
33	l3	201	CYC	C1A-C2A-C3A	-3.16	103.29	106.78
33	P4	201	CYC	C1A-C2A-C3A	-3.16	103.29	106.78
33	j7	201	CYC	O1D-CGD-CBD	3.16	133.23	123.08
33	i5	202	CYC	C1D-C2D-C3D	-3.16	103.77	107.79
33	CB	1001	CYC	C2A-C1A-NA	3.16	114.64	110.05
33	c5	201	CYC	OB-C4B-C3B	-3.16	124.61	128.04
33	cH	201	CYC	OB-C4B-C3B	-3.16	124.61	128.04
33	e5	201	CYC	C1D-C2D-C3D	-3.16	103.77	107.79
33	l3	201	CYC	O1D-CGD-CBD	3.16	133.23	123.08
33	VG	201	CYC	OC-C1C-C2C	-3.16	123.66	126.17
33	e2	201	CYC	C1B-NB-C4B	-3.16	106.65	110.67
33	e8	201	CYC	C1B-NB-C4B	-3.16	106.65	110.67

Continued on next page...

Continued from previous page...

Mol	Chain	Res	Type	Atoms	Z	Observed(^{o})	Ideal(^{o})
43	c1	519	BCR	C21-C20-C19	-3.16	113.36	123.22
38	L1	101	SQD	O9-S-C6	3.16	110.69	106.94
33	1L	201	CYC	CHD-C1D-C2D	3.16	135.24	127.49
33	fF	201	CYC	CHB-C1B-NB	-3.16	119.28	126.06
33	eH	201	CYC	CMB-C2B-C1B	3.16	128.11	124.17
33	c2	201	CYC	OB-C4B-C3B	-3.16	124.61	128.04
33	7L	201	CYC	C2C-C1C-NC	3.16	110.99	108.27
33	l9	201	CYC	O1D-CGD-CBD	3.16	133.22	123.08
33	fK	201	CYC	CHB-C1B-NB	-3.16	119.28	126.06
43	cE	519	BCR	C21-C20-C19	-3.16	113.37	123.22
33	kH	201	CYC	C1B-NB-C4B	-3.16	106.65	110.67
38	B1	622	SQD	O8-S-O7	3.16	118.98	111.27
36	c1	509	CLA	C3D-C4D-ND	3.16	115.34	110.24
33	lJ	201	CYC	O1D-CGD-CBD	3.16	133.22	123.08
36	C1	513	CLA	CHB-C4A-NA	3.16	128.88	124.51
33	lA	201	CYC	O1D-CGD-CBD	3.15	133.22	123.08
33	e7	201	CYC	CMB-C2B-C1B	3.15	128.11	124.17
33	j9	201	CYC	O1D-CGD-CBD	3.15	133.22	123.08
44	C1	518	DGD	C4E-C3E-C2E	3.15	116.33	110.82
33	KL	201	CYC	C4A-C3A-C2A	-3.15	102.89	106.51
36	CD	503	CLA	CHB-C4A-NA	3.15	128.87	124.51
47	fE	101	HEM	C4D-ND-C1D	3.15	108.33	105.07
33	lI	201	CYC	O1D-CGD-CBD	3.15	133.21	123.08
33	e2	201	CYC	C1D-C2D-C3D	-3.15	103.77	107.79
33	lJ	201	CYC	C4A-C3A-C2A	-3.15	102.89	106.51
33	g7	202	CYC	C1D-C2D-C3D	-3.15	103.77	107.79
33	cA	201	CYC	C1D-C2D-C3D	-3.15	103.77	107.79
33	gH	202	CYC	C1D-C2D-C3D	-3.15	103.77	107.79
33	iJ	202	CYC	C1D-C2D-C3D	-3.15	103.77	107.79
33	l2	201	CYC	O1D-CGD-CBD	3.15	133.21	123.08
43	cD	519	BCR	C21-C20-C19	-3.15	113.38	123.22
36	c1	506	CLA	O2D-CGD-O1D	-3.15	117.67	123.84
33	lH	201	CYC	C1A-C2A-C3A	-3.15	103.29	106.78
38	BD	621	SQD	O8-S-O7	3.15	118.97	111.27
33	b8	201	CYC	C4A-C3A-C2A	-3.15	102.89	106.51
33	e6	201	CYC	C1B-NB-C4B	-3.15	106.66	110.67
33	O4	201	CYC	CMB-C2B-C1B	3.15	128.10	124.17
33	eC	201	CYC	CMB-C2B-C1B	3.15	128.10	124.17
33	hF	201	CYC	C4D-ND-C1D	-3.15	104.17	109.79
33	bJ	201	CYC	C4A-C3A-C2A	-3.15	102.89	106.51
33	c3	201	CYC	OB-C4B-C3B	-3.15	124.62	128.04
33	KF	201	CYC	C4D-CHA-C1A	3.15	135.35	128.28

Continued on next page...

Continued from previous page...

Mol	Chain	Res	Type	Atoms	Z	Observed(^{o})	Ideal(^{o})
36	iD	101	CLA	O2D-CGD-O1D	-3.15	117.68	123.84
33	j8	201	CYC	O1D-CGD-CBD	3.15	133.20	123.08
33	lC	201	CYC	O1D-CGD-CBD	3.15	133.20	123.08
33	WL	201	CYC	C1B-NB-C4B	-3.15	106.66	110.67
33	l9	201	CYC	C4A-C3A-C2A	-3.15	102.89	106.51
33	jJ	201	CYC	O1D-CGD-CBD	3.15	133.20	123.08
33	iI	202	CYC	C1D-C2D-C3D	-3.15	103.78	107.79
33	k3	201	CYC	C1B-NB-C4B	-3.15	106.66	110.67
33	B4	1002	CYC	C1B-NB-C4B	-3.15	106.66	110.67
33	e7	201	CYC	C1B-NB-C4B	-3.15	106.66	110.67
33	l6	201	CYC	C1A-C2A-C3A	-3.15	103.30	106.78
36	C1	511	CLA	CHB-C4A-NA	3.15	128.87	124.51
33	g6	202	CYC	OB-C4B-C3B	-3.15	124.62	128.04
33	lI	201	CYC	C1A-C2A-C3A	-3.15	103.30	106.78
33	kK	201	CYC	C1A-C2A-C3A	-3.15	103.30	106.78
33	LG	201	CYC	C4D-ND-C1D	-3.15	104.17	109.79
33	l3	201	CYC	C4A-C3A-C2A	-3.15	102.89	106.51
33	HL	201	CYC	C2C-C1C-NC	3.15	110.99	108.27
33	kA	201	CYC	OB-C4B-C3B	-3.15	124.62	128.04
33	kH	201	CYC	C1D-C2D-C3D	-3.15	103.78	107.79
36	CE	511	CLA	CHB-C4A-NA	3.15	128.87	124.51
33	jH	201	CYC	O1D-CGD-CBD	3.15	133.19	123.08
33	jK	201	CYC	CMB-C2B-C1B	3.15	128.10	124.17
44	CD	518	DGD	C4E-C3E-C2E	3.15	116.32	110.82
33	h5	201	CYC	C1A-C2A-C3A	-3.15	103.30	106.78
33	l7	201	CYC	C4A-C3A-C2A	-3.15	102.89	106.51
33	j3	201	CYC	O1D-CGD-CBD	3.15	133.19	123.08
33	KK	201	CYC	C4D-CHA-C1A	3.15	135.34	128.28
33	k5	201	CYC	OB-C4B-C3B	-3.15	124.62	128.04
33	q4	201	CYC	CMB-C2B-C1B	3.15	128.10	124.17
33	lC	201	CYC	C4A-C3A-C2A	-3.15	102.89	106.51
33	k5	201	CYC	C1D-C2D-C3D	-3.15	103.78	107.79
33	kI	201	CYC	OB-C4B-C3B	-3.15	124.63	128.04
42	lD	101	LHG	O7-C7-C8	3.15	118.28	111.50
33	rB	201	CYC	C1A-C2A-C3A	-3.15	103.30	106.78
33	lH	201	CYC	C4A-C3A-C2A	-3.15	102.90	106.51
33	iC	202	CYC	C1D-C2D-C3D	-3.15	103.78	107.79
33	j6	201	CYC	O1D-CGD-CBD	3.15	133.19	123.08
39	A1	408	LMG	O7-C10-C11	3.15	118.28	111.50
33	jI	201	CYC	O1D-CGD-CBD	3.15	133.19	123.08
36	C1	503	CLA	CHB-C4A-NA	3.14	128.86	124.51
33	dJ	201	CYC	C4A-C3A-C2A	-3.14	102.90	106.51

Continued on next page...

Continued from previous page...

Mol	Chain	Res	Type	Atoms	Z	Observed(^{o})	Ideal(^{o})
33	i3	202	CYC	C1D-C2D-C3D	-3.14	103.78	107.79
44	CE	518	DGD	C4E-C3E-C2E	3.14	116.31	110.82
47	fD	101	HEM	C4D-ND-C1D	3.14	108.32	105.07
33	yB	201	CYC	C4D-ND-C1D	-3.14	104.18	109.79
33	jA	201	CYC	O1D-CGD-CBD	3.14	133.18	123.08
33	k9	201	CYC	C1D-C2D-C3D	-3.14	103.78	107.79
33	kJ	201	CYC	C1D-C2D-C3D	-3.14	103.78	107.79
33	k5	201	CYC	C1B-NB-C4B	-3.14	106.67	110.67
33	j5	201	CYC	O1D-CGD-CBD	3.14	133.18	123.08
33	cJ	201	CYC	OB-C4B-C3B	-3.14	124.63	128.04
33	kI	201	CYC	C1B-NB-C4B	-3.14	106.67	110.67
33	eK	201	CYC	CHD-C1D-ND	-3.14	118.12	125.32
33	eA	201	CYC	CMB-C2B-C1B	3.14	128.09	124.17
33	LL	201	CYC	C4D-ND-C1D	-3.14	104.18	109.79
33	ML	201	CYC	CHB-C4A-C3A	3.14	132.98	124.90
33	k3	201	CYC	C1D-C2D-C3D	-3.14	103.79	107.79
33	C4	1001	CYC	C2A-C1A-NA	3.14	114.62	110.05
36	aE	405	CLA	CHB-C4A-NA	3.14	128.86	124.51
33	eF	201	CYC	CHD-C1D-ND	-3.14	118.12	125.32
33	dJ	201	CYC	CAA-C2A-C1A	3.14	130.57	125.01
33	y4	201	CYC	C4D-ND-C1D	-3.14	104.18	109.79
33	hK	201	CYC	C4D-ND-C1D	-3.14	104.18	109.79
33	d2	201	CYC	CAA-C2A-C1A	3.14	130.56	125.01
45	D1	402	PHO	C4A-C3A-C2A	-3.14	99.85	102.84
38	BE	621	SQD	O8-S-O7	3.14	118.95	111.27
33	k2	201	CYC	OB-C4B-C3B	-3.14	124.63	128.04
47	EE	101	HEM	C4D-ND-C1D	3.14	108.32	105.07
33	e9	201	CYC	CMB-C2B-C1B	3.14	128.09	124.17
33	RL	201	CYC	C1B-C2B-C3B	-3.14	104.59	107.87
33	iA	202	CYC	C1D-C2D-C3D	-3.14	103.79	107.79
33	jC	201	CYC	O1D-CGD-CBD	3.14	133.16	123.08
33	d9	201	CYC	CAA-C2A-C1A	3.14	130.56	125.01
33	LF	201	CYC	CHD-C1D-ND	-3.14	118.13	125.32
47	ED	101	HEM	C4D-ND-C1D	3.14	108.31	105.07
33	j2	201	CYC	O1D-CGD-CBD	3.14	133.16	123.08
33	c7	201	CYC	OB-C4B-C3B	-3.14	124.64	128.04
33	RB	201	CYC	C1D-C2D-C3D	-3.14	103.79	107.79
33	gJ	202	CYC	C1D-C2D-C3D	-3.14	103.79	107.79
33	bF	201	CYC	CAC-C3C-C4C	3.14	120.73	112.67
33	iH	202	CYC	C1D-C2D-C3D	-3.14	103.80	107.79
33	b3	201	CYC	C4A-C3A-C2A	-3.14	102.91	106.51
33	JF	201	CYC	CHD-C1D-ND	-3.14	118.14	125.32

Continued on next page...

Continued from previous page...

Mol	Chain	Res	Type	Atoms	Z	Observed(^{o})	Ideal(^{o})
39	AD	408	LMG	O7-C10-C11	3.14	118.26	111.50
33	dC	201	CYC	C4A-C3A-C2A	-3.13	102.91	106.51
33	g6	202	CYC	C1D-C2D-C3D	-3.13	103.80	107.79
33	d9	201	CYC	C4A-C3A-C2A	-3.13	102.91	106.51
36	CE	503	CLA	CHB-C4A-NA	3.13	128.84	124.51
33	f6	201	CYC	C2C-C1C-NC	3.13	110.97	108.27
33	R4	201	CYC	C1D-C2D-C3D	-3.13	103.80	107.79
43	bE	618	BCR	C24-C23-C22	-3.13	121.50	126.23
33	kC	201	CYC	C1B-NB-C4B	-3.13	106.68	110.67
43	ZE	102	BCR	C20-C21-C22	-3.13	122.84	127.31
33	lI	201	CYC	C4A-C3A-C2A	-3.13	102.91	106.51
42	lE	101	LHG	O7-C7-C8	3.13	118.25	111.50
33	lA	201	CYC	C1A-C2A-C3A	-3.13	103.32	106.78
37	A1	406	PL9	C35-C34-C36	3.13	120.54	115.27
33	o4	201	CYC	C2C-C1C-NC	3.13	110.97	108.27
33	oB	201	CYC	C2C-C1C-NC	3.13	110.97	108.27
33	7G	201	CYC	C2C-C1C-NC	3.13	110.97	108.27
33	kF	201	CYC	CHB-C4A-NA	-3.13	118.38	124.93
33	d8	201	CYC	CAA-C2A-C1A	3.13	130.55	125.01
33	kF	201	CYC	C1A-C2A-C3A	-3.13	103.32	106.78
33	BB	1002	CYC	C1B-NB-C4B	-3.13	106.68	110.67
33	fA	201	CYC	C2C-C1C-NC	3.13	110.97	108.27
33	kH	201	CYC	OB-C4B-C3B	-3.13	124.64	128.04
36	BE	611	CLA	CHD-C1D-ND	-3.13	121.58	124.45
33	bK	201	CYC	CAC-C3C-C4C	3.13	120.71	112.67
33	IG	201	CYC	C1A-C2A-C3A	-3.13	103.32	106.78
33	iC	202	CYC	CMB-C2B-C1B	3.13	128.07	124.17
33	aB	201	CYC	CAB-C3B-C2B	3.13	132.88	127.53
36	iE	101	CLA	O2D-CGD-O1D	-3.13	117.72	123.84
39	AE	408	LMG	O7-C10-C11	3.13	118.24	111.50
36	CD	511	CLA	CHB-C4A-NA	3.13	128.84	124.51
33	b2	201	CYC	C4A-C3A-C2A	-3.13	102.92	106.51
33	bH	201	CYC	C4A-C3A-C2A	-3.13	102.92	106.51
33	i7	202	CYC	C1D-C2D-C3D	-3.13	103.81	107.79
33	MG	201	CYC	CHB-C4A-C3A	3.13	132.94	124.90
33	i8	202	CYC	C1D-C2D-C3D	-3.13	103.81	107.79
37	A1	406	PL9	C25-C24-C26	3.13	120.53	115.27
33	k2	201	CYC	C1D-C2D-C3D	-3.13	103.81	107.79
33	LK	201	CYC	CHD-C1D-ND	-3.13	118.16	125.32
33	2L	201	CYC	C2C-C1C-NC	3.13	110.97	108.27
33	iJ	202	CYC	CMB-C2B-C1B	3.13	128.07	124.17
33	c2	201	CYC	C1D-C2D-C3D	-3.13	103.81	107.79

Continued on next page...

Continued from previous page...

Mol	Chain	Res	Type	Atoms	Z	Observed(^{o})	Ideal(^{o})
33	c8	201	CYC	C1D-C2D-C3D	-3.13	103.81	107.79
33	AG	201	CYC	CMB-C2B-C1B	3.13	128.07	124.17
33	CB	1001	CYC	C1B-NB-C4B	-3.13	106.69	110.67
33	c2	201	CYC	C1B-NB-C4B	-3.13	106.69	110.67
33	d6	201	CYC	C4A-C3A-C2A	-3.12	102.92	106.51
33	b7	201	CYC	C4A-C3A-C2A	-3.12	102.92	106.51
33	kK	201	CYC	CHB-C4A-NA	-3.12	118.40	124.93
33	i6	202	CYC	C1D-C2D-C3D	-3.12	103.81	107.79
33	c7	201	CYC	C1D-C2D-C3D	-3.12	103.81	107.79
33	dI	201	CYC	C4A-C3A-C2A	-3.12	102.92	106.51
33	kC	201	CYC	C1D-C2D-C3D	-3.12	103.81	107.79
33	d6	201	CYC	CAA-C2A-C1A	3.12	130.53	125.01
33	i5	202	CYC	CMB-C2B-C1B	3.12	128.07	124.17
33	IL	201	CYC	C1A-C2A-C3A	-3.12	103.33	106.78
43	bE	618	BCR	C15-C14-C13	-3.12	122.86	127.31
33	fC	201	CYC	C2C-C1C-NC	3.12	110.96	108.27
33	kC	201	CYC	OB-C4B-C3B	-3.12	124.65	128.04
33	kJ	201	CYC	OB-C4B-C3B	-3.12	124.65	128.04
33	r4	201	CYC	C1A-C2A-C3A	-3.12	103.33	106.78
33	PB	201	CYC	C2A-C1A-NA	3.12	114.59	110.05
37	AD	406	PL9	C35-C34-C36	3.12	120.52	115.27
37	d1	408	PL9	C30-C29-C31	3.12	120.52	115.27
33	bA	201	CYC	C4A-C3A-C2A	-3.12	102.92	106.51
33	cH	201	CYC	C1D-C2D-C3D	-3.12	103.81	107.79
33	dH	201	CYC	CAA-C2A-C1A	3.12	130.53	125.01
33	dI	201	CYC	CAA-C2A-C1A	3.12	130.53	125.01
33	B4	1002	CYC	C2A-C1A-NA	3.12	114.59	110.05
33	fI	201	CYC	C2C-C1C-NC	3.12	110.96	108.27
45	dD	402	PHO	C4D-CHA-CBD	-3.12	107.11	108.52
33	c9	201	CYC	C1B-NB-C4B	-3.12	106.70	110.67
33	cI	201	CYC	C1B-NB-C4B	-3.12	106.70	110.67
33	vB	201	CYC	CHA-C4D-C3D	-3.12	120.11	127.15
33	RG	201	CYC	C1B-C2B-C3B	-3.12	104.62	107.87
33	cC	201	CYC	C1D-C2D-C3D	-3.12	103.82	107.79
33	dA	201	CYC	CAA-C2A-C1A	3.12	130.53	125.01
33	c9	201	CYC	C1D-C2D-C3D	-3.12	103.82	107.79
33	OB	201	CYC	CMB-C2B-C1B	3.12	128.06	124.17
33	c3	201	CYC	C1B-NB-C4B	-3.12	106.70	110.67
33	d3	201	CYC	CAA-C2A-C1A	3.12	130.52	125.01
42	l1	101	LHG	O7-C7-C8	3.12	118.22	111.50
33	bI	201	CYC	C2C-C1C-NC	3.12	110.96	108.27
33	c3	201	CYC	C1D-C2D-C3D	-3.12	103.82	107.79

Continued on next page...

Continued from previous page...

Mol	Chain	Res	Type	Atoms	Z	Observed(^{o})	Ideal(^{o})
36	b1	609	CLA	C2D-C1D-ND	-3.12	107.81	110.10
37	AD	406	PL9	C25-C24-C26	3.12	120.51	115.27
33	v4	201	CYC	CHA-C4D-C3D	-3.11	120.12	127.15
33	4G	201	CYC	CHA-C4D-C3D	-3.11	120.12	127.15
43	CE	519	BCR	C24-C23-C22	-3.11	121.53	126.23
33	i2	202	CYC	C1D-C2D-C3D	-3.11	103.82	107.79
33	a4	201	CYC	CAB-C3B-C2B	3.11	132.85	127.53
33	b9	201	CYC	C4A-C3A-C2A	-3.11	102.93	106.51
33	d3	201	CYC	C4A-C3A-C2A	-3.11	102.93	106.51
33	l2	201	CYC	C1A-C2A-C3A	-3.11	103.34	106.78
36	bE	612	CLA	CHD-C1D-ND	-3.11	121.59	124.45
33	i9	202	CYC	C1D-C2D-C3D	-3.11	103.83	107.79
43	bD	618	BCR	C24-C23-C22	-3.11	121.53	126.23
33	b5	201	CYC	C4A-C3A-C2A	-3.11	102.94	106.51
47	E1	101	HEM	C4D-ND-C1D	3.11	108.29	105.07
37	AE	406	PL9	C25-C24-C26	3.11	120.50	115.27
33	W4	201	CYC	CBC-CAC-C3C	3.11	120.39	113.47
33	dC	201	CYC	CAA-C2A-C1A	3.11	130.51	125.01
33	JK	201	CYC	CHD-C1D-ND	-3.11	118.19	125.32
33	cJ	201	CYC	C1D-C2D-C3D	-3.11	103.83	107.79
33	d7	201	CYC	C4A-C3A-C2A	-3.11	102.94	106.51
33	2G	201	CYC	C1B-CHB-C4A	3.11	135.68	128.08
33	cC	201	CYC	C1B-NB-C4B	-3.11	106.71	110.67
33	fJ	201	CYC	C2C-C1C-NC	3.11	110.95	108.27
33	d7	201	CYC	CAA-C2A-C1A	3.11	130.51	125.01
36	bE	609	CLA	C2D-C1D-ND	-3.11	107.81	110.10
33	k3	201	CYC	OB-C4B-C3B	-3.11	124.67	128.04
43	kE	102	BCR	C20-C21-C22	-3.11	122.87	127.31
33	aK	201	CYC	C1D-C2D-C3D	-3.11	103.83	107.79
36	b1	612	CLA	CHD-C1D-ND	-3.11	121.60	124.45
33	i3	202	CYC	CMB-C2B-C1B	3.11	128.05	124.17
43	Z1	102	BCR	C20-C21-C22	-3.11	122.88	127.31
33	RG	201	CYC	OC-C1C-C2C	-3.11	123.70	126.17
33	c5	201	CYC	C1B-NB-C4B	-3.11	106.71	110.67
33	AL	201	CYC	CMB-C2B-C1B	3.11	128.04	124.17
36	c1	509	CLA	CHB-C4A-NA	3.11	128.81	124.51
33	cC	201	CYC	OB-C4B-C3B	-3.11	124.67	128.04
33	cH	201	CYC	C1B-NB-C4B	-3.11	106.72	110.67
33	kJ	201	CYC	C1B-NB-C4B	-3.11	106.72	110.67
36	cE	509	CLA	CHB-C4A-NA	3.11	128.81	124.51
33	l5	201	CYC	C1A-C2A-C3A	-3.11	103.35	106.78
33	k7	201	CYC	OB-C4B-C3B	-3.10	124.67	128.04

Continued on next page...

Continued from previous page...

Mol	Chain	Res	Type	Atoms	Z	Observed(^{o})	Ideal(^{o})
33	dH	201	CYC	C4A-C3A-C2A	-3.10	102.94	106.51
33	XK	201	CYC	CHD-C1D-C2D	3.10	135.11	127.49
33	VB	201	CYC	CMA-C3A-C4A	3.10	129.84	125.06
33	cA	201	CYC	C1B-NB-C4B	-3.10	106.72	110.67
33	bI	201	CYC	C4A-C3A-C2A	-3.10	102.94	106.51
33	BB	1002	CYC	C2A-C1A-NA	3.10	114.56	110.05
33	iA	202	CYC	CMB-C2B-C1B	3.10	128.04	124.17
33	P4	201	CYC	C2A-C1A-NA	3.10	114.56	110.05
37	dD	408	PL9	C30-C29-C31	3.10	120.49	115.27
33	bC	201	CYC	C4A-C3A-C2A	-3.10	102.94	106.51
43	b1	618	BCR	C24-C23-C22	-3.10	121.55	126.23
33	c6	201	CYC	C1D-C2D-C3D	-3.10	103.84	107.79
33	c8	201	CYC	OB-C4B-C3B	-3.10	124.67	128.04
43	CD	520	BCR	C20-C21-C22	-3.10	122.88	127.31
43	kD	102	BCR	C24-C23-C22	-3.10	121.55	126.23
33	S4	201	CYC	C4D-CHA-C1A	3.10	135.24	128.28
43	kD	102	BCR	C20-C21-C22	-3.10	122.88	127.31
33	i7	202	CYC	CMB-C2B-C1B	3.10	128.04	124.17
33	cI	201	CYC	C1D-C2D-C3D	-3.10	103.84	107.79
33	2L	201	CYC	C1B-CHB-C4A	3.10	135.66	128.08
33	iH	202	CYC	CMB-C2B-C1B	3.10	128.04	124.17
33	cJ	201	CYC	C1B-NB-C4B	-3.10	106.72	110.67
43	ZE	102	BCR	C24-C23-C22	-3.10	121.55	126.23
36	bD	612	CLA	CHD-C1D-ND	-3.10	121.61	124.45
33	i8	202	CYC	CMB-C2B-C1B	3.10	128.04	124.17
33	dA	201	CYC	C4A-C3A-C2A	-3.10	102.95	106.51
33	eK	201	CYC	C2B-C1B-NB	3.10	111.52	106.99
43	C1	519	BCR	C24-C23-C22	-3.10	121.55	126.23
33	c5	201	CYC	C1D-C2D-C3D	-3.10	103.84	107.79
37	dE	408	PL9	C30-C29-C31	3.10	120.48	115.27
33	b2	201	CYC	C2C-C1C-NC	3.10	110.94	108.27
33	oB	201	CYC	C2A-C1A-NA	3.10	114.55	110.05
33	bC	201	CYC	C2C-C1C-NC	3.10	110.94	108.27
36	B1	602	CLA	CHD-C1D-ND	-3.10	121.61	124.45
33	cJ	201	CYC	CMB-C2B-C1B	3.10	128.03	124.17
36	bD	609	CLA	C2D-C1D-ND	-3.10	107.82	110.10
33	fH	201	CYC	C2C-C1C-NC	3.09	110.94	108.27
33	c5	201	CYC	CMB-C2B-C1B	3.09	128.03	124.17
43	BD	617	BCR	C24-C23-C22	-3.09	121.56	126.23
36	B1	608	CLA	CHB-C4A-NA	3.09	128.79	124.51
33	d2	201	CYC	C4A-C3A-C2A	-3.09	102.95	106.51
33	Y4	201	CYC	C4A-C3A-C2A	-3.09	102.95	106.51

Continued on next page...

Continued from previous page...

Mol	Chain	Res	Type	Atoms	Z	Observed(^{o})	Ideal(^{o})
36	BD	607	CLA	C2D-C1D-ND	-3.09	107.82	110.10
36	cD	509	CLA	CHB-C4A-NA	3.09	128.79	124.51
33	c7	201	CYC	C1B-NB-C4B	-3.09	106.73	110.67
33	h2	201	CYC	CAA-C2A-C1A	3.09	130.48	125.01
33	d5	201	CYC	CAA-C2A-C1A	3.09	130.48	125.01
37	DE	408	PL9	C30-C29-C31	3.09	120.47	115.27
33	SB	201	CYC	C4D-CHA-C1A	3.09	135.22	128.28
33	f7	201	CYC	CAA-C2A-C1A	3.09	130.48	125.01
43	b1	618	BCR	C15-C14-C13	-3.09	122.90	127.31
33	l8	201	CYC	CAA-C2A-C1A	3.09	130.48	125.01
36	B1	607	CLA	C2D-C1D-ND	-3.09	107.83	110.10
33	V4	201	CYC	CMA-C3A-C4A	3.09	129.82	125.06
33	d8	201	CYC	C4A-C3A-C2A	-3.09	102.96	106.51
36	BD	608	CLA	CHB-C4A-NA	3.09	128.79	124.51
36	d1	403	CLA	CHB-C4A-NA	3.09	128.79	124.51
33	4L	201	CYC	CHA-C4D-C3D	-3.09	120.18	127.15
43	BE	617	BCR	C24-C23-C22	-3.09	121.56	126.23
33	c6	201	CYC	C1B-NB-C4B	-3.09	106.73	110.67
33	cC	201	CYC	CMB-C2B-C1B	3.09	128.03	124.17
43	CD	519	BCR	C24-C23-C22	-3.09	121.57	126.23
33	3K	101	CYC	CHB-C1B-NB	-3.09	119.43	126.06
33	b6	201	CYC	C4A-C3A-C2A	-3.09	102.96	106.51
33	hC	201	CYC	C2C-C1C-NC	3.09	110.94	108.27
33	bF	201	CYC	C1A-C2A-C3A	-3.09	103.36	106.78
33	fA	201	CYC	C4A-C3A-C2A	-3.09	102.96	106.51
33	XF	201	CYC	OB-C4B-NB	-3.09	117.90	125.08
43	CD	520	BCR	C24-C23-C22	-3.09	121.57	126.23
33	XF	201	CYC	CHD-C1D-C2D	3.09	135.07	127.49
33	iI	202	CYC	CMB-C2B-C1B	3.09	128.02	124.17
33	eF	201	CYC	C2B-C1B-NB	3.09	111.51	106.99
37	aE	408	PL9	C25-C24-C23	-3.09	115.76	123.68
33	WB	201	CYC	CBC-CAC-C3C	3.09	120.34	113.47
33	h8	201	CYC	C4A-C3A-C2A	-3.09	102.96	106.51
36	dD	403	CLA	CHB-C4A-NA	3.09	128.78	124.51
33	d8	201	CYC	C2C-C1C-NC	3.09	110.93	108.27
33	zB	201	CYC	OC-C1C-C2C	-3.09	123.72	126.17
33	YB	201	CYC	C4A-C3A-C2A	-3.08	102.97	106.51
33	b5	201	CYC	C2C-C1C-NC	3.08	110.93	108.27
33	bH	201	CYC	C2C-C1C-NC	3.08	110.93	108.27
43	bD	618	BCR	C15-C14-C13	-3.08	122.91	127.31
33	j7	201	CYC	C4A-C3A-C2A	-3.08	102.97	106.51
33	l3	201	CYC	CAA-C2A-C1A	3.08	130.46	125.01

Continued on next page...

Continued from previous page...

Mol	Chain	Res	Type	Atoms	Z	Observed(^{o})	Ideal(^{o})
33	lJ	201	CYC	CAA-C2A-C1A	3.08	130.46	125.01
37	AE	406	PL9	C35-C34-C36	3.08	120.46	115.27
45	DE	403	PHO	CMB-C2B-C3B	3.08	130.45	124.68
43	B1	617	BCR	C24-C23-C22	-3.08	121.58	126.23
33	jF	201	CYC	C2A-C1A-NA	3.08	114.53	110.05
33	lC	201	CYC	CAA-C2A-C1A	3.08	130.46	125.01
33	c6	201	CYC	CMB-C2B-C1B	3.08	128.02	124.17
36	BD	611	CLA	CHD-C1D-ND	-3.08	121.62	124.45
33	d5	201	CYC	C4A-C3A-C2A	-3.08	102.97	106.51
33	f3	201	CYC	C2C-C1C-NC	3.08	110.93	108.27
33	b9	201	CYC	C2C-C1C-NC	3.08	110.93	108.27
37	DD	408	PL9	C30-C29-C31	3.08	120.45	115.27
33	j3	201	CYC	C4A-C3A-C2A	-3.08	102.97	106.51
33	gC	301	CYC	CMB-C2B-C1B	3.08	128.01	124.17
33	l7	201	CYC	CAA-C2A-C1A	3.08	130.46	125.01
36	B1	611	CLA	CHD-C1D-ND	-3.08	121.62	124.45
33	3F	101	CYC	CHB-C1B-NB	-3.08	119.44	126.06
37	a1	409	PL9	C25-C24-C23	-3.08	115.78	123.68
33	l9	201	CYC	CAA-C2A-C1A	3.08	130.46	125.01
37	D1	407	PL9	C30-C29-C31	3.08	120.45	115.27
33	b7	201	CYC	C2C-C1C-NC	3.08	110.93	108.27
36	c1	509	CLA	O2D-CGD-O1D	-3.08	117.82	123.84
33	c2	201	CYC	CMB-C2B-C1B	3.08	128.01	124.17
43	Z1	102	BCR	C24-C23-C22	-3.08	121.58	126.23
33	d7	201	CYC	C2C-C1C-NC	3.08	110.93	108.27
33	i6	202	CYC	CMB-C2B-C1B	3.08	128.01	124.17
33	PG	201	CYC	C1A-C2A-C3A	-3.08	103.38	106.78
43	iD	102	BCR	C23-C24-C25	3.08	135.85	127.20
33	T4	201	CYC	CBD-CAD-C3D	-3.08	104.08	112.63
33	RB	201	CYC	C1A-C2A-C3A	-3.08	103.38	106.78
33	h8	201	CYC	CAA-C2A-C1A	3.08	130.45	125.01
33	f9	201	CYC	C4A-C3A-C2A	-3.08	102.98	106.51
33	c9	201	CYC	CMB-C2B-C1B	3.08	128.01	124.17
33	cI	201	CYC	CMB-C2B-C1B	3.08	128.01	124.17
33	k6	201	CYC	OB-C4B-C3B	-3.08	124.70	128.04
33	k8	201	CYC	OB-C4B-C3B	-3.08	124.70	128.04
43	B1	615	BCR	C15-C16-C17	-3.07	117.17	123.47
33	i2	202	CYC	CMB-C2B-C1B	3.07	128.01	124.17
33	f2	201	CYC	CAA-C2A-C1A	3.07	130.45	125.01
36	cE	509	CLA	O2D-CGD-O1D	-3.07	117.83	123.84
37	aD	408	PL9	C25-C24-C23	-3.07	115.79	123.68
33	tB	1001	CYC	CBA-CAA-C2A	3.07	121.17	112.63

Continued on next page...

Continued from previous page...

Mol	Chain	Res	Type	Atoms	Z	Observed(^{o})	Ideal(^{o})
33	f8	201	CYC	CAA-C2A-C1A	3.07	130.45	125.01
33	hA	201	CYC	CAA-C2A-C1A	3.07	130.45	125.01
33	o4	201	CYC	C2A-C1A-NA	3.07	114.52	110.05
33	PL	201	CYC	C1A-C2A-C3A	-3.07	103.38	106.78
33	f2	201	CYC	C4A-C3A-C2A	-3.07	102.98	106.51
36	cD	509	CLA	O2D-CGD-O1D	-3.07	117.83	123.84
33	c8	201	CYC	C1B-NB-C4B	-3.07	106.76	110.67
33	h9	201	CYC	CAA-C2A-C1A	3.07	130.44	125.01
33	c8	201	CYC	CMB-C2B-C1B	3.07	128.00	124.17
43	iE	102	BCR	C10-C11-C12	-3.07	113.63	123.22
36	bD	610	CLA	CHB-C4A-NA	3.07	128.76	124.51
33	fA	201	CYC	CAA-C2A-C1A	3.07	130.44	125.01
33	fI	201	CYC	CAA-C2A-C1A	3.07	130.44	125.01
33	MK	201	CYC	CHD-C4C-NC	3.07	128.86	125.20
43	kE	102	BCR	C24-C23-C22	-3.07	121.59	126.23
33	u4	201	CYC	CHA-C4D-C3D	-3.07	120.22	127.15
33	lH	201	CYC	CAA-C2A-C1A	3.07	130.44	125.01
33	f5	201	CYC	C4A-C3A-C2A	-3.07	102.98	106.51
33	jC	201	CYC	C4A-C3A-C2A	-3.07	102.98	106.51
43	BE	615	BCR	C24-C23-C22	-3.07	121.59	126.23
33	aF	201	CYC	C1D-C2D-C3D	-3.07	103.88	107.79
33	cH	201	CYC	CMB-C2B-C1B	3.07	128.00	124.17
33	l5	201	CYC	CAA-C2A-C1A	3.07	130.44	125.01
33	hI	201	CYC	C4A-C3A-C2A	-3.07	102.98	106.51
36	bE	610	CLA	CHB-C4A-NA	3.07	128.76	124.51
33	bI	201	CYC	CAA-C2A-C1A	3.07	130.44	125.01
33	h8	201	CYC	C2C-C1C-NC	3.07	110.92	108.27
33	f9	201	CYC	C2C-C1C-NC	3.07	110.92	108.27
33	bA	201	CYC	C2C-C1C-NC	3.07	110.92	108.27
44	hE	104	DGD	O1G-C1A-C2A	3.07	121.54	111.91
33	fJ	201	CYC	C4A-C3A-C2A	-3.07	102.98	106.51
33	R4	201	CYC	C1A-C2A-C3A	-3.07	103.39	106.78
33	OL	201	CYC	C2A-C1A-NA	3.07	114.51	110.05
45	D1	402	PHO	CMB-C2B-C3B	3.07	130.42	124.68
33	c3	201	CYC	CMB-C2B-C1B	3.07	128.00	124.17
33	i9	202	CYC	CMB-C2B-C1B	3.07	128.00	124.17
33	7L	201	CYC	C1B-C2B-C3B	-3.07	104.67	107.87
33	t4	1001	CYC	CBA-CAA-C2A	3.07	121.15	112.63
33	lI	201	CYC	CAA-C2A-C1A	3.07	130.44	125.01
33	4L	201	CYC	CHD-C4C-NC	3.07	128.85	125.20
33	o4	201	CYC	C1B-NB-C4B	-3.07	106.76	110.67
33	h9	201	CYC	C4A-C3A-C2A	-3.07	102.99	106.51

Continued on next page...

Continued from previous page...

Mol	Chain	Res	Type	Atoms	Z	Observed(^{o})	Ideal(^{o})
33	IL	201	CYC	C2C-C1C-NC	3.07	110.92	108.27
33	oB	201	CYC	C1B-NB-C4B	-3.07	106.76	110.67
43	i1	101	BCR	C23-C24-C25	3.07	135.81	127.20
43	iE	102	BCR	C23-C24-C25	3.07	135.81	127.20
33	dF	201	CYC	O2A-CGA-CBA	3.07	123.88	114.03
43	B1	617	BCR	C15-C14-C13	-3.07	122.93	127.31
33	g6	202	CYC	CMB-C2B-C1B	3.07	128.00	124.17
33	fJ	201	CYC	CAA-C2A-C1A	3.07	130.43	125.01
33	j9	201	CYC	C4A-C3A-C2A	-3.07	102.99	106.51
33	l6	201	CYC	CAA-C2A-C1A	3.06	130.43	125.01
33	hH	201	CYC	CAA-C2A-C1A	3.06	130.43	125.01
33	b6	201	CYC	C2C-C1C-NC	3.06	110.92	108.27
43	hE	105	BCR	C39-C30-C29	3.06	121.16	108.91
33	lA	201	CYC	CAA-C2A-C1A	3.06	130.43	125.01
33	4G	201	CYC	CHD-C4C-NC	3.06	128.85	125.20
33	uB	201	CYC	CHA-C4D-C3D	-3.06	120.24	127.15
33	TG	201	CYC	CMB-C2B-C1B	3.06	127.99	124.17
33	l5	201	CYC	C2C-C1C-NC	3.06	110.91	108.27
43	iD	102	BCR	C10-C11-C12	-3.06	113.66	123.22
33	WB	201	CYC	C2A-C1A-NA	3.06	114.50	110.05
33	fI	201	CYC	C4A-C3A-C2A	-3.06	102.99	106.51
43	k1	102	BCR	C20-C21-C22	-3.06	122.94	127.31
36	BE	607	CLA	C2D-C1D-ND	-3.06	107.85	110.10
36	dE	403	CLA	CHB-C4A-NA	3.06	128.75	124.51
33	TB	201	CYC	CBD-CAD-C3D	-3.06	104.12	112.63
33	b8	201	CYC	C2C-C1C-NC	3.06	110.91	108.27
33	V4	201	CYC	CHA-C1A-NA	-3.06	118.20	124.58
33	XK	201	CYC	OB-C4B-NB	-3.06	117.96	125.08
33	h5	201	CYC	C4A-C3A-C2A	-3.06	102.99	106.51
33	hC	201	CYC	C4A-C3A-C2A	-3.06	102.99	106.51
33	fH	201	CYC	C4A-C3A-C2A	-3.06	102.99	106.51
33	YF	201	CYC	O2A-CGA-CBA	3.06	123.87	114.03
43	i1	101	BCR	C10-C11-C12	-3.06	113.66	123.22
33	fH	201	CYC	CAA-C2A-C1A	3.06	130.43	125.01
43	BE	615	BCR	C15-C16-C17	-3.06	117.20	123.47
33	h7	201	CYC	C4A-C3A-C2A	-3.06	102.99	106.51
33	f5	201	CYC	C2C-C1C-NC	3.06	110.91	108.27
33	gA	301	CYC	CMB-C2B-C1B	3.06	127.99	124.17
42	lD	101	LHG	O8-C23-C24	3.06	121.51	111.91
33	bJ	201	CYC	CAA-C2A-C1A	3.06	130.42	125.01
33	w4	201	CYC	OC-C1C-C2C	-3.06	123.74	126.17
33	OG	201	CYC	C2A-C1A-NA	3.06	114.50	110.05

Continued on next page...

Continued from previous page...

Mol	Chain	Res	Type	Atoms	Z	Observed(^{o})	Ideal(^{o})
33	jK	201	CYC	C2A-C1A-NA	3.06	114.50	110.05
36	c1	502	CLA	CHB-C4A-NA	3.06	128.74	124.51
33	h6	201	CYC	C4A-C3A-C2A	-3.06	103.00	106.51
33	jH	201	CYC	C4A-C3A-C2A	-3.06	103.00	106.51
33	f9	201	CYC	CAA-C2A-C1A	3.06	130.42	125.01
37	dE	408	PL9	C25-C24-C26	3.06	120.42	115.27
33	ML	201	CYC	C4D-CHA-C1A	3.06	135.14	128.28
33	jK	201	CYC	OB-C4B-C3B	-3.06	124.72	128.04
33	cF	201	CYC	C4D-ND-C1D	-3.06	104.33	109.79
33	l2	201	CYC	CAA-C2A-C1A	3.06	130.42	125.01
33	b7	201	CYC	CAA-C2A-C1A	3.06	130.42	125.01
33	bC	201	CYC	CAA-C2A-C1A	3.06	130.42	125.01
33	hC	201	CYC	CAA-C2A-C1A	3.06	130.42	125.01
33	MG	201	CYC	C4D-CHA-C1A	3.06	135.14	128.28
33	JF	201	CYC	CMB-C2B-C1B	3.06	127.98	124.17
43	X1	102	BCR	C39-C30-C29	3.06	121.14	108.91
33	j3	201	CYC	C2C-C1C-NC	3.06	110.91	108.27
33	f8	201	CYC	C2C-C1C-NC	3.06	110.91	108.27
33	h2	201	CYC	C4A-C3A-C2A	-3.06	103.00	106.51
33	hH	201	CYC	C4A-C3A-C2A	-3.06	103.00	106.51
33	dK	201	CYC	O2A-CGA-CBA	3.06	123.85	114.03
33	9K	201	CYC	CMC-C2C-C1C	-3.06	105.81	112.40
33	bA	201	CYC	CAA-C2A-C1A	3.06	130.42	125.01
36	b1	610	CLA	CHB-C4A-NA	3.06	128.74	124.51
33	z4	201	CYC	OC-C1C-C2C	-3.06	123.74	126.17
43	BD	615	BCR	C15-C16-C17	-3.06	117.21	123.47
33	JK	201	CYC	CMB-C2B-C1B	3.06	127.98	124.17
33	fC	201	CYC	CAA-C2A-C1A	3.06	130.42	125.01
44	hD	104	DGD	O1G-C1A-C2A	3.06	121.50	111.91
33	ZF	201	CYC	C4A-C3A-C2A	-3.06	103.00	106.51
37	d1	408	PL9	C25-C24-C26	3.06	120.41	115.27
36	BD	602	CLA	CHD-C1D-ND	-3.06	121.64	124.45
33	gJ	202	CYC	CMB-C2B-C1B	3.06	127.98	124.17
33	WB	201	CYC	C1A-C2A-C3A	-3.06	103.40	106.78
33	9F	201	CYC	CMC-C2C-C1C	-3.06	105.81	112.40
33	X4	201	CYC	CMB-C2B-C1B	3.06	127.98	124.17
33	g7	202	CYC	CMB-C2B-C1B	3.06	127.98	124.17
33	h6	201	CYC	C2C-C1C-NC	3.06	110.91	108.27
33	f7	201	CYC	C2C-C1C-NC	3.06	110.91	108.27
36	B1	604	CLA	CHB-C4A-NA	3.06	128.74	124.51
33	rB	201	CYC	CHD-C1D-ND	-3.06	118.32	125.32
33	f6	201	CYC	CAA-C2A-C1A	3.06	130.41	125.01

Continued on next page...

Continued from previous page...

Mol	Chain	Res	Type	Atoms	Z	Observed(^{o})	Ideal(^{o})
33	hJ	201	CYC	CAA-C2A-C1A	3.06	130.41	125.01
44	h1	104	DGD	O1G-C1A-C2A	3.06	121.50	111.91
43	h1	105	BCR	C39-C30-C29	3.05	121.12	108.91
33	c7	201	CYC	CMB-C2B-C1B	3.05	127.98	124.17
33	b5	201	CYC	CAA-C2A-C1A	3.05	130.41	125.01
33	hI	201	CYC	CAA-C2A-C1A	3.05	130.41	125.01
36	BE	608	CLA	CHB-C4A-NA	3.05	128.74	124.51
36	BE	602	CLA	CHD-C1D-ND	-3.05	121.65	124.45
37	DE	408	PL9	C25-C24-C26	3.05	120.41	115.27
33	f2	201	CYC	C2C-C1C-NC	3.05	110.91	108.27
33	b3	201	CYC	C2C-C1C-NC	3.05	110.91	108.27
33	jJ	201	CYC	C4A-C3A-C2A	-3.05	103.00	106.51
33	cA	201	CYC	CMB-C2B-C1B	3.05	127.98	124.17
43	XD	102	BCR	C39-C30-C29	3.05	121.12	108.91
37	dD	408	PL9	C25-C24-C26	3.05	120.41	115.27
33	mF	201	CYC	OC-C1C-C2C	-3.05	123.75	126.17
33	h7	201	CYC	CAA-C2A-C1A	3.05	130.41	125.01
33	bH	201	CYC	CAA-C2A-C1A	3.05	130.41	125.01
43	BD	615	BCR	C24-C23-C22	-3.05	121.62	126.23
33	hH	201	CYC	C2C-C1C-NC	3.05	110.91	108.27
33	wB	201	CYC	C4D-C3D-C2D	-3.05	104.01	107.62
33	r4	201	CYC	CHD-C1D-ND	-3.05	118.33	125.32
43	BE	615	BCR	C16-C17-C18	-3.05	122.95	127.31
43	BE	616	BCR	C15-C16-C17	-3.05	117.22	123.47
36	BE	604	CLA	CHB-C4A-NA	3.05	128.73	124.51
33	dI	201	CYC	C2C-C1C-NC	3.05	110.90	108.27
33	3K	101	CYC	OC-C1C-NC	3.05	128.64	124.94
43	hD	105	BCR	C39-C30-C29	3.05	121.11	108.91
33	W4	201	CYC	C1A-C2A-C3A	-3.05	103.41	106.78
36	b1	611	CLA	CHB-C4A-NA	3.05	128.73	124.51
33	b3	201	CYC	CAA-C2A-C1A	3.05	130.41	125.01
43	XE	102	BCR	C39-C30-C29	3.05	121.11	108.91
33	YK	201	CYC	O2A-CGA-CBA	3.05	123.83	114.03
43	BD	617	BCR	C15-C14-C13	-3.05	122.96	127.31
33	bJ	201	CYC	C2C-C1C-NC	3.05	110.90	108.27
33	WB	201	CYC	CMA-C3A-C4A	3.05	129.76	125.06
42	B1	621	LHG	O8-C23-C24	3.05	121.48	111.91
33	j6	201	CYC	CAA-C2A-C1A	3.05	130.41	125.01
33	gI	301	CYC	CMB-C2B-C1B	3.05	127.97	124.17
33	dH	201	CYC	C2C-C1C-NC	3.05	110.90	108.27
33	h3	201	CYC	CAA-C2A-C1A	3.05	130.40	125.01
33	b8	201	CYC	CAA-C2A-C1A	3.05	130.40	125.01

Continued on next page...

Continued from previous page...

Mol	Chain	Res	Type	Atoms	Z	Observed(^{o})	Ideal(^{o})
43	b1	616	BCR	C24-C23-C22	-3.05	121.63	126.23
43	B1	615	BCR	C16-C17-C18	-3.05	122.96	127.31
42	BD	620	LHG	O8-C23-C24	3.05	121.48	111.91
33	j5	201	CYC	C4A-C3A-C2A	-3.05	103.01	106.51
43	BD	615	BCR	C16-C17-C18	-3.05	122.96	127.31
33	RL	201	CYC	OC-C1C-C2C	-3.05	123.75	126.17
33	f5	201	CYC	CAA-C2A-C1A	3.05	130.40	125.01
33	VB	201	CYC	CHA-C1A-NA	-3.05	118.23	124.58
33	g5	202	CYC	CMB-C2B-C1B	3.05	127.97	124.17
33	bK	201	CYC	C1A-C2A-C3A	-3.05	103.41	106.78
33	j8	201	CYC	C4A-C3A-C2A	-3.05	103.01	106.51
45	DD	403	PHO	CMB-C2B-C3B	3.05	130.38	124.68
42	l1	101	LHG	O8-C23-C24	3.05	121.47	111.91
43	b1	617	BCR	C15-C16-C17	-3.05	117.23	123.47
33	XB	201	CYC	CMB-C2B-C1B	3.05	127.97	124.17
33	g8	202	CYC	CMB-C2B-C1B	3.05	127.97	124.17
33	gH	202	CYC	CMB-C2B-C1B	3.05	127.97	124.17
33	hK	201	CYC	O2A-CGA-CBA	3.05	123.82	114.03
33	dC	201	CYC	C2C-C1C-NC	3.05	110.90	108.27
33	jI	201	CYC	C4A-C3A-C2A	-3.05	103.01	106.51
33	cK	201	CYC	C4D-ND-C1D	-3.05	104.35	109.79
33	ZK	201	CYC	C4A-C3A-C2A	-3.05	103.01	106.51
33	f3	201	CYC	C4A-C3A-C2A	-3.05	103.01	106.51
33	h9	201	CYC	C2C-C1C-NC	3.05	110.90	108.27
33	fF	201	CYC	C2C-C1C-NC	3.05	110.90	108.27
33	mK	201	CYC	OC-C1C-C2C	-3.05	123.75	126.17
36	BD	604	CLA	CHB-C4A-NA	3.05	128.72	124.51
36	bE	606	CLA	CHB-C4A-NA	3.05	128.72	124.51
42	lE	101	LHG	O8-C23-C24	3.05	121.47	111.91
33	b6	201	CYC	CAA-C2A-C1A	3.05	130.40	125.01
33	h6	201	CYC	CAA-C2A-C1A	3.05	130.40	125.01
33	vB	201	CYC	C1D-C2D-C3D	-3.04	103.91	107.79
33	h7	201	CYC	C2C-C1C-NC	3.04	110.90	108.27
33	jF	201	CYC	OB-C4B-C3B	-3.04	124.74	128.04
33	WL	201	CYC	C2A-C1A-NA	3.04	114.48	110.05
33	WB	201	CYC	C4A-C3A-C2A	-3.04	103.01	106.51
33	hF	201	CYC	O2A-CGA-CBA	3.04	123.81	114.03
43	B1	616	BCR	C15-C16-C17	-3.04	117.24	123.47
33	IG	201	CYC	C2C-C1C-NC	3.04	110.90	108.27
43	BE	615	BCR	C38-C26-C25	-3.04	121.11	124.53
33	f3	201	CYC	CAA-C2A-C1A	3.04	130.39	125.01
33	f8	201	CYC	C4A-C3A-C2A	-3.04	103.01	106.51

Continued on next page...

Continued from previous page...

Mol	Chain	Res	Type	Atoms	Z	Observed(^{o})	Ideal(^{o})
36	I1	101	CLA	O2D-CGD-O1D	-3.04	117.89	123.84
36	BE	609	CLA	CHB-C4A-NA	3.04	128.72	124.51
36	cE	503	CLA	CHB-C4A-NA	3.04	128.72	124.51
43	bD	616	BCR	C24-C23-C22	-3.04	121.64	126.23
36	dD	405	CLA	CHB-C4A-NA	3.04	128.72	124.51
33	MF	201	CYC	CHD-C4C-NC	3.04	128.82	125.20
33	z4	201	CYC	CHD-C4C-NC	3.04	128.82	125.20
33	W4	201	CYC	C2A-C1A-NA	3.04	114.47	110.05
33	g3	202	CYC	CMB-C2B-C1B	3.04	127.96	124.17
45	aD	412	PHO	C14-C13-C12	3.04	122.30	111.29
33	b2	201	CYC	CAA-C2A-C1A	3.04	130.39	125.01
33	j2	201	CYC	CAA-C2A-C1A	3.04	130.39	125.01
33	h2	201	CYC	C2C-C1C-NC	3.04	110.89	108.27
33	fK	201	CYC	C2C-C1C-NC	3.04	110.89	108.27
33	jA	201	CYC	C4A-C3A-C2A	-3.04	103.02	106.51
33	BB	1001	CYC	C1B-NB-C4B	-3.04	106.80	110.67
33	B4	1001	CYC	C1B-NB-C4B	-3.04	106.80	110.67
36	ID	101	CLA	O2D-CGD-O1D	-3.04	117.89	123.84
33	jJ	201	CYC	C2C-C1C-NC	3.04	110.89	108.27
33	nK	202	CYC	C4D-C3D-C2D	-3.04	104.03	107.62
36	aE	406	CLA	CMB-C2B-C1B	-3.04	120.74	125.37
42	BE	620	LHG	O8-C23-C24	3.04	121.44	111.91
33	hI	201	CYC	C2C-C1C-NC	3.04	110.89	108.27
33	3F	101	CYC	OC-C1C-NC	3.04	128.62	124.94
43	bE	617	BCR	C15-C16-C17	-3.04	117.25	123.47
33	b9	201	CYC	CAA-C2A-C1A	3.04	130.38	125.01
33	w4	201	CYC	C4D-C3D-C2D	-3.04	104.03	107.62
33	W4	201	CYC	C4A-C3A-C2A	-3.04	103.02	106.51
33	fC	201	CYC	C4A-C3A-C2A	-3.04	103.02	106.51
36	cD	503	CLA	CHB-C4A-NA	3.04	128.71	124.51
33	qB	201	CYC	CHD-C4C-NC	3.04	128.81	125.20
33	j9	201	CYC	CAA-C2A-C1A	3.04	130.38	125.01
33	j6	201	CYC	C4A-C3A-C2A	-3.04	103.02	106.51
33	7L	201	CYC	CAA-CBA-CGA	3.04	120.14	113.60
36	aD	406	CLA	CAA-C2A-C3A	-3.04	104.47	112.78
33	h3	201	CYC	C2C-C1C-NC	3.04	110.89	108.27
33	dJ	201	CYC	C2C-C1C-NC	3.04	110.89	108.27
33	h5	201	CYC	CAA-C2A-C1A	3.04	130.38	125.01
36	aD	406	CLA	CMB-C2B-C1B	-3.04	120.75	125.37
36	aE	406	CLA	CAA-C2A-C3A	-3.04	104.47	112.78
33	W4	201	CYC	CMA-C3A-C4A	3.04	129.74	125.06
40	jD	101	LMT	C3'-C4'-C5'	-3.03	103.97	110.93

Continued on next page...

Continued from previous page...

Mol	Chain	Res	Type	Atoms	Z	Observed(^{o})	Ideal(^{o})
43	BD	616	BCR	C15-C16-C17	-3.03	117.26	123.47
36	bD	611	CLA	CHB-C4A-NA	3.03	128.71	124.51
33	j2	201	CYC	C4A-C3A-C2A	-3.03	103.02	106.51
33	7G	201	CYC	C1B-C2B-C3B	-3.03	104.70	107.87
36	aE	404	CLA	C1-O2A-CGA	3.03	126.11	116.11
33	GL	201	CYC	C4D-C3D-C2D	-3.03	104.03	107.62
36	d1	405	CLA	CHB-C4A-NA	3.03	128.71	124.51
43	bD	617	BCR	C15-C16-C17	-3.03	117.26	123.47
40	jE	101	LMT	C3'-C4'-C5'	-3.03	103.97	110.93
33	nF	202	CYC	C1B-C2B-C3B	-3.03	104.71	107.87
33	nK	202	CYC	C1B-C2B-C3B	-3.03	104.71	107.87
33	h3	201	CYC	C4A-C3A-C2A	-3.03	103.03	106.51
33	hJ	201	CYC	C4A-C3A-C2A	-3.03	103.03	106.51
33	v4	201	CYC	C1D-C2D-C3D	-3.03	103.93	107.79
33	MG	201	CYC	CHA-C1A-C2A	-3.03	118.30	125.32
36	cD	512	CLA	CMB-C2B-C1B	-3.03	120.75	125.37
33	jJ	201	CYC	CAA-C2A-C1A	3.03	130.37	125.01
33	jH	201	CYC	CAA-C2A-C1A	3.03	130.37	125.01
33	jI	201	CYC	CAA-C2A-C1A	3.03	130.37	125.01
33	q4	201	CYC	CHD-C4C-NC	3.03	128.81	125.20
33	hA	201	CYC	OB-C4B-C3B	-3.03	124.75	128.04
43	k1	102	BCR	C24-C23-C22	-3.03	121.66	126.23
36	a1	407	CLA	CAA-C2A-C3A	-3.03	104.48	112.78
43	bD	616	BCR	C38-C26-C25	-3.03	121.12	124.53
36	c1	514	CLA	CHB-C4A-NA	3.03	128.70	124.51
33	d9	201	CYC	C2C-C1C-NC	3.03	110.89	108.27
37	D1	407	PL9	C25-C24-C26	3.03	120.37	115.27
33	dA	201	CYC	C2C-C1C-NC	3.03	110.88	108.27
33	j8	201	CYC	CAA-C2A-C1A	3.03	130.37	125.01
36	BD	609	CLA	CHB-C4A-NA	3.03	128.70	124.51
33	WG	201	CYC	C2A-C1A-NA	3.03	114.45	110.05
33	nF	202	CYC	C4D-C3D-C2D	-3.03	104.04	107.62
43	bE	616	BCR	C24-C23-C22	-3.03	121.66	126.23
33	l2	201	CYC	C2C-C1C-NC	3.03	110.88	108.27
33	jI	201	CYC	C2C-C1C-NC	3.03	110.88	108.27
33	jC	201	CYC	CAA-C2A-C1A	3.03	130.36	125.01
37	DD	408	PL9	C25-C24-C26	3.03	120.36	115.27
33	TL	201	CYC	CMB-C2B-C1B	3.03	127.95	124.17
33	j6	201	CYC	C2C-C1C-NC	3.03	110.88	108.27
36	aD	404	CLA	C1-O2A-CGA	3.03	126.08	116.11
36	DD	405	CLA	CHB-C4A-NA	3.02	128.69	124.51
33	hA	201	CYC	C4A-C3A-C2A	-3.02	103.03	106.51

Continued on next page...

Continued from previous page...

Mol	Chain	Res	Type	Atoms	Z	Observed(^{o})	Ideal(^{o})
36	IE	101	CLA	O2D-CGD-O1D	-3.02	117.92	123.84
33	h5	201	CYC	C2C-C1C-NC	3.02	110.88	108.27
36	a1	405	CLA	C1-O2A-CGA	3.02	126.07	116.11
33	NG	201	CYC	C1B-CHB-C4A	3.02	135.47	128.08
33	d5	201	CYC	C2C-C1C-NC	3.02	110.88	108.27
43	BE	617	BCR	C15-C14-C13	-3.02	123.00	127.31
33	NL	201	CYC	C1B-CHB-C4A	3.02	135.47	128.08
36	B1	609	CLA	CHB-C4A-NA	3.02	128.69	124.51
33	f7	201	CYC	C4A-C3A-C2A	-3.02	103.04	106.51
33	VG	201	CYC	CHB-C4A-C3A	3.02	132.67	124.90
33	j9	201	CYC	C2C-C1C-NC	3.02	110.88	108.27
33	lC	201	CYC	C2C-C1C-NC	3.02	110.88	108.27
33	g9	202	CYC	CMB-C2B-C1B	3.02	127.94	124.17
33	V4	201	CYC	CMD-C2D-C3D	-3.02	119.07	125.61
33	ML	201	CYC	CHA-C1A-C2A	-3.02	118.33	125.32
33	nK	202	CYC	C4A-C3A-C2A	-3.02	103.04	106.51
33	h7	201	CYC	OB-C4B-C3B	-3.02	124.76	128.04
33	7G	201	CYC	CAA-CBA-CGA	3.02	120.10	113.60
36	cD	514	CLA	CHB-C4A-NA	3.02	128.69	124.51
33	GL	201	CYC	CHA-C1A-C2A	-3.02	118.33	125.32
33	KG	201	CYC	CMB-C2B-C1B	3.02	127.94	124.17
36	cE	512	CLA	CMB-C2B-C1B	-3.02	120.77	125.37
36	cE	514	CLA	CHB-C4A-NA	3.02	128.69	124.51
33	VB	201	CYC	CMD-C2D-C3D	-3.02	119.08	125.61
36	bE	612	CLA	CAA-C2A-C3A	-3.02	104.52	112.78
43	bE	616	BCR	C15-C16-C17	-3.02	117.29	123.47
33	kF	201	CYC	C2A-C1A-NA	3.02	114.44	110.05
36	c1	512	CLA	CMB-C2B-C1B	-3.02	120.77	125.37
33	VL	201	CYC	CHB-C4A-C3A	3.02	132.66	124.90
33	f6	201	CYC	C4A-C3A-C2A	-3.02	103.05	106.51
36	a1	407	CLA	CMB-C2B-C1B	-3.02	120.78	125.37
33	jA	201	CYC	CAA-C2A-C1A	3.02	130.34	125.01
43	B1	615	BCR	C24-C23-C22	-3.02	121.68	126.23
36	DE	405	CLA	CHB-C4A-NA	3.01	128.68	124.51
33	j7	201	CYC	CAA-C2A-C1A	3.01	130.34	125.01
33	PL	201	CYC	CHB-C4A-C3A	3.01	132.65	124.90
43	bE	616	BCR	C38-C26-C25	-3.01	121.14	124.53
36	bE	611	CLA	CHB-C4A-NA	3.01	128.68	124.51
33	j3	201	CYC	CAA-C2A-C1A	3.01	130.34	125.01
40	j1	101	LMT	C3'-C4'-C5'	-3.01	104.02	110.93
33	jH	201	CYC	C2C-C1C-NC	3.01	110.87	108.27
33	PG	201	CYC	CHB-C4A-C3A	3.01	132.65	124.90

Continued on next page...

Continued from previous page...

Mol	Chain	Res	Type	Atoms	Z	Observed(^{o})	Ideal(^{o})
33	GG	201	CYC	CHA-C1A-C2A	-3.01	118.35	125.32
36	dE	405	CLA	CHB-C4A-NA	3.01	128.68	124.51
43	b1	616	BCR	C38-C26-C25	-3.01	121.14	124.53
33	jA	201	CYC	C2C-C1C-NC	3.01	110.87	108.27
33	TG	201	CYC	C4A-C3A-C2A	-3.01	103.05	106.51
36	bD	612	CLA	CAA-C2A-C3A	-3.01	104.53	112.78
33	j5	201	CYC	CAA-C2A-C1A	3.01	130.34	125.01
33	MF	201	CYC	C4D-C3D-C2D	-3.01	104.06	107.62
33	GG	201	CYC	C4D-C3D-C2D	-3.01	104.06	107.62
33	nF	202	CYC	C4A-C3A-C2A	-3.01	103.05	106.51
33	d2	201	CYC	C2C-C1C-NC	3.01	110.87	108.27
33	kK	201	CYC	C2A-C1A-NA	3.01	114.43	110.05
33	TL	201	CYC	C4A-C3A-C2A	-3.01	103.05	106.51
33	B4	1001	CYC	C1A-C2A-C3A	-3.01	103.45	106.78
33	f8	201	CYC	CHA-C4D-C3D	-3.01	120.36	127.15
43	BD	615	BCR	C38-C26-C25	-3.01	121.15	124.53
36	B1	610	CLA	CHB-C4A-NA	3.01	128.67	124.51
33	l3	201	CYC	C2C-C1C-NC	3.01	110.87	108.27
33	h9	201	CYC	OB-C4B-C3B	-3.01	124.78	128.04
33	f3	201	CYC	CHA-C4D-C3D	-3.01	120.36	127.15
33	KL	201	CYC	CHD-C1D-ND	-3.01	118.43	125.32
36	D1	404	CLA	CHB-C4A-NA	3.01	128.67	124.51
33	d7	201	CYC	CHA-C4D-C3D	-3.01	120.36	127.15
33	lJ	201	CYC	C2C-C1C-NC	3.01	110.87	108.27
33	KL	201	CYC	CMB-C2B-C1B	3.01	127.92	124.17
33	d3	201	CYC	C2C-C1C-NC	3.01	110.86	108.27
33	BB	1001	CYC	C1A-C2A-C3A	-3.01	103.45	106.78
33	lA	201	CYC	CHA-C4D-C3D	-3.01	120.37	127.15
36	bD	606	CLA	CHB-C4A-NA	3.01	128.67	124.51
33	fI	201	CYC	CHA-C4D-C3D	-3.01	120.37	127.15
33	f6	201	CYC	CHA-C4D-C3D	-3.01	120.37	127.15
33	hJ	201	CYC	OB-C4B-C3B	-3.01	124.78	128.04
36	cE	514	CLA	CMB-C2B-C1B	-3.01	120.79	125.37
33	l8	201	CYC	CHA-C4D-C3D	-3.01	120.37	127.15
33	fJ	201	CYC	CHA-C4D-C3D	-3.00	120.37	127.15
38	AE	407	SQD	C45-O47-C7	-3.00	110.39	117.79
33	j7	201	CYC	C2C-C1C-NC	3.00	110.86	108.27
33	lA	201	CYC	C2C-C1C-NC	3.00	110.86	108.27
33	JK	201	CYC	C2D-C1D-ND	3.00	111.62	107.40
33	Q4	201	CYC	C4D-C3D-C2D	-3.00	104.07	107.62
33	4L	201	CYC	CHB-C1B-C2B	-3.00	121.00	126.95
33	j2	201	CYC	C2C-C1C-NC	3.00	110.86	108.27

Continued on next page...

Continued from previous page...

Mol	Chain	Res	Type	Atoms	Z	Observed(^{o})	Ideal(^{o})
33	l9	201	CYC	C2C-C1C-NC	3.00	110.86	108.27
33	AL	201	CYC	C1B-CHB-C4A	-3.00	120.75	128.08
33	hA	201	CYC	C2C-C1C-NC	3.00	110.86	108.27
33	zB	201	CYC	CHD-C4C-NC	3.00	128.77	125.20
33	g2	202	CYC	CMB-C2B-C1B	3.00	127.91	124.17
33	d6	201	CYC	C2C-C1C-NC	3.00	110.86	108.27
33	MK	201	CYC	C4D-C3D-C2D	-3.00	104.07	107.62
33	lI	201	CYC	CHA-C4D-C3D	-3.00	120.38	127.15
33	hI	201	CYC	OB-C4B-C3B	-3.00	124.78	128.04
33	l8	201	CYC	C2C-C1C-NC	3.00	110.86	108.27
33	lH	201	CYC	C2C-C1C-NC	3.00	110.86	108.27
36	b1	612	CLA	CAA-C2A-C3A	-3.00	104.56	112.78
36	bE	604	CLA	CHD-C1D-ND	-3.00	121.70	124.45
36	cD	514	CLA	CMB-C2B-C1B	-3.00	120.80	125.37
36	dE	403	CLA	CMB-C2B-C3B	3.00	133.85	126.59
43	CD	519	BCR	C16-C17-C18	-3.00	123.03	127.31
43	b1	616	BCR	C15-C16-C17	-3.00	117.33	123.47
33	KG	201	CYC	CHD-C1D-ND	-3.00	118.45	125.32
36	BE	610	CLA	CHB-C4A-NA	3.00	128.66	124.51
33	QB	201	CYC	C4D-C3D-C2D	-3.00	104.08	107.62
36	bE	608	CLA	CHB-C1B-NB	3.00	127.43	124.26
33	h5	201	CYC	OB-C4B-C3B	-3.00	124.79	128.04
43	bD	616	BCR	C15-C16-C17	-3.00	117.33	123.47
33	fC	201	CYC	CHA-C4D-C3D	-3.00	120.39	127.15
33	l3	201	CYC	CHA-C4D-C3D	-3.00	120.39	127.15
33	d6	201	CYC	CHA-C4D-C3D	-3.00	120.39	127.15
33	lC	201	CYC	CHA-C4D-C3D	-3.00	120.39	127.15
33	jC	201	CYC	C2C-C1C-NC	3.00	110.86	108.27
36	CD	505	CLA	O2D-CGD-O1D	-3.00	117.98	123.84
33	AG	201	CYC	C1B-CHB-C4A	-3.00	120.76	128.08
36	BD	610	CLA	CHB-C4A-NA	3.00	128.66	124.51
33	wB	201	CYC	OC-C1C-C2C	-3.00	123.79	126.17
38	A1	407	SQD	C45-O47-C7	-3.00	110.42	117.79
38	C1	501	SQD	O7-S-C6	3.00	110.50	106.94
33	lJ	201	CYC	CHA-C4D-C3D	-3.00	120.39	127.15
38	CD	501	SQD	O7-S-C6	2.99	110.50	106.94
33	fH	201	CYC	CHA-C4D-C3D	-2.99	120.39	127.15
36	d1	403	CLA	CMB-C2B-C3B	2.99	133.84	126.59
33	PG	201	CYC	C2A-C1A-NA	2.99	114.40	110.05
33	hH	201	CYC	OB-C4B-C3B	-2.99	124.79	128.04
36	BD	606	CLA	CHB-C1B-NB	2.99	127.42	124.26
33	f9	201	CYC	CHA-C4D-C3D	-2.99	120.40	127.15

Continued on next page...

Continued from previous page...

Mol	Chain	Res	Type	Atoms	Z	Observed(^{o})	Ideal(^{o})
43	C1	519	BCR	C16-C17-C18	-2.99	123.04	127.31
33	hJ	201	CYC	C2C-C1C-NC	2.99	110.85	108.27
33	lH	201	CYC	CHA-C4D-C3D	-2.99	120.40	127.15
33	l9	201	CYC	OB-C4B-C3B	-2.99	124.80	128.04
36	BD	611	CLA	CAA-C2A-C3A	-2.99	104.59	112.78
33	PL	201	CYC	OB-C4B-NB	-2.99	118.13	125.08
33	PG	201	CYC	OB-C4B-NB	-2.99	118.13	125.08
33	4G	201	CYC	CHB-C1B-C2B	-2.99	121.03	126.95
33	f2	201	CYC	CHA-C4D-C3D	-2.99	120.41	127.15
33	d3	201	CYC	CHA-C4D-C3D	-2.99	120.41	127.15
33	VG	201	CYC	C1D-C2D-C3D	-2.99	103.98	107.79
36	BE	611	CLA	CAA-C2A-C3A	-2.99	104.59	112.78
33	d9	201	CYC	CHA-C4D-C3D	-2.99	120.41	127.15
33	l6	201	CYC	OB-C4B-C3B	-2.99	124.80	128.04
45	DE	403	PHO	C9-C8-C10	2.99	122.11	111.29
33	OL	201	CYC	C1D-C2D-C3D	-2.99	103.98	107.79
36	CE	505	CLA	O2D-CGD-O1D	-2.99	118.00	123.84
36	dD	403	CLA	CMB-C2B-C3B	2.99	133.82	126.59
43	CE	519	BCR	C16-C17-C18	-2.99	123.05	127.31
36	B1	604	CLA	O2D-CGD-O1D	-2.99	118.00	123.84
33	h8	201	CYC	OB-C4B-C3B	-2.99	124.80	128.04
33	l8	201	CYC	OB-C4B-C3B	-2.99	124.80	128.04
33	l5	201	CYC	CHA-C4D-C3D	-2.99	120.41	127.15
33	f7	201	CYC	CHA-C4D-C3D	-2.99	120.41	127.15
33	fK	201	CYC	C2A-C1A-NA	2.99	114.39	110.05
33	j5	201	CYC	OB-C4B-C3B	-2.99	124.80	128.04
33	l7	201	CYC	CHA-C4D-C3D	-2.99	120.41	127.15
33	fF	201	CYC	C2A-C1A-NA	2.99	114.39	110.05
33	PL	201	CYC	C2A-C1A-NA	2.98	114.39	110.05
33	JF	201	CYC	C2D-C1D-ND	2.98	111.59	107.40
36	BE	606	CLA	CHB-C1B-NB	2.98	127.42	124.26
36	c1	514	CLA	CMB-C2B-C1B	-2.98	120.83	125.37
33	l7	201	CYC	C2C-C1C-NC	2.98	110.84	108.27
33	j8	201	CYC	C2C-C1C-NC	2.98	110.84	108.27
33	dI	201	CYC	CHA-C4D-C3D	-2.98	120.42	127.15
38	AD	407	SQD	C45-O47-C7	-2.98	110.45	117.79
36	C1	505	CLA	O2D-CGD-O1D	-2.98	118.01	123.84
33	d6	201	CYC	OB-C4B-C3B	-2.98	124.80	128.04
33	lJ	201	CYC	OB-C4B-C3B	-2.98	124.80	128.04
43	i1	101	BCR	C33-C5-C4	2.98	119.34	113.62
33	dH	201	CYC	CHA-C4D-C3D	-2.98	120.42	127.15
44	HE	102	DGD	O1G-C1A-C2A	2.98	121.27	111.91

Continued on next page...

Continued from previous page...

Mol	Chain	Res	Type	Atoms	Z	Observed(^{o})	Ideal(^{o})
33	mF	201	CYC	CHB-C4A-C3A	2.98	132.57	124.90
33	HG	201	CYC	CBD-CAD-C3D	-2.98	104.34	112.63
33	l5	201	CYC	OB-C4B-C3B	-2.98	124.81	128.04
33	l7	201	CYC	OB-C4B-C3B	-2.98	124.81	128.04
33	d2	201	CYC	CHA-C4D-C3D	-2.98	120.42	127.15
33	j5	201	CYC	C2C-C1C-NC	2.98	110.84	108.27
36	b1	608	CLA	CHB-C1B-NB	2.98	127.41	124.26
33	rB	201	CYC	CHA-C4D-ND	-2.98	118.49	125.32
33	OG	201	CYC	C1D-C2D-C3D	-2.98	103.99	107.79
33	dC	201	CYC	CHA-C4D-C3D	-2.98	120.43	127.15
36	bD	608	CLA	CHB-C1B-NB	2.98	127.41	124.26
33	lI	201	CYC	C2C-C1C-NC	2.98	110.84	108.27
33	r4	201	CYC	CHB-C1B-C2B	-2.98	121.04	126.95
36	BE	608	CLA	CMB-C2B-C3B	2.98	133.81	126.59
36	c1	512	CLA	C2A-C1A-CHA	2.98	129.07	123.86
33	mK	201	CYC	CHB-C4A-C3A	2.98	132.56	124.90
33	l2	201	CYC	CHA-C4D-C3D	-2.98	120.43	127.15
33	fA	201	CYC	CHA-C4D-C3D	-2.98	120.43	127.15
33	h3	201	CYC	OB-C4B-C3B	-2.98	124.81	128.04
33	ML	201	CYC	OC-C1C-C2C	-2.98	123.80	126.17
36	B1	614	CLA	C3B-C4B-NB	-2.98	107.75	110.52
36	BD	604	CLA	O2D-CGD-O1D	-2.98	118.01	123.84
33	f5	201	CYC	CHA-C4D-C3D	-2.98	120.43	127.15
36	b1	606	CLA	O2D-CGD-O1D	-2.98	118.01	123.84
33	rB	201	CYC	CHB-C1B-C2B	-2.98	121.05	126.95
43	B1	615	BCR	C38-C26-C25	-2.98	121.18	124.53
33	lH	201	CYC	OB-C4B-C3B	-2.98	124.81	128.04
33	HG	201	CYC	CHB-C4A-C3A	-2.98	117.24	124.90
33	C4	1001	CYC	CAC-C3C-C4C	-2.98	105.03	112.67
33	dJ	201	CYC	CHA-C4D-C3D	-2.98	120.43	127.15
36	BD	608	CLA	CMB-C2B-C3B	2.98	133.80	126.59
33	mF	201	CYC	C1D-C2D-C3D	-2.98	104.00	107.79
33	MG	201	CYC	OC-C1C-C2C	-2.98	123.81	126.17
36	B1	608	CLA	CMB-C2B-C3B	2.98	133.79	126.59
43	CE	516	BCR	C27-C26-C25	-2.98	118.41	122.73
33	y4	201	CYC	C4D-C3D-C2D	-2.98	104.10	107.62
38	CE	501	SQD	O7-S-C6	2.98	110.47	106.94
33	dA	201	CYC	CHA-C4D-C3D	-2.98	120.44	127.15
33	dJ	201	CYC	OB-C4B-C3B	-2.97	124.81	128.04
36	B1	611	CLA	CAA-C2A-C3A	-2.97	104.63	112.78
33	l6	201	CYC	CHA-C4D-C3D	-2.97	120.44	127.15
33	HL	201	CYC	CHB-C4A-C3A	-2.97	117.25	124.90

Continued on next page...

Continued from previous page...

Mol	Chain	Res	Type	Atoms	Z	Observed(^{o})	Ideal(^{o})
33	Q4	201	CYC	OC-C1C-C2C	-2.97	123.81	126.17
33	hA	201	CYC	CHA-C4D-C3D	-2.97	120.44	127.15
44	HD	102	DGD	O1G-C1A-C2A	2.97	121.24	111.91
36	bD	604	CLA	CHD-C1D-ND	-2.97	121.72	124.45
44	H1	102	DGD	O1G-C1A-C2A	2.97	121.24	111.91
33	gK	201	CYC	C4A-C3A-C2A	-2.97	103.09	106.51
36	BE	604	CLA	O2D-CGD-O1D	-2.97	118.03	123.84
44	CD	517	DGD	O2G-C1B-C2B	2.97	117.91	111.50
36	b1	606	CLA	CHB-C4A-NA	2.97	128.62	124.51
33	MK	201	CYC	C1B-CHB-C4A	2.97	135.34	128.08
33	PL	201	CYC	OB-C4B-C3B	-2.97	124.82	128.04
33	lI	201	CYC	OB-C4B-C3B	-2.97	124.82	128.04
33	BB	1001	CYC	C2A-C1A-NA	2.97	114.37	110.05
33	lA	201	CYC	OB-C4B-C3B	-2.97	124.82	128.04
33	l9	201	CYC	CHA-C4D-C3D	-2.97	120.45	127.15
33	HL	201	CYC	CBD-CAD-C3D	-2.97	104.38	112.63
43	c1	515	BCR	C33-C5-C6	-2.97	121.19	124.53
33	eK	201	CYC	C4D-ND-C1D	-2.97	104.49	109.79
33	mK	201	CYC	C1D-C2D-C3D	-2.97	104.01	107.79
33	B4	1002	CYC	CAC-C3C-C4C	-2.97	105.05	112.67
36	B1	606	CLA	CHB-C1B-NB	2.97	127.40	124.26
44	CE	517	DGD	O2G-C1B-C2B	2.97	117.90	111.50
36	bE	606	CLA	O2D-CGD-O1D	-2.97	118.03	123.84
33	MF	201	CYC	C1B-CHB-C4A	2.97	135.33	128.08
43	B1	616	BCR	C7-C8-C9	-2.97	121.75	126.23
43	iD	102	BCR	C33-C5-C4	2.97	119.31	113.62
33	S4	201	CYC	CHD-C4C-NC	2.97	128.73	125.20
33	h6	201	CYC	OB-C4B-C3B	-2.97	124.82	128.04
36	bD	606	CLA	O2D-CGD-O1D	-2.97	118.04	123.84
33	Y4	201	CYC	C1D-C2D-C3D	-2.96	104.01	107.79
33	B4	1001	CYC	C2A-C1A-NA	2.96	114.36	110.05
33	d5	201	CYC	CHA-C4D-C3D	-2.96	120.46	127.15
36	C1	505	CLA	C2A-C1A-CHA	2.96	129.04	123.86
36	cE	505	CLA	CHB-C4A-NA	2.96	128.61	124.51
33	rB	201	CYC	CAD-C3D-C2D	-2.96	120.28	127.07
33	jC	201	CYC	CHA-C4D-C3D	-2.96	120.47	127.15
33	a4	201	CYC	C4D-CHA-C1A	2.96	134.93	128.28
37	DE	408	PL9	C20-C19-C21	2.96	120.25	115.27
33	d8	201	CYC	CHA-C4D-C3D	-2.96	120.47	127.15
43	b1	616	BCR	C16-C17-C18	-2.96	123.08	127.31
33	V4	201	CYC	C1D-C2D-C3D	-2.96	104.02	107.79
33	PB	201	CYC	CHA-C1A-NA	-2.96	118.41	124.58

Continued on next page...

Continued from previous page...

Mol	Chain	Res	Type	Atoms	Z	Observed(^{o})	Ideal(^{o})
33	CB	1001	CYC	CAC-C3C-C4C	-2.96	105.07	112.67
33	LG	201	CYC	CMB-C2B-C3B	2.96	134.16	126.12
33	LL	201	CYC	CMB-C2B-C3B	2.96	134.16	126.12
33	BB	1002	CYC	CAC-C3C-C4C	-2.96	105.07	112.67
33	r4	201	CYC	CAD-C3D-C2D	-2.96	120.28	127.07
33	QB	201	CYC	OC-C1C-C2C	-2.96	123.82	126.17
33	yB	201	CYC	C4D-C3D-C2D	-2.96	104.12	107.62
33	AG	201	CYC	C4A-C3A-C2A	-2.96	103.11	106.51
33	d2	201	CYC	OB-C4B-C3B	-2.96	124.83	128.04
33	r4	201	CYC	CHA-C4D-ND	-2.96	118.54	125.32
37	D1	407	PL9	C20-C19-C21	2.96	120.25	115.27
36	CD	515	CLA	CHB-C4A-NA	2.96	128.61	124.51
33	d8	201	CYC	OB-C4B-C3B	-2.96	124.83	128.04
36	b1	604	CLA	CHD-C1D-ND	-2.96	121.73	124.45
33	9F	201	CYC	C4D-ND-C1D	-2.96	104.51	109.79
47	V1	201	HEM	C4D-ND-C1D	2.96	108.13	105.07
37	DD	408	PL9	C20-C19-C21	2.96	120.25	115.27
43	bD	616	BCR	C16-C17-C18	-2.96	123.09	127.31
33	VL	201	CYC	C1D-C2D-C3D	-2.96	104.02	107.79
36	CD	505	CLA	C2A-C1A-CHA	2.96	129.03	123.86
33	aB	201	CYC	C4D-CHA-C1A	2.96	134.91	128.28
43	kE	102	BCR	C2-C1-C6	2.96	115.03	110.48
36	c1	505	CLA	CMB-C2B-C3B	2.96	133.75	126.59
44	C1	517	DGD	O2G-C1B-C2B	2.96	117.87	111.50
33	SB	201	CYC	CHD-C4C-NC	2.96	128.72	125.20
36	C1	515	CLA	CHB-C4A-NA	2.96	128.60	124.51
33	l6	201	CYC	C2C-C1C-NC	2.96	110.82	108.27
33	1L	201	CYC	C2D-C1D-ND	2.96	111.56	107.40
33	h6	201	CYC	CHA-C4D-C3D	-2.96	120.48	127.15
36	c1	507	CLA	CHB-C4A-NA	2.96	128.60	124.51
36	c1	506	CLA	C3B-C4B-NB	-2.96	107.77	110.52
33	PG	201	CYC	OB-C4B-C3B	-2.96	124.83	128.04
33	hC	201	CYC	OB-C4B-C3B	-2.96	124.83	128.04
43	iE	102	BCR	C33-C5-C4	2.96	119.29	113.62
33	QG	201	CYC	C4A-C3A-C2A	-2.95	103.11	106.51
36	CE	515	CLA	CHB-C4A-NA	2.95	128.60	124.51
33	P4	201	CYC	CHA-C1A-NA	-2.95	118.43	124.58
33	t4	1001	CYC	CHB-C4A-C3A	2.95	132.50	124.90
43	cE	515	BCR	C33-C5-C6	-2.95	121.21	124.53
33	VB	201	CYC	C1D-C2D-C3D	-2.95	104.03	107.79
33	h5	201	CYC	CHA-C4D-C3D	-2.95	120.49	127.15
33	f6	201	CYC	C4D-C3D-C2D	-2.95	104.13	107.62

Continued on next page...

Continued from previous page...

Mol	Chain	Res	Type	Atoms	Z	Observed(^{o})	Ideal(^{o})
43	bE	616	BCR	C16-C17-C18	-2.95	123.10	127.31
43	BE	615	BCR	C38-C26-C27	2.95	119.29	113.62
45	d1	402	PHO	CMB-C2B-C3B	2.95	130.20	124.68
33	jK	201	CYC	CHA-C1A-C2A	-2.95	118.49	125.32
33	9K	201	CYC	C4D-ND-C1D	-2.95	104.52	109.79
36	bE	615	CLA	C3B-C4B-NB	-2.95	107.78	110.52
33	eF	201	CYC	C4D-ND-C1D	-2.95	104.52	109.79
33	h2	201	CYC	CHA-C4D-C3D	-2.95	120.49	127.15
33	h7	201	CYC	CHA-C4D-C3D	-2.95	120.49	127.15
33	LK	201	CYC	C2C-C1C-NC	2.95	110.82	108.27
33	dH	201	CYC	OB-C4B-C3B	-2.95	124.84	128.04
36	cD	508	CLA	CHC-C4B-NB	2.95	127.38	124.26
36	C1	510	CLA	C3D-C4D-ND	2.95	115.01	110.24
36	CD	513	CLA	CMB-C2B-C1B	-2.95	120.88	125.37
33	sB	201	CYC	C4D-ND-C1D	-2.95	104.53	109.79
33	jF	201	CYC	CHA-C1A-C2A	-2.95	118.49	125.32
33	lC	201	CYC	OB-C4B-C3B	-2.95	124.84	128.04
33	gF	201	CYC	C4A-C3A-C2A	-2.95	103.12	106.51
36	CD	505	CLA	CHB-C4A-NA	2.95	128.59	124.51
33	bJ	201	CYC	CHA-C4D-C3D	-2.95	120.50	127.15
33	kK	201	CYC	CMB-C2B-C1B	2.95	127.85	124.17
33	dI	201	CYC	OB-C4B-C3B	-2.95	124.84	128.04
36	c1	504	CLA	CHB-C4A-NA	2.95	128.59	124.51
33	1G	201	CYC	C2D-C1D-ND	2.95	111.54	107.40
43	cD	515	BCR	C33-C5-C6	-2.95	121.22	124.53
33	l2	201	CYC	OB-C4B-C3B	-2.95	124.84	128.04
33	d5	201	CYC	OB-C4B-C3B	-2.95	124.84	128.04
43	CE	519	BCR	C10-C11-C12	-2.95	114.02	123.22
36	h1	101	CLA	C2A-C1A-CHA	2.95	129.01	123.86
33	TL	201	CYC	CHA-C1A-C2A	-2.95	118.50	125.32
37	d1	408	PL9	C20-C19-C21	2.95	120.23	115.27
33	1L	201	CYC	OB-C4B-C3B	-2.95	124.84	128.04
33	Q4	201	CYC	CHA-C1A-NA	-2.95	118.44	124.58
36	CE	510	CLA	C3D-C4D-ND	2.95	115.00	110.24
33	w4	201	CYC	C2A-C1A-NA	2.95	114.33	110.05
36	cE	508	CLA	CHC-C4B-NB	2.95	127.38	124.26
43	CD	516	BCR	C27-C26-C25	-2.95	118.45	122.73
43	CD	519	BCR	C10-C11-C12	-2.95	114.02	123.22
36	CE	513	CLA	CMB-C2B-C1B	-2.95	120.88	125.37
36	BD	614	CLA	C3B-C4B-NB	-2.94	107.78	110.52
36	BE	614	CLA	C3B-C4B-NB	-2.94	107.78	110.52
33	wB	201	CYC	C2A-C1A-NA	2.94	114.33	110.05

Continued on next page...

Continued from previous page...

Mol	Chain	Res	Type	Atoms	Z	Observed(^{o})	Ideal(^{o})
33	SL	201	CYC	CHD-C1D-C2D	2.94	134.72	127.49
33	Q4	201	CYC	CAA-C2A-C1A	2.94	130.22	125.01
33	SG	201	CYC	CHD-C1D-C2D	2.94	134.72	127.49
43	bE	616	BCR	C38-C26-C27	2.94	119.27	113.62
33	hH	201	CYC	CHA-C4D-C3D	-2.94	120.51	127.15
33	d9	201	CYC	OB-C4B-C3B	-2.94	124.85	128.04
45	a1	413	PHO	C8-C7-C6	-2.94	91.08	113.42
43	bD	616	BCR	C38-C26-C27	2.94	119.27	113.62
33	b5	201	CYC	CHA-C4D-C3D	-2.94	120.51	127.15
33	tB	1001	CYC	CHB-C4A-C3A	2.94	132.47	124.90
33	2G	201	CYC	CHA-C1A-C2A	-2.94	118.51	125.32
33	h2	201	CYC	OB-C4B-C3B	-2.94	124.85	128.04
33	dA	201	CYC	OB-C4B-C3B	-2.94	124.85	128.04
43	bD	617	BCR	C7-C8-C9	-2.94	121.79	126.23
43	CD	520	BCR	C2-C1-C6	2.94	115.01	110.48
33	h9	201	CYC	CHA-C4D-C3D	-2.94	120.51	127.15
36	cD	512	CLA	C2A-C1A-CHA	2.94	129.00	123.86
33	b7	201	CYC	OB-C4B-C3B	-2.94	124.85	128.04
43	b1	617	BCR	C7-C8-C9	-2.94	121.79	126.23
43	C1	519	BCR	C10-C11-C12	-2.94	114.04	123.22
36	C1	510	CLA	CMB-C2B-C1B	-2.94	120.89	125.37
33	j5	201	CYC	CHA-C4D-C3D	-2.94	120.51	127.15
36	hD	101	CLA	C2A-C1A-CHA	2.94	129.00	123.86
36	C1	505	CLA	CHB-C4A-NA	2.94	128.58	124.51
33	AL	201	CYC	C4A-C3A-C2A	-2.94	103.13	106.51
33	LL	201	CYC	CBB-CAB-C3B	-2.94	104.32	112.43
36	CD	510	CLA	CMB-C2B-C1B	-2.94	120.89	125.37
36	CD	510	CLA	C3D-C4D-ND	2.94	115.00	110.24
43	kD	102	BCR	C2-C1-C6	2.94	115.01	110.48
36	cD	506	CLA	C2A-C1A-CHA	2.94	129.00	123.86
33	j3	201	CYC	CHA-C4D-C3D	-2.94	120.52	127.15
43	BE	616	BCR	C7-C8-C9	-2.94	121.79	126.23
33	TG	201	CYC	CHA-C1A-C2A	-2.94	118.52	125.32
33	d3	201	CYC	OB-C4B-C3B	-2.94	124.85	128.04
33	C4	1001	CYC	C1D-C2D-C3D	-2.94	104.05	107.79
33	kF	201	CYC	CMB-C2B-C1B	2.94	127.84	124.17
36	hE	101	CLA	C2A-C1A-CHA	2.94	129.00	123.86
33	LF	201	CYC	C2C-C1C-NC	2.94	110.81	108.27
33	jA	201	CYC	CHA-C4D-C3D	-2.94	120.52	127.15
33	sB	201	CYC	CMA-C3A-C4A	2.94	129.59	125.06
33	h3	201	CYC	CHA-C4D-C3D	-2.94	120.52	127.15
33	j7	201	CYC	CHA-C4D-C3D	-2.94	120.52	127.15

Continued on next page...

Continued from previous page...

Mol	Chain	Res	Type	Atoms	Z	Observed(^{o})	Ideal(^{o})
45	aE	412	PHO	C9-C8-C10	2.94	121.93	111.29
33	2L	201	CYC	CHA-C1A-C2A	-2.94	118.52	125.32
36	cD	506	CLA	CMB-C2B-C3B	2.94	133.71	126.59
33	d7	201	CYC	OB-C4B-C3B	-2.94	124.85	128.04
33	hC	201	CYC	CHA-C4D-C3D	-2.94	120.52	127.15
33	hJ	201	CYC	CHA-C4D-C3D	-2.94	120.52	127.15
33	j2	201	CYC	OB-C4B-C3B	-2.94	124.85	128.04
33	dC	201	CYC	OB-C4B-C3B	-2.94	124.85	128.04
33	bC	201	CYC	CHA-C4D-C3D	-2.94	120.52	127.15
33	bH	201	CYC	CHA-C4D-C3D	-2.94	120.52	127.15
37	dD	408	PL9	C20-C19-C21	2.94	120.21	115.27
43	ZE	102	BCR	C2-C1-C6	2.94	115.00	110.48
36	c1	505	CLA	C2A-C1A-CHA	2.94	128.99	123.86
33	qB	201	CYC	C2A-C1A-NA	2.94	114.32	110.05
43	b1	616	BCR	C38-C26-C27	2.94	119.26	113.62
43	BD	616	BCR	C7-C8-C9	-2.94	121.80	126.23
33	b3	201	CYC	CHA-C4D-C3D	-2.94	120.53	127.15
33	LG	201	CYC	CBB-CAB-C3B	-2.94	104.34	112.43
36	H1	103	CLA	C2A-C1A-CHA	2.94	128.99	123.86
36	CE	505	CLA	C2A-C1A-CHA	2.93	128.99	123.86
33	BB	1002	CYC	CHD-C1D-C2D	-2.93	120.29	127.49
33	jH	201	CYC	CHA-C4D-C3D	-2.93	120.53	127.15
36	cD	505	CLA	CHB-C4A-NA	2.93	128.57	124.51
36	HD	103	CLA	C2A-C1A-CHA	2.93	128.99	123.86
33	l3	201	CYC	OB-C4B-C3B	-2.93	124.86	128.04
38	A1	407	SQD	O48-C23-C24	2.93	121.11	111.91
33	f3	201	CYC	C4D-C3D-C2D	-2.93	104.15	107.62
33	bC	201	CYC	C4D-C3D-C2D	-2.93	104.15	107.62
33	bA	201	CYC	CHA-C4D-C3D	-2.93	120.53	127.15
33	jI	201	CYC	CHA-C4D-C3D	-2.93	120.53	127.15
36	cE	506	CLA	CMB-C2B-C3B	2.93	133.69	126.59
33	SG	201	CYC	CHD-C4C-NC	2.93	128.69	125.20
47	VD	201	HEM	C4D-ND-C1D	2.93	108.10	105.07
33	h8	201	CYC	CHA-C4D-C3D	-2.93	120.53	127.15
33	jJ	201	CYC	CHA-C4D-C3D	-2.93	120.53	127.15
33	hI	201	CYC	CHA-C4D-C3D	-2.93	120.53	127.15
33	AL	201	CYC	C2C-C3C-C4C	-2.93	96.95	101.34
47	EE	101	HEM	CHD-C4C-NC	2.93	127.61	124.44
39	dE	411	LMG	O8-C28-C29	2.93	121.11	111.91
33	bI	201	CYC	CHA-C4D-C3D	-2.93	120.54	127.15
39	C1	521	LMG	O8-C28-C29	2.93	121.11	111.91
36	iD	101	CLA	C3B-C4B-NB	-2.93	107.80	110.52

Continued on next page...

Continued from previous page...

Mol	Chain	Res	Type	Atoms	Z	Observed(^{o})	Ideal(^{o})
33	QL	201	CYC	C4A-C3A-C2A	-2.93	103.14	106.51
33	e8	201	CYC	C1B-C2B-C3B	-2.93	104.81	107.87
33	QB	201	CYC	CAA-C2A-C1A	2.93	130.19	125.01
43	Z1	102	BCR	C2-C1-C6	2.93	114.99	110.48
43	C1	516	BCR	C27-C26-C25	-2.93	118.48	122.73
33	b2	201	CYC	CHA-C4D-C3D	-2.93	120.54	127.15
33	f5	201	CYC	OB-C4B-C3B	-2.93	124.86	128.04
33	1G	201	CYC	OB-C4B-C3B	-2.93	124.86	128.04
36	cE	507	CLA	CHB-C4A-NA	2.93	128.56	124.51
33	b9	201	CYC	CHA-C4D-C3D	-2.93	120.54	127.15
39	CE	520	LMG	O8-C28-C29	2.93	121.10	111.91
43	BD	615	BCR	C38-C26-C27	2.93	119.24	113.62
33	b7	201	CYC	CHA-C4D-C3D	-2.93	120.54	127.15
33	b8	201	CYC	CHA-C4D-C3D	-2.93	120.54	127.15
39	CD	522	LMG	O8-C28-C29	2.93	121.10	111.91
33	j6	201	CYC	OB-C4B-C3B	-2.93	124.86	128.04
33	fJ	201	CYC	C4D-C3D-C2D	-2.93	104.16	107.62
33	BB	1002	CYC	C1D-C2D-C3D	-2.93	104.06	107.79
33	QB	201	CYC	CHA-C1A-NA	-2.93	118.48	124.58
47	f1	101	HEM	C4C-CHD-C1D	-2.93	119.74	126.06
36	b1	608	CLA	CHB-C4A-NA	2.93	128.56	124.51
33	YB	201	CYC	C1D-C2D-C3D	-2.93	104.06	107.79
44	hD	104	DGD	O4D-C4D-C3D	-2.93	103.58	110.35
33	jA	201	CYC	OB-C4B-C3B	-2.93	124.86	128.04
38	AD	407	SQD	O48-C23-C24	2.93	121.09	111.91
36	C1	513	CLA	CMB-C2B-C1B	-2.93	120.91	125.37
33	f2	201	CYC	OB-C4B-C3B	-2.93	124.86	128.04
33	f8	201	CYC	OB-C4B-C3B	-2.93	124.86	128.04
33	jI	201	CYC	OB-C4B-C3B	-2.93	124.86	128.04
47	EE	101	HEM	C4C-CHD-C1D	-2.93	119.75	126.06
33	q4	201	CYC	C2A-C1A-NA	2.93	114.31	110.05
33	iJ	202	CYC	C1B-C2B-C3B	-2.93	104.82	107.87
33	b6	201	CYC	CHA-C4D-C3D	-2.92	120.55	127.15
43	B1	615	BCR	C38-C26-C27	2.92	119.23	113.62
33	AG	201	CYC	C2C-C3C-C4C	-2.92	96.96	101.34
33	j6	201	CYC	CHA-C4D-C3D	-2.92	120.55	127.15
33	jJ	201	CYC	OB-C4B-C3B	-2.92	124.87	128.04
33	SL	201	CYC	CHD-C4C-NC	2.92	128.68	125.20
36	cE	506	CLA	C2A-C1A-CHA	2.92	128.97	123.86
38	D1	413	SQD	O48-C23-C24	2.92	121.08	111.91
33	6L	201	CYC	C4D-ND-C1D	-2.92	104.57	109.79
36	CE	510	CLA	CMB-C2B-C1B	-2.92	120.92	125.37

Continued on next page...

Continued from previous page...

Mol	Chain	Res	Type	Atoms	Z	Observed(^{o})	Ideal(^{o})
43	k1	102	BCR	C2-C1-C6	2.92	114.98	110.48
36	b1	614	CLA	CHB-C4A-NA	2.92	128.55	124.51
39	d1	411	LMG	O8-C28-C29	2.92	121.08	111.91
43	bE	617	BCR	C7-C8-C9	-2.92	121.82	126.23
33	e9	201	CYC	C1B-C2B-C3B	-2.92	104.82	107.87
33	f7	201	CYC	OB-C4B-C3B	-2.92	124.87	128.04
33	fI	201	CYC	OB-C4B-C3B	-2.92	124.87	128.04
33	C4	1001	CYC	CHD-C1D-C2D	-2.92	120.32	127.49
39	D1	410	LMG	O8-C28-C29	2.92	121.08	111.91
33	j2	201	CYC	CHA-C4D-C3D	-2.92	120.56	127.15
33	jH	201	CYC	OB-C4B-C3B	-2.92	124.87	128.04
33	f8	201	CYC	C4D-C3D-C2D	-2.92	104.17	107.62
39	DE	411	LMG	O8-C28-C29	2.92	121.07	111.91
37	dE	408	PL9	C20-C19-C21	2.92	120.18	115.27
33	CB	1001	CYC	C1D-C2D-C3D	-2.92	104.07	107.79
36	BE	606	CLA	CHB-C4A-NA	2.92	128.55	124.51
33	j9	201	CYC	CHA-C4D-C3D	-2.92	120.57	127.15
39	dD	411	LMG	O8-C28-C29	2.92	121.06	111.91
33	B4	1002	CYC	CHD-C1D-C2D	-2.92	120.33	127.49
39	DD	411	LMG	O8-C28-C29	2.92	121.06	111.91
33	WG	201	CYC	C1B-C2B-C3B	-2.92	104.83	107.87
33	R4	201	CYC	CAA-C2A-C1A	2.92	130.17	125.01
33	fC	201	CYC	OB-C4B-C3B	-2.92	124.88	128.04
33	s4	201	CYC	C4D-ND-C1D	-2.92	104.58	109.79
45	A1	412	PHO	C4D-CHA-CBD	-2.92	107.20	108.52
38	AE	407	SQD	O48-C23-C24	2.92	121.06	111.91
36	BD	613	CLA	CHB-C4A-NA	2.92	128.54	124.51
33	d7	201	CYC	C4D-C3D-C2D	-2.92	104.17	107.62
33	s4	201	CYC	CMA-C3A-C4A	2.91	129.55	125.06
33	6G	201	CYC	C4D-ND-C1D	-2.91	104.59	109.79
36	cE	512	CLA	C2A-C1A-CHA	2.91	128.96	123.86
33	e6	201	CYC	C1B-C2B-C3B	-2.91	104.83	107.87
43	h1	105	BCR	C11-C12-C13	-2.91	118.23	126.42
38	DD	414	SQD	O48-C23-C24	2.91	121.05	111.91
43	X1	102	BCR	C11-C12-C13	-2.91	118.23	126.42
36	HE	103	CLA	C2A-C1A-CHA	2.91	128.95	123.86
33	j3	201	CYC	OB-C4B-C3B	-2.91	124.88	128.04
33	fH	201	CYC	OB-C4B-C3B	-2.91	124.88	128.04
36	aE	404	CLA	CHB-C4A-NA	2.91	128.54	124.51
33	j8	201	CYC	CHA-C4D-C3D	-2.91	120.58	127.15
43	CD	516	BCR	C38-C26-C25	-2.91	121.26	124.53
47	ED	101	HEM	C4C-CHD-C1D	-2.91	119.78	126.06

Continued on next page...

Continued from previous page...

Mol	Chain	Res	Type	Atoms	Z	Observed(^{o})	Ideal(^{o})
36	a1	405	CLA	CHB-C4A-NA	2.91	128.54	124.51
33	j8	201	CYC	OB-C4B-C3B	-2.91	124.88	128.04
38	d1	414	SQD	O48-C23-C24	2.91	121.04	111.91
33	CB	1001	CYC	CHD-C1D-C2D	-2.91	120.35	127.49
33	pB	201	CYC	CHA-C1A-C2A	-2.91	118.58	125.32
38	dD	414	SQD	O48-C23-C24	2.91	121.04	111.91
36	b1	615	CLA	C3B-C4B-NB	-2.91	107.81	110.52
38	dE	414	SQD	O48-C23-C24	2.91	121.04	111.91
44	h1	104	DGD	O4D-C4D-C3D	-2.91	103.62	110.35
47	fD	101	HEM	C4C-CHD-C1D	-2.91	119.78	126.06
36	aD	404	CLA	CHB-C4A-NA	2.91	128.53	124.51
33	RB	201	CYC	CAA-C2A-C1A	2.91	130.15	125.01
47	VE	201	HEM	C4D-ND-C1D	2.91	108.08	105.07
33	YK	201	CYC	CMC-C2C-C1C	-2.91	106.13	112.40
33	hF	201	CYC	CMC-C2C-C1C	-2.91	106.13	112.40
43	hD	105	BCR	C11-C12-C13	-2.91	118.25	126.42
38	DE	414	SQD	O48-C23-C24	2.91	121.03	111.91
36	BD	614	CLA	CHB-C1B-NB	2.91	127.33	124.26
33	v4	201	CYC	C1A-C2A-C3A	-2.91	103.56	106.78
33	eF	201	CYC	CMA-C3A-C2A	-2.91	118.23	126.12
33	j9	201	CYC	OB-C4B-C3B	-2.91	124.89	128.04
33	w4	201	CYC	C1A-C2A-C3A	-2.91	103.57	106.78
33	f7	201	CYC	C4D-C3D-C2D	-2.91	104.19	107.62
36	c1	509	CLA	CHC-C4B-NB	2.91	127.33	124.26
33	vB	201	CYC	C1A-C2A-C3A	-2.91	103.57	106.78
44	hE	104	DGD	O4D-C4D-C3D	-2.91	103.63	110.35
38	d1	414	SQD	O9-S-C6	2.91	110.39	106.94
38	dE	414	SQD	O9-S-C6	2.91	110.39	106.94
33	O4	201	CYC	CAC-C3C-C2C	-2.91	107.00	114.26
36	CE	505	CLA	CHB-C4A-NA	2.90	128.53	124.51
33	e3	201	CYC	C1B-C2B-C3B	-2.90	104.84	107.87
33	fC	201	CYC	C4D-C3D-C2D	-2.90	104.19	107.62
45	dD	402	PHO	C8-C7-C6	-2.90	91.38	113.42
33	2G	201	CYC	C4A-C3A-C2A	-2.90	103.17	106.51
33	eK	201	CYC	CMA-C3A-C2A	-2.90	118.23	126.12
33	PG	201	CYC	C4D-C3D-C2D	-2.90	104.19	107.62
33	YF	201	CYC	CMC-C2C-C1C	-2.90	106.14	112.40
33	p4	201	CYC	CHA-C1A-C2A	-2.90	118.60	125.32
33	wB	201	CYC	C1A-C2A-C3A	-2.90	103.57	106.78
33	eJ	201	CYC	C1B-C2B-C3B	-2.90	104.84	107.87
33	f2	201	CYC	C4D-C3D-C2D	-2.90	104.19	107.62
33	j7	201	CYC	OB-C4B-C3B	-2.90	124.89	128.04

Continued on next page...

Continued from previous page...

Mol	Chain	Res	Type	Atoms	Z	Observed(^{o})	Ideal(^{o})
36	bD	615	CLA	C3B-C4B-NB	-2.90	107.82	110.52
33	fA	201	CYC	C4D-C3D-C2D	-2.90	104.19	107.62
36	bD	608	CLA	CHB-C4A-NA	2.90	128.52	124.51
43	XD	102	BCR	C11-C12-C13	-2.90	118.27	126.42
33	fI	201	CYC	C4D-C3D-C2D	-2.90	104.19	107.62
36	cD	507	CLA	CHB-C4A-NA	2.90	128.52	124.51
33	PL	201	CYC	C2C-C1C-NC	2.90	110.77	108.27
47	fE	101	HEM	C4C-CHD-C1D	-2.90	119.80	126.06
33	fA	201	CYC	OB-C4B-C3B	-2.90	124.89	128.04
33	QB	201	CYC	C1B-CHB-C4A	2.90	135.16	128.08
33	2L	201	CYC	C4A-C3A-C2A	-2.90	103.18	106.51
38	BE	621	SQD	O48-C23-C24	2.90	121.00	111.91
36	c1	508	CLA	CHC-C4B-NB	2.90	127.33	124.26
36	B1	613	CLA	CHB-C4A-NA	2.90	128.52	124.51
36	bE	608	CLA	CHB-C4A-NA	2.90	128.52	124.51
33	fH	201	CYC	C4D-C3D-C2D	-2.90	104.20	107.62
43	XE	102	BCR	C11-C12-C13	-2.90	118.28	126.42
38	dD	414	SQD	O9-S-C6	2.90	110.38	106.94
43	CE	516	BCR	C38-C26-C25	-2.90	121.28	124.53
33	gC	301	CYC	C1B-C2B-C3B	-2.90	104.85	107.87
38	BD	621	SQD	O48-C23-C24	2.90	121.00	111.91
38	B1	622	SQD	O48-C23-C24	2.90	120.99	111.91
40	b1	601	LMT	O5'-C1'-O1'	-2.90	103.12	109.97
33	b5	201	CYC	C4D-C3D-C2D	-2.89	104.20	107.62
33	lA	201	CYC	C4D-C3D-C2D	-2.89	104.20	107.62
33	iA	202	CYC	C1B-C2B-C3B	-2.89	104.85	107.87
33	eI	201	CYC	C1B-C2B-C3B	-2.89	104.85	107.87
33	b3	201	CYC	OB-C4B-C3B	-2.89	124.90	128.04
33	bC	201	CYC	OB-C4B-C3B	-2.89	124.90	128.04
33	PL	201	CYC	C4D-C3D-C2D	-2.89	104.20	107.62
33	i2	202	CYC	C1B-C2B-C3B	-2.89	104.85	107.87
33	hK	201	CYC	CMC-C2C-C1C	-2.89	106.17	112.40
33	Q4	201	CYC	C1B-CHB-C4A	2.89	135.15	128.08
36	iE	101	CLA	C3B-C4B-NB	-2.89	107.83	110.52
33	f3	201	CYC	OB-C4B-C3B	-2.89	124.90	128.04
33	bA	201	CYC	OB-C4B-C3B	-2.89	124.90	128.04
33	OB	201	CYC	CAC-C3C-C2C	-2.89	107.03	114.26
36	BE	614	CLA	CHB-C1B-NB	2.89	127.32	124.26
36	BD	606	CLA	CHB-C4A-NA	2.89	128.51	124.51
33	f9	201	CYC	OB-C4B-C3B	-2.89	124.90	128.04
33	dK	201	CYC	CMC-C2C-C1C	-2.89	106.17	112.40
45	DD	401	PHO	C4B-NB-C1B	-2.89	104.35	108.83

Continued on next page...

Continued from previous page...

Mol	Chain	Res	Type	Atoms	Z	Observed(^{o})	Ideal(^{o})
47	E1	101	HEM	C4C-CHD-C1D	-2.89	119.82	126.06
33	b5	201	CYC	OB-C4B-C3B	-2.89	124.90	128.04
33	fJ	201	CYC	OB-C4B-C3B	-2.89	124.90	128.04
33	TB	201	CYC	CHA-C1A-C2A	-2.89	118.63	125.32
33	l8	201	CYC	C4D-C3D-C2D	-2.89	104.20	107.62
33	i5	202	CYC	C1B-C2B-C3B	-2.89	104.86	107.87
33	b9	201	CYC	C4D-C3D-C2D	-2.89	104.21	107.62
33	bA	201	CYC	C4D-C3D-C2D	-2.89	104.21	107.62
44	C1	518	DGD	O1G-C1A-C2A	2.89	120.97	111.91
44	CE	518	DGD	O1G-C1A-C2A	2.89	120.97	111.91
33	dF	201	CYC	CMC-C2C-C1C	-2.89	106.18	112.40
33	k7	201	CYC	C1B-C2B-C3B	-2.89	104.86	107.87
33	iC	202	CYC	C1B-C2B-C3B	-2.89	104.86	107.87
33	bJ	201	CYC	C4D-C3D-C2D	-2.89	104.21	107.62
33	bH	201	CYC	C4D-C3D-C2D	-2.89	104.21	107.62
33	v4	201	CYC	C2C-C1C-NC	2.89	110.76	108.27
40	bD	601	LMT	O5'-C1'-O1'	-2.89	103.14	109.97
33	JG	201	CYC	CHA-C4D-C3D	-2.89	120.64	127.15
33	i8	202	CYC	C1B-C2B-C3B	-2.89	104.86	107.87
36	bE	615	CLA	CHB-C1B-NB	2.89	127.31	124.26
33	l3	201	CYC	C4D-C3D-C2D	-2.89	104.21	107.62
33	eH	201	CYC	C1B-C2B-C3B	-2.89	104.86	107.87
33	b8	201	CYC	OB-C4B-C3B	-2.88	124.91	128.04
33	jC	201	CYC	OB-C4B-C3B	-2.88	124.91	128.04
44	CD	518	DGD	O1G-C1A-C2A	2.88	120.96	111.91
36	CD	507	CLA	C3B-C4B-NB	-2.88	107.84	110.52
40	bE	601	LMT	O5'-C1'-O1'	-2.88	103.14	109.97
47	ED	101	HEM	CHD-C4C-NC	2.88	127.56	124.44
33	V4	201	CYC	C2D-C1D-ND	2.88	111.45	107.40
36	B1	606	CLA	CHB-C4A-NA	2.88	128.50	124.51
33	B4	1002	CYC	C1D-C2D-C3D	-2.88	104.12	107.79
36	bD	608	CLA	CMB-C2B-C3B	2.88	133.57	126.59
36	C1	506	CLA	C2A-C1A-CHA	2.88	128.90	123.86
33	bH	201	CYC	OB-C4B-C3B	-2.88	124.91	128.04
33	AG	201	CYC	CMD-C2D-C1D	2.88	129.78	125.56
33	w4	201	CYC	CAD-CBD-CGD	-2.88	107.40	113.60
47	VE	201	HEM	CAD-CBD-CGD	-2.88	107.40	113.60
33	ML	201	CYC	C4D-C3D-C2D	-2.88	104.21	107.62
33	d9	201	CYC	C4D-C3D-C2D	-2.88	104.21	107.62
36	bD	614	CLA	CHB-C4A-NA	2.88	128.50	124.51
33	WL	201	CYC	C1B-C2B-C3B	-2.88	104.86	107.87
43	hE	105	BCR	C11-C12-C13	-2.88	118.32	126.42

Continued on next page...

Continued from previous page...

Mol	Chain	Res	Type	Atoms	Z	Observed(^{o})	Ideal(^{o})
33	JK	201	CYC	CAD-CBD-CGD	-2.88	107.40	113.60
33	i3	202	CYC	C1B-C2B-C3B	-2.88	104.86	107.87
43	X1	102	BCR	C20-C21-C22	-2.88	123.20	127.31
33	AL	201	CYC	CMD-C2D-C1D	2.88	129.78	125.56
43	cD	519	BCR	C10-C11-C12	-2.88	114.23	123.22
45	DE	401	PHO	C4D-CHA-CBD	-2.88	107.21	108.52
36	B1	614	CLA	CHB-C1B-NB	2.88	127.31	124.26
36	bD	615	CLA	CHB-C1B-NB	2.88	127.31	124.26
43	C1	516	BCR	C38-C26-C25	-2.88	121.29	124.53
33	3F	101	CYC	C1B-NB-C4B	-2.88	107.00	110.67
33	f9	201	CYC	C4D-C3D-C2D	-2.88	104.22	107.62
36	b1	608	CLA	CMB-C2B-C3B	2.88	133.56	126.59
36	CE	507	CLA	C3B-C4B-NB	-2.88	107.84	110.52
43	bE	616	BCR	C23-C24-C25	-2.88	119.12	127.20
33	bI	201	CYC	OB-C4B-C3B	-2.88	124.92	128.04
33	d3	201	CYC	C4D-C3D-C2D	-2.88	104.22	107.62
33	gI	301	CYC	C1B-C2B-C3B	-2.88	104.87	107.87
33	dI	201	CYC	C4D-C3D-C2D	-2.88	104.22	107.62
33	e7	201	CYC	C1B-C2B-C3B	-2.88	104.87	107.87
47	vE	201	HEM	CAD-CBD-CGD	-2.88	107.41	113.60
43	cE	519	BCR	C10-C11-C12	-2.88	114.24	123.22
36	C1	507	CLA	C3B-C4B-NB	-2.88	107.85	110.52
33	i9	202	CYC	C1B-C2B-C3B	-2.88	104.87	107.87
33	JL	201	CYC	CHA-C4D-C3D	-2.88	120.66	127.15
33	sB	201	CYC	C4A-C3A-C2A	-2.88	103.21	106.51
33	JF	201	CYC	CAD-CBD-CGD	-2.88	107.42	113.60
33	e5	201	CYC	C1B-C2B-C3B	-2.87	104.87	107.87
33	dA	201	CYC	C4D-C3D-C2D	-2.87	104.22	107.62
33	dH	201	CYC	C4D-C3D-C2D	-2.87	104.22	107.62
36	BE	613	CLA	CHB-C4A-NA	2.87	128.49	124.51
33	ZF	201	CYC	C2A-C1A-NA	2.87	114.23	110.05
33	v4	201	CYC	C4A-C3A-C2A	-2.87	103.21	106.51
33	b7	201	CYC	C4D-C3D-C2D	-2.87	104.22	107.62
47	v1	201	HEM	C4D-ND-C1D	2.87	108.04	105.07
33	b9	201	CYC	OB-C4B-C3B	-2.87	124.92	128.04
33	nF	201	CYC	CMA-C3A-C4A	2.87	129.49	125.06
33	b3	201	CYC	C4D-C3D-C2D	-2.87	104.23	107.62
45	a1	413	PHO	O2A-CGA-CBA	2.87	120.92	111.91
47	V1	201	HEM	CAD-CBD-CGD	-2.87	107.42	113.60
33	k9	201	CYC	C1B-C2B-C3B	-2.87	104.88	107.87
33	eC	201	CYC	C1B-C2B-C3B	-2.87	104.88	107.87
36	CD	506	CLA	C2A-C1A-CHA	2.87	128.88	123.86

Continued on next page...

Continued from previous page...

Mol	Chain	Res	Type	Atoms	Z	Observed(^{o})	Ideal(^{o})
33	VB	201	CYC	C2D-C1D-ND	2.87	111.43	107.40
33	T4	201	CYC	CHA-C1A-C2A	-2.87	118.68	125.32
33	IF	201	CYC	CMD-C2D-C3D	-2.87	119.40	125.61
33	o4	201	CYC	CMC-C2C-C1C	-2.87	106.22	112.40
36	bE	608	CLA	CMB-C2B-C3B	2.87	133.54	126.59
43	c1	519	BCR	C10-C11-C12	-2.87	114.26	123.22
45	A1	412	PHO	C11-C12-C13	2.87	125.20	115.92
33	IK	201	CYC	CMD-C2D-C3D	-2.87	119.40	125.61
33	iH	202	CYC	C1B-C2B-C3B	-2.87	104.88	107.87
33	wB	201	CYC	CAD-CBD-CGD	-2.87	107.43	113.60
33	LG	201	CYC	CHA-C1A-NA	2.87	130.55	124.58
36	cD	509	CLA	CHC-C4B-NB	2.87	127.29	124.26
36	bE	614	CLA	CHB-C4A-NA	2.87	128.48	124.51
33	3K	101	CYC	C1B-NB-C4B	-2.87	107.02	110.67
33	e2	201	CYC	C1B-C2B-C3B	-2.87	104.88	107.87
33	i7	202	CYC	C1B-C2B-C3B	-2.87	104.88	107.87
47	VD	201	HEM	CAD-CBD-CGD	-2.87	107.43	113.60
33	b8	201	CYC	C4D-C3D-C2D	-2.87	104.23	107.62
33	lJ	201	CYC	C4D-C3D-C2D	-2.87	104.23	107.62
33	5G	201	CYC	C4A-C3A-C2A	-2.87	103.22	106.51
33	IG	201	CYC	C2B-C1B-NB	2.87	111.18	106.99
33	QL	201	CYC	CAD-CBD-CGD	-2.87	107.44	113.60
33	gA	301	CYC	C1B-C2B-C3B	-2.87	104.88	107.87
33	9K	201	CYC	C2C-C3C-C4C	-2.87	97.05	101.34
33	w4	201	CYC	C1B-C2B-C3B	-2.87	104.88	107.87
33	i6	202	CYC	C1B-C2B-C3B	-2.87	104.88	107.87
38	D1	413	SQD	O9-S-C6	2.86	110.34	106.94
33	2G	201	CYC	CAA-CBA-CGA	-2.86	107.44	113.60
47	v1	201	HEM	CAD-CBD-CGD	-2.86	107.44	113.60
36	dD	406	CLA	CMB-C2B-C1B	-2.86	121.01	125.37
33	IL	201	CYC	CAA-C2A-C1A	2.86	130.07	125.01
33	b6	201	CYC	C4D-C3D-C2D	-2.86	104.24	107.62
33	lH	201	CYC	C4D-C3D-C2D	-2.86	104.24	107.62
33	5L	201	CYC	C4A-C3A-C2A	-2.86	103.22	106.51
43	C1	519	BCR	C15-C16-C17	-2.86	117.61	123.47
44	cD	517	DGD	O1G-C1A-C2A	2.86	120.89	111.91
44	cE	517	DGD	O1G-C1A-C2A	2.86	120.89	111.91
33	6G	201	CYC	CAD-C3D-C2D	2.86	133.62	127.07
33	eA	201	CYC	C1B-C2B-C3B	-2.86	104.88	107.87
45	aE	412	PHO	O2A-CGA-CBA	2.86	120.89	111.91
36	d1	406	CLA	CMB-C2B-C1B	-2.86	121.01	125.37
36	dE	406	CLA	CMB-C2B-C1B	-2.86	121.01	125.37

Continued on next page...

Continued from previous page...

Mol	Chain	Res	Type	Atoms	Z	Observed(^{o})	Ideal(^{o})
47	vD	201	HEM	CAD-CBD-CGD	-2.86	107.44	113.60
43	bD	616	BCR	C23-C24-C25	-2.86	119.16	127.20
33	d2	201	CYC	C4D-C3D-C2D	-2.86	104.24	107.62
33	9F	201	CYC	C2C-C3C-C4C	-2.86	97.05	101.34
43	XE	102	BCR	C20-C21-C22	-2.86	123.23	127.31
33	l7	201	CYC	C4D-C3D-C2D	-2.86	104.24	107.62
33	j6	202	CYC	CMB-C2B-C1B	2.86	127.74	124.17
33	KF	201	CYC	CAA-C2A-C1A	2.86	130.07	125.01
36	DE	406	CLA	CMB-C2B-C1B	-2.86	121.01	125.37
43	b1	616	BCR	C23-C24-C25	-2.86	119.17	127.20
33	kH	201	CYC	C1B-C2B-C3B	-2.86	104.89	107.87
33	gJ	202	CYC	C1B-C2B-C3B	-2.86	104.89	107.87
33	dJ	201	CYC	C4D-C3D-C2D	-2.86	104.24	107.62
33	j9	202	CYC	CMB-C2B-C1B	2.86	127.74	124.17
36	BE	606	CLA	CMB-C2B-C3B	2.86	133.51	126.59
33	k3	201	CYC	C1B-C2B-C3B	-2.86	104.89	107.87
36	CE	506	CLA	C2A-C1A-CHA	2.86	128.86	123.86
43	BE	615	BCR	C20-C21-C22	-2.86	123.23	127.31
33	2L	201	CYC	CAA-CBA-CGA	-2.86	107.45	113.60
43	ZE	101	BCR	C33-C5-C6	-2.86	121.32	124.53
33	nK	201	CYC	CMA-C3A-C4A	2.86	129.47	125.06
43	B1	615	BCR	C23-C24-C25	-2.86	119.17	127.20
33	QB	201	CYC	CHD-C1D-ND	-2.86	118.77	125.32
36	cE	509	CLA	CHC-C4B-NB	2.86	127.28	124.26
33	nF	202	CYC	C2C-C1C-NC	2.86	110.74	108.27
33	ZF	201	CYC	C4D-C3D-C2D	-2.86	104.24	107.62
33	lC	201	CYC	C4D-C3D-C2D	-2.86	104.24	107.62
33	s4	201	CYC	CMB-C2B-C1B	2.86	127.73	124.17
33	PG	201	CYC	C2C-C1C-NC	2.86	110.74	108.27
33	6L	201	CYC	CAD-C3D-C2D	2.86	133.61	127.07
33	p4	201	CYC	C4A-C3A-C2A	-2.86	103.23	106.51
33	d6	201	CYC	C4D-C3D-C2D	-2.86	104.25	107.62
43	BE	615	BCR	C23-C24-C25	-2.86	119.18	127.20
43	BD	615	BCR	C23-C24-C25	-2.86	119.18	127.20
33	b2	201	CYC	OB-C4B-C3B	-2.86	124.94	128.04
33	kJ	201	CYC	C1B-C2B-C3B	-2.85	104.89	107.87
33	f6	201	CYC	OB-C4B-C3B	-2.85	124.94	128.04
33	IL	201	CYC	C2B-C1B-NB	2.85	111.17	106.99
33	b2	201	CYC	C4D-C3D-C2D	-2.85	104.25	107.62
33	s4	201	CYC	C4A-C3A-C2A	-2.85	103.23	106.51
33	f5	201	CYC	C4D-C3D-C2D	-2.85	104.25	107.62
33	bI	201	CYC	C4D-C3D-C2D	-2.85	104.25	107.62

Continued on next page...

Continued from previous page...

Mol	Chain	Res	Type	Atoms	Z	Observed(^{o})	Ideal(^{o})
33	oB	201	CYC	CMC-C2C-C1C	-2.85	106.25	112.40
33	JG	201	CYC	C1B-CHB-C4A	2.85	135.05	128.08
33	wB	201	CYC	C1B-C2B-C3B	-2.85	104.89	107.87
33	vB	201	CYC	C4A-C3A-C2A	-2.85	103.23	106.51
33	IG	201	CYC	CAA-C2A-C1A	2.85	130.05	125.01
33	LL	201	CYC	CHA-C1A-NA	2.85	130.51	124.58
33	ZK	201	CYC	C4D-C3D-C2D	-2.85	104.25	107.62
33	l5	201	CYC	C4D-C3D-C2D	-2.85	104.25	107.62
36	BE	610	CLA	O2D-CGD-O1D	-2.85	118.26	123.84
43	CE	519	BCR	C15-C16-C17	-2.85	117.63	123.47
33	KK	201	CYC	CAA-C2A-C1A	2.85	130.05	125.01
36	DD	406	CLA	CMB-C2B-C1B	-2.85	121.03	125.37
45	dD	402	PHO	C1A-C2A-C3A	-2.85	100.13	102.84
33	r4	201	CYC	CBD-CAD-C3D	2.85	120.55	112.63
33	JL	201	CYC	C1B-CHB-C4A	2.85	135.04	128.08
33	MG	201	CYC	C4D-C3D-C2D	-2.85	104.25	107.62
44	c1	517	DGD	O1G-C1A-C2A	2.85	120.85	111.91
43	XD	102	BCR	C20-C21-C22	-2.85	123.25	127.31
33	k2	201	CYC	C1B-C2B-C3B	-2.85	104.90	107.87
43	CD	519	BCR	C15-C16-C17	-2.85	117.64	123.47
33	a4	201	CYC	CMD-C2D-C1D	2.85	129.73	125.56
33	HL	201	CYC	C4D-C3D-C2D	-2.85	104.25	107.62
33	k5	201	CYC	C1B-C2B-C3B	-2.85	104.90	107.87
33	kA	201	CYC	C1B-C2B-C3B	-2.85	104.90	107.87
33	QG	201	CYC	CAD-CBD-CGD	-2.85	107.48	113.60
47	f1	101	HEM	CHD-C4C-NC	2.85	127.52	124.44
33	pB	201	CYC	C4A-C3A-C2A	-2.85	103.24	106.51
33	gH	202	CYC	C1B-C2B-C3B	-2.85	104.90	107.87
33	l2	201	CYC	C4D-C3D-C2D	-2.85	104.26	107.62
36	D1	405	CLA	CMB-C2B-C1B	-2.85	121.04	125.37
47	vD	201	HEM	C4D-ND-C1D	2.84	108.01	105.07
36	B1	606	CLA	O2D-CGD-O1D	-2.84	118.28	123.84
33	dC	201	CYC	C4D-C3D-C2D	-2.84	104.26	107.62
33	jC	201	CYC	C4D-C3D-C2D	-2.84	104.26	107.62
36	BE	601	CLA	C2D-C1D-ND	-2.84	108.01	110.10
36	B1	610	CLA	O2D-CGD-O1D	-2.84	118.28	123.84
33	kC	201	CYC	C1B-C2B-C3B	-2.84	104.90	107.87
36	BD	606	CLA	CMB-C2B-C3B	2.84	133.47	126.59
36	iD	101	CLA	CHB-C4A-NA	2.84	128.44	124.51
33	rB	201	CYC	CBD-CAD-C3D	2.84	120.53	112.63
33	g6	202	CYC	C1B-C2B-C3B	-2.84	104.91	107.87
36	iE	101	CLA	CHB-C4A-NA	2.84	128.44	124.51

Continued on next page...

Continued from previous page...

Mol	Chain	Res	Type	Atoms	Z	Observed(^{o})	Ideal(^{o})
33	ZK	201	CYC	C2A-C1A-NA	2.84	114.18	110.05
33	jJ	202	CYC	CMB-C2B-C1B	2.84	127.72	124.17
33	l6	201	CYC	C4D-C3D-C2D	-2.84	104.26	107.62
36	cD	504	CLA	O2A-CGA-O1A	-2.84	116.42	123.59
33	MF	201	CYC	CBA-CAA-C2A	-2.84	104.73	112.63
33	j5	202	CYC	CMB-C2B-C1B	2.84	127.71	124.17
33	Q4	201	CYC	CHD-C1D-ND	-2.84	118.81	125.32
33	nK	202	CYC	C2C-C1C-NC	2.84	110.72	108.27
36	BD	610	CLA	O2D-CGD-O1D	-2.84	118.28	123.84
36	c1	506	CLA	CHB-C4A-NA	2.84	128.44	124.51
33	kI	201	CYC	C1B-C2B-C3B	-2.84	104.91	107.87
33	sB	201	CYC	CMB-C2B-C1B	2.84	127.71	124.17
33	lI	201	CYC	C4D-C3D-C2D	-2.84	104.26	107.62
33	oB	201	CYC	CHB-C1B-NB	-2.84	119.96	126.06
38	DE	414	SQD	O9-S-C6	2.84	110.31	106.94
33	gF	201	CYC	CAD-CBD-CGD	-2.84	107.49	113.60
36	b1	615	CLA	CHB-C1B-NB	2.84	127.26	124.26
33	g3	202	CYC	C1B-C2B-C3B	-2.84	104.91	107.87
43	zE	101	BCR	C11-C10-C9	-2.84	123.26	127.31
33	bJ	201	CYC	OB-C4B-C3B	-2.84	124.96	128.04
33	j7	201	CYC	C4D-C3D-C2D	-2.84	104.27	107.62
33	IF	201	CYC	C4A-C3A-C2A	-2.84	103.25	106.51
33	j2	202	CYC	CMB-C2B-C1B	2.84	127.71	124.17
43	hE	105	BCR	C20-C21-C22	-2.84	123.26	127.31
33	k6	201	CYC	C1B-C2B-C3B	-2.84	104.91	107.87
33	T4	201	CYC	CHD-C4C-NC	2.84	128.58	125.20
33	aB	201	CYC	CMD-C2D-C1D	2.84	129.72	125.56
33	eK	201	CYC	CAD-CBD-CGD	-2.84	107.50	113.60
47	fE	101	HEM	CHD-C4C-NC	2.84	127.51	124.44
43	zE	101	BCR	C30-C25-C26	-2.84	118.62	122.61
33	i2	202	CYC	CMC-C2C-C1C	-2.84	106.29	112.40
33	i7	202	CYC	CMC-C2C-C1C	-2.84	106.29	112.40
33	l9	201	CYC	C4D-C3D-C2D	-2.84	104.27	107.62
43	hD	105	BCR	C20-C21-C22	-2.84	123.26	127.31
33	gK	201	CYC	CAD-CBD-CGD	-2.84	107.50	113.60
36	c1	503	CLA	O2A-CGA-O1A	-2.84	116.44	123.59
33	MG	201	CYC	OB-C4B-NB	-2.83	118.49	125.08
33	cJ	201	CYC	C1B-C2B-C3B	-2.83	104.91	107.87
33	i3	202	CYC	CMC-C2C-C1C	-2.83	106.29	112.40
45	DD	401	PHO	C4A-C3A-C2A	-2.83	100.14	102.84
36	cE	511	CLA	O2D-CGD-O1D	-2.83	118.30	123.84
33	jC	202	CYC	CMB-C2B-C1B	2.83	127.70	124.17

Continued on next page...

Continued from previous page...

Mol	Chain	Res	Type	Atoms	Z	Observed(^{o})	Ideal(^{o})
33	MK	201	CYC	CBA-CAA-C2A	-2.83	104.75	112.63
33	ML	201	CYC	OB-C4B-NB	-2.83	118.49	125.08
33	q4	201	CYC	CAA-C2A-C1A	2.83	130.02	125.01
33	oB	201	CYC	C4A-C3A-C2A	-2.83	103.25	106.51
36	cD	511	CLA	O2D-CGD-O1D	-2.83	118.30	123.84
47	vE	201	HEM	C4D-ND-C1D	2.83	108.00	105.07
36	hD	102	CLA	CHB-C4A-NA	2.83	128.43	124.51
33	g9	202	CYC	C1B-C2B-C3B	-2.83	104.92	107.87
33	TB	201	CYC	C4D-C3D-C2D	-2.83	104.27	107.62
33	HG	201	CYC	C4D-C3D-C2D	-2.83	104.27	107.62
33	d5	201	CYC	C4D-C3D-C2D	-2.83	104.27	107.62
43	BD	615	BCR	C20-C21-C22	-2.83	123.27	127.31
38	DD	414	SQD	O9-S-C6	2.83	110.30	106.94
33	k6	201	CYC	CMC-C2C-C1C	-2.83	106.30	112.40
33	kC	201	CYC	CMC-C2C-C1C	-2.83	106.30	112.40
33	k8	201	CYC	C1B-C2B-C3B	-2.83	104.92	107.87
43	zD	101	BCR	C11-C10-C9	-2.83	123.27	127.31
33	j3	202	CYC	CMB-C2B-C1B	2.83	127.70	124.17
47	fD	101	HEM	CHD-C4C-NC	2.83	127.50	124.44
33	d8	201	CYC	C4D-C3D-C2D	-2.83	104.28	107.62
33	o4	201	CYC	CHB-C1B-NB	-2.83	119.98	126.06
33	qB	201	CYC	CAA-C2A-C1A	2.83	130.01	125.01
33	WB	201	CYC	C1D-C2D-C3D	-2.83	104.19	107.79
43	zD	101	BCR	C30-C25-C26	-2.83	118.63	122.61
36	BD	606	CLA	O2D-CGD-O1D	-2.83	118.31	123.84
36	AE	405	CLA	C3A-C2A-C1A	2.83	105.57	101.34
33	T4	201	CYC	C4D-C3D-C2D	-2.83	104.28	107.62
36	cE	504	CLA	O2A-CGA-O1A	-2.83	116.46	123.59
36	AD	405	CLA	C3A-C2A-C1A	2.83	105.57	101.34
33	o4	201	CYC	C4A-C3A-C2A	-2.83	103.26	106.51
33	bK	201	CYC	C4A-C3A-C2A	-2.83	103.26	106.51
47	E1	101	HEM	CHD-C4C-NC	2.83	127.50	124.44
43	z1	101	BCR	C11-C10-C9	-2.83	123.28	127.31
33	YK	201	CYC	CBA-CAA-C2A	-2.83	104.78	112.63
33	kJ	201	CYC	CMC-C2C-C1C	-2.83	106.31	112.40
33	iI	202	CYC	C1B-C2B-C3B	-2.82	104.92	107.87
36	BE	606	CLA	O2D-CGD-O1D	-2.82	118.31	123.84
36	h1	102	CLA	CHB-C4A-NA	2.82	128.42	124.51
33	jH	202	CYC	CMB-C2B-C1B	2.82	127.69	124.17
33	g7	202	CYC	C1B-C2B-C3B	-2.82	104.92	107.87
33	7L	201	CYC	OC-C1C-C2C	-2.82	123.93	126.17
33	1L	201	CYC	C1A-C2A-C3A	-2.82	103.66	106.78

Continued on next page...

Continued from previous page...

Mol	Chain	Res	Type	Atoms	Z	Observed(^{o})	Ideal(^{o})
43	CD	516	BCR	C16-C15-C14	-2.82	117.69	123.47
33	e7	201	CYC	OC-C1C-C2C	-2.82	123.93	126.17
33	j3	201	CYC	C4D-C3D-C2D	-2.82	104.28	107.62
33	h5	201	CYC	C4D-C3D-C2D	-2.82	104.28	107.62
33	b6	201	CYC	OB-C4B-C3B	-2.82	124.98	128.04
36	hE	102	CLA	CHB-C4A-NA	2.82	128.41	124.51
43	h1	105	BCR	C20-C21-C22	-2.82	123.28	127.31
33	SG	201	CYC	OC-C1C-NC	2.82	128.36	124.94
33	dF	201	CYC	CBA-CAA-C2A	-2.82	104.79	112.63
36	c1	511	CLA	O2D-CGD-O1D	-2.82	118.32	123.84
36	bE	611	CLA	O2D-CGD-O1D	-2.82	118.32	123.84
33	eF	201	CYC	CAD-CBD-CGD	-2.82	107.53	113.60
33	XB	201	CYC	CAA-C2A-C1A	2.82	130.00	125.01
33	i8	202	CYC	CMC-C2C-C1C	-2.82	106.32	112.40
33	jA	202	CYC	CMB-C2B-C1B	2.82	127.69	124.17
36	b1	611	CLA	O2D-CGD-O1D	-2.82	118.32	123.84
33	k3	201	CYC	CMC-C2C-C1C	-2.82	106.32	112.40
33	kF	201	CYC	C4A-C3A-C2A	-2.82	103.27	106.51
33	5G	201	CYC	C2C-C1C-NC	2.82	110.70	108.27
36	C1	508	CLA	CHB-C1B-NB	2.82	127.24	124.26
33	YF	201	CYC	CBA-CAA-C2A	-2.82	104.79	112.63
33	jI	202	CYC	CMB-C2B-C1B	2.82	127.69	124.17
33	i5	202	CYC	CMC-C2C-C1C	-2.82	106.33	112.40
33	hA	201	CYC	C4D-C3D-C2D	-2.82	104.29	107.62
33	vB	201	CYC	C2C-C1C-NC	2.82	110.70	108.27
33	iH	202	CYC	CMC-C2C-C1C	-2.82	106.33	112.40
36	B1	606	CLA	CMB-C2B-C3B	2.82	133.41	126.59
33	g8	202	CYC	C1B-C2B-C3B	-2.82	104.93	107.87
43	z1	101	BCR	C30-C25-C26	-2.82	118.64	122.61
33	hF	201	CYC	CBA-CAA-C2A	-2.82	104.80	112.63
43	B1	615	BCR	C20-C21-C22	-2.82	123.29	127.31
36	A1	405	CLA	C3A-C2A-C1A	2.82	105.56	101.34
36	CE	514	CLA	CHB-C4A-NA	2.82	128.41	124.51
36	bD	611	CLA	O2D-CGD-O1D	-2.82	118.33	123.84
33	i9	202	CYC	CMC-C2C-C1C	-2.82	106.33	112.40
33	k9	201	CYC	CMC-C2C-C1C	-2.82	106.33	112.40
33	g2	202	CYC	C1B-C2B-C3B	-2.82	104.93	107.87
33	W4	201	CYC	C1D-C2D-C3D	-2.82	104.20	107.79
33	iJ	202	CYC	CMC-C2C-C1C	-2.82	106.33	112.40
33	KG	201	CYC	C2A-C1A-NA	2.82	114.14	110.05
33	3F	101	CYC	C2A-C1A-NA	2.82	114.14	110.05
43	CE	516	BCR	C16-C15-C14	-2.82	117.71	123.47

Continued on next page...

Continued from previous page...

Mol	Chain	Res	Type	Atoms	Z	Observed(^{o})	Ideal(^{o})
33	IK	201	CYC	C4A-C3A-C2A	-2.82	103.28	106.51
33	kI	201	CYC	CMC-C2C-C1C	-2.82	106.33	112.40
33	jI	201	CYC	C4D-C3D-C2D	-2.82	104.29	107.62
36	C1	514	CLA	CHB-C4A-NA	2.82	128.41	124.51
36	hE	101	CLA	CHC-C1C-NC	2.82	128.47	124.20
33	kH	201	CYC	CMC-C2C-C1C	-2.82	106.33	112.40
33	o4	201	CYC	CHA-C1A-C2A	-2.81	118.81	125.32
33	KL	201	CYC	C2A-C1A-NA	2.81	114.14	110.05
36	CD	514	CLA	CHB-C4A-NA	2.81	128.40	124.51
33	7G	201	CYC	OC-C1C-C2C	-2.81	123.94	126.17
33	jF	201	CYC	CHB-C1B-NB	-2.81	120.02	126.06
36	c1	514	CLA	C3B-C4B-NB	-2.81	107.91	110.52
33	SG	201	CYC	CHA-C4D-C3D	-2.81	120.80	127.15
33	iI	202	CYC	CMC-C2C-C1C	-2.81	106.34	112.40
43	bD	616	BCR	C20-C21-C22	-2.81	123.30	127.31
33	dK	201	CYC	CBA-CAA-C2A	-2.81	104.81	112.63
33	hK	201	CYC	CBA-CAA-C2A	-2.81	104.81	112.63
33	i6	202	CYC	CMC-C2C-C1C	-2.81	106.34	112.40
33	nF	201	CYC	C4A-C3A-C2A	-2.81	103.28	106.51
33	jH	201	CYC	C4D-C3D-C2D	-2.81	104.30	107.62
33	k2	201	CYC	CMC-C2C-C1C	-2.81	106.34	112.40
33	g5	202	CYC	C1B-C2B-C3B	-2.81	104.94	107.87
33	RG	201	CYC	CMB-C2B-C1B	2.81	127.68	124.17
33	iC	202	CYC	CMC-C2C-C1C	-2.81	106.34	112.40
33	h6	201	CYC	C4D-C3D-C2D	-2.81	104.30	107.62
36	H1	101	CLA	C3B-C4B-NB	-2.81	107.91	110.52
33	fF	201	CYC	OC-C1C-C2C	-2.81	123.94	126.17
33	k8	201	CYC	CMC-C2C-C1C	-2.81	106.34	112.40
33	g3	202	CYC	CMC-C2C-C1C	-2.81	106.34	112.40
33	j5	201	CYC	C4D-C3D-C2D	-2.81	104.30	107.62
33	k5	201	CYC	CMC-C2C-C1C	-2.81	106.35	112.40
33	jK	201	CYC	CHB-C1B-NB	-2.81	120.03	126.06
33	RL	201	CYC	CBC-CAC-C3C	-2.81	107.21	113.47
33	k7	201	CYC	CMC-C2C-C1C	-2.81	106.35	112.40
33	TB	201	CYC	CHD-C4C-NC	2.81	128.54	125.20
33	iA	202	CYC	CMC-C2C-C1C	-2.81	106.35	112.40
33	jJ	201	CYC	C4D-C3D-C2D	-2.81	104.30	107.62
33	X4	201	CYC	CAA-C2A-C1A	2.81	129.97	125.01
33	eF	201	CYC	C1D-C2D-C3D	-2.81	104.22	107.79
33	kK	201	CYC	C4A-C3A-C2A	-2.81	103.29	106.51
33	5L	201	CYC	C2C-C1C-NC	2.81	110.69	108.27
33	nK	202	CYC	CMB-C2B-C1B	2.81	127.67	124.17

Continued on next page...

Continued from previous page...

Mol	Chain	Res	Type	Atoms	Z	Observed(^{o})	Ideal(^{o})
33	XK	201	CYC	CHA-C4D-C3D	-2.81	120.82	127.15
36	C1	506	CLA	CHD-C1D-ND	-2.81	121.88	124.45
36	hD	101	CLA	CHC-C1C-NC	2.81	128.46	124.20
43	C1	516	BCR	C16-C15-C14	-2.81	117.73	123.47
36	b1	608	CLA	O2D-CGD-O1D	-2.80	118.35	123.84
36	B1	601	CLA	C2D-C1D-ND	-2.80	108.04	110.10
33	j9	201	CYC	C4D-C3D-C2D	-2.80	104.31	107.62
33	oB	201	CYC	CHA-C1A-C2A	-2.80	118.83	125.32
33	SL	201	CYC	OC-C1C-NC	2.80	128.34	124.94
33	c5	201	CYC	C1B-C2B-C3B	-2.80	104.94	107.87
36	cE	505	CLA	C2A-C1A-CHA	2.80	128.76	123.86
33	B4	1001	CYC	CHD-C1D-ND	-2.80	118.90	125.32
36	h1	101	CLA	CHC-C1C-NC	2.80	128.46	124.20
33	gA	301	CYC	CMC-C2C-C1C	-2.80	106.36	112.40
43	bE	616	BCR	C20-C21-C22	-2.80	123.31	127.31
33	gC	301	CYC	CMC-C2C-C1C	-2.80	106.36	112.40
33	e5	201	CYC	CMC-C2C-C1C	-2.80	106.36	112.40
33	nF	202	CYC	CMB-C2B-C1B	2.80	127.67	124.17
36	bE	608	CLA	O2D-CGD-O1D	-2.80	118.36	123.84
33	jA	201	CYC	C4D-C3D-C2D	-2.80	104.31	107.62
33	c8	201	CYC	C1B-C2B-C3B	-2.80	104.95	107.87
36	HE	101	CLA	CHB-C4A-NA	2.80	128.38	124.51
33	1G	201	CYC	C1A-C2A-C3A	-2.80	103.68	106.78
36	C1	514	CLA	C3B-C4B-NB	-2.80	107.92	110.52
36	hD	102	CLA	C3B-C4B-NB	-2.80	107.92	110.52
33	h3	201	CYC	C4D-C3D-C2D	-2.80	104.31	107.62
36	HD	101	CLA	CHB-C4A-NA	2.80	128.38	124.51
37	a1	409	PL9	C53-C6-C1	2.80	120.71	114.99
33	eK	201	CYC	C1D-C2D-C3D	-2.80	104.22	107.79
33	fF	201	CYC	CHD-C1D-ND	-2.80	118.91	125.32
33	c9	201	CYC	C1B-C2B-C3B	-2.80	104.95	107.87
43	b1	616	BCR	C20-C21-C22	-2.80	123.32	127.31
36	cD	505	CLA	C2A-C1A-CHA	2.80	128.75	123.86
33	e8	201	CYC	OC-C1C-C2C	-2.80	123.95	126.17
37	aD	408	PL9	C53-C6-C1	2.80	120.71	114.99
36	bD	608	CLA	O2D-CGD-O1D	-2.80	118.37	123.84
33	kA	201	CYC	CMC-C2C-C1C	-2.80	106.38	112.40
33	bF	201	CYC	C4A-C3A-C2A	-2.80	103.30	106.51
43	ZD	101	BCR	C33-C5-C6	-2.80	121.39	124.53
33	h9	201	CYC	C4D-C3D-C2D	-2.80	104.32	107.62
33	hH	201	CYC	C4D-C3D-C2D	-2.80	104.32	107.62
33	h8	201	CYC	C4D-C3D-C2D	-2.79	104.32	107.62

Continued on next page...

Continued from previous page...

Mol	Chain	Res	Type	Atoms	Z	Observed(^{o})	Ideal(^{o})
33	g8	202	CYC	CMC-C2C-C1C	-2.79	106.38	112.40
33	HG	201	CYC	CHD-C1D-ND	-2.79	118.92	125.32
36	C1	509	CLA	CHB-C4A-NA	2.79	128.38	124.51
33	j6	201	CYC	C4D-C3D-C2D	-2.79	104.32	107.62
36	c1	504	CLA	C2A-C1A-CHA	2.79	128.74	123.86
33	RG	201	CYC	CBC-CAC-C3C	-2.79	107.25	113.47
33	g2	202	CYC	CMC-C2C-C1C	-2.79	106.38	112.40
33	j8	201	CYC	C4D-C3D-C2D	-2.79	104.32	107.62
33	SL	201	CYC	CHA-C4D-C3D	-2.79	120.85	127.15
33	RL	201	CYC	CMB-C2B-C1B	2.79	127.65	124.17
33	j7	202	CYC	CMB-C2B-C1B	2.79	127.65	124.17
36	c1	507	CLA	O2D-CGD-O1D	-2.79	118.38	123.84
43	ZE	101	BCR	C30-C25-C26	-2.79	118.68	122.61
39	TE	101	LMG	O7-C10-C11	2.79	117.52	111.50
33	f6	201	CYC	C1B-C2B-C3B	-2.79	104.96	107.87
33	f7	201	CYC	C1B-C2B-C3B	-2.79	104.96	107.87
33	g9	202	CYC	CMC-C2C-C1C	-2.79	106.39	112.40
36	HE	101	CLA	C3B-C4B-NB	-2.79	107.93	110.52
33	g6	202	CYC	CMC-C2C-C1C	-2.79	106.39	112.40
33	VG	201	CYC	CAA-C2A-C1A	2.79	129.94	125.01
33	7G	201	CYC	CAA-C2A-C1A	2.79	129.94	125.01
36	CE	506	CLA	CHD-C1D-ND	-2.79	121.89	124.45
33	fK	201	CYC	OC-C1C-C2C	-2.79	123.95	126.17
33	e3	201	CYC	CMC-C2C-C1C	-2.79	106.39	112.40
36	H1	101	CLA	CHB-C4A-NA	2.79	128.37	124.51
33	3K	101	CYC	C2A-C1A-NA	2.79	114.11	110.05
33	e2	201	CYC	CMC-C2C-C1C	-2.79	106.39	112.40
33	eC	201	CYC	CMC-C2C-C1C	-2.79	106.39	112.40
33	gH	202	CYC	CMC-C2C-C1C	-2.79	106.39	112.40
33	hI	201	CYC	C4D-C3D-C2D	-2.79	104.33	107.62
36	BD	601	CLA	C2D-C1D-ND	-2.79	108.05	110.10
37	aE	408	PL9	C53-C6-C1	2.79	120.69	114.99
33	7L	201	CYC	CAA-C2A-C1A	2.79	129.94	125.01
33	eH	201	CYC	CMC-C2C-C1C	-2.79	106.40	112.40
33	5L	201	CYC	CHD-C1D-C2D	2.79	134.33	127.49
33	kI	201	CYC	CHD-C1D-ND	-2.79	118.94	125.32
33	VB	201	CYC	C4A-C3A-C2A	-2.79	103.31	106.51
33	fF	201	CYC	C4A-C3A-C2A	-2.79	103.31	106.51
33	eJ	201	CYC	CMC-C2C-C1C	-2.79	106.40	112.40
33	eC	201	CYC	OC-C1C-C2C	-2.79	123.96	126.17
33	f9	201	CYC	C1B-C2B-C3B	-2.79	104.96	107.87
33	fK	201	CYC	CHD-C1D-ND	-2.79	118.94	125.32

Continued on next page...

Continued from previous page...

Mol	Chain	Res	Type	Atoms	Z	Observed(^{o})	Ideal(^{o})
33	W4	201	CYC	CHB-C1B-NB	-2.79	120.08	126.06
36	bE	608	CLA	C3B-C4B-NB	-2.79	107.93	110.52
33	eI	201	CYC	CMC-C2C-C1C	-2.79	106.40	112.40
33	h7	201	CYC	C4D-C3D-C2D	-2.79	104.33	107.62
33	XF	201	CYC	CHA-C4D-C3D	-2.78	120.87	127.15
43	c1	515	BCR	C2-C3-C4	-2.78	105.16	111.38
33	IL	201	CYC	C2A-C1A-NA	2.78	114.10	110.05
33	VL	201	CYC	CAA-C2A-C1A	2.78	129.93	125.01
33	e9	201	CYC	CMC-C2C-C1C	-2.78	106.40	112.40
33	c6	201	CYC	C1B-C2B-C3B	-2.78	104.97	107.87
33	fH	201	CYC	C1B-C2B-C3B	-2.78	104.97	107.87
39	T1	101	LMG	O7-C10-C11	2.78	117.50	111.50
33	GG	201	CYC	CMC-C2C-C1C	-2.78	106.40	112.40
37	AD	406	PL9	C15-C14-C16	2.78	119.95	115.27
36	cE	514	CLA	C3B-C4B-NB	-2.78	107.93	110.52
33	fC	201	CYC	C1B-C2B-C3B	-2.78	104.97	107.87
43	ZD	101	BCR	C30-C25-C26	-2.78	118.69	122.61
33	h2	201	CYC	C4D-C3D-C2D	-2.78	104.33	107.62
36	CD	506	CLA	CHD-C1D-ND	-2.78	121.90	124.45
36	CD	514	CLA	C3B-C4B-NB	-2.78	107.93	110.52
36	cD	514	CLA	C3B-C4B-NB	-2.78	107.93	110.52
33	BB	1001	CYC	CHD-C1D-ND	-2.78	118.95	125.32
43	Z1	101	BCR	C30-C25-C26	-2.78	118.69	122.61
36	bE	603	CLA	C2D-C1D-ND	-2.78	108.05	110.10
33	nK	201	CYC	C4A-C3A-C2A	-2.78	103.31	106.51
43	cE	515	BCR	C2-C3-C4	-2.78	105.16	111.38
33	g7	202	CYC	CMC-C2C-C1C	-2.78	106.41	112.40
33	hC	201	CYC	C4D-C3D-C2D	-2.78	104.33	107.62
33	k3	201	CYC	CHD-C1D-ND	-2.78	118.95	125.32
36	A1	404	CLA	CMB-C2B-C3B	2.78	133.32	126.59
39	TD	101	LMG	O7-C10-C11	2.78	117.50	111.50
43	ZD	101	BCR	C11-C10-C9	-2.78	123.34	127.31
33	XB	201	CYC	C2D-C1D-ND	2.78	111.31	107.40
33	KF	201	CYC	C1A-C2A-C3A	-2.78	103.70	106.78
33	kC	201	CYC	CHD-C1D-ND	-2.78	118.95	125.32
33	gJ	202	CYC	CMC-C2C-C1C	-2.78	106.41	112.40
33	j8	202	CYC	CMB-C2B-C1B	2.78	127.64	124.17
33	mF	201	CYC	CAA-C2A-C1A	2.78	129.93	125.01
33	e6	201	CYC	CMC-C2C-C1C	-2.78	106.41	112.40
33	qB	201	CYC	C4A-C3A-C2A	-2.78	103.32	106.51
33	fA	201	CYC	C1B-C2B-C3B	-2.78	104.97	107.87
33	e8	201	CYC	CMC-C2C-C1C	-2.78	106.41	112.40

Continued on next page...

Continued from previous page...

Mol	Chain	Res	Type	Atoms	Z	Observed(^{o})	Ideal(^{o})
36	CD	509	CLA	CHB-C4A-NA	2.78	128.35	124.51
33	j2	201	CYC	C4D-C3D-C2D	-2.78	104.34	107.62
33	f2	201	CYC	C1B-C2B-C3B	-2.78	104.97	107.87
33	k8	201	CYC	CHD-C1D-ND	-2.78	118.96	125.32
33	5G	201	CYC	CHD-C1D-C2D	2.78	134.31	127.49
33	gF	201	CYC	C1B-CHB-C4A	2.78	134.87	128.08
33	f8	201	CYC	C1B-C2B-C3B	-2.78	104.97	107.87
33	hJ	201	CYC	C4D-C3D-C2D	-2.78	104.34	107.62
33	cH	201	CYC	C1B-C2B-C3B	-2.78	104.97	107.87
33	IG	201	CYC	CMA-C3A-C2A	-2.78	118.58	126.12
33	k9	201	CYC	CHD-C1D-ND	-2.78	118.96	125.32
36	CE	512	CLA	CHB-C4A-NA	2.78	128.35	124.51
33	1L	201	CYC	CHA-C4D-C3D	-2.78	120.89	127.15
43	Z1	101	BCR	C11-C10-C9	-2.77	123.35	127.31
36	hE	102	CLA	C3B-C4B-NB	-2.77	107.94	110.52
33	f3	201	CYC	C1B-C2B-C3B	-2.77	104.98	107.87
33	kH	201	CYC	CHD-C1D-ND	-2.77	118.97	125.32
33	IG	201	CYC	C2A-C1A-NA	2.77	114.08	110.05
37	A1	406	PL9	C15-C14-C16	2.77	119.94	115.27
43	cD	515	BCR	C2-C3-C4	-2.77	105.18	111.38
36	B1	604	CLA	O2D-CGD-CBD	2.77	116.20	111.27
33	e5	201	CYC	OC-C1C-C2C	-2.77	123.97	126.17
33	g5	202	CYC	CMC-C2C-C1C	-2.77	106.43	112.40
43	CD	519	BCR	C21-C20-C19	-2.77	114.56	123.22
33	k5	201	CYC	CHD-C1D-ND	-2.77	118.97	125.32
33	gK	201	CYC	C1B-CHB-C4A	2.77	134.85	128.08
36	cD	507	CLA	O2D-CGD-O1D	-2.77	118.42	123.84
33	k7	201	CYC	CHD-C1D-ND	-2.77	118.97	125.32
33	q4	201	CYC	C4A-C3A-C2A	-2.77	103.33	106.51
33	HL	201	CYC	CHD-C1D-ND	-2.77	118.97	125.32
33	eA	201	CYC	CMC-C2C-C1C	-2.77	106.43	112.40
33	cI	201	CYC	C1B-C2B-C3B	-2.77	104.98	107.87
33	QL	201	CYC	C1B-CHB-C4A	2.77	134.85	128.08
37	AE	406	PL9	C15-C14-C16	2.77	119.93	115.27
36	HD	101	CLA	C3B-C4B-NB	-2.77	107.95	110.52
36	CE	506	CLA	O2D-CGD-O1D	-2.77	118.42	123.84
36	b1	606	CLA	O2D-CGD-CBD	2.77	116.19	111.27
33	1G	201	CYC	CHA-C4D-C3D	-2.77	120.91	127.15
33	fI	201	CYC	C1B-C2B-C3B	-2.77	104.98	107.87
36	AD	404	CLA	CMB-C2B-C3B	2.77	133.29	126.59
33	e7	201	CYC	CMC-C2C-C1C	-2.77	106.44	112.40
36	BD	604	CLA	O2D-CGD-CBD	2.77	116.19	111.27

Continued on next page...

Continued from previous page...

Mol	Chain	Res	Type	Atoms	Z	Observed(^{o})	Ideal(^{o})
40	jE	101	LMT	O5'-C1'-O1'	-2.77	103.42	109.97
33	GL	201	CYC	CMC-C2C-C1C	-2.77	106.44	112.40
33	cA	201	CYC	CMC-C2C-C1C	-2.77	106.44	112.40
36	CE	514	CLA	C3B-C4B-NB	-2.77	107.95	110.52
33	c3	201	CYC	C1B-C2B-C3B	-2.77	104.98	107.87
33	mK	201	CYC	CAA-C2A-C1A	2.77	129.90	125.01
33	gI	301	CYC	CMC-C2C-C1C	-2.76	106.44	112.40
33	fK	201	CYC	C4A-C3A-C2A	-2.76	103.33	106.51
43	ZE	101	BCR	C11-C10-C9	-2.76	123.36	127.31
33	kJ	201	CYC	CHD-C1D-ND	-2.76	118.99	125.32
33	cC	201	CYC	C1B-C2B-C3B	-2.76	104.99	107.87
33	WB	201	CYC	CHB-C1B-NB	-2.76	120.12	126.06
45	aD	412	PHO	C4D-CHA-CBD	-2.76	107.27	108.52
43	CE	519	BCR	C21-C20-C19	-2.76	114.59	123.22
33	c9	201	CYC	CMC-C2C-C1C	-2.76	106.45	112.40
33	l8	201	CYC	C1B-C2B-C3B	-2.76	104.99	107.87
33	c6	201	CYC	CMC-C2C-C1C	-2.76	106.45	112.40
36	BE	604	CLA	O2D-CGD-CBD	2.76	116.18	111.27
36	HE	101	CLA	O2D-CGD-O1D	-2.76	118.44	123.84
36	CE	509	CLA	CHB-C4A-NA	2.76	128.33	124.51
33	eJ	201	CYC	OC-C1C-C2C	-2.76	123.98	126.17
33	ZK	201	CYC	CAD-CBD-CGD	-2.76	107.66	113.60
33	k2	201	CYC	CHD-C1D-ND	-2.76	119.00	125.32
36	HD	101	CLA	O2D-CGD-O1D	-2.76	118.44	123.84
33	c8	201	CYC	CMC-C2C-C1C	-2.76	106.46	112.40
33	c2	201	CYC	C1B-C2B-C3B	-2.76	104.99	107.87
33	X4	201	CYC	C2D-C1D-ND	2.76	111.28	107.40
33	cI	201	CYC	CMC-C2C-C1C	-2.76	106.46	112.40
36	h1	102	CLA	O2D-CGD-O1D	-2.76	118.45	123.84
36	cE	507	CLA	O2D-CGD-O1D	-2.76	118.45	123.84
43	C1	519	BCR	C21-C20-C19	-2.76	114.61	123.22
33	gF	201	CYC	C1A-NA-C4A	-2.76	101.31	106.51
36	h1	102	CLA	C3B-C4B-NB	-2.76	107.96	110.52
33	YB	201	CYC	CHD-C1D-C2D	2.76	134.26	127.49
33	e9	201	CYC	OC-C1C-C2C	-2.76	123.98	126.17
33	nK	201	CYC	C1D-C2D-C3D	-2.76	104.28	107.79
40	jD	101	LMT	O5'-C1'-O1'	-2.76	103.45	109.97
33	cC	201	CYC	CMC-C2C-C1C	-2.76	106.46	112.40
36	bD	606	CLA	O2D-CGD-CBD	2.76	116.17	111.27
36	CD	508	CLA	CHB-C1B-NB	2.76	127.17	124.26
36	H1	101	CLA	O2D-CGD-O1D	-2.75	118.45	123.84
33	IL	201	CYC	CMA-C3A-C2A	-2.75	118.64	126.12

Continued on next page...

Continued from previous page...

Mol	Chain	Res	Type	Atoms	Z	Observed(^{o})	Ideal(^{o})
33	MG	201	CYC	C2D-C1D-ND	2.75	111.27	107.40
33	kA	201	CYC	CHD-C1D-ND	-2.75	119.01	125.32
33	cJ	201	CYC	CMC-C2C-C1C	-2.75	106.47	112.40
33	gK	201	CYC	C1A-NA-C4A	-2.75	101.32	106.51
33	k6	201	CYC	CHD-C1D-ND	-2.75	119.01	125.32
33	fJ	201	CYC	C1B-C2B-C3B	-2.75	105.00	107.87
33	e6	201	CYC	OC-C1C-C2C	-2.75	123.98	126.17
33	eI	201	CYC	CHD-C1D-ND	-2.75	119.01	125.32
33	cH	201	CYC	CMC-C2C-C1C	-2.75	106.47	112.40
33	ZF	201	CYC	CAD-CBD-CGD	-2.75	107.68	113.60
36	dE	406	CLA	CAA-C2A-C3A	-2.75	105.24	112.78
33	dJ	201	CYC	C1B-C2B-C3B	-2.75	105.00	107.87
33	eA	201	CYC	CHD-C1D-ND	-2.75	119.02	125.32
33	nF	201	CYC	C1D-C2D-C3D	-2.75	104.28	107.79
33	e3	201	CYC	OC-C1C-C2C	-2.75	123.98	126.17
36	CE	508	CLA	CHB-C1B-NB	2.75	127.17	124.26
33	e6	201	CYC	CHD-C1D-ND	-2.75	119.02	125.32
33	QG	201	CYC	C1B-CHB-C4A	2.75	134.80	128.08
33	9K	201	CYC	CMB-C2B-C1B	2.75	127.60	124.17
33	i2	201	CYC	CMB-C2B-C1B	2.75	127.60	124.17
33	IK	201	CYC	C1D-C2D-C3D	-2.75	104.29	107.79
36	HD	103	CLA	CHC-C1C-NC	2.75	128.37	124.20
33	p4	201	CYC	C1B-CHB-C4A	-2.75	121.37	128.08
36	AE	404	CLA	CMB-C2B-C3B	2.75	133.24	126.59
33	eC	201	CYC	CHD-C1D-ND	-2.75	119.03	125.32
33	gK	201	CYC	CAC-C3C-C4C	-2.75	105.62	112.67
33	pB	201	CYC	C1B-CHB-C4A	-2.75	121.37	128.08
45	A1	412	PHO	C16-C15-C13	2.75	124.80	115.92
36	hD	102	CLA	O2D-CGD-O1D	-2.75	118.47	123.84
33	c3	201	CYC	CMC-C2C-C1C	-2.75	106.48	112.40
36	BD	606	CLA	C3B-C4B-NB	-2.75	107.97	110.52
36	cE	504	CLA	CAA-C2A-C3A	-2.75	105.26	112.78
43	ZD	101	BCR	C20-C19-C18	2.75	134.13	126.42
33	e5	201	CYC	CHD-C1D-ND	-2.75	119.03	125.32
36	HE	103	CLA	CHC-C1C-NC	2.75	128.37	124.20
33	KF	201	CYC	C2A-C1A-NA	2.75	114.04	110.05
36	CD	506	CLA	O2D-CGD-O1D	-2.75	118.47	123.84
36	cD	508	CLA	C3B-C4B-NB	-2.75	107.97	110.52
36	DD	406	CLA	CAA-C2A-C3A	-2.75	105.26	112.78
36	c1	503	CLA	CAA-C2A-C3A	-2.75	105.26	112.78
33	c2	201	CYC	CMC-C2C-C1C	-2.74	106.49	112.40
33	ML	201	CYC	C2D-C1D-ND	2.74	111.26	107.40

Continued on next page...

Continued from previous page...

Mol	Chain	Res	Type	Atoms	Z	Observed(^{o})	Ideal(^{o})
33	l9	201	CYC	C1B-C2B-C3B	-2.74	105.01	107.87
33	lC	201	CYC	C1B-C2B-C3B	-2.74	105.01	107.87
33	JK	201	CYC	CHA-C1A-NA	2.74	130.29	124.58
36	cD	504	CLA	CAA-C2A-C3A	-2.74	105.26	112.78
33	V4	201	CYC	C4A-C3A-C2A	-2.74	103.36	106.51
33	g5	201	CYC	CMB-C2B-C1B	2.74	127.59	124.17
43	zE	101	BCR	C20-C19-C18	2.74	134.12	126.42
36	C1	506	CLA	O2D-CGD-O1D	-2.74	118.47	123.84
36	DE	406	CLA	CAA-C2A-C3A	-2.74	105.27	112.78
33	Y4	201	CYC	CHD-C1D-C2D	2.74	134.22	127.49
33	eH	201	CYC	CHD-C1D-ND	-2.74	119.04	125.32
36	CD	512	CLA	CHB-C4A-NA	2.74	128.30	124.51
36	cE	513	CLA	CHB-C4A-NA	2.74	128.30	124.51
37	a1	409	PL9	C7-C8-C9	-2.74	122.23	126.79
33	q4	201	CYC	C1A-C2A-C3A	-2.74	103.75	106.78
36	hE	102	CLA	O2D-CGD-O1D	-2.74	118.48	123.84
36	D1	405	CLA	CAA-C2A-C3A	-2.74	105.27	112.78
33	l7	201	CYC	C1B-C2B-C3B	-2.74	105.01	107.87
36	dD	406	CLA	CAA-C2A-C3A	-2.74	105.27	112.78
43	BE	617	BCR	C4-C5-C6	-2.74	118.75	122.73
36	b1	608	CLA	C3B-C4B-NB	-2.74	107.97	110.52
36	c1	507	CLA	C3B-C4B-NB	-2.74	107.97	110.52
36	bD	608	CLA	C3B-C4B-NB	-2.74	107.97	110.52
36	d1	406	CLA	CAA-C2A-C3A	-2.74	105.27	112.78
33	g8	202	CYC	CHD-C1D-ND	-2.74	119.04	125.32
33	JF	201	CYC	CHA-C1A-NA	2.74	130.28	124.58
36	C1	512	CLA	CHB-C4A-NA	2.74	128.30	124.51
45	DE	403	PHO	C6-C7-C8	2.74	124.78	115.92
33	c7	201	CYC	C1B-C2B-C3B	-2.74	105.01	107.87
33	p4	201	CYC	OC-C1C-C2C	-2.74	123.99	126.17
33	i7	201	CYC	CMB-C2B-C1B	2.74	127.59	124.17
33	e8	201	CYC	CHD-C1D-ND	-2.74	119.04	125.32
33	c5	201	CYC	CMC-C2C-C1C	-2.74	106.50	112.40
33	e7	201	CYC	CHD-C1D-ND	-2.74	119.05	125.32
43	z1	101	BCR	C33-C5-C6	-2.74	121.45	124.53
43	zD	101	BCR	C20-C19-C18	2.74	134.11	126.42
36	BE	606	CLA	C3B-C4B-NB	-2.74	107.97	110.52
43	CD	516	BCR	C23-C22-C21	-2.74	114.74	118.94
33	l6	201	CYC	C1B-C2B-C3B	-2.74	105.01	107.87
33	h8	201	CYC	C1B-C2B-C3B	-2.74	105.01	107.87
33	iI	201	CYC	CMB-C2B-C1B	2.74	127.59	124.17
33	nK	201	CYC	C1A-C2A-C3A	-2.74	103.75	106.78

Continued on next page...

Continued from previous page...

Mol	Chain	Res	Type	Atoms	Z	Observed(^{o})	Ideal(^{o})
33	g9	202	CYC	CHD-C1D-ND	-2.74	119.05	125.32
33	c7	201	CYC	CMC-C2C-C1C	-2.74	106.50	112.40
33	gI	302	CYC	CMB-C2B-C1B	2.74	127.58	124.17
33	gI	301	CYC	CHD-C1D-ND	-2.74	119.05	125.32
39	tD	101	LMG	O7-C10-C11	2.74	117.40	111.50
33	e3	201	CYC	CHD-C1D-ND	-2.74	119.05	125.32
33	KK	201	CYC	C1D-C2D-C3D	-2.74	104.30	107.79
33	f5	201	CYC	C1B-C2B-C3B	-2.74	105.02	107.87
43	CE	516	BCR	C23-C22-C21	-2.74	114.74	118.94
39	t1	101	LMG	O7-C10-C11	2.74	117.40	111.50
40	j1	101	LMT	O5'-C1'-O1'	-2.74	103.49	109.97
33	gF	201	CYC	CAC-C3C-C4C	-2.74	105.65	112.67
37	aE	408	PL9	C7-C8-C9	-2.74	122.24	126.79
33	eJ	201	CYC	CHD-C1D-ND	-2.74	119.05	125.32
33	TG	201	CYC	C1A-C2A-C3A	-2.74	103.75	106.78
36	c1	513	CLA	CHB-C4A-NA	2.74	128.29	124.51
33	e2	201	CYC	CHD-C1D-ND	-2.73	119.06	125.32
33	KK	201	CYC	C1A-C2A-C3A	-2.73	103.76	106.78
33	YK	201	CYC	O1A-CGA-CBA	-2.73	114.30	123.08
33	gJ	201	CYC	CMB-C2B-C1B	2.73	127.58	124.17
33	YF	201	CYC	O1A-CGA-CBA	-2.73	114.30	123.08
33	hK	201	CYC	O1A-CGA-CBA	-2.73	114.30	123.08
33	gA	301	CYC	CHD-C1D-ND	-2.73	119.06	125.32
33	cA	201	CYC	C1B-C2B-C3B	-2.73	105.02	107.87
43	Z1	101	BCR	C33-C5-C6	-2.73	121.46	124.53
36	bE	606	CLA	O2D-CGD-CBD	2.73	116.13	111.27
43	C1	516	BCR	C23-C22-C21	-2.73	114.75	118.94
36	B1	606	CLA	C3B-C4B-NB	-2.73	107.98	110.52
36	cE	508	CLA	C3B-C4B-NB	-2.73	107.98	110.52
33	LG	201	CYC	C1A-NA-C4A	-2.73	101.36	106.51
33	d6	201	CYC	C1B-C2B-C3B	-2.73	105.02	107.87
33	h7	201	CYC	C1B-C2B-C3B	-2.73	105.02	107.87
33	TL	201	CYC	C1A-C2A-C3A	-2.73	103.76	106.78
33	d7	201	CYC	C1B-C2B-C3B	-2.73	105.02	107.87
33	dA	201	CYC	C1B-C2B-C3B	-2.73	105.02	107.87
33	lH	201	CYC	C1B-C2B-C3B	-2.73	105.02	107.87
33	lI	201	CYC	C1B-C2B-C3B	-2.73	105.02	107.87
42	lE	101	LHG	C5-O7-C7	-2.73	111.06	117.79
33	e9	201	CYC	CHD-C1D-ND	-2.73	119.06	125.32
33	LL	201	CYC	C1A-NA-C4A	-2.73	101.36	106.51
33	KG	201	CYC	OB-C4B-C3B	-2.73	125.08	128.04
33	g2	201	CYC	CMB-C2B-C1B	2.73	127.58	124.17

Continued on next page...

Continued from previous page...

Mol	Chain	Res	Type	Atoms	Z	Observed(^{o})	Ideal(^{o})
33	g6	201	CYC	CMB-C2B-C1B	2.73	127.58	124.17
33	gH	201	CYC	CMB-C2B-C1B	2.73	127.58	124.17
33	nF	201	CYC	C1A-C2A-C3A	-2.73	103.76	106.78
33	l3	201	CYC	C1B-C2B-C3B	-2.73	105.02	107.87
43	ZE	101	BCR	C20-C19-C18	2.73	134.08	126.42
33	MF	201	CYC	CMD-C2D-C3D	-2.73	119.70	125.61
33	IG	201	CYC	CMC-C2C-C1C	-2.73	106.52	112.40
33	hF	201	CYC	O1A-CGA-CBA	-2.73	114.32	123.08
33	9F	201	CYC	CMB-C2B-C1B	2.73	127.57	124.17
33	KL	201	CYC	OB-C4B-C3B	-2.73	125.08	128.04
33	g3	202	CYC	CHD-C1D-ND	-2.73	119.07	125.32
33	QG	201	CYC	C1A-NA-C4A	-2.73	101.37	106.51
33	GG	201	CYC	C1A-C2A-C3A	-2.73	103.76	106.78
33	gH	202	CYC	CHD-C1D-ND	-2.73	119.07	125.32
33	e8	202	CYC	CMB-C2B-C1B	2.73	127.57	124.17
33	gC	302	CYC	CMB-C2B-C1B	2.73	127.57	124.17
37	a1	409	PL9	C15-C14-C16	2.73	119.86	115.27
33	g6	202	CYC	CHD-C1D-ND	-2.73	119.07	125.32
36	IE	101	CLA	CHB-C4A-NA	2.73	128.28	124.51
36	H1	103	CLA	CHC-C1C-NC	2.73	128.34	124.20
33	i3	201	CYC	CMB-C2B-C1B	2.73	127.57	124.17
33	QL	201	CYC	C1A-NA-C4A	-2.73	101.37	106.51
42	lD	101	LHG	C5-O7-C7	-2.73	111.08	117.79
43	zD	101	BCR	C33-C5-C6	-2.73	121.47	124.53
33	iJ	201	CYC	CMB-C2B-C1B	2.73	127.57	124.17
33	P4	201	CYC	CHB-C1B-C2B	-2.72	121.55	126.95
33	HG	201	CYC	C1A-C2A-C3A	-2.72	103.77	106.78
33	qB	201	CYC	C1A-C2A-C3A	-2.72	103.77	106.78
33	dF	201	CYC	O1A-CGA-CBA	-2.72	114.33	123.08
33	eH	201	CYC	OC-C1C-C2C	-2.72	124.01	126.17
33	KK	201	CYC	CAD-CBD-CGD	-2.72	107.74	113.60
33	l2	201	CYC	C1B-C2B-C3B	-2.72	105.03	107.87
33	sB	201	CYC	C4D-C3D-C2D	-2.72	104.40	107.62
33	XF	201	CYC	CMC-C2C-C1C	-2.72	106.53	112.40
33	XK	201	CYC	CMC-C2C-C1C	-2.72	106.53	112.40
43	z1	101	BCR	C20-C19-C18	2.72	134.07	126.42
33	dK	201	CYC	O1A-CGA-CBA	-2.72	114.33	123.08
39	tE	101	LMG	O7-C10-C11	2.72	117.37	111.50
33	IF	201	CYC	C1D-C2D-C3D	-2.72	104.32	107.79
33	hA	201	CYC	C1B-C2B-C3B	-2.72	105.03	107.87
33	g7	202	CYC	CHD-C1D-ND	-2.72	119.08	125.32
36	cD	513	CLA	CHB-C4A-NA	2.72	128.28	124.51

Continued on next page...

Continued from previous page...

Mol	Chain	Res	Type	Atoms	Z	Observed(^{o})	Ideal(^{o})
36	dE	406	CLA	CHB-C4A-NA	2.72	128.28	124.51
33	c2	201	CYC	CHD-C1D-ND	-2.72	119.08	125.32
33	gJ	202	CYC	CHD-C1D-ND	-2.72	119.08	125.32
33	g2	202	CYC	CHD-C1D-ND	-2.72	119.09	125.32
43	bD	618	BCR	C4-C5-C6	-2.72	118.78	122.73
33	KF	201	CYC	CAD-CBD-CGD	-2.72	107.75	113.60
36	cD	504	CLA	C2D-C1D-ND	-2.72	108.10	110.10
43	Z1	101	BCR	C20-C19-C18	2.72	134.06	126.42
33	d9	201	CYC	C1B-C2B-C3B	-2.72	105.03	107.87
33	dH	201	CYC	C1B-C2B-C3B	-2.72	105.03	107.87
36	cD	510	CLA	C3C-C4C-NC	-2.72	107.52	110.57
33	w4	201	CYC	CHD-C4C-NC	2.72	128.44	125.20
33	KF	201	CYC	C1D-C2D-C3D	-2.72	104.33	107.79
42	l1	101	LHG	C5-O7-C7	-2.72	111.10	117.79
33	dC	201	CYC	C1B-C2B-C3B	-2.72	105.03	107.87
36	HE	103	CLA	CHB-C1B-NB	2.72	127.14	124.26
36	hD	101	CLA	CHB-C1B-NB	2.72	127.14	124.26
36	ID	101	CLA	CHB-C4A-NA	2.72	128.27	124.51
33	c6	201	CYC	CHD-C1D-ND	-2.72	119.09	125.32
33	hC	201	CYC	CBC-CAC-C3C	-2.72	107.42	113.47
33	h7	201	CYC	CBC-CAC-C3C	-2.72	107.42	113.47
33	PB	201	CYC	CHB-C1B-C2B	-2.72	121.56	126.95
33	d5	201	CYC	C1B-C2B-C3B	-2.72	105.04	107.87
33	gA	302	CYC	CMB-C2B-C1B	2.72	127.56	124.17
33	gC	301	CYC	CHD-C1D-ND	-2.72	119.10	125.32
36	cE	510	CLA	C3C-C4C-NC	-2.72	107.53	110.57
33	h6	201	CYC	CBC-CAC-C3C	-2.72	107.42	113.47
36	bD	603	CLA	C2D-C1D-ND	-2.72	108.10	110.10
36	c1	510	CLA	C3C-C4C-NC	-2.72	107.53	110.57
33	HL	201	CYC	C1A-C2A-C3A	-2.71	103.78	106.78
33	bJ	201	CYC	C1B-C2B-C3B	-2.71	105.04	107.87
33	i5	201	CYC	CMB-C2B-C1B	2.71	127.56	124.17
33	QG	201	CYC	CAC-C3C-C4C	-2.71	105.70	112.67
33	c9	201	CYC	CHD-C1D-ND	-2.71	119.10	125.32
33	IL	201	CYC	CMC-C2C-C1C	-2.71	106.55	112.40
33	d8	201	CYC	C1B-C2B-C3B	-2.71	105.04	107.87
36	CE	506	CLA	C3C-C4C-NC	-2.71	107.53	110.57
33	GL	201	CYC	C1A-C2A-C3A	-2.71	103.78	106.78
43	bE	618	BCR	C4-C5-C6	-2.71	118.79	122.73
36	HD	103	CLA	CHB-C1B-NB	2.71	127.13	124.26
36	cD	507	CLA	O2A-CGA-O1A	-2.71	116.75	123.59
33	e5	202	CYC	CMB-C2B-C1B	2.71	127.55	124.17

Continued on next page...

Continued from previous page...

Mol	Chain	Res	Type	Atoms	Z	Observed(^{o})	Ideal(^{o})
33	g9	201	CYC	CMB-C2B-C1B	2.71	127.55	124.17
33	b7	201	CYC	C1B-C2B-C3B	-2.71	105.04	107.87
33	lA	201	CYC	C1B-C2B-C3B	-2.71	105.04	107.87
33	cJ	201	CYC	CHD-C1D-ND	-2.71	119.11	125.32
33	eI	201	CYC	OC-C1C-C2C	-2.71	124.02	126.17
33	hA	201	CYC	CBC-CAC-C3C	-2.71	107.43	113.47
33	GL	201	CYC	C4A-C3A-C2A	-2.71	103.39	106.51
33	cA	201	CYC	CHD-C1D-ND	-2.71	119.11	125.32
43	zE	101	BCR	C33-C5-C6	-2.71	121.48	124.53
36	C1	506	CLA	C3C-C4C-NC	-2.71	107.53	110.57
33	h3	201	CYC	C1B-C2B-C3B	-2.71	105.04	107.87
33	g5	202	CYC	CHD-C1D-ND	-2.71	119.11	125.32
36	c1	507	CLA	O2A-CGA-O1A	-2.71	116.75	123.59
33	g3	201	CYC	CMB-C2B-C1B	2.71	127.55	124.17
33	aB	201	CYC	C1A-C2A-C3A	-2.71	103.78	106.78
33	h9	201	CYC	CBC-CAC-C3C	-2.71	107.44	113.47
33	c7	201	CYC	CHD-C1D-ND	-2.71	119.11	125.32
36	h1	101	CLA	CHB-C1B-NB	2.71	127.12	124.26
33	iH	201	CYC	CMB-C2B-C1B	2.71	127.55	124.17
33	KK	201	CYC	C2A-C1A-NA	2.71	113.99	110.05
36	CE	515	CLA	CMB-C2B-C3B	2.71	133.15	126.59
38	c1	501	SQD	C44-O6-C1	-2.71	108.45	113.74
43	BD	617	BCR	C4-C5-C6	-2.71	118.80	122.73
33	QL	201	CYC	CAC-C3C-C4C	-2.71	105.72	112.67
36	B1	603	CLA	CHB-C4A-NA	2.71	128.26	124.51
33	h3	201	CYC	CBC-CAC-C3C	-2.71	107.44	113.47
33	hJ	201	CYC	C1B-C2B-C3B	-2.71	105.05	107.87
33	lJ	201	CYC	C1B-C2B-C3B	-2.71	105.05	107.87
33	iC	202	CYC	CHD-C1D-ND	-2.71	119.12	125.32
33	g8	201	CYC	CMB-C2B-C1B	2.71	127.55	124.17
37	aD	408	PL9	C15-C14-C16	2.71	119.82	115.27
33	cH	201	CYC	CHD-C1D-ND	-2.71	119.12	125.32
37	AE	406	PL9	C53-C6-C1	2.71	120.52	114.99
47	fE	101	HEM	C1A-CHA-C4D	-2.71	119.92	126.34
36	CD	506	CLA	C3C-C4C-NC	-2.71	107.54	110.57
33	dI	201	CYC	C1B-C2B-C3B	-2.71	105.05	107.87
33	e3	202	CYC	CMB-C2B-C1B	2.70	127.54	124.17
33	hH	201	CYC	CBC-CAC-C3C	-2.70	107.44	113.47
33	MK	201	CYC	CMD-C2D-C3D	-2.70	119.75	125.61
33	b3	201	CYC	C1B-C2B-C3B	-2.70	105.05	107.87
33	l5	201	CYC	C1B-C2B-C3B	-2.70	105.05	107.87
33	a4	201	CYC	C1A-C2A-C3A	-2.70	103.79	106.78

Continued on next page...

Continued from previous page...

Mol	Chain	Res	Type	Atoms	Z	Observed(^{o})	Ideal(^{o})
33	c5	201	CYC	CHD-C1D-ND	-2.70	119.13	125.32
33	cC	201	CYC	CHD-C1D-ND	-2.70	119.13	125.32
33	e9	202	CYC	CMB-C2B-C1B	2.70	127.54	124.17
38	CE	501	SQD	O48-C23-C24	2.70	120.39	111.91
36	cE	504	CLA	C2D-C1D-ND	-2.70	108.11	110.10
37	AD	406	PL9	C53-C6-C1	2.70	120.52	114.99
33	eC	202	CYC	CMB-C2B-C1B	2.70	127.54	124.17
33	h2	201	CYC	C1B-C2B-C3B	-2.70	105.05	107.87
44	c1	518	DGD	O6D-C5D-C6D	2.70	112.12	106.67
44	cE	518	DGD	O6D-C5D-C6D	2.70	112.12	106.67
43	b1	618	BCR	C4-C5-C6	-2.70	118.81	122.73
33	yB	201	CYC	CHD-C1D-C2D	2.70	134.12	127.49
33	i6	201	CYC	CMB-C2B-C1B	2.70	127.54	124.17
33	i8	201	CYC	CMB-C2B-C1B	2.70	127.54	124.17
36	cE	507	CLA	O2A-CGA-O1A	-2.70	116.77	123.59
38	C1	501	SQD	O48-C23-C24	2.70	120.39	111.91
36	bE	603	CLA	C3B-C4B-NB	-2.70	108.01	110.52
33	i2	202	CYC	CHD-C1D-ND	-2.70	119.13	125.32
33	d2	201	CYC	CBC-CAC-C3C	-2.70	107.45	113.47
36	hE	101	CLA	CHB-C1B-NB	2.70	127.12	124.26
33	y4	201	CYC	CHD-C1D-C2D	2.70	134.12	127.49
36	c1	505	CLA	O2D-CGD-O1D	-2.70	118.56	123.84
33	IK	201	CYC	CMC-C2C-C1C	-2.70	106.58	112.40
33	cI	201	CYC	CHD-C1D-ND	-2.70	119.13	125.32
38	cD	502	SQD	C44-O6-C1	-2.70	108.46	113.74
33	hI	201	CYC	CBC-CAC-C3C	-2.70	107.46	113.47
33	OG	201	CYC	CHA-C1A-NA	-2.70	118.96	124.58
33	b8	201	CYC	C1B-C2B-C3B	-2.70	105.05	107.87
33	OL	201	CYC	C2C-C1C-NC	2.70	110.60	108.27
36	cD	506	CLA	O2D-CGD-O1D	-2.70	118.56	123.84
36	I1	101	CLA	CHB-C4A-NA	2.70	128.24	124.51
33	i8	202	CYC	CHD-C1D-ND	-2.70	119.14	125.32
33	j5	201	CYC	C1B-C2B-C3B	-2.70	105.06	107.87
33	c3	201	CYC	CHD-C1D-ND	-2.70	119.14	125.32
33	AG	201	CYC	CHB-C4A-NA	-2.70	119.29	124.93
36	b1	615	CLA	CHB-C4A-NA	2.70	128.24	124.51
45	DE	401	PHO	C14-C13-C12	2.70	121.06	111.29
33	iJ	202	CYC	CHD-C1D-ND	-2.70	119.14	125.32
33	g7	201	CYC	CMB-C2B-C1B	2.70	127.53	124.17
37	aD	408	PL9	C7-C8-C9	-2.70	122.30	126.79
33	b5	201	CYC	C1B-C2B-C3B	-2.70	105.06	107.87
33	j7	201	CYC	C1B-C2B-C3B	-2.70	105.06	107.87

Continued on next page...

Continued from previous page...

Mol	Chain	Res	Type	Atoms	Z	Observed(^{o})	Ideal(^{o})
33	AL	201	CYC	CHB-C4A-NA	-2.70	119.29	124.93
43	B1	617	BCR	C4-C5-C6	-2.70	118.81	122.73
33	h8	201	CYC	CBC-CAC-C3C	-2.70	107.46	113.47
47	f1	101	HEM	C1A-CHA-C4D	-2.70	119.94	126.34
44	cD	518	DGD	O6D-C5D-C6D	2.70	112.11	106.67
36	c1	508	CLA	C3B-C4B-NB	-2.70	108.01	110.52
38	CD	501	SQD	O48-C23-C24	2.70	120.37	111.91
33	c8	201	CYC	CHD-C1D-ND	-2.70	119.15	125.32
33	2G	201	CYC	C1A-C2A-C3A	-2.70	103.80	106.78
38	cE	502	SQD	C44-O6-C1	-2.70	108.47	113.74
33	KL	201	CYC	OB-C4B-NB	-2.69	118.81	125.08
36	c1	503	CLA	C2D-C1D-ND	-2.69	108.12	110.10
33	i5	202	CYC	CHD-C1D-ND	-2.69	119.15	125.32
33	h6	201	CYC	C1B-C2B-C3B	-2.69	105.06	107.87
33	hH	201	CYC	C1B-C2B-C3B	-2.69	105.06	107.87
33	eH	202	CYC	CMB-C2B-C1B	2.69	127.53	124.17
33	h5	201	CYC	CBC-CAC-C3C	-2.69	107.47	113.47
33	KG	201	CYC	OB-C4B-NB	-2.69	118.82	125.08
43	c1	515	BCR	C23-C24-C25	2.69	134.77	127.20
36	BE	602	CLA	O2D-CGD-O1D	-2.69	118.57	123.84
33	i9	202	CYC	CHD-C1D-ND	-2.69	119.15	125.32
33	eI	202	CYC	CMB-C2B-C1B	2.69	127.53	124.17
36	cD	507	CLA	C3B-C4B-NB	-2.69	108.02	110.52
33	7G	201	CYC	C4A-C3A-C2A	-2.69	103.42	106.51
37	A1	406	PL9	C53-C6-C1	2.69	120.50	114.99
36	H1	101	CLA	C2D-C1D-ND	-2.69	108.12	110.10
33	dA	201	CYC	CBC-CAC-C3C	-2.69	107.47	113.47
33	3K	101	CYC	CMD-C2D-C1D	2.69	129.51	125.56
33	i6	202	CYC	CHD-C1D-ND	-2.69	119.15	125.32
33	e2	202	CYC	CMB-C2B-C1B	2.69	127.53	124.17
33	e7	202	CYC	CMB-C2B-C1B	2.69	127.53	124.17
33	s4	201	CYC	C4D-C3D-C2D	-2.69	104.44	107.62
33	hC	201	CYC	C1B-C2B-C3B	-2.69	105.06	107.87
33	h2	201	CYC	CBC-CAC-C3C	-2.69	107.47	113.47
33	iH	202	CYC	CHD-C1D-ND	-2.69	119.15	125.32
33	KG	201	CYC	CHB-C1B-NB	-2.69	120.28	126.06
33	m6	201	CYC	CMB-C2B-C1B	2.69	127.53	124.17
33	IF	201	CYC	CMC-C2C-C1C	-2.69	106.60	112.40
36	cE	506	CLA	O2D-CGD-O1D	-2.69	118.58	123.84
33	bI	201	CYC	C1B-C2B-C3B	-2.69	105.06	107.87
33	hI	201	CYC	C1B-C2B-C3B	-2.69	105.06	107.87
43	cD	515	BCR	C23-C24-C25	2.69	134.76	127.20

Continued on next page...

Continued from previous page...

Mol	Chain	Res	Type	Atoms	Z	Observed(^{o})	Ideal(^{o})
47	fD	101	HEM	C1A-CHA-C4D	-2.69	119.95	126.34
33	pB	201	CYC	OC-C1C-C2C	-2.69	124.03	126.17
33	3F	101	CYC	CMD-C2D-C1D	2.69	129.50	125.56
33	f3	201	CYC	OB-C4B-NB	-2.69	118.82	125.08
33	h9	201	CYC	C1B-C2B-C3B	-2.69	105.06	107.87
33	jI	201	CYC	C1B-C2B-C3B	-2.69	105.06	107.87
33	GG	201	CYC	C4A-C3A-C2A	-2.69	103.42	106.51
33	e2	201	CYC	OC-C1C-C2C	-2.69	124.03	126.17
33	hJ	201	CYC	CBC-CAC-C3C	-2.69	107.48	113.47
33	j8	201	CYC	C1B-C2B-C3B	-2.69	105.06	107.87
33	m2	201	CYC	CMB-C2B-C1B	2.69	127.53	124.17
33	f6	201	CYC	OB-C4B-NB	-2.69	118.83	125.08
36	bD	615	CLA	CHB-C4A-NA	2.69	128.23	124.51
36	C1	515	CLA	CMB-C2B-C3B	2.69	133.10	126.59
33	d5	201	CYC	CBC-CAC-C3C	-2.69	107.48	113.47
33	l7	201	CYC	CBC-CAC-C3C	-2.69	107.48	113.47
33	b9	201	CYC	C1B-C2B-C3B	-2.69	105.07	107.87
37	aE	408	PL9	C15-C14-C16	2.69	119.79	115.27
33	iA	202	CYC	CHD-C1D-ND	-2.69	119.16	125.32
36	cE	511	CLA	CHB-C4A-NA	2.69	128.23	124.51
33	d7	201	CYC	CBC-CAC-C3C	-2.69	107.49	113.47
33	lC	201	CYC	CBC-CAC-C3C	-2.69	107.49	113.47
33	dJ	201	CYC	CBC-CAC-C3C	-2.69	107.49	113.47
39	A1	408	LMG	O8-C28-C29	2.69	120.33	111.91
33	bH	201	CYC	C1B-C2B-C3B	-2.69	105.07	107.87
33	eA	202	CYC	CMB-C2B-C1B	2.68	127.52	124.17
33	OL	201	CYC	CHA-C1A-NA	-2.68	118.99	124.58
36	CD	515	CLA	CMB-C2B-C3B	2.68	133.09	126.59
33	d2	201	CYC	C1B-C2B-C3B	-2.68	105.07	107.87
33	d3	201	CYC	C1B-C2B-C3B	-2.68	105.07	107.87
33	d3	201	CYC	CBC-CAC-C3C	-2.68	107.49	113.47
33	l3	201	CYC	CBC-CAC-C3C	-2.68	107.49	113.47
33	bC	201	CYC	C1B-C2B-C3B	-2.68	105.07	107.87
33	BB	1001	CYC	CAA-C2A-C1A	2.68	129.75	125.01
33	m8	201	CYC	CMB-C2B-C1B	2.68	127.52	124.17
33	mC	201	CYC	CMB-C2B-C1B	2.68	127.52	124.17
33	XK	201	CYC	CAA-C2A-C1A	2.68	129.75	125.01
36	b1	605	CLA	CHB-C4A-NA	2.68	128.22	124.51
36	d1	406	CLA	CHB-C4A-NA	2.68	128.22	124.51
33	j6	201	CYC	OB-C4B-NB	-2.68	118.84	125.08
42	BD	620	LHG	C5-O7-C7	-2.68	111.19	117.79
43	cE	515	BCR	C23-C24-C25	2.68	134.73	127.20

Continued on next page...

Continued from previous page...

Mol	Chain	Res	Type	Atoms	Z	Observed(^{o})	Ideal(^{o})
33	lA	201	CYC	CBC-CAC-C3C	-2.68	107.50	113.47
33	tB	1001	CYC	CAD-CBD-CGD	-2.68	107.83	113.60
33	i3	202	CYC	CHD-C1D-ND	-2.68	119.18	125.32
33	f9	201	CYC	OB-C4B-NB	-2.68	118.85	125.08
33	fI	201	CYC	OB-C4B-NB	-2.68	118.85	125.08
36	BD	614	CLA	CHB-C4A-NA	2.68	128.22	124.51
33	B4	1001	CYC	CAA-C2A-C1A	2.68	129.75	125.01
33	b2	201	CYC	C1B-C2B-C3B	-2.68	105.07	107.87
33	j3	201	CYC	C1B-C2B-C3B	-2.68	105.07	107.87
43	kE	102	BCR	C11-C12-C13	-2.68	118.89	126.42
33	d6	201	CYC	CBC-CAC-C3C	-2.68	107.50	113.47
33	bC	201	CYC	CBC-CAC-C3C	-2.68	107.50	113.47
33	dI	201	CYC	CBC-CAC-C3C	-2.68	107.50	113.47
36	c1	511	CLA	CHB-C4A-NA	2.68	128.22	124.51
33	h8	201	CYC	OB-C4B-NB	-2.68	118.85	125.08
33	i7	202	CYC	CHD-C1D-ND	-2.68	119.18	125.32
33	t4	1001	CYC	CAD-CBD-CGD	-2.68	107.84	113.60
33	TL	201	CYC	CHB-C1B-NB	-2.68	120.31	126.06
33	m3	201	CYC	CMB-C2B-C1B	2.68	127.51	124.17
33	m9	201	CYC	CMB-C2B-C1B	2.68	127.51	124.17
33	jA	201	CYC	C1B-C2B-C3B	-2.68	105.08	107.87
36	dD	406	CLA	CHB-C4A-NA	2.68	128.22	124.51
33	d8	201	CYC	CBC-CAC-C3C	-2.68	107.50	113.47
33	dH	201	CYC	CBC-CAC-C3C	-2.68	107.50	113.47
36	bD	603	CLA	C3B-C4B-NB	-2.68	108.03	110.52
36	BE	614	CLA	CHB-C4A-NA	2.68	128.22	124.51
33	j6	201	CYC	C1B-C2B-C3B	-2.68	105.08	107.87
33	j9	201	CYC	C1B-C2B-C3B	-2.68	105.08	107.87
33	l8	201	CYC	CBC-CAC-C3C	-2.68	107.50	113.47
33	h3	201	CYC	OB-C4B-NB	-2.68	118.85	125.08
33	KL	201	CYC	CHB-C1B-NB	-2.68	120.31	126.06
33	eA	201	CYC	OC-C1C-C2C	-2.68	124.04	126.17
36	C1	509	CLA	C2A-C1A-CHA	2.68	128.54	123.86
33	jH	201	CYC	C1B-C2B-C3B	-2.68	105.08	107.87
36	BE	603	CLA	CHB-C4A-NA	2.68	128.21	124.51
33	wB	201	CYC	CHD-C4C-NC	2.68	128.39	125.20
33	b2	201	CYC	CBC-CAC-C3C	-2.68	107.51	113.47
42	B1	621	LHG	C5-O7-C7	-2.68	111.20	117.79
33	j8	201	CYC	OB-C4B-NB	-2.68	118.86	125.08
33	lH	201	CYC	CBC-CAC-C3C	-2.68	107.51	113.47
33	iA	201	CYC	CMB-C2B-C1B	2.68	127.51	124.17
33	f2	201	CYC	OB-C4B-NB	-2.68	118.86	125.08

Continued on next page...

Continued from previous page...

Mol	Chain	Res	Type	Atoms	Z	Observed(^{o})	Ideal(^{o})
36	BD	602	CLA	O2D-CGD-O1D	-2.68	118.61	123.84
33	b5	201	CYC	CBC-CAC-C3C	-2.68	107.51	113.47
33	lJ	201	CYC	CBC-CAC-C3C	-2.68	107.51	113.47
33	z4	201	CYC	CAD-CBD-CGD	-2.68	107.84	113.60
36	B1	602	CLA	O2D-CGD-O1D	-2.68	118.61	123.84
36	b1	604	CLA	O2D-CGD-O1D	-2.68	118.61	123.84
33	mJ	201	CYC	CMB-C2B-C1B	2.68	127.51	124.17
33	b6	201	CYC	OB-C4B-NB	-2.68	118.86	125.08
33	fJ	201	CYC	OB-C4B-NB	-2.67	118.86	125.08
33	iI	202	CYC	CHD-C1D-ND	-2.67	119.19	125.32
33	hI	201	CYC	OB-C4B-NB	-2.67	118.86	125.08
36	B1	601	CLA	C3B-C4B-NB	-2.67	108.03	110.52
36	b1	604	CLA	C2A-C1A-CHA	2.67	128.53	123.86
36	cD	510	CLA	CAA-C2A-C1A	2.67	120.74	111.97
36	cE	510	CLA	CAA-C2A-C1A	2.67	120.74	111.97
42	BE	620	LHG	C5-O7-C7	-2.67	111.21	117.79
33	OG	201	CYC	C2C-C1C-NC	2.67	110.58	108.27
36	BE	601	CLA	C3B-C4B-NB	-2.67	108.03	110.52
36	b1	603	CLA	C2D-C1D-ND	-2.67	108.13	110.10
33	f5	201	CYC	OB-C4B-NB	-2.67	118.86	125.08
36	CD	509	CLA	C2A-C1A-CHA	2.67	128.53	123.86
33	l5	201	CYC	CBC-CAC-C3C	-2.67	107.52	113.47
33	lI	201	CYC	CBC-CAC-C3C	-2.67	107.52	113.47
36	cD	511	CLA	CHB-C4A-NA	2.67	128.21	124.51
33	j3	201	CYC	OB-C4B-NB	-2.67	118.87	125.08
33	iC	201	CYC	CMB-C2B-C1B	2.67	127.50	124.17
33	eJ	202	CYC	CMB-C2B-C1B	2.67	127.50	124.17
33	1L	201	CYC	CMA-C3A-C2A	-2.67	118.86	126.12
33	2L	201	CYC	C1A-C2A-C3A	-2.67	103.83	106.78
33	IK	201	CYC	C2D-C1D-ND	2.67	111.15	107.40
33	hC	201	CYC	OB-C4B-NB	-2.67	118.87	125.08
33	XF	201	CYC	CAA-C2A-C1A	2.67	129.73	125.01
33	h2	201	CYC	OB-C4B-NB	-2.67	118.87	125.08
36	a1	407	CLA	O2D-CGD-O1D	-2.67	118.62	123.84
36	c1	510	CLA	CAA-C2A-C1A	2.67	120.73	111.97
33	l6	201	CYC	CBC-CAC-C3C	-2.67	107.52	113.47
33	j8	201	CYC	CBC-CAC-C3C	-2.67	107.52	113.47
36	aD	406	CLA	O2D-CGD-O1D	-2.67	118.62	123.84
36	b1	603	CLA	C3B-C4B-NB	-2.67	108.04	110.52
36	bD	604	CLA	O2D-CGD-O1D	-2.67	118.62	123.84
33	fH	201	CYC	OB-C4B-NB	-2.67	118.87	125.08
36	H1	103	CLA	CHB-C1B-NB	2.67	127.08	124.26

Continued on next page...

Continued from previous page...

Mol	Chain	Res	Type	Atoms	Z	Observed(^{o})	Ideal(^{o})
33	b8	201	CYC	CBC-CAC-C3C	-2.67	107.52	113.47
33	l9	201	CYC	CBC-CAC-C3C	-2.67	107.52	113.47
33	h6	201	CYC	OB-C4B-NB	-2.67	118.87	125.08
33	e6	202	CYC	CMB-C2B-C1B	2.67	127.50	124.17
33	h5	201	CYC	OB-C4B-NB	-2.67	118.88	125.08
43	k1	102	BCR	C11-C12-C13	-2.67	118.92	126.42
33	l2	201	CYC	CBC-CAC-C3C	-2.67	107.53	113.47
33	j3	201	CYC	CBC-CAC-C3C	-2.67	107.53	113.47
33	f7	201	CYC	CBC-CAC-C3C	-2.67	107.53	113.47
33	b9	201	CYC	CBC-CAC-C3C	-2.67	107.53	113.47
33	d9	201	CYC	CBC-CAC-C3C	-2.67	107.53	113.47
39	AD	408	LMG	O8-C28-C29	2.67	120.28	111.91
36	BE	604	CLA	O2A-CGA-O1A	-2.67	116.86	123.59
33	i9	201	CYC	CMB-C2B-C1B	2.67	127.50	124.17
33	f7	201	CYC	OB-C4B-NB	-2.67	118.88	125.08
36	c1	502	CLA	CAA-C2A-C3A	-2.67	105.48	112.78
36	aE	406	CLA	O2D-CGD-O1D	-2.67	118.62	123.84
36	B1	604	CLA	O2A-CGA-O1A	-2.67	116.86	123.59
33	dC	201	CYC	CBC-CAC-C3C	-2.67	107.53	113.47
33	bH	201	CYC	CBC-CAC-C3C	-2.67	107.53	113.47
39	AE	408	LMG	O8-C28-C29	2.67	120.27	111.91
43	ZE	102	BCR	C11-C12-C13	-2.67	118.93	126.42
33	hA	201	CYC	OB-C4B-NB	-2.67	118.88	125.08
33	hH	201	CYC	OB-C4B-NB	-2.67	118.88	125.08
36	cD	503	CLA	CAA-C2A-C3A	-2.67	105.48	112.78
42	eE	101	LHG	O8-C23-C24	2.67	120.27	111.91
33	j9	201	CYC	OB-C4B-NB	-2.67	118.88	125.08
33	KL	201	CYC	C1A-C2A-C3A	-2.67	103.83	106.78
43	kD	102	BCR	C11-C12-C13	-2.67	118.93	126.42
36	BD	604	CLA	O2A-CGA-O1A	-2.67	116.87	123.59
36	AE	405	CLA	C2A-C1A-CHA	2.67	128.52	123.86
33	mH	201	CYC	CMB-C2B-C1B	2.66	127.49	124.17
44	CE	517	DGD	O1G-C1A-C2A	2.66	120.27	111.91
33	fA	201	CYC	OB-C4B-NB	-2.66	118.89	125.08
36	bD	605	CLA	CHB-C4A-NA	2.66	128.20	124.51
33	7L	201	CYC	C4A-C3A-C2A	-2.66	103.45	106.51
43	Z1	102	BCR	C11-C12-C13	-2.66	118.93	126.42
42	e1	101	LHG	O8-C23-C24	2.66	120.27	111.91
33	b7	201	CYC	CBC-CAC-C3C	-2.66	107.54	113.47
37	dD	408	PL9	C15-C14-C16	2.66	119.75	115.27
37	dE	408	PL9	C15-C14-C16	2.66	119.75	115.27
47	E1	101	HEM	C1A-CHA-C4D	-2.66	120.02	126.34

Continued on next page...

Continued from previous page...

Mol	Chain	Res	Type	Atoms	Z	Observed(^{o})	Ideal(^{o})
33	jH	201	CYC	OB-C4B-NB	-2.66	118.89	125.08
33	jJ	201	CYC	CBC-CAC-C3C	-2.66	107.54	113.47
36	AD	405	CLA	C2A-C1A-CHA	2.66	128.52	123.86
42	eD	101	LHG	O8-C23-C24	2.66	120.26	111.91
33	zB	201	CYC	CAD-CBD-CGD	-2.66	107.87	113.60
36	BD	601	CLA	C3B-C4B-NB	-2.66	108.05	110.52
33	jC	201	CYC	CBC-CAC-C3C	-2.66	107.54	113.47
33	bC	201	CYC	OB-C4B-NB	-2.66	118.89	125.08
33	fC	201	CYC	OB-C4B-NB	-2.66	118.89	125.08
33	b6	201	CYC	CBC-CAC-C3C	-2.66	107.54	113.47
36	CE	509	CLA	C2A-C1A-CHA	2.66	128.51	123.86
36	bD	614	CLA	O2D-CGD-O1D	-2.66	118.64	123.84
33	j6	201	CYC	CBC-CAC-C3C	-2.66	107.54	113.47
33	fA	201	CYC	CBC-CAC-C3C	-2.66	107.54	113.47
36	cE	503	CLA	CAA-C2A-C3A	-2.66	105.49	112.78
45	dD	402	PHO	C4B-NB-C1B	-2.66	104.71	108.83
33	Y4	201	CYC	CBD-CAD-C3D	-2.66	105.23	112.63
36	bE	615	CLA	CHB-C4A-NA	2.66	128.19	124.51
33	NL	201	CYC	C2A-C1A-NA	2.66	113.92	110.05
33	bA	201	CYC	CBC-CAC-C3C	-2.66	107.54	113.47
33	k9	201	CYC	OC-C1C-C2C	-2.66	124.06	126.17
33	jH	201	CYC	CBC-CAC-C3C	-2.66	107.55	113.47
36	BD	603	CLA	CHB-C4A-NA	2.66	128.19	124.51
33	m7	201	CYC	CMB-C2B-C1B	2.66	127.49	124.17
33	TL	201	CYC	CMC-C2C-C1C	-2.66	106.67	112.40
33	j2	201	CYC	CBC-CAC-C3C	-2.66	107.55	113.47
33	j7	201	CYC	OB-C4B-NB	-2.66	118.90	125.08
47	EE	101	HEM	C1A-CHA-C4D	-2.66	120.03	126.34
33	j2	201	CYC	OB-C4B-NB	-2.66	118.90	125.08
33	j2	201	CYC	C1B-C2B-C3B	-2.66	105.10	107.87
33	bJ	201	CYC	CBC-CAC-C3C	-2.66	107.55	113.47
33	l2	201	CYC	OB-C4B-NB	-2.66	118.90	125.08
33	h9	201	CYC	OB-C4B-NB	-2.66	118.90	125.08
33	jA	201	CYC	OB-C4B-NB	-2.66	118.90	125.08
33	YB	201	CYC	CBD-CAD-C3D	-2.66	105.24	112.63
47	ED	101	HEM	C1A-CHA-C4D	-2.66	120.03	126.34
33	b3	201	CYC	CBC-CAC-C3C	-2.66	107.55	113.47
33	jC	201	CYC	OB-C4B-NB	-2.66	118.90	125.08
33	kI	201	CYC	OC-C1C-C2C	-2.66	124.06	126.17
45	dE	402	PHO	C4B-NB-C1B	-2.66	104.72	108.83
36	HE	101	CLA	CAA-C2A-C3A	-2.66	105.50	112.78
33	1G	201	CYC	CMA-C3A-C2A	-2.66	118.91	126.12

Continued on next page...

Continued from previous page...

Mol	Chain	Res	Type	Atoms	Z	Observed(^{o})	Ideal(^{o})
33	jI	201	CYC	OB-C4B-NB	-2.66	118.90	125.08
36	h1	101	CLA	O2D-CGD-O1D	-2.66	118.64	123.84
33	fI	201	CYC	CBC-CAC-C3C	-2.66	107.55	113.47
39	y1	101	LMG	O8-C28-C29	2.66	120.24	111.91
33	lA	201	CYC	OB-C4B-NB	-2.66	118.91	125.08
33	NG	201	CYC	C2A-C1A-NA	2.65	113.91	110.05
33	b6	201	CYC	C1B-C2B-C3B	-2.65	105.10	107.87
36	cE	503	CLA	O2D-CGD-O1D	-2.65	118.65	123.84
33	fH	201	CYC	CBC-CAC-C3C	-2.65	107.56	113.47
33	fJ	201	CYC	CBC-CAC-C3C	-2.65	107.56	113.47
36	A1	405	CLA	C2A-C1A-CHA	2.65	128.50	123.86
33	f8	201	CYC	CBC-CAC-C3C	-2.65	107.56	113.47
33	bI	201	CYC	OB-C4B-NB	-2.65	118.91	125.08
33	cK	201	CYC	CHB-C4A-C3A	2.65	131.72	124.90
33	a4	201	CYC	OC-C1C-NC	2.65	128.16	124.94
33	f5	201	CYC	CBC-CAC-C3C	-2.65	107.56	113.47
33	f9	201	CYC	CBC-CAC-C3C	-2.65	107.56	113.47
33	b8	201	CYC	OB-C4B-NB	-2.65	118.91	125.08
33	TG	201	CYC	CHB-C1B-NB	-2.65	120.36	126.06
33	bA	201	CYC	OB-C4B-NB	-2.65	118.91	125.08
33	f2	201	CYC	CBC-CAC-C3C	-2.65	107.56	113.47
33	jJ	201	CYC	OB-C4B-NB	-2.65	118.92	125.08
33	jJ	201	CYC	C1B-C2B-C3B	-2.65	105.10	107.87
36	bE	604	CLA	O2D-CGD-O1D	-2.65	118.65	123.84
33	IF	201	CYC	C2D-C1D-ND	2.65	111.13	107.40
33	k7	201	CYC	OC-C1C-C2C	-2.65	124.06	126.17
36	b1	606	CLA	O2A-CGA-O1A	-2.65	116.90	123.59
33	b3	201	CYC	OB-C4B-NB	-2.65	118.92	125.08
33	f8	201	CYC	OB-C4B-NB	-2.65	118.92	125.08
33	BB	1001	CYC	CMA-C3A-C2A	-2.65	118.92	126.12
36	bE	604	CLA	C2A-C1A-CHA	2.65	128.49	123.86
33	b2	201	CYC	OB-C4B-NB	-2.65	118.92	125.08
36	BE	613	CLA	O2D-CGD-O1D	-2.65	118.66	123.84
36	B1	614	CLA	CHB-C4A-NA	2.65	128.18	124.51
43	CD	520	BCR	C11-C12-C13	-2.65	118.97	126.42
36	hD	102	CLA	CAA-C2A-C3A	-2.65	105.52	112.78
39	yD	101	LMG	O8-C28-C29	2.65	120.22	111.91
33	T4	201	CYC	C4D-CHA-C1A	2.65	134.22	128.28
33	k8	201	CYC	OC-C1C-C2C	-2.65	124.07	126.17
33	kA	201	CYC	OC-C1C-C2C	-2.65	124.07	126.17
33	jI	201	CYC	CBC-CAC-C3C	-2.65	107.57	113.47
33	bH	201	CYC	OB-C4B-NB	-2.65	118.92	125.08

Continued on next page...

Continued from previous page...

Mol	Chain	Res	Type	Atoms	Z	Observed(^{o})	Ideal(^{o})
33	j9	201	CYC	CBC-CAC-C3C	-2.65	107.57	113.47
33	lJ	201	CYC	OB-C4B-NB	-2.65	118.92	125.08
33	2L	201	CYC	CHB-C4A-C3A	2.65	131.71	124.90
33	bI	201	CYC	CBC-CAC-C3C	-2.65	107.57	113.47
33	bJ	201	CYC	OB-C4B-NB	-2.65	118.92	125.08
36	hE	102	CLA	CAA-C2A-C3A	-2.65	105.53	112.78
36	cE	507	CLA	C3B-C4B-NB	-2.65	108.06	110.52
33	jA	201	CYC	CBC-CAC-C3C	-2.65	107.57	113.47
33	hJ	201	CYC	OB-C4B-NB	-2.65	118.92	125.08
33	BB	1001	CYC	C2B-C1B-NB	2.65	110.86	106.99
33	jC	201	CYC	C1B-C2B-C3B	-2.65	105.11	107.87
45	aE	412	PHO	C4-C3-C5	2.65	119.72	115.27
36	bD	604	CLA	C2A-C1A-CHA	2.65	128.49	123.86
36	b1	614	CLA	O2D-CGD-O1D	-2.65	118.66	123.84
44	CD	517	DGD	O1G-C1A-C2A	2.65	120.21	111.91
33	f3	201	CYC	CBC-CAC-C3C	-2.65	107.57	113.47
36	bD	606	CLA	O2A-CGA-O1A	-2.65	116.91	123.59
36	H1	101	CLA	CAA-C2A-C3A	-2.65	105.53	112.78
33	RB	201	CYC	CMC-C2C-C1C	-2.65	106.70	112.40
33	Q4	201	CYC	CHA-C4D-C3D	-2.65	121.18	127.15
36	HD	101	CLA	CAA-C2A-C3A	-2.65	105.53	112.78
43	BD	617	BCR	C1-C6-C5	-2.65	118.89	122.61
33	b9	201	CYC	OB-C4B-NB	-2.65	118.93	125.08
36	CE	511	CLA	CAA-C2A-C1A	2.65	120.65	111.97
36	C1	511	CLA	O2D-CGD-O1D	-2.65	118.67	123.84
33	h5	201	CYC	C1B-C2B-C3B	-2.65	105.11	107.87
33	TG	201	CYC	CMC-C2C-C1C	-2.65	106.70	112.40
39	yE	101	LMG	O8-C28-C29	2.65	120.21	111.91
33	cF	201	CYC	CHB-C4A-C3A	2.65	131.70	124.90
38	dD	414	SQD	C45-O47-C7	-2.64	111.28	117.79
43	BE	617	BCR	C1-C6-C5	-2.64	118.89	122.61
33	lH	201	CYC	OB-C4B-NB	-2.64	118.93	125.08
36	h1	102	CLA	CAA-C2A-C3A	-2.64	105.54	112.78
33	B4	1001	CYC	CMA-C3A-C2A	-2.64	118.94	126.12
33	j5	201	CYC	CBC-CAC-C3C	-2.64	107.58	113.47
33	f6	201	CYC	CBC-CAC-C3C	-2.64	107.58	113.47
33	j7	201	CYC	CBC-CAC-C3C	-2.64	107.58	113.47
33	gK	201	CYC	C1A-C2A-C3A	-2.64	103.86	106.78
36	C1	511	CLA	CAA-C2A-C1A	2.64	120.64	111.97
37	D1	407	PL9	C53-C6-C1	2.64	120.39	114.99
44	C1	517	DGD	O1G-C1A-C2A	2.64	120.20	111.91
37	A1	406	PL9	C7-C8-C9	-2.64	122.39	126.79

Continued on next page...

Continued from previous page...

Mol	Chain	Res	Type	Atoms	Z	Observed(^{o})	Ideal(^{o})
33	h7	201	CYC	OB-C4B-NB	-2.64	118.94	125.08
38	BE	621	SQD	C1-O5-C5	2.64	118.88	113.69
33	l7	201	CYC	OB-C4B-NB	-2.64	118.94	125.08
33	lI	201	CYC	OB-C4B-NB	-2.64	118.94	125.08
33	TB	201	CYC	C4D-CHA-C1A	2.64	134.21	128.28
36	BD	613	CLA	O2D-CGD-O1D	-2.64	118.67	123.84
36	bE	606	CLA	O2A-CGA-O1A	-2.64	116.92	123.59
38	d1	414	SQD	C45-O47-C7	-2.64	111.29	117.79
33	bA	201	CYC	C1B-C2B-C3B	-2.64	105.11	107.87
36	bE	614	CLA	O2D-CGD-O1D	-2.64	118.67	123.84
33	j5	201	CYC	OB-C4B-NB	-2.64	118.94	125.08
33	l3	201	CYC	OB-C4B-NB	-2.64	118.94	125.08
33	l6	201	CYC	OB-C4B-NB	-2.64	118.94	125.08
43	B1	617	BCR	C1-C6-C5	-2.64	118.90	122.61
43	bE	618	BCR	C30-C25-C26	-2.64	118.90	122.61
36	CE	511	CLA	O2D-CGD-O1D	-2.64	118.68	123.84
33	KG	201	CYC	C1A-C2A-C3A	-2.64	103.86	106.78
33	l5	201	CYC	OB-C4B-NB	-2.64	118.95	125.08
33	lC	201	CYC	OB-C4B-NB	-2.64	118.95	125.08
33	2G	201	CYC	CHB-C4A-C3A	2.64	131.68	124.90
33	mA	201	CYC	CMB-C2B-C1B	2.64	127.46	124.17
36	bE	605	CLA	CHB-C4A-NA	2.64	128.16	124.51
36	cD	508	CLA	C2A-C1A-CHA	2.64	128.47	123.86
33	OB	201	CYC	C2A-C1A-NA	2.64	113.88	110.05
37	DD	408	PL9	C53-C6-C1	2.64	120.38	114.99
33	b5	201	CYC	OB-C4B-NB	-2.64	118.95	125.08
36	CD	511	CLA	CAA-C2A-C1A	2.64	120.61	111.97
36	B1	613	CLA	O2D-CGD-O1D	-2.64	118.69	123.84
33	l9	201	CYC	OB-C4B-NB	-2.63	118.95	125.08
33	m5	201	CYC	CMB-C2B-C1B	2.63	127.46	124.17
38	BD	621	SQD	C1-O5-C5	2.63	118.86	113.69
33	l8	201	CYC	OB-C4B-NB	-2.63	118.95	125.08
33	QB	201	CYC	CHA-C4D-C3D	-2.63	121.21	127.15
36	CD	511	CLA	O2D-CGD-O1D	-2.63	118.69	123.84
33	mI	201	CYC	CMB-C2B-C1B	2.63	127.45	124.17
33	gA	301	CYC	OC-C1C-C2C	-2.63	124.08	126.17
33	R4	201	CYC	CMC-C2C-C1C	-2.63	106.73	112.40
43	ZE	101	BCR	C8-C7-C6	-2.63	119.81	127.20
33	O4	201	CYC	C2A-C1A-NA	2.63	113.88	110.05
33	fC	201	CYC	CBC-CAC-C3C	-2.63	107.61	113.47
33	aF	201	CYC	C4D-ND-C1D	-2.63	105.09	109.79
36	hD	101	CLA	O2D-CGD-O1D	-2.63	118.69	123.84

Continued on next page...

Continued from previous page...

Mol	Chain	Res	Type	Atoms	Z	Observed(^{o})	Ideal(^{o})
45	D1	402	PHO	CMA-C3A-C4A	-2.63	108.61	114.38
33	jF	201	CYC	CHA-C4D-C3D	-2.63	121.21	127.15
43	ZD	101	BCR	C8-C7-C6	-2.63	119.81	127.20
33	aB	201	CYC	OC-C1C-NC	2.63	128.13	124.94
33	aK	201	CYC	C4D-ND-C1D	-2.63	105.09	109.79
36	cD	503	CLA	O2D-CGD-O1D	-2.63	118.69	123.84
43	bD	618	BCR	C1-C6-C5	-2.63	118.91	122.61
33	2L	201	CYC	CAD-CBD-CGD	-2.63	107.94	113.60
37	D1	407	PL9	C15-C14-C16	2.63	119.70	115.27
33	b7	201	CYC	OB-C4B-NB	-2.63	118.97	125.08
33	2G	201	CYC	CMD-C2D-C3D	-2.63	119.92	125.61
38	B1	622	SQD	C1-O5-C5	2.63	118.85	113.69
33	g9	202	CYC	OC-C1C-C2C	-2.63	124.08	126.17
33	S4	201	CYC	CAD-CBD-CGD	-2.63	107.94	113.60
44	cE	518	DGD	O1G-C1A-C2A	2.63	120.16	111.91
33	2G	201	CYC	CAD-CBD-CGD	-2.63	107.95	113.60
38	DE	414	SQD	C45-O47-C7	-2.63	111.32	117.79
37	AE	406	PL9	C7-C8-C9	-2.63	122.42	126.79
33	k3	201	CYC	OC-C1C-C2C	-2.63	124.08	126.17
43	b1	618	BCR	C30-C25-C26	-2.63	118.91	122.61
38	dE	414	SQD	C45-O47-C7	-2.63	111.32	117.79
45	DE	403	PHO	CMA-C3A-C4A	-2.63	108.62	114.38
36	hE	101	CLA	O2D-CGD-O1D	-2.63	118.70	123.84
45	DE	401	PHO	C4-C3-C5	2.63	119.69	115.27
43	b1	618	BCR	C1-C6-C5	-2.63	118.91	122.61
33	gF	201	CYC	C1A-C2A-C3A	-2.63	103.88	106.78
45	a1	413	PHO	C4-C3-C5	2.63	119.69	115.27
43	ID	102	BCR	C24-C25-C26	2.62	127.82	121.46
37	dD	408	PL9	C53-C6-C1	2.62	120.36	114.99
33	SB	201	CYC	C1A-C2A-C3A	-2.62	103.88	106.78
36	BE	602	CLA	C2A-C1A-CHA	2.62	128.45	123.86
33	2L	201	CYC	CMD-C2D-C3D	-2.62	119.93	125.61
33	dF	201	CYC	C1B-C2B-C3B	-2.62	105.13	107.87
33	P4	201	CYC	C2D-C1D-ND	2.62	111.09	107.40
33	k5	201	CYC	OC-C1C-C2C	-2.62	124.09	126.17
43	Z1	101	BCR	C8-C7-C6	-2.62	119.83	127.20
37	d1	408	PL9	C53-C6-C1	2.62	120.35	114.99
45	A1	412	PHO	C4B-NB-C1B	-2.62	104.77	108.83
36	B1	602	CLA	C2A-C1A-CHA	2.62	128.44	123.86
33	B4	1001	CYC	C2B-C1B-NB	2.62	110.83	106.99
33	XB	201	CYC	CHB-C4A-C3A	2.62	131.64	124.90
42	dE	410	LHG	O8-C23-C24	2.62	120.14	111.91

Continued on next page...

Continued from previous page...

Mol	Chain	Res	Type	Atoms	Z	Observed(^{o})	Ideal(^{o})
44	cD	518	DGD	O1G-C1A-C2A	2.62	120.14	111.91
36	HE	101	CLA	C2D-C1D-ND	-2.62	108.17	110.10
36	cE	508	CLA	C2A-C1A-CHA	2.62	128.44	123.86
33	X4	201	CYC	CHB-C4A-C3A	2.62	131.64	124.90
33	S4	201	CYC	C2A-C1A-NA	2.62	113.86	110.05
33	jK	201	CYC	CHA-C4D-C3D	-2.62	121.24	127.15
38	DD	414	SQD	C45-O47-C7	-2.62	111.34	117.79
42	dD	410	LHG	O8-C23-C24	2.62	120.13	111.91
33	kH	201	CYC	OC-C1C-C2C	-2.62	124.09	126.17
37	dE	408	PL9	C53-C6-C1	2.62	120.35	114.99
43	zD	101	BCR	C8-C7-C6	-2.62	119.84	127.20
36	BD	602	CLA	C2A-C1A-CHA	2.62	128.44	123.86
33	P4	201	CYC	C1D-C2D-C3D	-2.62	104.45	107.79
37	AD	406	PL9	C7-C8-C9	-2.62	122.43	126.79
36	cD	510	CLA	CAA-CBA-CGA	-2.62	105.60	113.25
45	a1	413	PHO	O2A-CGA-O1A	-2.62	116.98	123.59
33	cC	202	CYC	CMB-C2B-C1B	2.62	127.44	124.17
33	c3	201	CYC	OC-C1C-C2C	-2.62	124.09	126.17
33	gJ	202	CYC	OC-C1C-C2C	-2.62	124.09	126.17
36	aD	405	CLA	C2A-C1A-CHA	2.62	128.44	123.86
43	bE	618	BCR	C1-C6-C5	-2.62	118.93	122.61
42	d1	410	LHG	O8-C23-C24	2.62	120.12	111.91
33	R4	201	CYC	OC-C1C-C2C	-2.62	124.09	126.17
44	c1	518	DGD	O1G-C1A-C2A	2.62	120.12	111.91
37	DE	408	PL9	C53-C6-C1	2.62	120.34	114.99
33	TB	201	CYC	OC-C1C-NC	2.62	128.11	124.94
36	HE	103	CLA	O2D-CGD-O1D	-2.62	118.72	123.84
33	SB	201	CYC	C2A-C1A-NA	2.62	113.86	110.05
33	d2	201	CYC	OB-C4B-NB	-2.62	119.00	125.08
36	cE	510	CLA	CAA-CBA-CGA	-2.62	105.61	113.25
38	D1	413	SQD	C45-O47-C7	-2.62	111.35	117.79
45	aE	412	PHO	O2A-CGA-O1A	-2.62	116.99	123.59
45	D1	402	PHO	OBD-CAD-C3D	-2.62	123.64	127.98
45	DE	401	PHO	C4B-NB-C1B	-2.61	104.78	108.83
33	c5	201	CYC	OC-C1C-C2C	-2.61	124.09	126.17
36	hE	102	CLA	C2D-C1D-ND	-2.61	108.18	110.10
36	H1	103	CLA	O2D-CGD-O1D	-2.61	118.73	123.84
47	fD	101	HEM	C2A-C1A-NA	-2.61	107.23	110.15
33	3F	101	CYC	C1A-C2A-C3A	-2.61	103.89	106.78
37	d1	408	PL9	C15-C14-C16	2.61	119.67	115.27
36	c1	502	CLA	O2D-CGD-O1D	-2.61	118.73	123.84
33	dK	201	CYC	C1B-C2B-C3B	-2.61	105.14	107.87

Continued on next page...

Continued from previous page...

Mol	Chain	Res	Type	Atoms	Z	Observed(^{o})	Ideal(^{o})
33	c9	201	CYC	OC-C1C-C2C	-2.61	124.10	126.17
33	gH	202	CYC	OC-C1C-C2C	-2.61	124.10	126.17
33	OG	201	CYC	CHB-C1B-NB	-2.61	120.45	126.06
33	OL	201	CYC	CHB-C1B-NB	-2.61	120.45	126.06
36	hD	102	CLA	C2D-C1D-ND	-2.61	108.18	110.10
36	HD	103	CLA	O2D-CGD-O1D	-2.61	118.73	123.84
36	cE	514	CLA	O2D-CGD-O1D	-2.61	118.73	123.84
33	g3	202	CYC	OC-C1C-C2C	-2.61	124.10	126.17
33	T4	201	CYC	OC-C1C-NC	2.61	128.10	124.94
36	HD	101	CLA	C2D-C1D-ND	-2.61	108.18	110.10
33	SB	201	CYC	CAD-CBD-CGD	-2.61	107.98	113.60
36	c1	510	CLA	CAA-CBA-CGA	-2.61	105.63	113.25
45	DD	403	PHO	C9-C8-C10	-2.61	101.84	111.29
33	g5	202	CYC	OC-C1C-C2C	-2.61	124.10	126.17
33	g8	202	CYC	OC-C1C-C2C	-2.61	124.10	126.17
37	DD	408	PL9	C15-C14-C16	2.61	119.66	115.27
33	PB	201	CYC	C2D-C1D-ND	2.61	111.07	107.40
33	1G	201	CYC	C4A-C3A-C2A	-2.61	103.51	106.51
36	c1	508	CLA	C2A-C1A-CHA	2.61	128.42	123.86
36	cD	514	CLA	O2D-CGD-O1D	-2.61	118.74	123.84
47	fE	101	HEM	C2A-C1A-NA	-2.61	107.23	110.15
45	aD	412	PHO	C4B-NB-C1B	-2.61	104.79	108.83
36	c1	514	CLA	O2D-CGD-O1D	-2.61	118.74	123.84
33	d7	201	CYC	OB-C4B-NB	-2.61	119.02	125.08
33	g6	202	CYC	OC-C1C-C2C	-2.61	124.10	126.17
36	C1	507	CLA	CHB-C4A-NA	2.61	128.12	124.51
45	aE	412	PHO	C4D-CHA-CBD	-2.61	107.34	108.52
36	bE	607	CLA	CHD-C1D-ND	-2.61	122.06	124.45
33	k2	201	CYC	OC-C1C-C2C	-2.61	124.10	126.17
33	LG	201	CYC	O2D-CGD-CBD	2.61	122.40	114.03
33	MK	201	CYC	CHD-C1D-C2D	2.61	133.89	127.49
33	KG	201	CYC	C4D-ND-C1D	-2.60	105.14	109.79
33	aF	201	CYC	CAD-CBD-CGD	-2.60	108.00	113.60
33	KL	201	CYC	C4D-ND-C1D	-2.60	105.14	109.79
33	g7	202	CYC	OC-C1C-C2C	-2.60	124.10	126.17
33	dA	201	CYC	OB-C4B-NB	-2.60	119.03	125.08
36	aE	405	CLA	C2A-C1A-CHA	2.60	128.41	123.86
33	d5	201	CYC	OB-C4B-NB	-2.60	119.03	125.08
33	4G	201	CYC	C4D-ND-C1D	-2.60	105.14	109.79
33	LL	201	CYC	O2D-CGD-CBD	2.60	122.39	114.03
33	KF	201	CYC	OC-C1C-C2C	-2.60	124.10	126.17
33	gC	301	CYC	OC-C1C-C2C	-2.60	124.10	126.17

Continued on next page...

Continued from previous page...

Mol	Chain	Res	Type	Atoms	Z	Observed(^{o})	Ideal(^{o})
33	d6	201	CYC	OB-C4B-NB	-2.60	119.03	125.08
33	dH	201	CYC	OB-C4B-NB	-2.60	119.03	125.08
33	7G	201	CYC	O2A-CGA-CBA	2.60	122.39	114.03
36	CE	507	CLA	CHB-C4A-NA	2.60	128.11	124.51
36	CE	504	CLA	CAA-C2A-C3A	-2.60	105.65	112.78
33	g2	202	CYC	OC-C1C-C2C	-2.60	124.11	126.17
36	CD	504	CLA	CAA-C2A-C3A	-2.60	105.66	112.78
36	a1	406	CLA	C2A-C1A-CHA	2.60	128.41	123.86
33	d9	201	CYC	OB-C4B-NB	-2.60	119.03	125.08
33	7L	201	CYC	O2A-CGA-CBA	2.60	122.38	114.03
33	kJ	201	CYC	OC-C1C-C2C	-2.60	124.11	126.17
33	S4	201	CYC	C1A-C2A-C3A	-2.60	103.91	106.78
36	CD	504	CLA	CMC-C2C-C1C	-2.60	121.08	125.04
43	BD	617	BCR	C30-C25-C26	-2.60	118.95	122.61
33	kC	201	CYC	OC-C1C-C2C	-2.60	124.11	126.17
36	xE	101	CLA	CHB-C4A-NA	2.60	128.10	124.51
33	dC	201	CYC	OB-C4B-NB	-2.60	119.04	125.08
33	4L	201	CYC	C4D-ND-C1D	-2.60	105.16	109.79
37	aD	408	PL9	C30-C29-C31	2.60	119.64	115.27
33	RB	201	CYC	OC-C1C-C2C	-2.60	124.11	126.17
33	cF	201	CYC	OC-C1C-C2C	-2.60	124.11	126.17
33	PB	201	CYC	C1D-C2D-C3D	-2.60	104.48	107.79
33	g3	202	CYC	CHB-C1B-NB	-2.60	120.48	126.06
43	z1	101	BCR	C8-C7-C6	-2.60	119.91	127.20
36	BE	605	CLA	CHD-C1D-ND	-2.60	122.07	124.45
44	HE	102	DGD	C2G-O2G-C1B	-2.60	111.40	117.79
33	SG	201	CYC	C4A-C3A-C2A	-2.60	103.53	106.51
36	h1	102	CLA	C2D-C1D-ND	-2.60	108.19	110.10
43	IE	102	BCR	C24-C25-C26	2.60	127.75	121.46
36	C1	504	CLA	CMC-C2C-C1C	-2.60	121.09	125.04
37	aE	408	PL9	C30-C29-C31	2.60	119.64	115.27
33	9F	201	CYC	C4A-C3A-C2A	-2.60	103.53	106.51
33	2G	201	CYC	CHB-C1B-NB	-2.59	120.49	126.06
33	c7	202	CYC	CMB-C2B-C1B	2.59	127.41	124.17
33	i3	202	CYC	CHB-C1B-NB	-2.59	120.49	126.06
33	nK	201	CYC	CHB-C1B-NB	-2.59	120.49	126.06
37	a1	409	PL9	C30-C29-C31	2.59	119.64	115.27
33	YF	201	CYC	C1B-C2B-C3B	-2.59	105.16	107.87
39	a1	408	LMG	C8-O7-C10	-2.59	111.41	117.79
43	I1	102	BCR	C24-C25-C26	2.59	127.75	121.46
36	C1	504	CLA	CAA-C2A-C3A	-2.59	105.68	112.78
33	gK	201	CYC	CAA-C2A-C1A	2.59	129.60	125.01

Continued on next page...

Continued from previous page...

Mol	Chain	Res	Type	Atoms	Z	Observed(^{o})	Ideal(^{o})
33	dI	201	CYC	OB-C4B-NB	-2.59	119.05	125.08
37	DE	408	PL9	C15-C14-C16	2.59	119.63	115.27
33	tB	1001	CYC	C1B-CHB-C4A	2.59	134.42	128.08
33	c8	202	CYC	CMB-C2B-C1B	2.59	127.40	124.17
43	zE	101	BCR	C8-C7-C6	-2.59	119.92	127.20
36	CE	504	CLA	CMC-C2C-C1C	-2.59	121.09	125.04
33	2L	201	CYC	CHB-C1B-NB	-2.59	120.49	126.06
33	gI	301	CYC	OC-C1C-C2C	-2.59	124.11	126.17
43	CE	516	BCR	C15-C14-C13	-2.59	123.61	127.31
36	cE	509	CLA	OBD-CAD-C3D	2.59	134.76	128.52
33	d3	201	CYC	OB-C4B-NB	-2.59	119.06	125.08
33	t4	1001	CYC	C1B-CHB-C4A	2.59	134.41	128.08
33	kK	201	CYC	CHD-C4C-NC	2.59	128.29	125.20
33	g2	202	CYC	CHB-C1B-NB	-2.59	120.50	126.06
33	gJ	202	CYC	CHB-C1B-NB	-2.59	120.50	126.06
43	bD	618	BCR	C30-C25-C26	-2.59	118.96	122.61
33	i2	202	CYC	CHB-C1B-NB	-2.59	120.50	126.06
33	W4	201	CYC	CHA-C4D-C3D	-2.59	121.31	127.15
33	3K	101	CYC	C1A-C2A-C3A	-2.59	103.92	106.78
33	XB	201	CYC	C1D-C2D-C3D	-2.59	104.49	107.79
33	B4	1001	CYC	CBB-CAB-C3B	-2.59	105.29	112.43
33	WB	201	CYC	CHA-C4D-C3D	-2.59	121.31	127.15
33	c3	202	CYC	CMB-C2B-C1B	2.59	127.40	124.17
36	CD	507	CLA	CHB-C4A-NA	2.59	128.09	124.51
33	BB	1001	CYC	CBB-CAB-C3B	-2.59	105.29	112.43
33	i5	202	CYC	CHB-C1B-NB	-2.59	120.50	126.06
33	d8	201	CYC	OB-C4B-NB	-2.59	119.06	125.08
33	iJ	202	CYC	CHB-C1B-NB	-2.59	120.50	126.06
37	aD	408	PL9	C35-C34-C36	2.59	119.62	115.27
42	DD	410	LHG	O8-C23-C24	2.59	120.03	111.91
36	C1	505	CLA	C2D-C1D-ND	-2.59	108.20	110.10
36	C1	512	CLA	C2D-C1D-ND	-2.59	108.20	110.10
36	cD	509	CLA	OBD-CAD-C3D	2.59	134.75	128.52
33	nF	201	CYC	CHB-C1B-NB	-2.59	120.50	126.06
36	xD	101	CLA	CHB-C4A-NA	2.59	128.09	124.51
33	6L	201	CYC	CMD-C2D-C1D	2.59	129.35	125.56
42	D1	409	LHG	O8-C23-C24	2.59	120.03	111.91
33	KK	201	CYC	OC-C1C-C2C	-2.59	124.12	126.17
36	CE	509	CLA	O2D-CGD-O1D	-2.59	118.78	123.84
44	HD	102	DGD	C2G-O2G-C1B	-2.59	111.42	117.79
45	a1	413	PHO	C4D-CHA-CBD	-2.59	107.35	108.52
33	1L	201	CYC	C4A-C3A-C2A	-2.59	103.54	106.51

Continued on next page...

Continued from previous page...

Mol	Chain	Res	Type	Atoms	Z	Observed(^{o})	Ideal(^{o})
33	kF	201	CYC	CHD-C4C-NC	2.59	128.28	125.20
42	DE	410	LHG	O8-C23-C24	2.59	120.02	111.91
36	CE	505	CLA	C2D-C1D-ND	-2.59	108.20	110.10
36	C1	513	CLA	C2A-C1A-CHA	2.58	128.38	123.86
33	dJ	201	CYC	OB-C4B-NB	-2.58	119.07	125.08
33	ZF	201	CYC	C1A-C2A-C3A	-2.58	103.92	106.78
33	JF	201	CYC	CHA-C4D-ND	-2.58	119.40	125.32
33	cH	201	CYC	OC-C1C-C2C	-2.58	124.12	126.17
33	ZF	201	CYC	CHB-C1B-NB	-2.58	120.51	126.06
33	7G	201	CYC	CHB-C1B-C2B	2.58	132.07	126.95
47	f1	101	HEM	C2A-C1A-NA	-2.58	107.26	110.15
33	iI	202	CYC	CHB-C1B-NB	-2.58	120.51	126.06
33	k6	201	CYC	OC-C1C-C2C	-2.58	124.12	126.17
33	JK	201	CYC	CHA-C4D-ND	-2.58	119.40	125.32
33	MF	201	CYC	CHD-C1D-C2D	2.58	133.83	127.49
38	hD	103	SQD	O48-C23-O10	-2.58	117.07	123.59
45	aE	412	PHO	C4B-NB-C1B	-2.58	104.83	108.83
33	c8	201	CYC	OC-C1C-C2C	-2.58	124.12	126.17
36	C1	508	CLA	O2D-CGD-O1D	-2.58	118.79	123.84
42	A1	411	LHG	O8-C23-C24	2.58	120.01	111.91
33	i8	202	CYC	CHB-C1B-NB	-2.58	120.52	126.06
38	hE	103	SQD	O48-C23-O10	-2.58	117.08	123.59
36	aE	404	CLA	O2D-CGD-O1D	-2.58	118.79	123.84
33	X4	201	CYC	C1D-C2D-C3D	-2.58	104.50	107.79
33	9K	201	CYC	C4A-C3A-C2A	-2.58	103.54	106.51
33	aK	201	CYC	CAD-CBD-CGD	-2.58	108.05	113.60
37	a1	409	PL9	C35-C34-C36	2.58	119.61	115.27
33	g9	202	CYC	CHB-C1B-NB	-2.58	120.52	126.06
33	i9	202	CYC	CHB-C1B-NB	-2.58	120.52	126.06
33	iH	202	CYC	CHB-C1B-NB	-2.58	120.52	126.06
45	aD	412	PHO	C4-C3-C5	2.58	119.61	115.27
42	AE	411	LHG	O8-C23-C24	2.58	120.00	111.91
36	C1	509	CLA	O2D-CGD-O1D	-2.58	118.80	123.84
33	cK	201	CYC	OC-C1C-C2C	-2.58	124.12	126.17
36	B1	605	CLA	CHB-C4A-NA	2.58	128.08	124.51
44	H1	102	DGD	C2G-O2G-C1B	-2.58	111.44	117.79
33	SG	201	CYC	CHB-C1B-NB	-2.58	120.52	126.06
45	DE	403	PHO	O1D-CGD-CBD	-2.58	120.45	124.74
33	7L	201	CYC	CHB-C1B-C2B	2.58	132.06	126.95
33	ZK	201	CYC	CHB-C1B-NB	-2.58	120.53	126.06
33	iC	202	CYC	CHB-C1B-NB	-2.58	120.53	126.06
36	c1	509	CLA	OBD-CAD-C3D	2.58	134.72	128.52

Continued on next page...

Continued from previous page...

Mol	Chain	Res	Type	Atoms	Z	Observed(^{o})	Ideal(^{o})
36	cD	512	CLA	CMB-C2B-C3B	2.58	132.83	126.59
38	h1	103	SQD	O48-C23-O10	-2.58	117.09	123.59
33	gC	301	CYC	CHB-C1B-NB	-2.58	120.53	126.06
40	A1	409	LMT	C4'-C3'-C2'	2.58	115.32	110.82
33	g8	202	CYC	CHB-C1B-NB	-2.58	120.53	126.06
33	c9	202	CYC	CMB-C2B-C1B	2.58	127.38	124.17
33	SL	201	CYC	C4A-C3A-C2A	-2.58	103.55	106.51
33	TB	201	CYC	CHA-C4D-C3D	-2.58	121.34	127.15
33	g6	202	CYC	CHB-C1B-NB	-2.57	120.53	126.06
33	gA	301	CYC	CHB-C1B-NB	-2.57	120.53	126.06
33	gI	301	CYC	CHB-C1B-NB	-2.57	120.53	126.06
45	A1	412	PHO	C4-C3-C5	2.57	119.60	115.27
36	DD	406	CLA	CHB-C4A-NA	2.57	128.07	124.51
36	CD	512	CLA	C2D-C1D-ND	-2.57	108.21	110.10
33	gH	202	CYC	CHB-C1B-NB	-2.57	120.53	126.06
33	cH	202	CYC	CMB-C2B-C1B	2.57	127.38	124.17
33	iA	202	CYC	CHB-C1B-NB	-2.57	120.53	126.06
33	gF	201	CYC	CAA-C2A-C1A	2.57	129.56	125.01
33	cJ	201	CYC	OC-C1C-C2C	-2.57	124.13	126.17
39	aD	407	LMG	C8-O7-C10	-2.57	111.46	117.79
39	aE	407	LMG	C8-O7-C10	-2.57	111.46	117.79
33	QL	201	CYC	C1A-C2A-C3A	-2.57	103.94	106.78
33	g5	202	CYC	CHB-C1B-NB	-2.57	120.53	126.06
36	cE	514	CLA	CMB-C2B-C3B	2.57	132.82	126.59
36	BD	605	CLA	CHD-C1D-ND	-2.57	122.09	124.45
36	cD	514	CLA	CMB-C2B-C3B	2.57	132.82	126.59
36	cE	512	CLA	CMB-C2B-C3B	2.57	132.82	126.59
33	i7	202	CYC	CHB-C1B-NB	-2.57	120.54	126.06
36	CE	513	CLA	O2D-CGD-O1D	-2.57	118.81	123.84
33	c5	202	CYC	CMB-C2B-C1B	2.57	127.38	124.17
36	a1	407	CLA	C4-C3-C5	2.57	119.60	115.27
33	c6	201	CYC	OC-C1C-C2C	-2.57	124.13	126.17
33	cI	201	CYC	OC-C1C-C2C	-2.57	124.13	126.17
36	BE	605	CLA	C3C-C4C-NC	-2.57	107.69	110.57
36	aE	406	CLA	C4-C3-C5	2.57	119.59	115.27
42	AD	411	LHG	O8-C23-C24	2.57	119.97	111.91
33	fK	201	CYC	CAA-C2A-C1A	2.57	129.55	125.01
43	B1	616	BCR	C8-C7-C6	-2.57	119.99	127.20
33	CB	1001	CYC	C1A-C2A-C3A	-2.57	103.94	106.78
33	i6	202	CYC	CHB-C1B-NB	-2.57	120.54	126.06
33	T4	201	CYC	CHA-C4D-C3D	-2.57	121.36	127.15
43	CD	516	BCR	C15-C14-C13	-2.57	123.65	127.31

Continued on next page...

Continued from previous page...

Mol	Chain	Res	Type	Atoms	Z	Observed(^{o})	Ideal(^{o})
43	B1	617	BCR	C30-C25-C26	-2.57	119.00	122.61
43	BE	617	BCR	C30-C25-C26	-2.57	119.00	122.61
33	b5	201	CYC	C4D-ND-C1D	-2.57	105.21	109.79
33	6G	201	CYC	CMD-C2D-C1D	2.57	129.32	125.56
33	hI	201	CYC	C4D-ND-C1D	-2.57	105.21	109.79
45	D1	402	PHO	O1D-CGD-CBD	-2.56	120.47	124.74
47	V1	201	HEM	CHB-C1B-C2B	-2.56	119.61	126.73
36	CD	508	CLA	O2D-CGD-O1D	-2.56	118.82	123.84
33	cC	201	CYC	OC-C1C-C2C	-2.56	124.13	126.17
33	h5	201	CYC	C4D-ND-C1D	-2.56	105.21	109.79
33	eJ	201	CYC	CHB-C1B-NB	-2.56	120.55	126.06
33	ZK	201	CYC	CBC-CAC-C3C	2.56	119.17	113.47
38	AD	407	SQD	O9-S-C6	2.56	109.98	106.94
36	A1	404	CLA	CMC-C2C-C1C	-2.56	121.14	125.04
33	eI	201	CYC	CHB-C1B-NB	-2.56	120.56	126.06
36	aD	406	CLA	C4-C3-C5	2.56	119.58	115.27
36	bD	607	CLA	CHD-C1D-ND	-2.56	122.10	124.45
33	b6	201	CYC	C4D-ND-C1D	-2.56	105.22	109.79
33	z4	201	CYC	C2C-C1C-NC	2.56	110.48	108.27
33	SL	201	CYC	CHB-C1B-NB	-2.56	120.56	126.06
36	CD	505	CLA	C2D-C1D-ND	-2.56	108.22	110.10
36	c1	507	CLA	CHB-C1B-NB	2.56	126.97	124.26
36	aD	405	CLA	C3A-C2A-C1A	2.56	105.18	101.34
33	c6	202	CYC	CMB-C2B-C1B	2.56	127.36	124.17
33	cJ	202	CYC	CMB-C2B-C1B	2.56	127.36	124.17
36	c1	512	CLA	CMB-C2B-C3B	2.56	132.79	126.59
33	7G	201	CYC	CHD-C4C-NC	2.56	128.25	125.20
33	ZF	201	CYC	CBC-CAC-C3C	2.56	119.17	113.47
33	c2	201	CYC	CHB-C1B-NB	-2.56	120.56	126.06
33	ZK	201	CYC	C1A-C2A-C3A	-2.56	103.95	106.78
36	CD	509	CLA	O2D-CGD-O1D	-2.56	118.83	123.84
36	B1	614	CLA	C3C-C4C-NC	-2.56	107.70	110.57
47	VE	201	HEM	CHB-C1B-C2B	-2.56	119.62	126.73
33	R4	201	CYC	C4A-C3A-C2A	-2.56	103.57	106.51
33	YK	201	CYC	C1B-C2B-C3B	-2.56	105.20	107.87
33	5G	201	CYC	CHB-C4A-C3A	2.56	131.48	124.90
33	cA	202	CYC	CMB-C2B-C1B	2.56	127.36	124.17
33	hA	201	CYC	C4D-ND-C1D	-2.56	105.22	109.79
43	bD	617	BCR	C8-C7-C6	-2.56	120.02	127.20
33	C4	1001	CYC	C1A-C2A-C3A	-2.56	103.95	106.78
36	D1	405	CLA	CHB-C4A-NA	2.56	128.05	124.51
36	CE	508	CLA	O2D-CGD-O1D	-2.56	118.84	123.84

Continued on next page...

Continued from previous page...

Mol	Chain	Res	Type	Atoms	Z	Observed(^{o})	Ideal(^{o})
33	j3	201	CYC	C4D-ND-C1D	-2.56	105.22	109.79
36	ID	101	CLA	C3B-C4B-NB	-2.56	108.14	110.52
38	AE	407	SQD	O9-S-C6	2.56	109.98	106.94
33	c2	202	CYC	CMB-C2B-C1B	2.56	127.36	124.17
33	JL	201	CYC	CAD-CBD-CGD	-2.56	108.10	113.60
44	h1	104	DGD	O5D-C1E-C2E	-2.56	104.31	108.30
36	C1	513	CLA	O2D-CGD-O1D	-2.56	118.84	123.84
33	e5	201	CYC	CHB-C1B-NB	-2.56	120.57	126.06
43	BD	616	BCR	C8-C7-C6	-2.56	120.02	127.20
33	NG	201	CYC	CHA-C4D-C3D	-2.56	121.38	127.15
33	d8	201	CYC	C4D-ND-C1D	-2.56	105.23	109.79
33	BB	1002	CYC	C1A-C2A-C3A	-2.56	103.95	106.78
33	zB	201	CYC	C2C-C1C-NC	2.56	110.48	108.27
40	AD	409	LMT	C4'-C3'-C2'	2.56	115.29	110.82
43	b1	617	BCR	C8-C7-C6	-2.56	120.02	127.20
33	d7	201	CYC	C4D-ND-C1D	-2.56	105.23	109.79
33	bI	201	CYC	C4D-ND-C1D	-2.56	105.23	109.79
36	b1	615	CLA	C3C-C4C-NC	-2.56	107.70	110.57
36	BD	605	CLA	CHB-C4A-NA	2.56	128.05	124.51
36	BD	607	CLA	O2D-CGD-O1D	-2.56	118.84	123.84
36	aD	404	CLA	O2D-CGD-O1D	-2.56	118.84	123.84
33	h3	201	CYC	C4D-ND-C1D	-2.56	105.23	109.79
33	hC	201	CYC	C4D-ND-C1D	-2.56	105.23	109.79
33	cI	201	CYC	CHB-C1B-NB	-2.56	120.57	126.06
45	DE	403	PHO	OBD-CAD-C3D	-2.56	123.74	127.98
43	zE	101	BCR	C38-C26-C27	2.56	118.53	113.62
43	ZE	101	BCR	C36-C18-C17	-2.55	119.34	122.92
36	c1	514	CLA	CMB-C2B-C3B	2.55	132.78	126.59
47	vE	201	HEM	CHB-C1B-C2B	-2.55	119.63	126.73
36	a1	405	CLA	O2D-CGD-O1D	-2.55	118.84	123.84
33	c2	201	CYC	OC-C1C-C2C	-2.55	124.14	126.17
33	g7	202	CYC	CHB-C1B-NB	-2.55	120.58	126.06
33	5L	201	CYC	CHB-C4A-C3A	2.55	131.47	124.90
36	B1	602	CLA	C3C-C4C-NC	-2.55	107.71	110.57
36	CD	513	CLA	O2D-CGD-O1D	-2.55	118.85	123.84
33	h2	201	CYC	C4D-ND-C1D	-2.55	105.23	109.79
36	bE	614	CLA	C3B-C4B-NB	-2.55	108.15	110.52
36	BE	605	CLA	CHB-C4A-NA	2.55	128.04	124.51
43	BD	616	BCR	C1-C6-C5	-2.55	119.02	122.61
33	fF	201	CYC	CAA-C2A-C1A	2.55	129.52	125.01
47	VD	201	HEM	CHB-C1B-C2B	-2.55	119.64	126.73
43	BE	616	BCR	C8-C7-C6	-2.55	120.04	127.20

Continued on next page...

Continued from previous page...

Mol	Chain	Res	Type	Atoms	Z	Observed(^{o})	Ideal(^{o})
33	dJ	201	CYC	C4D-ND-C1D	-2.55	105.24	109.79
43	ZE	101	BCR	C38-C26-C27	2.55	118.52	113.62
33	eC	201	CYC	CHB-C1B-NB	-2.55	120.58	126.06
44	JE	101	DGD	O1G-C1A-C2A	2.55	119.91	111.91
45	DE	401	PHO	C14-C13-C15	2.55	120.53	111.29
33	j5	201	CYC	C4D-ND-C1D	-2.55	105.24	109.79
33	hJ	201	CYC	C4D-ND-C1D	-2.55	105.24	109.79
37	aE	408	PL9	C35-C34-C36	2.55	119.56	115.27
36	DE	405	CLA	CAA-C2A-C3A	-2.55	105.79	112.78
33	cI	202	CYC	CMB-C2B-C1B	2.55	127.35	124.17
33	3F	101	CYC	C1B-CHB-C4A	2.55	134.31	128.08
33	b7	201	CYC	C4D-ND-C1D	-2.55	105.24	109.79
33	3K	101	CYC	C1B-CHB-C4A	2.55	134.31	128.08
47	vD	201	HEM	CHB-C1B-C2B	-2.55	119.65	126.73
33	IF	201	CYC	CAB-C3B-C2B	2.55	131.89	127.53
43	ZE	101	BCR	C1-C6-C5	-2.55	119.02	122.61
43	B1	616	BCR	C1-C6-C5	-2.55	119.02	122.61
36	DD	405	CLA	CAA-C2A-C3A	-2.55	105.80	112.78
33	GL	201	CYC	CMB-C2B-C1B	2.55	127.35	124.17
33	dI	201	CYC	C4D-ND-C1D	-2.55	105.24	109.79
33	B4	1002	CYC	C1A-C2A-C3A	-2.55	103.96	106.78
37	A1	406	PL9	C30-C29-C31	2.55	119.56	115.27
33	NL	201	CYC	CHA-C4D-C3D	-2.55	121.40	127.15
43	zD	101	BCR	C38-C26-C27	2.55	118.51	113.62
33	JG	201	CYC	CAD-CBD-CGD	-2.55	108.12	113.60
36	AD	405	CLA	C3B-C4B-NB	-2.55	108.15	110.52
33	b3	201	CYC	C4D-ND-C1D	-2.55	105.25	109.79
33	cA	201	CYC	OC-C1C-C2C	-2.55	124.15	126.17
40	AE	409	LMT	C4'-C3'-C2'	2.55	115.27	110.82
36	CD	513	CLA	C2A-C1A-CHA	2.55	128.31	123.86
43	bE	617	BCR	C8-C7-C6	-2.55	120.05	127.20
36	aE	405	CLA	C3A-C2A-C1A	2.55	105.15	101.34
43	C1	516	BCR	C15-C14-C13	-2.55	123.68	127.31
36	BD	609	CLA	C3B-C4B-NB	-2.55	108.15	110.52
36	C1	508	CLA	C3B-C4B-NB	-2.55	108.15	110.52
33	e2	201	CYC	CHB-C1B-NB	-2.55	120.59	126.06
33	dC	201	CYC	C4D-ND-C1D	-2.55	105.25	109.79
36	dE	405	CLA	CAA-C2A-C3A	-2.55	105.81	112.78
43	BE	616	BCR	C1-C6-C5	-2.55	119.03	122.61
33	c3	201	CYC	CHB-C1B-NB	-2.55	120.59	126.06
33	LL	201	CYC	CBC-CAC-C3C	2.55	119.13	113.47
33	bA	201	CYC	C4D-ND-C1D	-2.55	105.25	109.79

Continued on next page...

Continued from previous page...

Mol	Chain	Res	Type	Atoms	Z	Observed(^{o})	Ideal(^{o})
36	DE	406	CLA	CHB-C4A-NA	2.54	128.03	124.51
33	c9	201	CYC	CHB-C1B-NB	-2.54	120.59	126.06
43	z1	101	BCR	C38-C26-C27	2.54	118.50	113.62
36	x1	101	CLA	CHB-C4A-NA	2.54	128.03	124.51
36	bE	607	CLA	CHB-C4A-NA	2.54	128.03	124.51
45	DD	403	PHO	OBD-CAD-C3D	-2.54	123.76	127.98
33	TB	201	CYC	CHB-C4A-C3A	2.54	131.44	124.90
33	HG	201	CYC	C1B-CHB-C4A	2.54	134.30	128.08
33	f6	201	CYC	C4D-ND-C1D	-2.54	105.25	109.79
33	T4	201	CYC	CHB-C4A-C3A	2.54	131.44	124.90
33	j6	201	CYC	C4D-ND-C1D	-2.54	105.25	109.79
33	bH	201	CYC	C4D-ND-C1D	-2.54	105.25	109.79
33	j8	201	CYC	C4D-ND-C1D	-2.54	105.25	109.79
33	dH	201	CYC	C4D-ND-C1D	-2.54	105.25	109.79
33	fI	201	CYC	C4D-ND-C1D	-2.54	105.25	109.79
45	a1	413	PHO	C4B-NB-C1B	-2.54	104.89	108.83
36	c1	508	CLA	CMB-C2B-C1B	-2.54	121.50	125.37
33	k7	201	CYC	CHB-C1B-NB	-2.54	120.60	126.06
36	BE	610	CLA	CHC-C1C-NC	2.54	128.06	124.20
37	AD	406	PL9	C30-C29-C31	2.54	119.55	115.27
33	hH	201	CYC	C4D-ND-C1D	-2.54	105.25	109.79
43	CD	519	BCR	C3-C4-C5	-2.54	109.54	114.08
33	e3	201	CYC	CHB-C1B-NB	-2.54	120.60	126.06
33	eH	201	CYC	CHB-C1B-NB	-2.54	120.60	126.06
33	z4	201	CYC	C4D-ND-C1D	-2.54	105.25	109.79
33	h7	201	CYC	C4D-ND-C1D	-2.54	105.25	109.79
36	bD	607	CLA	CHB-C4A-NA	2.54	128.03	124.51
33	k5	201	CYC	CHB-C1B-NB	-2.54	120.60	126.06
33	e8	201	CYC	CHB-C1B-NB	-2.54	120.60	126.06
33	jA	201	CYC	C4D-ND-C1D	-2.54	105.26	109.79
44	cE	516	DGD	C2G-O2G-C1B	2.54	124.05	117.79
36	bD	615	CLA	C3C-C4C-NC	-2.54	107.72	110.57
33	LG	201	CYC	CBC-CAC-C3C	2.54	119.12	113.47
33	MF	201	CYC	C4D-CHA-C1A	2.54	133.98	128.28
33	f3	201	CYC	C4D-ND-C1D	-2.54	105.26	109.79
33	dA	201	CYC	C4D-ND-C1D	-2.54	105.26	109.79
44	JD	101	DGD	O1G-C1A-C2A	2.54	119.88	111.91
43	Z1	101	BCR	C36-C18-C17	-2.54	119.36	122.92
33	d5	201	CYC	C4D-ND-C1D	-2.54	105.26	109.79
36	BD	605	CLA	C3C-C4C-NC	-2.54	107.72	110.57
47	v1	201	HEM	CHB-C1B-C2B	-2.54	119.68	126.73
33	i9	202	CYC	OC-C1C-C2C	-2.54	124.15	126.17

Continued on next page...

Continued from previous page...

Mol	Chain	Res	Type	Atoms	Z	Observed(^{o})	Ideal(^{o})
47	ED	101	HEM	C2A-C1A-NA	-2.54	107.31	110.15
33	k6	201	CYC	CHB-C1B-NB	-2.54	120.61	126.06
36	AE	405	CLA	C3B-C4B-NB	-2.54	108.16	110.52
36	B1	609	CLA	C3B-C4B-NB	-2.54	108.16	110.52
44	J1	101	DGD	O1G-C1A-C2A	2.54	119.87	111.91
33	jJ	201	CYC	C4D-ND-C1D	-2.54	105.26	109.79
36	a1	406	CLA	C3A-C2A-C1A	2.54	105.14	101.34
36	dD	405	CLA	CAA-C2A-C3A	-2.54	105.83	112.78
33	f5	201	CYC	C4D-ND-C1D	-2.54	105.26	109.79
36	d1	405	CLA	CAA-C2A-C3A	-2.54	105.83	112.78
33	TG	201	CYC	CAD-CBD-CGD	-2.54	108.14	113.60
33	aF	201	CYC	CAA-CBA-CGA	-2.54	108.14	113.60
33	RB	201	CYC	C4A-C3A-C2A	-2.54	103.59	106.51
36	C1	515	CLA	O2D-CGD-O1D	-2.54	118.88	123.84
36	D1	404	CLA	CAA-C2A-C3A	-2.54	105.83	112.78
33	j7	201	CYC	C4D-ND-C1D	-2.54	105.26	109.79
38	A1	407	SQD	O9-S-C6	2.54	109.95	106.94
33	c7	201	CYC	OC-C1C-C2C	-2.54	124.16	126.17
36	B1	605	CLA	CHD-C1D-ND	-2.54	122.12	124.45
33	f7	201	CYC	C4D-ND-C1D	-2.54	105.26	109.79
33	h8	201	CYC	C4D-ND-C1D	-2.54	105.26	109.79
36	cE	507	CLA	CHB-C1B-NB	2.54	126.94	124.26
36	AD	404	CLA	CMC-C2C-C1C	-2.54	121.18	125.04
36	BE	601	CLA	O2D-CGD-O1D	-2.54	118.88	123.84
33	h6	201	CYC	C4D-ND-C1D	-2.54	105.27	109.79
33	h9	201	CYC	C4D-ND-C1D	-2.54	105.27	109.79
33	e9	201	CYC	CHB-C1B-NB	-2.54	120.61	126.06
33	zB	201	CYC	C4D-ND-C1D	-2.54	105.27	109.79
33	jH	201	CYC	C4D-ND-C1D	-2.54	105.27	109.79
33	S4	201	CYC	C4D-C3D-C2D	-2.53	104.62	107.62
33	hF	201	CYC	C1B-C2B-C3B	-2.53	105.23	107.87
33	IK	201	CYC	CAB-C3B-C2B	2.53	131.86	127.53
33	k2	201	CYC	CHB-C1B-NB	-2.53	120.62	126.06
33	c5	201	CYC	CHB-C1B-NB	-2.53	120.62	126.06
43	CE	519	BCR	C3-C4-C5	-2.53	109.55	114.08
33	d3	201	CYC	C4D-ND-C1D	-2.53	105.27	109.79
33	c7	201	CYC	CHB-C1B-NB	-2.53	120.62	126.06
33	eA	201	CYC	CHB-C1B-NB	-2.53	120.62	126.06
33	HL	201	CYC	C1B-CHB-C4A	2.53	134.27	128.08
36	b1	614	CLA	C3B-C4B-NB	-2.53	108.17	110.52
33	kC	201	CYC	CHB-C1B-NB	-2.53	120.62	126.06
33	d9	201	CYC	C4D-ND-C1D	-2.53	105.27	109.79

Continued on next page...

Continued from previous page...

Mol	Chain	Res	Type	Atoms	Z	Observed(^{o})	Ideal(^{o})
36	BE	607	CLA	O2D-CGD-O1D	-2.53	118.89	123.84
33	j9	201	CYC	C4D-ND-C1D	-2.53	105.27	109.79
33	fA	201	CYC	C4D-ND-C1D	-2.53	105.27	109.79
33	bC	201	CYC	C4D-ND-C1D	-2.53	105.27	109.79
36	XD	101	CLA	CHB-C4A-NA	2.53	128.01	124.51
36	b1	611	CLA	CHC-C1C-NC	2.53	128.04	124.20
33	cH	201	CYC	CHB-C1B-NB	-2.53	120.62	126.06
33	QG	201	CYC	C1A-C2A-C3A	-2.53	103.98	106.78
44	cD	516	DGD	C2G-O2G-C1B	2.53	124.02	117.79
33	cJ	201	CYC	CHB-C1B-NB	-2.53	120.62	126.06
43	ZD	101	BCR	C38-C26-C27	2.53	118.48	113.62
36	BD	601	CLA	O2D-CGD-O1D	-2.53	118.89	123.84
33	kA	201	CYC	CHB-C1B-NB	-2.53	120.63	126.06
47	EE	101	HEM	C2A-C1A-NA	-2.53	107.32	110.15
33	cC	201	CYC	CHB-C1B-NB	-2.53	120.63	126.06
33	6G	201	CYC	CHA-C4D-C3D	-2.53	121.44	127.15
33	d2	201	CYC	C4D-ND-C1D	-2.53	105.28	109.79
33	b8	201	CYC	C4D-ND-C1D	-2.53	105.28	109.79
33	k3	201	CYC	CHB-C1B-NB	-2.53	120.63	126.06
33	QL	201	CYC	CAA-C2A-C1A	2.53	129.48	125.01
33	6L	201	CYC	CHA-C4D-C3D	-2.53	121.44	127.15
33	f9	201	CYC	C4D-ND-C1D	-2.53	105.28	109.79
33	k9	201	CYC	CHB-C1B-NB	-2.53	120.63	126.06
36	b1	607	CLA	CHB-C4A-NA	2.53	128.01	124.51
33	b2	201	CYC	C4D-ND-C1D	-2.53	105.28	109.79
33	fJ	201	CYC	C4D-ND-C1D	-2.53	105.28	109.79
36	CD	515	CLA	O2D-CGD-O1D	-2.53	118.90	123.84
33	kH	201	CYC	CHB-C1B-NB	-2.53	120.63	126.06
33	fH	201	CYC	C4D-ND-C1D	-2.53	105.28	109.79
33	jI	201	CYC	C4D-ND-C1D	-2.53	105.28	109.79
33	XK	201	CYC	C2A-C1A-NA	2.53	113.72	110.05
36	bE	607	CLA	C3C-C4C-NC	-2.53	107.74	110.57
36	cD	507	CLA	CHB-C1B-NB	2.53	126.93	124.26
36	BE	613	CLA	C3B-C4B-NB	-2.53	108.17	110.52
33	aK	201	CYC	CAA-CBA-CGA	-2.53	108.17	113.60
33	kI	201	CYC	CHB-C1B-NB	-2.53	120.63	126.06
33	j2	201	CYC	C4D-ND-C1D	-2.53	105.28	109.79
36	bD	607	CLA	C3C-C4C-NC	-2.53	107.74	110.57
36	C1	508	CLA	CHB-C4A-NA	2.53	128.00	124.51
36	C1	512	CLA	CAA-C2A-C3A	-2.53	105.86	112.78
33	GG	201	CYC	CMB-C2B-C1B	2.53	127.32	124.17
33	TL	201	CYC	CAD-CBD-CGD	-2.53	108.17	113.60

Continued on next page...

Continued from previous page...

Mol	Chain	Res	Type	Atoms	Z	Observed(^{o})	Ideal(^{o})
36	BE	609	CLA	CAA-C2A-C3A	-2.53	105.86	112.78
33	MK	201	CYC	C4D-CHA-C1A	2.53	133.94	128.28
36	BD	610	CLA	CHC-C1C-NC	2.53	128.03	124.20
33	f2	201	CYC	C4D-ND-C1D	-2.52	105.28	109.79
36	BD	614	CLA	C3C-C4C-NC	-2.52	107.74	110.57
36	b1	607	CLA	C3C-C4C-NC	-2.52	107.74	110.57
44	hD	104	DGD	O5D-C1E-C2E	-2.52	104.36	108.30
43	C1	519	BCR	C3-C4-C5	-2.52	109.57	114.08
33	e7	201	CYC	CHB-C1B-NB	-2.52	120.64	126.06
33	hK	201	CYC	C1B-C2B-C3B	-2.52	105.24	107.87
33	PL	201	CYC	OC-C1C-C2C	-2.52	124.17	126.17
33	jC	201	CYC	C4D-ND-C1D	-2.52	105.29	109.79
43	ZD	101	BCR	C36-C18-C17	-2.52	119.39	122.92
36	xE	101	CLA	O2D-CGD-O1D	-2.52	118.91	123.84
36	b1	607	CLA	CHD-C1D-ND	-2.52	122.14	124.45
36	CD	508	CLA	C3B-C4B-NB	-2.52	108.17	110.52
33	c6	201	CYC	CHB-C1B-NB	-2.52	120.64	126.06
33	k8	201	CYC	CHB-C1B-NB	-2.52	120.64	126.06
43	ZD	101	BCR	C1-C6-C5	-2.52	119.06	122.61
36	b1	609	CLA	O2D-CGD-O1D	-2.52	118.91	123.84
36	cE	508	CLA	CMB-C2B-C1B	-2.52	121.53	125.37
33	fC	201	CYC	C4D-ND-C1D	-2.52	105.29	109.79
33	7L	201	CYC	CHD-C4C-NC	2.52	128.20	125.20
36	CE	513	CLA	C2A-C1A-CHA	2.52	128.27	123.86
33	QG	201	CYC	CAA-C2A-C1A	2.52	129.47	125.01
36	IE	101	CLA	C3B-C4B-NB	-2.52	108.18	110.52
36	CE	515	CLA	O2D-CGD-O1D	-2.52	118.91	123.84
44	hE	104	DGD	O5D-C1E-C2E	-2.52	104.37	108.30
43	Z1	101	BCR	C38-C26-C27	2.52	118.46	113.62
36	AD	404	CLA	C2D-C1D-ND	-2.52	108.25	110.10
36	CE	512	CLA	C2D-C1D-ND	-2.52	108.25	110.10
33	yB	201	CYC	CMD-C2D-C3D	-2.52	120.16	125.61
33	f8	201	CYC	C4D-ND-C1D	-2.52	105.29	109.79
37	AE	406	PL9	C30-C29-C31	2.52	119.51	115.27
36	BE	609	CLA	C3B-C4B-NB	-2.52	108.18	110.52
36	BD	602	CLA	C3C-C4C-NC	-2.52	107.75	110.57
36	AE	404	CLA	CMC-C2C-C1C	-2.52	121.20	125.04
33	W4	201	CYC	CHD-C1D-C2D	2.52	133.67	127.49
36	bD	614	CLA	C3B-C4B-NB	-2.52	108.18	110.52
44	c1	516	DGD	C2G-O2G-C1B	2.52	123.99	117.79
33	VL	201	CYC	CAC-C3C-C4C	-2.52	106.21	112.67
33	aK	201	CYC	CHA-C4D-C3D	-2.52	121.47	127.15

Continued on next page...

Continued from previous page...

Mol	Chain	Res	Type	Atoms	Z	Observed(^{o})	Ideal(^{o})
33	bJ	201	CYC	C4D-ND-C1D	-2.52	105.30	109.79
36	CE	508	CLA	C3B-C4B-NB	-2.52	108.18	110.52
33	VG	201	CYC	CMD-C2D-C1D	2.52	129.25	125.56
36	B1	607	CLA	O2D-CGD-O1D	-2.52	118.92	123.84
33	l5	201	CYC	C4D-ND-C1D	-2.52	105.30	109.79
33	d6	201	CYC	C4D-ND-C1D	-2.52	105.30	109.79
33	b9	201	CYC	C4D-ND-C1D	-2.52	105.30	109.79
36	B1	609	CLA	CAA-C2A-C3A	-2.52	105.89	112.78
36	BE	614	CLA	C3C-C4C-NC	-2.52	107.75	110.57
33	cA	201	CYC	CHB-C1B-NB	-2.52	120.66	126.06
33	c3	201	CYC	CHB-C4A-C3A	2.52	131.37	124.90
44	JE	101	DGD	C2G-O2G-C1B	-2.51	111.60	117.79
36	B1	610	CLA	CHC-C1C-NC	2.51	128.02	124.20
36	bE	615	CLA	C3C-C4C-NC	-2.51	107.75	110.57
36	BD	609	CLA	CAA-C2A-C3A	-2.51	105.89	112.78
33	i5	202	CYC	OC-C1C-C2C	-2.51	124.17	126.17
33	i8	202	CYC	OC-C1C-C2C	-2.51	124.17	126.17
36	BE	612	CLA	O2D-CGD-O1D	-2.51	118.92	123.84
42	eD	101	LHG	C5-O7-C7	-2.51	111.60	117.79
36	bD	604	CLA	C3C-C4C-NC	-2.51	107.75	110.57
33	y4	201	CYC	CMD-C2D-C3D	-2.51	120.17	125.61
33	cA	201	CYC	CHB-C4A-C3A	2.51	131.36	124.90
33	z4	201	CYC	CMA-C3A-C4A	2.51	128.93	125.06
33	lC	201	CYC	C4D-ND-C1D	-2.51	105.31	109.79
36	cD	513	CLA	C3B-C4B-NB	-2.51	108.18	110.52
33	SB	201	CYC	C4D-C3D-C2D	-2.51	104.65	107.62
33	kJ	201	CYC	CHB-C1B-NB	-2.51	120.67	126.06
36	BD	613	CLA	C3B-C4B-NB	-2.51	108.19	110.52
36	A1	405	CLA	C3B-C4B-NB	-2.51	108.19	110.52
45	DD	403	PHO	O1D-CGD-CBD	-2.51	120.56	124.74
36	C1	510	CLA	OBD-CAD-C3D	2.51	134.56	128.52
33	VG	201	CYC	CAC-C3C-C4C	-2.51	106.22	112.67
44	cE	516	DGD	O1G-C1A-O1A	-2.51	117.25	123.59
33	nF	202	CYC	C2A-C1A-NA	2.51	113.70	110.05
33	e6	201	CYC	CHB-C1B-NB	-2.51	120.67	126.06
33	c8	201	CYC	CHB-C1B-NB	-2.51	120.67	126.06
45	DD	401	PHO	C4-C3-C5	2.51	119.50	115.27
36	B1	605	CLA	C3C-C4C-NC	-2.51	107.75	110.57
33	mK	201	CYC	CMD-C2D-C1D	2.51	129.24	125.56
36	bD	611	CLA	CHC-C1C-NC	2.51	128.01	124.20
36	bD	610	CLA	C3B-C4B-NB	-2.51	108.19	110.52
40	bD	601	LMT	C4-C3-C2	-2.51	101.68	114.42

Continued on next page...

Continued from previous page...

Mol	Chain	Res	Type	Atoms	Z	Observed(^{o})	Ideal(^{o})
33	aF	201	CYC	CHA-C4D-C3D	-2.51	121.49	127.15
36	BD	612	CLA	O2D-CGD-O1D	-2.51	118.93	123.84
40	b1	601	LMT	C4-C3-C2	-2.51	101.68	114.42
44	c1	516	DGD	O1G-C1A-O1A	-2.51	117.26	123.59
36	XE	101	CLA	CHB-C4A-NA	2.51	127.98	124.51
44	JD	101	DGD	C2G-O2G-C1B	-2.51	111.62	117.79
36	CD	510	CLA	OBD-CAD-C3D	2.51	134.56	128.52
36	B1	601	CLA	O2D-CGD-O1D	-2.51	118.94	123.84
33	l3	201	CYC	C4D-ND-C1D	-2.51	105.31	109.79
36	AE	404	CLA	C2D-C1D-ND	-2.51	108.26	110.10
44	J1	101	DGD	C2G-O2G-C1B	-2.51	111.62	117.79
36	cE	503	CLA	C3B-C4B-NB	-2.51	108.19	110.52
36	cE	513	CLA	C3B-C4B-NB	-2.51	108.19	110.52
33	zB	201	CYC	CMA-C3A-C4A	2.51	128.93	125.06
44	cD	516	DGD	O1G-C1A-O1A	-2.51	117.27	123.59
33	l6	201	CYC	C4D-ND-C1D	-2.51	105.32	109.79
43	bD	617	BCR	C1-C6-C5	-2.51	119.08	122.61
43	b1	616	BCR	C30-C25-C24	2.51	122.87	115.78
33	c9	201	CYC	CHB-C4A-C3A	2.51	131.34	124.90
33	eJ	201	CYC	CHB-C4A-C3A	2.51	131.34	124.90
36	cD	508	CLA	CMB-C2B-C1B	-2.51	121.55	125.37
36	bE	609	CLA	O2D-CGD-O1D	-2.51	118.94	123.84
33	XF	201	CYC	C2A-C1A-NA	2.51	113.69	110.05
33	KF	201	CYC	C4A-C3A-C2A	-2.51	103.63	106.51
36	I1	101	CLA	CMB-C2B-C1B	-2.51	121.55	125.37
33	l7	201	CYC	C4D-ND-C1D	-2.51	105.32	109.79
42	eE	101	LHG	C5-O7-C7	-2.51	111.62	117.79
33	lA	201	CYC	C4D-ND-C1D	-2.50	105.32	109.79
36	CD	512	CLA	CAA-C2A-C3A	-2.50	105.92	112.78
33	c8	201	CYC	CHB-C4A-C3A	2.50	131.34	124.90
36	x1	101	CLA	O2D-CGD-O1D	-2.50	118.94	123.84
42	e1	101	LHG	C5-O7-C7	-2.50	111.62	117.79
43	bE	617	BCR	C1-C6-C5	-2.50	119.09	122.61
43	BD	615	BCR	C30-C25-C24	2.50	122.86	115.78
33	ZF	201	CYC	CHB-C4A-C3A	2.50	131.34	124.90
36	X1	101	CLA	CHB-C4A-NA	2.50	127.97	124.51
40	bE	601	LMT	C4-C3-C2	-2.50	101.71	114.42
36	bE	610	CLA	C3B-C4B-NB	-2.50	108.19	110.52
36	B1	612	CLA	O2D-CGD-O1D	-2.50	118.94	123.84
36	CE	512	CLA	CAA-C2A-C3A	-2.50	105.92	112.78
43	BE	615	BCR	C30-C25-C24	2.50	122.86	115.78
36	CE	510	CLA	OBD-CAD-C3D	2.50	134.54	128.52

Continued on next page...

Continued from previous page...

Mol	Chain	Res	Type	Atoms	Z	Observed(^{o})	Ideal(^{o})
33	cJ	201	CYC	CHB-C4A-C3A	2.50	131.34	124.90
33	r4	201	CYC	CMB-C2B-C1B	2.50	127.29	124.17
33	cF	201	CYC	C1A-NA-C4A	-2.50	101.80	106.51
33	WB	201	CYC	CHD-C1D-C2D	2.50	133.63	127.49
33	rB	201	CYC	CMB-C2B-C1B	2.50	127.29	124.17
33	c2	201	CYC	CHB-C4A-C3A	2.50	131.34	124.90
33	nF	201	CYC	C2C-C1C-NC	2.50	110.43	108.27
33	ZK	201	CYC	CHB-C4A-C3A	2.50	131.33	124.90
36	cD	503	CLA	C3B-C4B-NB	-2.50	108.19	110.52
33	l2	201	CYC	C4D-ND-C1D	-2.50	105.33	109.79
36	BE	607	CLA	C2A-C1A-CHA	2.50	128.23	123.86
36	CE	508	CLA	CHB-C4A-NA	2.50	127.97	124.51
33	cF	201	CYC	CMC-C2C-C1C	-2.50	107.01	112.40
36	I1	101	CLA	C3B-C4B-NB	-2.50	108.19	110.52
33	nK	202	CYC	C2A-C1A-NA	2.50	113.69	110.05
33	cH	201	CYC	CHB-C4A-C3A	2.50	131.33	124.90
33	iH	202	CYC	OC-C1C-C2C	-2.50	124.19	126.17
33	lH	201	CYC	C4D-ND-C1D	-2.50	105.33	109.79
43	b1	617	BCR	C1-C6-C5	-2.50	119.09	122.61
33	KK	201	CYC	C4A-C3A-C2A	-2.50	103.64	106.51
33	mK	201	CYC	CAC-C3C-C4C	-2.50	106.26	112.67
33	Y4	201	CYC	CAA-C2A-C1A	2.50	129.43	125.01
36	bD	609	CLA	O2D-CGD-O1D	-2.50	118.95	123.84
33	R4	201	CYC	CHA-C1A-C2A	-2.50	119.54	125.32
33	S4	201	CYC	C4A-C3A-C2A	-2.50	103.64	106.51
33	eK	201	CYC	C2C-C1C-NC	2.50	110.43	108.27
33	l8	201	CYC	C4D-ND-C1D	-2.50	105.33	109.79
36	bD	610	CLA	CAA-C2A-C3A	-2.50	105.94	112.78
43	bD	616	BCR	C30-C25-C24	2.50	122.84	115.78
36	ID	101	CLA	CMB-C2B-C1B	-2.50	121.57	125.37
33	c5	201	CYC	CHB-C4A-C3A	2.50	131.32	124.90
33	NG	201	CYC	OC-C1C-NC	2.50	127.97	124.94
36	b1	604	CLA	C3C-C4C-NC	-2.50	107.77	110.57
36	c1	504	CLA	C2D-C1D-ND	-2.50	108.27	110.10
43	ZE	101	BCR	C3-C4-C5	-2.49	109.62	114.08
36	BE	602	CLA	C3C-C4C-NC	-2.49	107.77	110.57
40	A1	413	LMT	O5'-C1'-O1'	-2.49	104.07	109.97
33	l9	201	CYC	C4D-ND-C1D	-2.49	105.34	109.79
33	c7	201	CYC	CHB-C4A-C3A	2.49	131.31	124.90
33	iA	202	CYC	OC-C1C-C2C	-2.49	124.19	126.17
33	iC	202	CYC	OC-C1C-C2C	-2.49	124.19	126.17
45	d1	402	PHO	CMD-C2D-C3D	-2.49	120.01	124.68

Continued on next page...

Continued from previous page...

Mol	Chain	Res	Type	Atoms	Z	Observed(^{o})	Ideal(^{o})
33	i5	202	CYC	CHB-C4A-C3A	2.49	131.31	124.90
43	B1	615	BCR	C30-C25-C24	2.49	122.83	115.78
36	bE	611	CLA	CHC-C1C-NC	2.49	127.99	124.20
36	bE	613	CLA	CHB-C4A-NA	2.49	127.96	124.51
36	XD	101	CLA	O2D-CGD-O1D	-2.49	118.96	123.84
36	b1	610	CLA	C3B-C4B-NB	-2.49	108.20	110.52
36	IE	101	CLA	CMB-C2B-C1B	-2.49	121.57	125.37
33	i7	202	CYC	CHB-C4A-C3A	2.49	131.31	124.90
36	A1	404	CLA	C2D-C1D-ND	-2.49	108.27	110.10
36	xD	101	CLA	O2D-CGD-O1D	-2.49	118.97	123.84
33	cK	201	CYC	CMC-C2C-C1C	-2.49	107.03	112.40
33	iJ	202	CYC	CHB-C4A-C3A	2.49	131.31	124.90
40	AD	412	LMT	O5'-C1'-O1'	-2.49	104.07	109.97
33	cK	201	CYC	C1A-NA-C4A	-2.49	101.82	106.51
36	b1	613	CLA	O2D-CGD-O1D	-2.49	118.97	123.84
33	mF	201	CYC	CAC-C3C-C4C	-2.49	106.28	112.67
36	CD	506	CLA	CAA-CBA-CGA	2.49	120.53	113.25
43	ZD	101	BCR	C3-C4-C5	-2.49	109.63	114.08
33	KF	201	CYC	C4D-ND-C1D	-2.49	105.35	109.79
33	O4	201	CYC	C1A-C2A-C3A	-2.49	104.03	106.78
36	c1	502	CLA	C3B-C4B-NB	-2.49	108.20	110.52
33	lI	201	CYC	C4D-ND-C1D	-2.49	105.35	109.79
36	b1	610	CLA	CAA-C2A-C3A	-2.49	105.96	112.78
36	bE	607	CLA	CAA-C2A-C3A	-2.49	105.96	112.78
33	eF	201	CYC	C2C-C1C-NC	2.49	110.42	108.27
36	CD	508	CLA	CHB-C4A-NA	2.49	127.95	124.51
36	bE	610	CLA	CAA-C2A-C3A	-2.49	105.96	112.78
33	eA	201	CYC	CHB-C4A-C3A	2.49	131.30	124.90
36	C1	506	CLA	CAA-CBA-CGA	2.49	120.53	113.25
36	bD	613	CLA	CHB-C4A-NA	2.49	127.95	124.51
33	eC	201	CYC	CHB-C4A-C3A	2.49	131.30	124.90
33	KK	201	CYC	C4D-ND-C1D	-2.49	105.35	109.79
38	h1	103	SQD	O48-C46-C45	-2.49	101.19	108.43
43	b1	616	BCR	C1-C6-C5	-2.49	119.11	122.61
36	BD	607	CLA	C2A-C1A-CHA	2.49	128.21	123.86
36	bE	604	CLA	C3C-C4C-NC	-2.49	107.78	110.57
36	X1	101	CLA	O2D-CGD-O1D	-2.49	118.98	123.84
33	5L	201	CYC	CHA-C1A-C2A	-2.49	119.57	125.32
47	E1	101	HEM	C2A-C1A-NA	-2.49	107.37	110.15
40	AE	412	LMT	O5'-C1'-O1'	-2.49	104.09	109.97
36	CE	506	CLA	CAA-CBA-CGA	2.49	120.52	113.25
43	B1	617	BCR	C33-C5-C4	2.49	118.39	113.62

Continued on next page...

Continued from previous page...

Mol	Chain	Res	Type	Atoms	Z	Observed(^{o})	Ideal(^{o})
33	e3	201	CYC	CHB-C4A-C3A	2.48	131.29	124.90
33	cC	201	CYC	CHB-C4A-C3A	2.48	131.29	124.90
33	eH	201	CYC	CHB-C4A-C3A	2.48	131.29	124.90
33	5G	201	CYC	CHA-C1A-C2A	-2.48	119.57	125.32
33	RB	201	CYC	CHA-C1A-C2A	-2.48	119.57	125.32
33	PG	201	CYC	OC-C1C-C2C	-2.48	124.20	126.17
36	bD	607	CLA	CAA-C2A-C3A	-2.48	105.98	112.78
33	e5	201	CYC	CHB-C4A-C3A	2.48	131.29	124.90
36	c1	510	CLA	CAC-C3C-C2C	-2.48	123.28	127.53
33	MF	201	CYC	CAA-C2A-C1A	2.48	129.40	125.01
38	hD	103	SQD	O48-C46-C45	-2.48	101.21	108.43
33	eK	201	CYC	C1B-NB-C4B	-2.48	107.51	110.67
33	WB	201	CYC	C2D-C1D-ND	2.48	110.89	107.40
33	6G	201	CYC	CHD-C1D-C2D	2.48	133.58	127.49
33	i3	202	CYC	OC-C1C-C2C	-2.48	124.20	126.17
38	hE	103	SQD	O48-C46-C45	-2.48	101.21	108.43
33	e2	201	CYC	CHB-C4A-C3A	2.48	131.28	124.90
33	i3	202	CYC	CHB-C4A-C3A	2.48	131.28	124.90
33	PG	201	CYC	CAA-C2A-C1A	2.48	129.40	125.01
33	PL	201	CYC	CAA-C2A-C1A	2.48	129.40	125.01
36	XE	101	CLA	O2D-CGD-O1D	-2.48	118.99	123.84
33	6L	201	CYC	CHD-C1D-C2D	2.48	133.58	127.49
43	BE	617	BCR	C33-C5-C4	2.48	118.38	113.62
36	B1	613	CLA	C3B-C4B-NB	-2.48	108.21	110.52
33	mF	201	CYC	CMD-C2D-C1D	2.48	129.19	125.56
36	C1	506	CLA	O2A-CGA-O1A	-2.48	117.33	123.59
33	YB	201	CYC	CAA-C2A-C1A	2.48	129.40	125.01
33	i6	202	CYC	CHB-C4A-C3A	2.48	131.28	124.90
33	i9	202	CYC	CHB-C4A-C3A	2.48	131.28	124.90
43	bE	616	BCR	C30-C25-C24	2.48	122.79	115.78
36	b1	607	CLA	CAA-C2A-C3A	-2.48	105.99	112.78
36	bE	613	CLA	O2D-CGD-O1D	-2.48	118.99	123.84
36	CD	503	CLA	CAA-C2A-C3A	-2.48	105.99	112.78
36	C1	503	CLA	CAA-C2A-C3A	-2.48	105.99	112.78
33	nF	202	CYC	CMC-C2C-C1C	-2.48	107.06	112.40
33	i6	202	CYC	OC-C1C-C2C	-2.48	124.20	126.17
45	DE	401	PHO	C11-C10-C8	2.48	123.93	115.92
36	C1	510	CLA	CMB-C2B-C3B	2.48	132.59	126.59
33	e6	201	CYC	CHB-C4A-C3A	2.48	131.27	124.90
33	cI	201	CYC	CHB-C4A-C3A	2.48	131.27	124.90
33	iA	202	CYC	CHB-C4A-C3A	2.48	131.27	124.90
33	iH	202	CYC	CHB-C4A-C3A	2.48	131.27	124.90

Continued on next page...

Continued from previous page...

Mol	Chain	Res	Type	Atoms	Z	Observed(^{o})	Ideal(^{o})
43	Z1	101	BCR	C1-C6-C5	-2.48	119.13	122.61
33	q4	201	CYC	C4D-ND-C1D	-2.48	105.37	109.79
33	iI	202	CYC	CHB-C4A-C3A	2.48	131.26	124.90
36	b1	609	CLA	C2A-C1A-CHA	2.48	128.19	123.86
45	DD	401	PHO	O2A-CGA-O1A	-2.47	117.35	123.59
33	XF	201	CYC	CMB-C2B-C1B	2.47	127.25	124.17
33	XK	201	CYC	CMB-C2B-C1B	2.47	127.25	124.17
33	c6	201	CYC	CHB-C4A-C3A	2.47	131.26	124.90
33	YF	201	CYC	OB-C4B-NB	-2.47	119.33	125.08
36	bE	603	CLA	O2D-CGD-O1D	-2.47	119.00	123.84
36	bD	613	CLA	O2D-CGD-O1D	-2.47	119.00	123.84
43	zE	101	BCR	C36-C18-C17	-2.47	119.46	122.92
43	BD	617	BCR	C33-C5-C4	2.47	118.37	113.62
36	b1	610	CLA	C2A-C1A-CHA	2.47	128.18	123.86
33	VB	201	CYC	CAA-CBA-CGA	-2.47	108.28	113.60
43	Z1	101	BCR	C3-C4-C5	-2.47	109.66	114.08
33	OB	201	CYC	C1A-C2A-C3A	-2.47	104.05	106.78
36	bD	603	CLA	O2D-CGD-O1D	-2.47	119.00	123.84
36	B1	607	CLA	C2A-C1A-CHA	2.47	128.18	123.86
36	d1	403	CLA	C3B-C4B-NB	-2.47	108.22	110.52
33	eI	201	CYC	CHB-C4A-C3A	2.47	131.26	124.90
33	i2	202	CYC	OC-C1C-C2C	-2.47	124.21	126.17
36	CE	510	CLA	CMB-C2B-C3B	2.47	132.57	126.59
36	cD	505	CLA	C2D-C1D-ND	-2.47	108.28	110.10
45	DD	401	PHO	C1A-C2A-C3A	2.47	105.19	102.84
36	c1	510	CLA	CHD-C1D-C2D	2.47	130.66	125.48
36	aD	406	CLA	CMB-C2B-C3B	2.47	132.57	126.59
33	i2	202	CYC	CHB-C4A-C3A	2.47	131.25	124.90
33	iC	202	CYC	CHB-C4A-C3A	2.47	131.25	124.90
36	CD	506	CLA	O2A-CGA-O1A	-2.47	117.36	123.59
33	nK	202	CYC	CMC-C2C-C1C	-2.47	107.08	112.40
36	CD	510	CLA	CMB-C2B-C3B	2.47	132.57	126.59
33	VL	201	CYC	CMD-C2D-C1D	2.47	129.18	125.56
45	DE	401	PHO	C9-C8-C10	2.47	120.24	111.29
33	e9	201	CYC	CHB-C4A-C3A	2.47	131.25	124.90
33	lJ	201	CYC	C4D-ND-C1D	-2.47	105.38	109.79
43	bE	618	BCR	C33-C5-C4	2.47	118.36	113.62
33	i8	202	CYC	CHB-C4A-C3A	2.47	131.25	124.90
33	qB	201	CYC	C4D-ND-C1D	-2.47	105.39	109.79
33	nK	201	CYC	C2C-C1C-NC	2.47	110.40	108.27
36	B1	605	CLA	CAA-C2A-C3A	-2.47	106.02	112.78
33	k6	201	CYC	CHB-C4A-C3A	2.47	131.25	124.90

Continued on next page...

Continued from previous page...

Mol	Chain	Res	Type	Atoms	Z	Observed(^{o})	Ideal(^{o})
33	k7	201	CYC	CHB-C4A-C3A	2.47	131.25	124.90
33	4L	201	CYC	CAA-C2A-C1A	2.47	129.37	125.01
43	z1	101	BCR	C1-C6-C5	-2.47	119.14	122.61
33	dF	201	CYC	OB-C4B-NB	-2.47	119.34	125.08
36	b1	613	CLA	CHB-C4A-NA	2.47	127.92	124.51
36	aE	406	CLA	CMB-C2B-C3B	2.47	132.56	126.59
33	NL	201	CYC	OC-C1C-NC	2.47	127.93	124.94
33	k2	201	CYC	CHB-C4A-C3A	2.47	131.24	124.90
33	MK	201	CYC	CAA-C2A-C1A	2.47	129.37	125.01
33	aK	201	CYC	C4A-C3A-C2A	-2.47	103.68	106.51
39	C1	521	LMG	C8-O7-C10	-2.47	111.72	117.79
33	mK	201	CYC	C4D-CHA-C1A	2.47	133.81	128.28
33	e7	201	CYC	CHB-C4A-C3A	2.47	131.24	124.90
33	e8	201	CYC	CHB-C4A-C3A	2.47	131.24	124.90
36	bD	609	CLA	C2A-C1A-CHA	2.47	128.17	123.86
36	c1	503	CLA	CHB-C4A-NA	2.47	127.92	124.51
33	i7	202	CYC	OC-C1C-C2C	-2.47	124.21	126.17
33	dK	201	CYC	OB-C4B-NB	-2.46	119.35	125.08
37	a1	409	PL9	C45-C44-C46	2.46	119.42	115.27
36	A1	404	CLA	CHC-C1C-NC	2.46	127.94	124.20
36	BE	605	CLA	CAA-C2A-C3A	-2.46	106.03	112.78
38	L1	101	SQD	O48-C23-C24	2.46	119.64	111.91
43	bD	616	BCR	C1-C6-C5	-2.46	119.14	122.61
36	BD	605	CLA	CAA-C2A-C3A	-2.46	106.03	112.78
36	cD	504	CLA	CHB-C4A-NA	2.46	127.92	124.51
36	c1	513	CLA	C3B-C4B-NB	-2.46	108.23	110.52
43	bD	618	BCR	C33-C5-C4	2.46	118.35	113.62
36	bD	610	CLA	C2A-C1A-CHA	2.46	128.16	123.86
36	a1	407	CLA	CMB-C2B-C3B	2.46	132.55	126.59
39	MD	101	LMG	O8-C28-C29	2.46	119.64	111.91
39	ME	101	LMG	O8-C28-C29	2.46	119.64	111.91
39	M1	101	LMG	O8-C28-C29	2.46	119.63	111.91
40	j1	101	LMT	O5B-C5B-C4B	2.46	114.17	109.69
33	YK	201	CYC	OB-C4B-NB	-2.46	119.36	125.08
33	2G	201	CYC	C4D-CHA-C1A	2.46	133.80	128.28
43	zD	101	BCR	C1-C6-C5	-2.46	119.15	122.61
43	c1	519	BCR	C4-C5-C6	-2.46	119.16	122.73
36	BD	609	CLA	C2A-C1A-CHA	2.46	128.16	123.86
38	L1	102	SQD	O48-C23-C24	2.46	119.63	111.91
36	cD	510	CLA	CAC-C3C-C2C	-2.46	123.32	127.53
36	cD	510	CLA	CHD-C1D-C2D	2.46	130.64	125.48
33	kH	201	CYC	CHB-C4A-C3A	2.46	131.23	124.90

Continued on next page...

Continued from previous page...

Mol	Chain	Res	Type	Atoms	Z	Observed(^{o})	Ideal(^{o})
44	C1	517	DGD	O6D-C5D-C4D	-2.46	105.23	109.69
36	CE	503	CLA	CAA-C2A-C3A	-2.46	106.04	112.78
43	i1	101	BCR	C15-C14-C13	-2.46	123.80	127.31
43	z1	101	BCR	C36-C18-C17	-2.46	119.48	122.92
40	jE	101	LMT	O5B-C5B-C4B	2.46	114.16	109.69
43	bE	616	BCR	C1-C6-C5	-2.46	119.15	122.61
43	zE	101	BCR	C1-C6-C5	-2.46	119.15	122.61
43	BE	615	BCR	C4-C5-C6	-2.46	119.16	122.73
33	Q4	201	CYC	C4A-C3A-C2A	-2.46	103.68	106.51
33	mF	201	CYC	C4D-CHA-C1A	2.46	133.80	128.28
33	V4	201	CYC	CAA-CBA-CGA	-2.46	108.31	113.60
33	kI	201	CYC	CHB-C4A-C3A	2.46	131.22	124.90
44	CD	517	DGD	O6D-C5D-C4D	-2.46	105.23	109.69
33	kA	201	CYC	CHB-C4A-C3A	2.46	131.22	124.90
36	XD	101	CLA	C3B-C4B-NB	-2.46	108.23	110.52
38	LD	101	SQD	O48-C23-C24	2.46	119.62	111.91
37	AE	406	PL9	C40-C39-C38	-2.46	117.37	123.68
33	k8	201	CYC	CHB-C4A-C3A	2.46	131.22	124.90
33	aF	201	CYC	C4A-C3A-C2A	-2.46	103.69	106.51
33	3K	101	CYC	O2A-CGA-CBA	2.46	121.92	114.03
33	2L	201	CYC	CHA-C4D-C3D	-2.46	121.61	127.15
36	dD	403	CLA	C3B-C4B-NB	-2.46	108.24	110.52
33	W4	201	CYC	C2D-C1D-ND	2.46	110.85	107.40
38	LE	101	SQD	O48-C23-C24	2.46	119.61	111.91
33	k3	201	CYC	CHB-C4A-C3A	2.45	131.21	124.90
36	bE	609	CLA	C2A-C1A-CHA	2.45	128.15	123.86
36	dE	403	CLA	C3B-C4B-NB	-2.45	108.24	110.52
33	2L	201	CYC	C4D-CHA-C1A	2.45	133.78	128.28
33	k9	201	CYC	CHB-C4A-C3A	2.45	131.21	124.90
36	c1	508	CLA	O2D-CGD-O1D	-2.45	119.04	123.84
33	iI	202	CYC	OC-C1C-C2C	-2.45	124.22	126.17
33	VL	201	CYC	C4D-CHA-C1A	2.45	133.78	128.28
36	BE	608	CLA	C3B-C4B-NB	-2.45	108.24	110.52
38	LD	102	SQD	O48-C23-C24	2.45	119.60	111.91
44	CE	517	DGD	O6D-C5D-C4D	-2.45	105.24	109.69
33	R4	201	CYC	CAD-CBD-CGD	-2.45	108.33	113.60
33	hF	201	CYC	OB-C4B-NB	-2.45	119.38	125.08
36	CE	506	CLA	O2A-CGA-O1A	-2.45	117.41	123.59
40	jD	101	LMT	O5B-C5B-C4B	2.45	114.14	109.69
33	4G	201	CYC	CAA-C2A-C1A	2.45	129.34	125.01
43	zD	101	BCR	C36-C18-C17	-2.45	119.49	122.92
37	AD	406	PL9	C40-C39-C38	-2.45	117.39	123.68

Continued on next page...

Continued from previous page...

Mol	Chain	Res	Type	Atoms	Z	Observed(^{o})	Ideal(^{o})
43	z1	101	BCR	C3-C4-C5	-2.45	109.70	114.08
33	SB	201	CYC	C4A-C3A-C2A	-2.45	103.69	106.51
45	DE	403	PHO	O2A-CGA-O1A	-2.45	117.41	123.59
36	cD	510	CLA	CHD-C4C-C3C	2.45	128.44	124.84
33	3F	101	CYC	O2A-CGA-CBA	2.45	121.90	114.03
43	B1	615	BCR	C1-C6-C5	-2.45	119.16	122.61
39	CD	522	LMG	C8-O7-C10	-2.45	111.76	117.79
36	b1	603	CLA	O2D-CGD-O1D	-2.45	119.05	123.84
33	cF	201	CYC	CHA-C4D-C3D	-2.45	121.62	127.15
36	cE	510	CLA	CHD-C1D-C2D	2.45	130.62	125.48
33	dK	201	CYC	CHA-C4D-ND	-2.45	119.71	125.32
45	DE	401	PHO	O2D-CGD-O1D	-2.45	119.05	123.84
33	XK	201	CYC	C1B-C2B-C3B	-2.45	105.32	107.87
33	hK	201	CYC	OB-C4B-NB	-2.45	119.39	125.08
36	cE	504	CLA	CHB-C4A-NA	2.45	127.90	124.51
33	k5	201	CYC	CHB-C4A-C3A	2.45	131.19	124.90
36	cE	511	CLA	CHC-C4B-NB	2.45	126.85	124.26
38	LE	102	SQD	O48-C23-C24	2.45	119.59	111.91
39	mD	101	LMG	O8-C28-C29	2.45	119.59	111.91
36	cE	505	CLA	C2D-C1D-ND	-2.45	108.30	110.10
33	2G	201	CYC	CHA-C4D-C3D	-2.45	121.63	127.15
36	cE	510	CLA	CAC-C3C-C2C	-2.45	123.34	127.53
43	b1	618	BCR	C33-C5-C4	2.45	118.31	113.62
33	RB	201	CYC	CAD-CBD-CGD	-2.45	108.34	113.60
39	CE	520	LMG	C8-O7-C10	-2.45	111.77	117.79
45	D1	402	PHO	O2A-CGA-O1A	-2.45	117.42	123.59
37	A1	406	PL9	C40-C39-C38	-2.44	117.41	123.68
36	bE	610	CLA	C2A-C1A-CHA	2.44	128.13	123.86
45	a1	413	PHO	O2D-CGD-O1D	-2.44	119.06	123.84
33	eF	201	CYC	C1B-NB-C4B	-2.44	107.56	110.67
33	kJ	201	CYC	CHB-C4A-C3A	2.44	131.19	124.90
36	CE	513	CLA	CMB-C2B-C3B	2.44	132.51	126.59
43	BD	615	BCR	C1-C6-C5	-2.44	119.17	122.61
33	iJ	202	CYC	OC-C1C-C2C	-2.44	124.23	126.17
45	aD	412	PHO	CAC-C3C-C4C	2.44	130.46	124.27
42	D1	408	LHG	O8-C23-C24	2.44	119.57	111.91
45	aD	412	PHO	O2D-CGD-O1D	-2.44	119.06	123.84
45	d1	402	PHO	C1-O2A-CGA	2.44	122.85	116.44
36	AE	404	CLA	C2A-C1A-CHA	2.44	128.13	123.86
39	m1	101	LMG	O8-C28-C29	2.44	119.57	111.91
43	zE	101	BCR	C3-C4-C5	-2.44	109.72	114.08
36	c1	510	CLA	CHD-C4C-C3C	2.44	128.43	124.84

Continued on next page...

Continued from previous page...

Mol	Chain	Res	Type	Atoms	Z	Observed(^{o})	Ideal(^{o})
43	cE	519	BCR	C4-C5-C6	-2.44	119.19	122.73
33	VG	201	CYC	C4D-CHA-C1A	2.44	133.76	128.28
33	QB	201	CYC	C4A-C3A-C2A	-2.44	103.70	106.51
33	bC	201	CYC	CAA-CBA-CGA	-2.44	108.35	113.60
37	aE	408	PL9	C40-C39-C38	-2.44	117.42	123.68
36	XE	101	CLA	C3B-C4B-NB	-2.44	108.25	110.52
44	cE	516	DGD	O2G-C1B-C2B	2.44	116.76	111.50
36	B1	609	CLA	C2A-C1A-CHA	2.44	128.13	123.86
33	gI	301	CYC	CHB-C4A-C3A	2.44	131.18	124.90
33	vB	201	CYC	CAD-CBD-CGD	-2.44	108.35	113.60
36	cE	505	CLA	CHA-C1A-NA	-2.44	120.81	126.40
37	a1	409	PL9	C40-C39-C38	-2.44	117.42	123.68
33	kC	201	CYC	CHB-C4A-C3A	2.44	131.17	124.90
43	zD	101	BCR	C3-C4-C5	-2.44	109.72	114.08
43	cD	519	BCR	C4-C5-C6	-2.44	119.19	122.73
36	CD	513	CLA	CMB-C2B-C3B	2.44	132.50	126.59
36	AD	404	CLA	CHC-C1C-NC	2.44	127.90	124.20
45	A1	412	PHO	O2D-CGD-O1D	-2.44	119.07	123.84
36	hE	101	CLA	CHC-C1C-C2C	-2.44	119.96	126.73
33	SB	201	CYC	CBB-CAB-C3B	-2.44	105.71	112.43
33	v4	201	CYC	CAD-CBD-CGD	-2.44	108.36	113.60
43	iE	102	BCR	C15-C14-C13	-2.44	123.83	127.31
42	DE	409	LHG	O8-C23-C24	2.44	119.56	111.91
36	AD	404	CLA	C2A-C1A-CHA	2.44	128.12	123.86
33	VL	201	CYC	CHD-C1D-ND	-2.44	119.74	125.32
33	g6	202	CYC	CHB-C4A-C3A	2.44	131.17	124.90
42	DD	409	LHG	O8-C23-C24	2.44	119.56	111.91
33	b8	201	CYC	CAA-CBA-CGA	-2.44	108.36	113.60
45	a1	413	PHO	CGD-CBD-CAD	-2.44	102.84	110.73
36	BD	612	CLA	CHB-C4A-NA	2.44	127.88	124.51
36	AE	404	CLA	CHC-C1C-NC	2.44	127.90	124.20
45	aE	412	PHO	O2D-CGD-O1D	-2.44	119.08	123.84
44	c1	516	DGD	O3G-C3G-C2G	-2.44	105.02	110.90
36	cD	508	CLA	O2D-CGD-O1D	-2.44	119.08	123.84
36	B1	612	CLA	CHB-C4A-NA	2.44	127.88	124.51
43	BD	615	BCR	C4-C5-C6	-2.44	119.19	122.73
33	IG	201	CYC	CBB-CAB-C3B	-2.44	105.72	112.43
36	BE	603	CLA	O2D-CGD-CBD	2.44	115.59	111.27
33	gC	301	CYC	CHB-C4A-C3A	2.43	131.16	124.90
39	mE	101	LMG	O8-C28-C29	2.43	119.55	111.91
37	aD	408	PL9	C40-C39-C38	-2.43	117.43	123.68
36	B1	608	CLA	C3B-C4B-NB	-2.43	108.26	110.52

Continued on next page...

Continued from previous page...

Mol	Chain	Res	Type	Atoms	Z	Observed(^{o})	Ideal(^{o})
44	cE	516	DGD	O3G-C3G-C2G	-2.43	105.03	110.90
45	DE	403	PHO	C4-C3-C5	2.43	119.36	115.27
44	cD	516	DGD	O2G-C1B-C2B	2.43	116.75	111.50
33	cK	201	CYC	CHA-C4D-C3D	-2.43	121.66	127.15
36	CE	515	CLA	C3B-C4B-NB	-2.43	108.26	110.52
36	x1	101	CLA	C3B-C4B-NB	-2.43	108.26	110.52
33	IL	201	CYC	CBB-CAB-C3B	-2.43	105.72	112.43
36	BE	609	CLA	C2A-C1A-CHA	2.43	128.11	123.86
33	g5	202	CYC	CHB-C4A-C3A	2.43	131.16	124.90
37	aE	408	PL9	C45-C44-C46	2.43	119.36	115.27
36	BE	612	CLA	CHB-C4A-NA	2.43	127.87	124.51
33	XF	201	CYC	C1B-C2B-C3B	-2.43	105.33	107.87
36	hD	101	CLA	CHC-C1C-C2C	-2.43	119.98	126.73
45	DD	403	PHO	O2A-CGA-O1A	-2.43	117.46	123.59
33	dF	201	CYC	CHA-C4D-ND	-2.43	119.75	125.32
45	DE	401	PHO	O2A-CGA-O1A	-2.43	117.46	123.59
36	HD	103	CLA	CHC-C1C-C2C	-2.43	119.98	126.73
45	D1	402	PHO	C4-C3-C5	2.43	119.36	115.27
33	mK	201	CYC	CHD-C1D-ND	-2.43	119.75	125.32
33	AL	201	CYC	CAC-C3C-C2C	2.43	120.33	114.26
33	T4	201	CYC	CHD-C1D-C2D	2.43	133.45	127.49
37	aD	408	PL9	C45-C44-C46	2.43	119.36	115.27
33	LK	201	CYC	CAD-C3D-C4D	2.43	129.63	125.76
36	cE	510	CLA	CHD-C4C-C3C	2.43	128.41	124.84
33	b9	201	CYC	CAA-CBA-CGA	-2.43	108.38	113.60
40	AE	412	LMT	O5B-C5B-C4B	2.43	114.10	109.69
36	BD	608	CLA	C3B-C4B-NB	-2.43	108.26	110.52
33	g8	202	CYC	CHB-C4A-C3A	2.43	131.14	124.90
33	bI	201	CYC	CAA-CBA-CGA	-2.43	108.38	113.60
33	bJ	201	CYC	CAA-CBA-CGA	-2.43	108.38	113.60
33	gH	202	CYC	CHB-C4A-C3A	2.43	131.14	124.90
36	cD	505	CLA	CHA-C1A-NA	-2.43	120.84	126.40
33	p4	201	CYC	C2C-C1C-NC	2.43	110.36	108.27
36	BD	603	CLA	O2D-CGD-CBD	2.43	115.58	111.27
36	c1	512	CLA	CHA-C1A-NA	-2.43	120.84	126.40
36	a1	406	CLA	C2D-C1D-ND	-2.42	108.32	110.10
33	4L	201	CYC	O2A-CGA-CBA	2.42	121.82	114.03
44	c1	516	DGD	O2G-C1B-C2B	2.42	116.73	111.50
33	kK	201	CYC	OC-C1C-NC	2.42	127.88	124.94
33	b2	201	CYC	CAA-CBA-CGA	-2.42	108.39	113.60
33	Z4	201	CYC	C4D-ND-C1D	-2.42	105.46	109.79
33	Z4	201	CYC	C2A-C1A-NA	2.42	113.58	110.05

Continued on next page...

Continued from previous page...

Mol	Chain	Res	Type	Atoms	Z	Observed(^{o})	Ideal(^{o})
33	S4	201	CYC	CBB-CAB-C3B	-2.42	105.75	112.43
36	CE	504	CLA	C2A-C1A-CHA	2.42	128.10	123.86
33	gJ	202	CYC	CHB-C4A-C3A	2.42	131.13	124.90
33	g2	202	CYC	CHB-C4A-C3A	2.42	131.13	124.90
33	ZB	201	CYC	C4D-ND-C1D	-2.42	105.47	109.79
33	LF	201	CYC	CAD-C3D-C4D	2.42	129.62	125.76
36	A1	404	CLA	C2A-C1A-CHA	2.42	128.09	123.86
36	C1	513	CLA	CMB-C2B-C3B	2.42	132.45	126.59
33	g7	202	CYC	CHB-C4A-C3A	2.42	131.13	124.90
33	TB	201	CYC	CHD-C1D-C2D	2.42	133.43	127.49
33	6L	201	CYC	C1A-C2A-C3A	-2.42	104.10	106.78
36	cE	508	CLA	O2D-CGD-O1D	-2.42	119.11	123.84
44	cD	516	DGD	O3G-C3G-C2G	-2.42	105.06	110.90
33	VG	201	CYC	CHD-C1D-ND	-2.42	119.78	125.32
36	b1	608	CLA	CHD-C1D-ND	-2.42	122.23	124.45
33	g3	202	CYC	CHB-C4A-C3A	2.42	131.12	124.90
33	AG	201	CYC	CAC-C3C-C2C	2.42	120.31	114.26
33	HL	201	CYC	CMC-C2C-C1C	-2.42	107.19	112.40
36	B1	603	CLA	C3B-C4B-NB	-2.42	108.27	110.52
33	b3	201	CYC	CAA-CBA-CGA	-2.42	108.40	113.60
40	A1	413	LMT	O5B-C5B-C4B	2.42	114.09	109.69
43	B1	615	BCR	C4-C5-C6	-2.42	119.22	122.73
36	bE	608	CLA	C2D-C1D-ND	-2.42	108.32	110.10
44	cD	516	DGD	O6E-C5E-C6E	2.42	112.45	106.44
36	H1	103	CLA	CHC-C1C-C2C	-2.42	120.01	126.73
33	HG	201	CYC	CMC-C2C-C1C	-2.42	107.19	112.40
45	DE	401	PHO	CAC-C3C-C4C	2.42	130.40	124.27
43	XE	102	BCR	C40-C30-C29	-2.42	99.24	108.91
43	iD	102	BCR	C15-C14-C13	-2.42	123.86	127.31
33	b6	201	CYC	CAA-CBA-CGA	-2.42	108.40	113.60
33	bH	201	CYC	CAA-CBA-CGA	-2.42	108.40	113.60
33	gA	301	CYC	CHB-C4A-C3A	2.42	131.12	124.90
36	DE	405	CLA	C2A-C1A-CHA	2.42	128.09	123.86
33	Y4	201	CYC	C2D-C1D-ND	2.42	110.80	107.40
33	b5	201	CYC	CAA-CBA-CGA	-2.42	108.40	113.60
33	pB	201	CYC	C2C-C1C-NC	2.42	110.36	108.27
44	cE	516	DGD	O6E-C5E-C6E	2.42	112.44	106.44
33	YB	201	CYC	CMD-C2D-C3D	-2.42	120.38	125.61
36	HE	103	CLA	CHC-C1C-C2C	-2.42	120.02	126.73
36	CD	515	CLA	C3B-C4B-NB	-2.41	108.28	110.52
36	C1	515	CLA	C3B-C4B-NB	-2.41	108.28	110.52
44	c1	516	DGD	O6E-C5E-C6E	2.41	112.44	106.44

Continued on next page...

Continued from previous page...

Mol	Chain	Res	Type	Atoms	Z	Observed(^{o})	Ideal(^{o})
33	XF	201	CYC	CHB-C1B-NB	-2.41	120.88	126.06
33	j5	201	CYC	CAA-CBA-CGA	-2.41	108.41	113.60
33	b7	201	CYC	CAA-CBA-CGA	-2.41	108.41	113.60
45	A1	412	PHO	CAC-C3C-C4C	2.41	130.39	124.27
36	h1	101	CLA	CHC-C1C-C2C	-2.41	120.03	126.73
33	j7	201	CYC	CAA-CBA-CGA	-2.41	108.41	113.60
36	CE	510	CLA	C3A-C2A-C1A	2.41	104.95	101.34
36	dE	405	CLA	C2A-C1A-CHA	2.41	128.08	123.86
43	bE	616	BCR	C4-C5-C6	-2.41	119.23	122.73
33	RL	201	CYC	CHB-C4A-C3A	2.41	131.10	124.90
36	cD	511	CLA	CHC-C4B-NB	2.41	126.81	124.26
36	X1	101	CLA	C3B-C4B-NB	-2.41	108.28	110.52
33	mF	201	CYC	CHD-C1D-ND	-2.41	119.79	125.32
36	c1	504	CLA	CHA-C1A-NA	-2.41	120.87	126.40
33	g9	202	CYC	CHB-C4A-C3A	2.41	131.10	124.90
44	c1	516	DGD	O2G-C2G-C3G	2.41	117.13	108.40
33	LG	201	CYC	CAA-C2A-C1A	2.41	129.27	125.01
33	NG	201	CYC	C4D-ND-C1D	-2.41	105.49	109.79
33	4G	201	CYC	O2A-CGA-CBA	2.41	121.77	114.03
40	AD	412	LMT	O5B-C5B-C4B	2.41	114.07	109.69
33	XK	201	CYC	CHB-C1B-NB	-2.41	120.89	126.06
43	XD	102	BCR	C40-C30-C29	-2.41	99.27	108.91
43	BE	615	BCR	C1-C6-C5	-2.41	119.22	122.61
44	cD	516	DGD	O2G-C2G-C3G	2.41	117.12	108.40
33	RG	201	CYC	CHB-C4A-C3A	2.41	131.09	124.90
38	c1	501	SQD	O48-C23-C24	2.41	119.47	111.91
38	cD	502	SQD	O48-C23-C24	2.41	119.47	111.91
43	ZE	102	BCR	C31-C1-C6	-2.41	106.39	110.30
43	hE	105	BCR	C40-C30-C29	-2.41	99.27	108.91
45	aE	412	PHO	CGD-CBD-CAD	-2.41	102.93	110.73
43	hD	105	BCR	C40-C30-C29	-2.41	99.28	108.91
42	dD	409	LHG	O8-C23-C24	2.41	119.46	111.91
33	jK	201	CYC	C4D-ND-C1D	-2.41	105.49	109.79
44	c1	516	DGD	O6D-C5D-C6D	2.41	111.53	106.67
43	X1	102	BCR	C40-C30-C29	-2.41	99.28	108.91
36	b1	605	CLA	C3B-C4B-NB	-2.41	108.28	110.52
45	DD	403	PHO	C4-C3-C5	2.41	119.32	115.27
33	bA	201	CYC	CAA-CBA-CGA	-2.41	108.42	113.60
36	cE	505	CLA	CHA-C4D-ND	2.41	137.53	132.50
45	A1	412	PHO	O2A-CGA-O1A	-2.41	117.52	123.59
33	j2	201	CYC	CAA-CBA-CGA	-2.41	108.42	113.60
33	YB	201	CYC	C2D-C1D-ND	2.41	110.78	107.40

Continued on next page...

Continued from previous page...

Mol	Chain	Res	Type	Atoms	Z	Observed(^{o})	Ideal(^{o})
42	d1	409	LHG	O8-C23-C24	2.41	119.46	111.91
42	dE	409	LHG	O8-C23-C24	2.41	119.46	111.91
33	jF	201	CYC	C4D-ND-C1D	-2.41	105.50	109.79
36	CD	506	CLA	CBA-CAA-C2A	2.40	120.96	113.86
33	aK	201	CYC	CMB-C2B-C1B	2.40	127.17	124.17
36	aD	405	CLA	C2D-C1D-ND	-2.40	108.33	110.10
36	BE	606	CLA	CAA-C2A-C3A	-2.40	106.19	112.78
36	c1	504	CLA	CHA-C4D-ND	2.40	137.53	132.50
38	cE	502	SQD	O48-C23-C24	2.40	119.45	111.91
33	ZB	201	CYC	C2A-C1A-NA	2.40	113.54	110.05
33	P4	201	CYC	CMC-C2C-C1C	-2.40	107.22	112.40
33	j3	201	CYC	CAA-CBA-CGA	-2.40	108.43	113.60
33	aB	201	CYC	CAA-CBA-CGA	-2.40	108.43	113.60
33	jH	201	CYC	CAA-CBA-CGA	-2.40	108.43	113.60
33	Y4	201	CYC	CMD-C2D-C3D	-2.40	120.41	125.61
45	aD	412	PHO	O2A-CGA-O1A	-2.40	117.53	123.59
33	6G	201	CYC	CHB-C1B-NB	-2.40	120.90	126.06
33	aB	201	CYC	CHB-C4A-C3A	2.40	131.07	124.90
33	NL	201	CYC	C4D-ND-C1D	-2.40	105.51	109.79
36	CD	504	CLA	C2A-C1A-CHA	2.40	128.06	123.86
33	aF	201	CYC	CMB-C2B-C1B	2.40	127.16	124.17
44	cE	516	DGD	O2G-C2G-C3G	2.40	117.09	108.40
33	j9	201	CYC	CAA-CBA-CGA	-2.40	108.44	113.60
33	kF	201	CYC	OC-C1C-NC	2.40	127.85	124.94
43	h1	105	BCR	C40-C30-C29	-2.40	99.31	108.91
36	xD	101	CLA	C3B-C4B-NB	-2.40	108.29	110.52
43	CD	520	BCR	C31-C1-C6	-2.40	106.41	110.30
33	j6	201	CYC	CAA-CBA-CGA	-2.40	108.44	113.60
33	hK	201	CYC	CHA-C4D-ND	-2.40	119.83	125.32
36	C1	506	CLA	CBA-CAA-C2A	2.40	120.94	113.86
33	jC	201	CYC	CAA-CBA-CGA	-2.40	108.44	113.60
33	YF	201	CYC	CHA-C4D-ND	-2.40	119.83	125.32
33	jJ	201	CYC	CAA-CBA-CGA	-2.40	108.44	113.60
36	C1	511	CLA	C1D-ND-C4D	2.40	108.04	106.33
36	dD	405	CLA	C2A-C1A-CHA	2.40	128.05	123.86
33	a4	201	CYC	CAA-CBA-CGA	-2.40	108.45	113.60
33	3K	101	CYC	C4A-C3A-C2A	-2.40	103.76	106.51
33	PB	201	CYC	CMC-C2C-C1C	-2.40	107.24	112.40
33	jA	201	CYC	CAA-CBA-CGA	-2.40	108.45	113.60
33	a4	201	CYC	CHB-C4A-C3A	2.40	131.06	124.90
36	C1	504	CLA	C2A-C1A-CHA	2.40	128.05	123.86
36	bD	608	CLA	CHD-C1D-ND	-2.40	122.25	124.45

Continued on next page...

Continued from previous page...

Mol	Chain	Res	Type	Atoms	Z	Observed(^{o})	Ideal(^{o})
36	cD	512	CLA	CHA-C1A-NA	-2.39	120.92	126.40
33	PL	201	CYC	CHD-C1D-C2D	2.39	133.37	127.49
36	B1	603	CLA	O2D-CGD-CBD	2.39	115.52	111.27
33	jI	201	CYC	CAA-CBA-CGA	-2.39	108.45	113.60
36	b1	608	CLA	C2D-C1D-ND	-2.39	108.34	110.10
33	j8	201	CYC	CAA-CBA-CGA	-2.39	108.45	113.60
36	xE	101	CLA	C3B-C4B-NB	-2.39	108.30	110.52
45	DE	401	PHO	C4A-C3A-C2A	-2.39	100.56	102.84
43	b1	616	BCR	C4-C5-C6	-2.39	119.26	122.73
36	cE	510	CLA	O2D-CGD-O1D	-2.39	119.16	123.84
44	cD	516	DGD	O6D-C5D-C6D	2.39	111.49	106.67
36	B1	607	CLA	O2A-CGA-O1A	-2.39	117.56	123.59
33	hF	201	CYC	CHA-C4D-ND	-2.39	119.84	125.32
36	CE	506	CLA	CBA-CAA-C2A	2.39	120.92	113.86
36	C1	504	CLA	CHC-C1C-NC	2.39	127.83	124.20
33	mF	201	CYC	CAD-CBD-CGD	-2.39	108.46	113.60
33	LL	201	CYC	CAA-C2A-C1A	2.39	129.23	125.01
33	mK	201	CYC	CAD-CBD-CGD	-2.39	108.46	113.60
43	kE	102	BCR	C15-C16-C17	-2.39	118.58	123.47
36	B1	608	CLA	O2D-CGD-O1D	-2.39	119.17	123.84
36	bD	605	CLA	C3B-C4B-NB	-2.39	108.30	110.52
33	d5	201	CYC	CAA-CBA-CGA	-2.39	108.47	113.60
36	DD	405	CLA	C2A-C1A-CHA	2.39	128.03	123.86
33	d3	201	CYC	CAA-CBA-CGA	-2.39	108.47	113.60
43	cE	515	BCR	C16-C15-C14	-2.39	118.59	123.47
36	CD	503	CLA	O2D-CGD-O1D	-2.39	119.17	123.84
33	3F	101	CYC	C4A-C3A-C2A	-2.39	103.77	106.51
43	Z1	102	BCR	C31-C1-C6	-2.38	106.43	110.30
36	BD	606	CLA	CAA-C2A-C3A	-2.38	106.25	112.78
36	CD	510	CLA	C3A-C2A-C1A	2.38	104.91	101.34
47	v1	201	HEM	CAD-C3D-C4D	2.38	128.82	124.66
36	CD	504	CLA	CHC-C1C-NC	2.38	127.82	124.20
36	cD	505	CLA	CHA-C4D-ND	2.38	137.48	132.50
33	6L	201	CYC	CHB-C1B-NB	-2.38	120.94	126.06
33	nF	202	CYC	CHB-C1B-NB	-2.38	120.94	126.06
33	dC	201	CYC	CAA-CBA-CGA	-2.38	108.48	113.60
43	k1	102	BCR	C31-C1-C6	-2.38	106.44	110.30
36	cD	510	CLA	O2D-CGD-O1D	-2.38	119.18	123.84
33	ZF	201	CYC	CMD-C2D-C3D	-2.38	120.45	125.61
36	D1	404	CLA	C2A-C1A-CHA	2.38	128.02	123.86
43	Z1	102	BCR	C15-C16-C17	-2.38	118.60	123.47
44	cE	516	DGD	O6D-C5D-C6D	2.38	111.47	106.67

Continued on next page...

Continued from previous page...

Mol	Chain	Res	Type	Atoms	Z	Observed(^{o})	Ideal(^{o})
36	BD	603	CLA	C3B-C4B-NB	-2.38	108.31	110.52
36	CE	503	CLA	C3B-C4B-NB	-2.38	108.31	110.52
33	dH	201	CYC	CAA-CBA-CGA	-2.38	108.48	113.60
38	dE	414	SQD	O6-C44-C45	-2.38	105.16	110.90
38	dD	414	SQD	O6-C44-C45	-2.38	105.16	110.90
33	PB	201	CYC	CMB-C2B-C1B	2.38	127.14	124.17
33	PG	201	CYC	CHD-C1D-C2D	2.38	133.33	127.49
43	bD	616	BCR	C4-C5-C6	-2.38	119.28	122.73
33	6G	201	CYC	C1A-C2A-C3A	-2.38	104.15	106.78
43	cD	515	BCR	C16-C15-C14	-2.38	118.60	123.47
36	B1	606	CLA	CAA-C2A-C3A	-2.38	106.27	112.78
33	d8	201	CYC	CAA-CBA-CGA	-2.38	108.49	113.60
36	c1	510	CLA	O2D-CGD-O1D	-2.38	119.19	123.84
36	bE	608	CLA	CAA-C2A-C3A	-2.38	106.27	112.78
33	YK	201	CYC	CHA-C4D-ND	-2.38	119.88	125.32
33	dI	201	CYC	CAA-CBA-CGA	-2.38	108.49	113.60
38	d1	414	SQD	O6-C44-C45	-2.38	105.16	110.90
36	cE	503	CLA	CHB-C1B-NB	2.38	126.77	124.26
39	CD	522	LMG	C1-O6-C5	2.38	118.35	113.69
33	dJ	201	CYC	CAA-CBA-CGA	-2.38	108.49	113.60
33	y4	201	CYC	CMB-C2B-C1B	2.38	127.13	124.17
43	CD	520	BCR	C15-C16-C17	-2.38	118.61	123.47
36	CE	503	CLA	O2D-CGD-O1D	-2.38	119.19	123.84
33	WG	201	CYC	CHB-C1B-C2B	-2.38	122.24	126.95
36	BD	607	CLA	C3B-C2B-C1B	-2.38	104.29	107.16
45	a1	413	PHO	C1A-C2A-C3A	2.38	105.10	102.84
40	iD	103	LMT	C4'-C3'-C2'	2.37	114.97	110.82
43	kD	102	BCR	C31-C1-C6	-2.37	106.45	110.30
33	fC	201	CYC	CAA-CBA-CGA	-2.37	108.49	113.60
33	d9	201	CYC	CAA-CBA-CGA	-2.37	108.50	113.60
47	V1	201	HEM	CAD-C3D-C4D	2.37	128.81	124.66
36	bD	609	CLA	C3B-C2B-C1B	-2.37	104.30	107.16
43	kD	102	BCR	C15-C16-C17	-2.37	118.61	123.47
36	c1	502	CLA	CHB-C1B-NB	2.37	126.77	124.26
33	lJ	201	CYC	CAA-CBA-CGA	-2.37	108.50	113.60
36	C1	503	CLA	C3B-C4B-NB	-2.37	108.31	110.52
36	d1	405	CLA	C2A-C1A-CHA	2.37	128.01	123.86
36	C1	510	CLA	C3A-C2A-C1A	2.37	104.89	101.34
33	d2	201	CYC	CAA-CBA-CGA	-2.37	108.50	113.60
40	iE	103	LMT	C4'-C3'-C2'	2.37	114.96	110.82
33	wB	201	CYC	CMC-C2C-C1C	-2.37	107.29	112.40
33	d6	201	CYC	CAA-CBA-CGA	-2.37	108.50	113.60

Continued on next page...

Continued from previous page...

Mol	Chain	Res	Type	Atoms	Z	Observed(^{o})	Ideal(^{o})
36	c1	511	CLA	CHC-C4B-NB	2.37	126.77	124.26
33	aK	201	CYC	C2C-C1C-NC	2.37	110.32	108.27
36	bE	605	CLA	O2D-CGD-CBD	2.37	115.48	111.27
43	ZE	102	BCR	C15-C16-C17	-2.37	118.62	123.47
33	kK	201	CYC	CAA-C2A-C1A	2.37	129.20	125.01
38	DE	414	SQD	O6-C44-C45	-2.37	105.18	110.90
47	vD	201	HEM	CAD-C3D-C4D	2.37	128.80	124.66
33	p4	201	CYC	C4D-ND-C1D	-2.37	105.56	109.79
36	bE	605	CLA	C3B-C4B-NB	-2.37	108.32	110.52
33	dA	201	CYC	CAA-CBA-CGA	-2.37	108.51	113.60
33	lC	201	CYC	CAA-CBA-CGA	-2.37	108.51	113.60
36	C1	503	CLA	O2D-CGD-O1D	-2.37	119.21	123.84
36	b1	609	CLA	C3B-C2B-C1B	-2.37	104.30	107.16
36	bD	608	CLA	CAA-C2A-C3A	-2.37	106.30	112.78
33	2G	201	CYC	C1D-C2D-C3D	-2.37	104.77	107.79
33	kF	201	CYC	CAA-C2A-C1A	2.37	129.19	125.01
36	BD	608	CLA	O2D-CGD-O1D	-2.37	119.21	123.84
36	aE	405	CLA	C2D-C1D-ND	-2.37	108.36	110.10
36	CE	504	CLA	CHC-C1C-NC	2.37	127.79	124.20
33	sB	201	CYC	CMD-C2D-C3D	-2.37	120.49	125.61
36	bD	605	CLA	O2D-CGD-CBD	2.37	115.47	111.27
36	cE	506	CLA	C3C-C4C-NC	-2.37	107.92	110.57
33	P4	201	CYC	CMB-C2B-C1B	2.37	127.12	124.17
33	KF	201	CYC	C1B-CHB-C4A	2.37	133.86	128.08
36	cE	512	CLA	CHA-C1A-NA	-2.36	120.98	126.40
39	CE	520	LMG	C1-O6-C5	2.36	118.33	113.69
37	AE	406	PL9	C20-C19-C21	2.36	119.25	115.27
43	k1	102	BCR	C15-C16-C17	-2.36	118.63	123.47
33	lI	201	CYC	CAA-CBA-CGA	-2.36	108.52	113.60
36	BD	607	CLA	O2A-CGA-O1A	-2.36	117.62	123.59
36	b1	609	CLA	O2A-CGA-O1A	-2.36	117.62	123.59
36	B1	607	CLA	C3B-C2B-C1B	-2.36	104.31	107.16
38	DD	414	SQD	O6-C44-C45	-2.36	105.19	110.90
33	VG	201	CYC	CAD-CBD-CGD	-2.36	108.52	113.60
33	f3	201	CYC	CAA-CBA-CGA	-2.36	108.52	113.60
33	f9	201	CYC	CAA-CBA-CGA	-2.36	108.52	113.60
43	c1	515	BCR	C16-C15-C14	-2.36	118.63	123.47
33	rB	201	CYC	CAD-CBD-CGD	-2.36	108.52	113.60
36	BE	608	CLA	O2D-CGD-O1D	-2.36	119.22	123.84
33	d7	201	CYC	CAA-CBA-CGA	-2.36	108.52	113.60
33	lA	201	CYC	CAA-CBA-CGA	-2.36	108.52	113.60
33	fJ	201	CYC	CAA-CBA-CGA	-2.36	108.52	113.60

Continued on next page...

Continued from previous page...

Mol	Chain	Res	Type	Atoms	Z	Observed(^{o})	Ideal(^{o})
36	cD	503	CLA	CHB-C1B-NB	2.36	126.76	124.26
33	fH	201	CYC	CAA-CBA-CGA	-2.36	108.52	113.60
36	CE	505	CLA	O1D-CGD-CBD	2.36	129.32	124.48
33	l8	201	CYC	CAA-CBA-CGA	-2.36	108.52	113.60
33	s4	201	CYC	CMD-C2D-C3D	-2.36	120.50	125.61
33	fF	201	CYC	OB-C4B-NB	-2.36	119.59	125.08
44	cD	517	DGD	O1G-C1A-O1A	-2.36	117.63	123.59
33	VL	201	CYC	CAD-CBD-CGD	-2.36	108.52	113.60
33	fI	201	CYC	CAA-CBA-CGA	-2.36	108.52	113.60
39	C1	521	LMG	C1-O6-C5	2.36	118.32	113.69
33	f5	201	CYC	CAA-CBA-CGA	-2.36	108.52	113.60
33	l5	201	CYC	CAA-CBA-CGA	-2.36	108.52	113.60
33	ZK	201	CYC	CMD-C2D-C3D	-2.36	120.50	125.61
33	fK	201	CYC	OB-C4B-NB	-2.36	119.59	125.08
36	BE	607	CLA	C3B-C2B-C1B	-2.36	104.31	107.16
36	bD	606	CLA	C2D-C1D-ND	-2.36	108.36	110.10
33	nK	202	CYC	CHB-C1B-NB	-2.36	120.99	126.06
36	CD	503	CLA	C3B-C4B-NB	-2.36	108.33	110.52
36	BE	607	CLA	O2A-CGA-O1A	-2.36	117.64	123.59
33	KK	201	CYC	C1B-CHB-C4A	2.36	133.84	128.08
33	pB	201	CYC	C4D-ND-C1D	-2.36	105.58	109.79
33	WL	201	CYC	CHB-C1B-C2B	-2.36	122.28	126.95
36	BE	603	CLA	C3B-C4B-NB	-2.36	108.33	110.52
36	b1	605	CLA	O2D-CGD-CBD	2.36	115.46	111.27
36	bE	609	CLA	O2A-CGA-O1A	-2.36	117.64	123.59
36	bE	608	CLA	CHD-C1D-ND	-2.36	122.29	124.45
33	f2	201	CYC	CAA-CBA-CGA	-2.36	108.53	113.60
40	i1	102	LMT	C4'-C3'-C2'	2.36	114.94	110.82
38	cD	502	SQD	O9-S-C6	2.36	109.74	106.94
33	l2	201	CYC	CAA-CBA-CGA	-2.36	108.53	113.60
38	c1	501	SQD	O9-S-C6	2.36	109.74	106.94
33	lH	201	CYC	CAA-CBA-CGA	-2.36	108.53	113.60
36	CD	505	CLA	CHA-C1A-NA	-2.36	121.00	126.40
36	CE	505	CLA	CHA-C1A-NA	-2.36	121.00	126.40
45	D1	402	PHO	CAC-C3C-C4C	2.36	130.24	124.27
36	D1	405	CLA	CMB-C2B-C3B	2.36	132.29	126.59
36	cE	508	CLA	C4-C3-C5	2.35	119.23	115.27
33	l6	201	CYC	CAA-CBA-CGA	-2.35	108.54	113.60
36	C1	505	CLA	CHA-C1A-NA	-2.35	121.01	126.40
33	6L	201	CYC	O2A-CGA-CBA	2.35	121.59	114.03
44	cE	517	DGD	O1G-C1A-O1A	-2.35	117.65	123.59
36	bE	607	CLA	CMB-C2B-C1B	-2.35	121.78	125.37

Continued on next page...

Continued from previous page...

Mol	Chain	Res	Type	Atoms	Z	Observed(^{o})	Ideal(^{o})
36	CD	505	CLA	O1D-CGD-CBD	2.35	129.30	124.48
33	X4	201	CYC	CHD-C1D-C2D	2.35	133.27	127.49
38	hD	103	SQD	C25-C24-C23	-2.35	105.06	113.62
33	YB	201	CYC	CHA-C1A-NA	-2.35	119.68	124.58
36	BE	613	CLA	C2D-C1D-ND	-2.35	108.37	110.10
43	kE	102	BCR	C31-C1-C6	-2.35	106.48	110.30
38	D1	413	SQD	O6-C44-C45	-2.35	105.22	110.90
33	fA	201	CYC	CAA-CBA-CGA	-2.35	108.54	113.60
38	h1	103	SQD	C25-C24-C23	-2.35	105.07	113.62
36	B1	606	CLA	C2D-C1D-ND	-2.35	108.37	110.10
36	BD	606	CLA	CHD-C1D-ND	-2.35	122.29	124.45
33	MG	201	CYC	CAB-C3B-C2B	2.35	131.55	127.53
33	l7	201	CYC	CAA-CBA-CGA	-2.35	108.55	113.60
44	CE	517	DGD	O2G-C2G-C3G	2.35	116.91	108.40
36	DE	406	CLA	CMB-C2B-C3B	2.35	132.28	126.59
36	DD	406	CLA	CMB-C2B-C3B	2.35	132.28	126.59
36	bE	609	CLA	C3B-C2B-C1B	-2.35	104.33	107.16
36	B1	612	CLA	C6-C7-C8	-2.35	108.33	115.92
39	D1	410	LMG	C8-O7-C10	-2.35	112.01	117.79
36	b1	608	CLA	CAA-C2A-C3A	-2.35	106.35	112.78
33	6G	201	CYC	O2A-CGA-CBA	2.35	121.57	114.03
36	bD	608	CLA	C2D-C1D-ND	-2.35	108.37	110.10
36	cD	508	CLA	C4-C3-C5	2.35	119.22	115.27
36	BE	613	CLA	CHC-C4B-NB	2.35	126.74	124.26
39	dE	411	LMG	C8-O7-C10	-2.35	112.01	117.79
38	hE	103	SQD	C25-C24-C23	-2.35	105.08	113.62
36	cE	506	CLA	CHD-C1D-ND	-2.35	122.30	124.45
36	dD	403	CLA	O2D-CGD-O1D	-2.35	119.25	123.84
33	WG	201	CYC	C4A-C3A-C2A	-2.35	103.81	106.51
33	Y4	201	CYC	CHA-C1A-NA	-2.35	119.69	124.58
33	l9	201	CYC	CAA-CBA-CGA	-2.35	108.55	113.60
33	w4	201	CYC	CMC-C2C-C1C	-2.35	107.34	112.40
44	CD	517	DGD	O2G-C2G-C3G	2.35	116.90	108.40
33	f6	201	CYC	CAA-CBA-CGA	-2.35	108.55	113.60
36	bE	606	CLA	C2D-C1D-ND	-2.35	108.38	110.10
36	d1	406	CLA	CMB-C2B-C3B	2.35	132.27	126.59
33	PG	201	CYC	CAC-C3C-C2C	2.35	120.12	114.26
47	VE	201	HEM	CAD-C3D-C4D	2.35	128.76	124.66
36	bD	612	CLA	C3B-C4B-NB	-2.35	108.34	110.52
36	BE	612	CLA	C6-C7-C8	-2.35	108.34	115.92
36	b1	607	CLA	CMB-C2B-C1B	-2.35	121.80	125.37
39	DD	411	LMG	C8-O7-C10	-2.34	112.02	117.79

Continued on next page...

Continued from previous page...

Mol	Chain	Res	Type	Atoms	Z	Observed(^{o})	Ideal(^{o})
33	f8	201	CYC	CAA-CBA-CGA	-2.34	108.56	113.60
33	nF	201	CYC	C4D-CHA-C1A	2.34	133.54	128.28
36	bE	612	CLA	C3B-C4B-NB	-2.34	108.34	110.52
33	f7	201	CYC	CAA-CBA-CGA	-2.34	108.56	113.60
37	DE	408	PL9	C42-C43-C44	-2.34	122.02	127.66
36	HE	103	CLA	CHB-C4A-NA	2.34	127.75	124.51
33	TB	201	CYC	C1A-C2A-C3A	-2.34	104.19	106.78
42	aD	411	LHG	O4-P-O5	2.34	123.83	112.24
36	BD	612	CLA	C6-C7-C8	-2.34	108.34	115.92
47	VD	201	HEM	CAD-C3D-C4D	2.34	128.75	124.66
36	bD	607	CLA	CMB-C2B-C1B	-2.34	121.80	125.37
33	aF	201	CYC	C2C-C1C-NC	2.34	110.29	108.27
38	cE	502	SQD	O9-S-C6	2.34	109.72	106.94
36	b1	612	CLA	C3B-C4B-NB	-2.34	108.34	110.52
37	A1	406	PL9	C20-C19-C21	2.34	119.21	115.27
33	l3	201	CYC	CAA-CBA-CGA	-2.34	108.56	113.60
33	hA	201	CYC	CAA-CBA-CGA	-2.34	108.56	113.60
36	C1	505	CLA	O1D-CGD-CBD	2.34	129.28	124.48
33	RG	201	CYC	OB-C4B-NB	-2.34	119.64	125.08
44	C1	517	DGD	O2G-C2G-C3G	2.34	116.88	108.40
36	BD	614	CLA	CHA-C1A-NA	-2.34	121.04	126.40
36	c1	508	CLA	C4-C3-C5	2.34	119.21	115.27
33	LF	201	CYC	C2A-C1A-NA	2.34	113.45	110.05
33	v4	201	CYC	CHB-C4A-NA	-2.34	120.04	124.93
33	PL	201	CYC	CMC-C2C-C1C	-2.34	107.36	112.40
36	B1	610	CLA	CHB-C1B-NB	2.34	126.73	124.26
33	hI	201	CYC	CAA-CBA-CGA	-2.34	108.57	113.60
36	dE	403	CLA	O2D-CGD-O1D	-2.34	119.26	123.84
36	iD	101	CLA	C2D-C1D-ND	-2.34	108.38	110.10
33	r4	201	CYC	CAD-CBD-CGD	-2.34	108.57	113.60
39	dD	411	LMG	C8-O7-C10	-2.34	112.03	117.79
37	AD	406	PL9	C20-C19-C21	2.34	119.21	115.27
39	DE	411	LMG	C8-O7-C10	-2.34	112.03	117.79
33	vB	201	CYC	CHB-C4A-NA	-2.34	120.04	124.93
33	SL	201	CYC	CAC-C3C-C4C	-2.34	106.67	112.67
36	bD	609	CLA	O2A-CGA-O1A	-2.34	117.69	123.59
47	vE	201	HEM	CAD-C3D-C4D	2.34	128.74	124.66
36	C1	509	CLA	O2A-CGA-O1A	-2.34	117.69	123.59
36	dD	406	CLA	CMB-C2B-C3B	2.34	132.25	126.59
42	a1	412	LHG	O4-P-O5	2.34	123.80	112.24
33	ZK	201	CYC	C2D-C1D-ND	2.34	110.69	107.40
36	dE	406	CLA	CMB-C2B-C3B	2.34	132.25	126.59

Continued on next page...

Continued from previous page...

Mol	Chain	Res	Type	Atoms	Z	Observed(^{o})	Ideal(^{o})
36	bD	613	CLA	C6-C7-C8	-2.34	108.36	115.92
44	CD	517	DGD	C2G-O2G-C1B	2.34	123.55	117.79
33	ZF	201	CYC	C2D-C1D-ND	2.34	110.68	107.40
33	WB	201	CYC	CAA-CBA-CGA	-2.34	108.57	113.60
37	AD	406	PL9	C45-C44-C46	2.34	119.20	115.27
33	ZF	201	CYC	OC-C1C-C2C	-2.34	124.31	126.17
36	HD	103	CLA	CHB-C4A-NA	2.34	127.74	124.51
42	aE	411	LHG	O4-P-O5	2.34	123.79	112.24
45	DD	403	PHO	CAC-C3C-C4C	2.34	130.19	124.27
36	CE	509	CLA	O2A-CGA-O1A	-2.34	117.70	123.59
36	CE	511	CLA	O2A-CGA-O1A	-2.34	117.70	123.59
36	d1	403	CLA	O2D-CGD-O1D	-2.34	119.27	123.84
33	2L	201	CYC	C1D-C2D-C3D	-2.34	104.81	107.79
36	BE	606	CLA	CHD-C1D-ND	-2.34	122.31	124.45
44	C1	517	DGD	C2G-O2G-C1B	2.34	123.54	117.79
33	T4	201	CYC	C1A-C2A-C3A	-2.33	104.20	106.78
33	h7	201	CYC	CAA-CBA-CGA	-2.33	108.58	113.60
36	CD	511	CLA	O2A-CGA-O1A	-2.33	117.70	123.59
36	b1	613	CLA	C6-C7-C8	-2.33	108.37	115.92
33	ML	201	CYC	CAB-C3B-C2B	2.33	131.52	127.53
36	cD	506	CLA	C3C-C4C-NC	-2.33	107.95	110.57
36	BE	610	CLA	CHB-C1B-NB	2.33	126.73	124.26
33	WL	201	CYC	C4A-C3A-C2A	-2.33	103.83	106.51
33	S4	201	CYC	CHD-C1D-C2D	2.33	133.22	127.49
36	bE	613	CLA	C6-C7-C8	-2.33	108.38	115.92
33	h5	201	CYC	CAA-CBA-CGA	-2.33	108.58	113.60
36	C1	505	CLA	C3B-C4B-NB	-2.33	108.35	110.52
33	LK	201	CYC	C2A-C1A-NA	2.33	113.44	110.05
37	DE	408	PL9	C51-C49-C50	2.33	119.75	114.60
33	B4	1001	CYC	CBD-CAD-C3D	2.33	119.11	112.63
33	h8	201	CYC	CAA-CBA-CGA	-2.33	108.59	113.60
37	DD	408	PL9	C42-C43-C44	-2.33	122.05	127.66
44	c1	517	DGD	O1G-C1A-O1A	-2.33	117.71	123.59
37	AE	406	PL9	C45-C44-C46	2.33	119.19	115.27
40	bE	620	LMT	C4'-C3'-C2'	2.33	114.89	110.82
47	f1	101	HEM	CHD-C1D-C2D	-2.33	121.34	124.98
33	oB	201	CYC	CAC-C3C-C2C	2.33	120.08	114.26
33	h6	201	CYC	CAA-CBA-CGA	-2.33	108.59	113.60
37	A1	406	PL9	C45-C44-C46	2.33	119.19	115.27
33	LK	201	CYC	C4D-ND-C1D	-2.33	105.63	109.79
33	r4	201	CYC	CMC-C2C-C1C	-2.33	107.38	112.40
33	kF	201	CYC	CMC-C2C-C1C	-2.33	107.38	112.40

Continued on next page...

Continued from previous page...

Mol	Chain	Res	Type	Atoms	Z	Observed(^{o})	Ideal(^{o})
33	kK	201	CYC	CMC-C2C-C1C	-2.33	107.38	112.40
33	yB	201	CYC	CMB-C2B-C1B	2.33	127.07	124.17
47	EE	101	HEM	CHD-C1D-C2D	-2.33	121.34	124.98
36	CD	509	CLA	O2A-CGA-O1A	-2.33	117.72	123.59
43	hD	105	BCR	C21-C20-C19	-2.33	115.95	123.22
33	PG	201	CYC	CMC-C2C-C1C	-2.33	107.39	112.40
33	SG	201	CYC	CAC-C3C-C4C	-2.33	106.70	112.67
33	PL	201	CYC	CAC-C3C-C2C	2.33	120.07	114.26
36	cD	512	CLA	C11-C12-C13	-2.33	108.40	115.92
33	hJ	201	CYC	CAA-CBA-CGA	-2.33	108.60	113.60
36	cD	508	CLA	CHA-C1A-NA	-2.33	121.07	126.40
36	CD	511	CLA	C1D-ND-C4D	2.33	107.99	106.33
33	zB	201	CYC	CHD-C1D-C2D	2.32	133.20	127.49
33	JK	201	CYC	CHB-C4A-C3A	-2.32	118.92	124.90
39	d1	411	LMG	C8-O7-C10	-2.32	112.07	117.79
36	B1	606	CLA	CHD-C1D-ND	-2.32	122.32	124.45
33	4L	201	CYC	CMC-C2C-C1C	-2.32	107.39	112.40
43	z1	101	BCR	C1-C6-C7	2.32	122.35	115.78
33	MK	201	CYC	C2A-C1A-NA	2.32	113.43	110.05
33	hH	201	CYC	CAA-CBA-CGA	-2.32	108.60	113.60
43	zE	101	BCR	C1-C6-C7	2.32	122.35	115.78
36	BD	605	CLA	CMB-C2B-C1B	-2.32	121.83	125.37
33	h2	201	CYC	CAA-CBA-CGA	-2.32	108.60	113.60
47	ED	101	HEM	CHD-C1D-C2D	-2.32	121.35	124.98
33	XB	201	CYC	CHD-C1D-C2D	2.32	133.19	127.49
33	PB	201	CYC	C1B-CHB-C4A	2.32	133.76	128.08
36	C1	511	CLA	O2A-CGA-O1A	-2.32	117.73	123.59
36	B1	614	CLA	CHA-C1A-NA	-2.32	121.08	126.40
43	hE	105	BCR	C21-C20-C19	-2.32	115.97	123.22
33	W4	201	CYC	CAA-CBA-CGA	-2.32	108.61	113.60
43	zD	101	BCR	C1-C6-C7	2.32	122.35	115.78
36	BE	603	CLA	CHB-C1B-NB	2.32	126.72	124.26
33	JF	201	CYC	CHB-C4A-C3A	-2.32	118.93	124.90
33	RL	201	CYC	OB-C4B-NB	-2.32	119.68	125.08
33	nK	201	CYC	C4D-CHA-C1A	2.32	133.49	128.28
43	ZE	101	BCR	C1-C6-C7	2.32	122.34	115.78
33	yB	201	CYC	CHB-C4A-C3A	2.32	130.87	124.90
33	BB	1001	CYC	CBD-CAD-C3D	2.32	119.08	112.63
33	oB	201	CYC	OC-C1C-C2C	-2.32	124.33	126.17
33	o4	201	CYC	CAC-C3C-C2C	2.32	120.05	114.26
40	b1	620	LMT	C4'-C3'-C2'	2.32	114.87	110.82
43	DD	407	BCR	C37-C22-C23	2.32	121.73	118.08

Continued on next page...

Continued from previous page...

Mol	Chain	Res	Type	Atoms	Z	Observed(^{o})	Ideal(^{o})
36	b1	615	CLA	CHA-C1A-NA	-2.32	121.09	126.40
36	BD	604	CLA	C2D-C1D-ND	-2.32	108.39	110.10
37	d1	408	PL9	C42-C43-C44	-2.32	122.08	127.66
36	CE	511	CLA	C1D-ND-C4D	2.32	107.98	106.33
36	B1	611	CLA	O2D-CGD-O1D	-2.32	119.31	123.84
33	RG	201	CYC	CHB-C1B-NB	-2.32	121.08	126.06
36	cE	508	CLA	CHA-C1A-NA	-2.32	121.09	126.40
36	b1	606	CLA	C2D-C1D-ND	-2.32	108.40	110.10
33	NG	201	CYC	CAB-C3B-C2B	2.32	131.49	127.53
36	c1	505	CLA	O2A-CGA-O1A	-2.32	117.74	123.59
33	VG	201	CYC	C2A-C1A-NA	2.32	113.42	110.05
33	t4	1001	CYC	C2A-C1A-NA	2.32	113.42	110.05
47	E1	101	HEM	CHD-C1D-C2D	-2.32	121.36	124.98
43	c1	515	BCR	C11-C12-C13	-2.32	119.91	126.42
45	DE	403	PHO	CAC-C3C-C4C	2.32	130.14	124.27
36	cE	506	CLA	CHA-C1A-NA	-2.32	121.09	126.40
33	z4	201	CYC	CHD-C1D-C2D	2.32	133.18	127.49
33	RL	201	CYC	CHB-C1B-NB	-2.32	121.08	126.06
36	bD	615	CLA	CHA-C1A-NA	-2.32	121.09	126.40
33	tB	1001	CYC	C2A-C1A-NA	2.32	113.42	110.05
43	DE	407	BCR	C37-C22-C23	2.32	121.73	118.08
47	fD	101	HEM	CHD-C1D-C2D	-2.32	121.36	124.98
43	Z1	101	BCR	C1-C6-C7	2.32	122.33	115.78
43	h1	105	BCR	C21-C20-C19	-2.32	115.99	123.22
43	D1	406	BCR	C37-C22-C23	2.32	121.72	118.08
43	ZD	101	BCR	C1-C6-C7	2.32	122.33	115.78
36	bD	614	CLA	C2D-C1D-ND	-2.31	108.40	110.10
36	BD	610	CLA	CHB-C1B-NB	2.31	126.71	124.26
33	PG	201	CYC	C4D-CHA-C1A	2.31	133.47	128.28
36	C1	512	CLA	O2D-CGD-O1D	-2.31	119.31	123.84
38	hE	103	SQD	O5-C5-C4	2.31	113.89	109.69
33	h3	201	CYC	CAA-CBA-CGA	-2.31	108.62	113.60
33	hC	201	CYC	CAA-CBA-CGA	-2.31	108.62	113.60
44	CE	517	DGD	C2G-O2G-C1B	2.31	123.49	117.79
38	hD	103	SQD	O5-C5-C4	2.31	113.89	109.69
33	SB	201	CYC	CHD-C1D-C2D	2.31	133.17	127.49
33	4L	201	CYC	C1A-NA-C4A	-2.31	102.15	106.51
37	DD	408	PL9	C51-C49-C50	2.31	119.71	114.60
36	CE	507	CLA	O2D-CGD-O1D	-2.31	119.32	123.84
33	LF	201	CYC	C4D-ND-C1D	-2.31	105.66	109.79
36	B1	604	CLA	C2D-C1D-ND	-2.31	108.40	110.10
36	aE	404	CLA	CAC-C3C-C4C	2.31	127.81	124.81

Continued on next page...

Continued from previous page...

Mol	Chain	Res	Type	Atoms	Z	Observed(^{o})	Ideal(^{o})
33	MF	201	CYC	C2A-C1A-NA	2.31	113.41	110.05
36	CD	507	CLA	O2D-CGD-O1D	-2.31	119.32	123.84
36	c1	506	CLA	O2A-CGA-O1A	-2.31	117.76	123.59
33	PL	201	CYC	C4D-CHA-C1A	2.31	133.47	128.28
36	CE	511	CLA	CHD-C1D-ND	-2.31	122.33	124.45
36	c1	512	CLA	C3B-C4B-NB	-2.31	108.37	110.52
36	cD	512	CLA	C3B-C4B-NB	-2.31	108.37	110.52
33	y4	201	CYC	CHB-C4A-C3A	2.31	130.84	124.90
36	B1	613	CLA	CHC-C4B-NB	2.31	126.70	124.26
33	h9	201	CYC	CAA-CBA-CGA	-2.31	108.63	113.60
37	dD	408	PL9	C42-C43-C44	-2.31	122.10	127.66
33	SB	201	CYC	CHB-C4A-C3A	2.31	130.84	124.90
44	JD	101	DGD	O6D-C5D-C6D	2.31	111.33	106.67
33	mF	201	CYC	C2A-C1A-NA	2.31	113.41	110.05
40	bD	620	LMT	C4'-C3'-C2'	2.31	114.86	110.82
36	AD	405	CLA	C2D-C1D-ND	-2.31	108.40	110.10
37	D1	407	PL9	C42-C43-C44	-2.31	122.10	127.66
33	rB	201	CYC	CMC-C2C-C1C	-2.31	107.42	112.40
36	cD	506	CLA	O2A-CGA-O1A	-2.31	117.76	123.59
36	c1	505	CLA	CHA-C1A-NA	-2.31	121.11	126.40
43	C1	516	BCR	C29-C30-C25	2.31	114.03	110.48
36	b1	611	CLA	CHB-C1B-NB	2.31	126.70	124.26
36	cD	506	CLA	CHA-C1A-NA	-2.31	121.11	126.40
33	ML	201	CYC	CMD-C2D-C3D	-2.31	120.61	125.61
36	BE	614	CLA	CHA-C1A-NA	-2.31	121.11	126.40
36	c1	508	CLA	CHA-C1A-NA	-2.31	121.11	126.40
36	c1	512	CLA	C11-C12-C13	-2.31	108.46	115.92
33	P4	201	CYC	C1B-CHB-C4A	2.31	133.72	128.08
36	CE	503	CLA	C2A-C1A-CHA	2.31	127.89	123.86
36	cE	512	CLA	C11-C12-C13	-2.31	108.46	115.92
36	BE	605	CLA	CMB-C2B-C1B	-2.31	121.86	125.37
36	BE	604	CLA	C2D-C1D-ND	-2.31	108.41	110.10
33	o4	201	CYC	OC-C1C-C2C	-2.31	124.34	126.17
36	CD	515	CLA	C2A-C1A-CHA	2.30	127.89	123.86
33	4G	201	CYC	CMC-C2C-C1C	-2.30	107.44	112.40
36	cD	506	CLA	CHD-C1D-ND	-2.30	122.34	124.45
33	SB	201	CYC	CMB-C2B-C1B	2.30	127.04	124.17
37	D1	407	PL9	C51-C49-C50	2.30	119.69	114.60
47	ED	101	HEM	C4A-CHB-C1B	-2.30	120.87	126.34
36	c1	505	CLA	C3C-C4C-NC	-2.30	107.99	110.57
33	h3	201	CYC	CHB-C4A-C3A	2.30	130.82	124.90
38	h1	103	SQD	O5-C5-C4	2.30	113.88	109.69

Continued on next page...

Continued from previous page...

Mol	Chain	Res	Type	Atoms	Z	Observed(^{o})	Ideal(^{o})
33	5L	201	CYC	C4D-ND-C1D	-2.30	105.68	109.79
36	cE	512	CLA	CAA-C2A-C3A	-2.30	106.47	112.78
44	JE	101	DGD	O6D-C5D-C6D	2.30	111.31	106.67
33	4G	201	CYC	C1A-NA-C4A	-2.30	102.17	106.51
36	cD	512	CLA	CAA-C2A-C3A	-2.30	106.47	112.78
33	MK	201	CYC	C2C-C1C-NC	2.30	110.26	108.27
33	VL	201	CYC	C2A-C1A-NA	2.30	113.40	110.05
36	B1	605	CLA	CMB-C2B-C1B	-2.30	121.86	125.37
33	V4	201	CYC	CHB-C1B-C2B	-2.30	122.39	126.95
36	CD	505	CLA	C3B-C4B-NB	-2.30	108.38	110.52
40	dD	412	LMT	O1'-C1'-C2'	2.30	111.90	108.30
33	NL	201	CYC	CAB-C3B-C2B	2.30	131.47	127.53
33	5G	201	CYC	C4D-ND-C1D	-2.30	105.68	109.79
36	H1	103	CLA	CHB-C4A-NA	2.30	127.69	124.51
36	iD	101	CLA	O2A-CGA-O1A	-2.30	117.78	123.59
33	VB	201	CYC	CHB-C1B-C2B	-2.30	122.39	126.95
36	BE	611	CLA	C3B-C4B-NB	-2.30	108.38	110.52
36	C1	515	CLA	C2A-C1A-CHA	2.30	127.88	123.86
36	BD	613	CLA	CHC-C4B-NB	2.30	126.69	124.26
36	AE	405	CLA	C2D-C1D-ND	-2.30	108.41	110.10
33	MG	201	CYC	CMD-C2D-C3D	-2.30	120.63	125.61
36	C1	507	CLA	O2A-CGA-O1A	-2.30	117.79	123.59
43	i1	101	BCR	C11-C10-C9	-2.30	124.03	127.31
40	D1	411	LMT	O1'-C1'-C2'	2.30	111.89	108.30
44	J1	101	DGD	O6D-C5D-C6D	2.30	111.31	106.67
36	cE	506	CLA	O2A-CGA-O1A	-2.30	117.79	123.59
43	dD	407	BCR	C37-C22-C23	2.30	121.70	118.08
44	c1	518	DGD	C1E-O6E-C5E	2.30	118.20	113.69
36	BE	611	CLA	O2D-CGD-O1D	-2.30	119.34	123.84
43	iE	102	BCR	C11-C10-C9	-2.30	124.03	127.31
36	CE	512	CLA	O2D-CGD-O1D	-2.30	119.34	123.84
33	MF	201	CYC	C2C-C1C-NC	2.30	110.25	108.27
47	E1	101	HEM	C4A-CHB-C1B	-2.30	120.89	126.34
36	BD	611	CLA	O2D-CGD-O1D	-2.30	119.35	123.84
33	SB	201	CYC	CHB-C1B-C2B	-2.30	122.40	126.95
36	b1	614	CLA	CHC-C4B-NB	2.30	126.69	124.26
43	cE	519	BCR	C15-C16-C17	-2.30	118.77	123.47
43	CE	516	BCR	C29-C30-C25	2.30	114.02	110.48
36	A1	405	CLA	C2D-C1D-ND	-2.30	108.41	110.10
43	X1	102	BCR	C21-C20-C19	-2.30	116.05	123.22
45	DD	401	PHO	CGD-CBD-CAD	-2.30	103.30	110.73
36	c1	512	CLA	CAA-C2A-C3A	-2.30	106.49	112.78

Continued on next page...

Continued from previous page...

Mol	Chain	Res	Type	Atoms	Z	Observed(^{o})	Ideal(^{o})
36	CE	508	CLA	C3D-C2D-C1D	-2.30	102.70	105.83
36	C1	508	CLA	C3D-C2D-C1D	-2.30	102.70	105.83
36	bD	605	CLA	CHB-C1B-NB	2.29	126.69	124.26
47	V1	201	HEM	C4C-CHD-C1D	-2.29	121.11	126.06
47	fE	101	HEM	CHD-C1D-C2D	-2.29	121.39	124.98
37	dE	408	PL9	C51-C49-C50	2.29	119.67	114.60
36	C1	507	CLA	O2D-CGD-O1D	-2.29	119.35	123.84
36	bE	615	CLA	CHA-C1A-NA	-2.29	121.14	126.40
43	XE	102	BCR	C21-C20-C19	-2.29	116.06	123.22
36	bE	605	CLA	CHB-C1B-NB	2.29	126.69	124.26
40	DD	413	LMT	C3'-C4'-C5'	-2.29	106.15	110.24
36	b1	614	CLA	C2D-C1D-ND	-2.29	108.41	110.10
40	B1	619	LMT	C4'-C3'-C2'	2.29	114.83	110.82
43	XE	102	BCR	C30-C25-C26	-2.29	119.38	122.61
36	CD	511	CLA	CHD-C1D-ND	-2.29	122.35	124.45
36	CE	505	CLA	C3B-C4B-NB	-2.29	108.39	110.52
33	mK	201	CYC	C2A-C1A-NA	2.29	113.38	110.05
36	B1	603	CLA	CHB-C1B-NB	2.29	126.68	124.26
36	iE	101	CLA	O2A-CGA-O1A	-2.29	117.81	123.59
47	EE	101	HEM	C4A-CHB-C1B	-2.29	120.90	126.34
36	cE	512	CLA	C3B-C4B-NB	-2.29	108.39	110.52
40	DD	412	LMT	O1'-C1'-C2'	2.29	111.88	108.30
33	u4	201	CYC	C2C-C1C-NC	2.29	110.25	108.27
36	b1	605	CLA	CHB-C1B-NB	2.29	126.68	124.26
36	c1	504	CLA	C3B-C4B-NB	-2.29	108.39	110.52
36	c1	505	CLA	CHD-C1D-ND	-2.29	122.35	124.45
36	CD	512	CLA	O2D-CGD-O1D	-2.29	119.36	123.84
33	S4	201	CYC	CHB-C4A-C3A	2.29	130.79	124.90
43	cD	515	BCR	C11-C12-C13	-2.29	119.98	126.42
47	VD	201	HEM	C4C-CHD-C1D	-2.29	121.12	126.06
43	cE	515	BCR	C11-C12-C13	-2.29	119.98	126.42
44	CD	517	DGD	C4D-C3D-C2D	2.29	114.82	110.82
43	d1	407	BCR	C37-C22-C23	2.29	121.68	118.08
33	6L	201	CYC	CAC-C3C-C2C	2.29	119.98	114.26
33	d5	201	CYC	CHB-C4A-C3A	2.29	130.78	124.90
36	CD	508	CLA	C3D-C2D-C1D	-2.29	102.71	105.83
43	BD	616	BCR	C10-C11-C12	-2.29	116.08	123.22
33	S4	201	CYC	CMB-C2B-C1B	2.29	127.02	124.17
47	vE	201	HEM	C4C-CHD-C1D	-2.29	121.12	126.06
36	iE	101	CLA	C2D-C1D-ND	-2.29	108.42	110.10
36	bE	614	CLA	CHC-C4B-NB	2.29	126.68	124.26
36	cE	507	CLA	CAA-C2A-C3A	-2.29	106.51	112.78

Continued on next page...

Continued from previous page...

Mol	Chain	Res	Type	Atoms	Z	Observed(^{o})	Ideal(^{o})
33	d8	201	CYC	CHB-C4A-C3A	2.29	130.78	124.90
40	d1	412	LMT	O1'-C1'-C2'	2.29	111.87	108.30
33	KK	201	CYC	OC-C1C-NC	2.29	127.71	124.94
43	XD	102	BCR	C30-C25-C26	-2.29	119.39	122.61
37	dE	408	PL9	C42-C43-C44	-2.29	122.15	127.66
44	cD	518	DGD	C1E-O6E-C5E	2.29	118.18	113.69
33	hA	201	CYC	CHB-C4A-C3A	2.29	130.78	124.90
43	XD	102	BCR	C21-C20-C19	-2.29	116.08	123.22
43	c1	519	BCR	C15-C16-C17	-2.29	118.79	123.47
36	BD	606	CLA	C2D-C1D-ND	-2.29	108.42	110.10
36	C1	503	CLA	C2A-C1A-CHA	2.29	127.86	123.86
33	h6	201	CYC	CHB-C4A-C3A	2.29	130.78	124.90
33	dA	201	CYC	CHB-C4A-C3A	2.29	130.78	124.90
43	dE	407	BCR	C37-C22-C23	2.29	121.68	118.08
43	B1	616	BCR	C10-C11-C12	-2.29	116.08	123.22
47	v1	201	HEM	C4C-CHD-C1D	-2.29	121.13	126.06
33	WG	201	CYC	C4D-ND-C1D	-2.29	105.71	109.79
33	V4	201	CYC	CAA-C2A-C3A	2.29	132.13	127.88
33	h5	201	CYC	CHB-C4A-C3A	2.29	130.78	124.90
43	BE	616	BCR	C10-C11-C12	-2.29	116.08	123.22
33	6G	201	CYC	CAC-C3C-C2C	2.29	119.97	114.26
36	CE	515	CLA	C2A-C1A-CHA	2.29	127.86	123.86
33	ZK	201	CYC	OC-C1C-C2C	-2.29	124.36	126.17
45	d1	402	PHO	O1D-CGD-CBD	-2.29	120.93	124.74
33	uB	201	CYC	C2A-C1A-NA	2.29	113.37	110.05
43	b1	617	BCR	C10-C11-C12	-2.29	116.09	123.22
36	CE	508	CLA	CHC-C4B-NB	2.28	126.68	124.26
44	CE	517	DGD	C4D-C3D-C2D	2.28	114.81	110.82
36	bD	612	CLA	O2D-CGD-O1D	-2.28	119.37	123.84
33	d6	201	CYC	CHB-C4A-C3A	2.28	130.78	124.90
33	nK	201	CYC	CHD-C1D-ND	-2.28	120.09	125.32
33	S4	201	CYC	CHB-C1B-C2B	-2.28	122.42	126.95
33	dI	201	CYC	CHB-C4A-C3A	2.28	130.77	124.90
36	b1	612	CLA	O2D-CGD-O1D	-2.28	119.37	123.84
36	bE	611	CLA	CHB-C1B-NB	2.28	126.67	124.26
33	hJ	201	CYC	CHB-C4A-C3A	2.28	130.77	124.90
36	A1	405	CLA	CAA-C2A-C3A	-2.28	106.53	112.78
43	cD	519	BCR	C15-C16-C17	-2.28	118.80	123.47
36	aD	404	CLA	CAC-C3C-C4C	2.28	127.77	124.81
47	vD	201	HEM	C4C-CHD-C1D	-2.28	121.13	126.06
40	DE	412	LMT	O1'-C1'-C2'	2.28	111.87	108.30
43	C1	519	BCR	C16-C15-C14	-2.28	118.80	123.47

Continued on next page...

Continued from previous page...

Mol	Chain	Res	Type	Atoms	Z	Observed(^{o})	Ideal(^{o})
33	hH	201	CYC	CHB-C4A-C3A	2.28	130.77	124.90
37	d1	408	PL9	C51-C49-C50	2.28	119.64	114.60
33	nF	201	CYC	CHD-C1D-ND	-2.28	120.09	125.32
47	f1	101	HEM	C4A-CHB-C1B	-2.28	120.92	126.34
33	f6	201	CYC	CHB-C4A-C3A	2.28	130.77	124.90
33	4G	201	CYC	CAC-C3C-C2C	2.28	119.96	114.26
36	BD	603	CLA	CHB-C1B-NB	2.28	126.67	124.26
43	CE	519	BCR	C16-C15-C14	-2.28	118.80	123.47
43	c1	519	BCR	C33-C5-C4	2.28	118.00	113.62
37	dD	408	PL9	C51-C49-C50	2.28	119.64	114.60
36	IE	101	CLA	CHB-C1B-NB	2.28	126.67	124.26
36	c1	507	CLA	CAA-C2A-C3A	-2.28	106.53	112.78
36	bE	612	CLA	O2D-CGD-O1D	-2.28	119.38	123.84
33	KF	201	CYC	OC-C1C-NC	2.28	127.70	124.94
33	uB	201	CYC	C2C-C1C-NC	2.28	110.24	108.27
40	D1	412	LMT	C3'-C4'-C5'	-2.28	106.17	110.24
47	VE	201	HEM	C4C-CHD-C1D	-2.28	121.14	126.06
33	dH	201	CYC	CHB-C4A-C3A	2.28	130.76	124.90
43	X1	102	BCR	C30-C25-C26	-2.28	119.40	122.61
47	fE	101	HEM	C4A-CHB-C1B	-2.28	120.93	126.34
33	O4	201	CYC	CHB-C1B-NB	-2.28	121.16	126.06
33	WL	201	CYC	C4D-ND-C1D	-2.28	105.72	109.79
33	OB	201	CYC	CHB-C1B-NB	-2.28	121.16	126.06
43	hD	105	BCR	C30-C25-C26	-2.28	119.40	122.61
36	AD	405	CLA	CAA-C2A-C3A	-2.28	106.54	112.78
36	CD	507	CLA	O2A-CGA-O1A	-2.28	117.84	123.59
33	h7	201	CYC	CHB-C4A-C3A	2.28	130.76	124.90
36	cE	505	CLA	C3B-C4B-NB	-2.28	108.40	110.52
36	CD	503	CLA	C2A-C1A-CHA	2.28	127.84	123.86
33	d2	201	CYC	CHB-C4A-C3A	2.28	130.76	124.90
43	CD	516	BCR	C29-C30-C25	2.28	113.99	110.48
43	bD	617	BCR	C10-C11-C12	-2.28	116.11	123.22
44	cE	518	DGD	C1E-O6E-C5E	2.28	118.16	113.69
43	iD	102	BCR	C11-C10-C9	-2.28	124.06	127.31
33	dC	201	CYC	CHB-C4A-C3A	2.28	130.76	124.90
36	cD	507	CLA	CAA-C2A-C3A	-2.28	106.54	112.78
33	hC	201	CYC	CHB-C4A-C3A	2.28	130.75	124.90
33	a4	201	CYC	CAC-C3C-C4C	-2.28	106.83	112.67
33	d7	201	CYC	CHB-C4A-C3A	2.28	130.75	124.90
36	CD	504	CLA	O2D-CGD-O1D	-2.28	119.39	123.84
33	z4	201	CYC	CHB-C1B-NB	-2.28	121.17	126.06
40	dE	412	LMT	O1'-C1'-C2'	2.28	111.86	108.30

Continued on next page...

Continued from previous page...

Mol	Chain	Res	Type	Atoms	Z	Observed(^{o})	Ideal(^{o})
33	f3	201	CYC	CHB-C4A-C3A	2.28	130.75	124.90
33	f8	201	CYC	CHB-C4A-C3A	2.28	130.75	124.90
36	BD	613	CLA	C2D-C1D-ND	-2.28	108.43	110.10
36	CE	504	CLA	O2D-CGD-O1D	-2.28	119.39	123.84
33	f5	201	CYC	CHB-C4A-C3A	2.28	130.75	124.90
40	BD	619	LMT	C4'-C3'-C2'	2.28	114.80	110.82
42	eE	101	LHG	O7-C7-O9	-2.27	118.20	123.70
33	d3	201	CYC	CHB-C4A-C3A	2.27	130.75	124.90
43	cE	519	BCR	C33-C5-C4	2.27	117.99	113.62
33	yB	201	CYC	CAC-C3C-C2C	2.27	119.94	114.26
33	4L	201	CYC	CAC-C3C-C2C	2.27	119.94	114.26
43	hE	105	BCR	C30-C25-C26	-2.27	119.41	122.61
36	BE	606	CLA	C2D-C1D-ND	-2.27	108.43	110.10
33	HG	201	CYC	C4D-ND-C1D	-2.27	105.73	109.79
43	bE	617	BCR	C10-C11-C12	-2.27	116.12	123.22
38	CD	501	SQD	C44-O6-C1	-2.27	109.30	113.74
38	CE	501	SQD	C44-O6-C1	-2.27	109.30	113.74
33	z4	201	CYC	CAA-CBA-CGA	-2.27	108.71	113.60
33	f7	201	CYC	CHB-C4A-C3A	2.27	130.75	124.90
44	C1	517	DGD	C4D-C3D-C2D	2.27	114.79	110.82
33	dJ	201	CYC	CHB-C4A-C3A	2.27	130.75	124.90
36	D1	405	CLA	C2D-C1D-ND	-2.27	108.43	110.10
33	jJ	201	CYC	CHB-C4A-C3A	2.27	130.74	124.90
33	fH	201	CYC	CHB-C4A-C3A	2.27	130.74	124.90
40	DE	413	LMT	C3'-C4'-C5'	-2.27	106.19	110.24
33	h2	201	CYC	CHB-C4A-C3A	2.27	130.74	124.90
33	y4	201	CYC	CAC-C3C-C2C	2.27	119.93	114.26
40	BE	619	LMT	C4'-C3'-C2'	2.27	114.79	110.82
36	AE	405	CLA	CAA-C2A-C3A	-2.27	106.56	112.78
36	C1	508	CLA	CHC-C4B-NB	2.27	126.66	124.26
36	CE	507	CLA	O2A-CGA-O1A	-2.27	117.86	123.59
43	bE	616	BCR	C27-C26-C25	-2.27	119.44	122.73
33	h8	201	CYC	CHB-C4A-C3A	2.27	130.74	124.90
33	h9	201	CYC	CHB-C4A-C3A	2.27	130.74	124.90
33	fI	201	CYC	CHB-C4A-C3A	2.27	130.74	124.90
33	zB	201	CYC	CHB-C1B-NB	-2.27	121.19	126.06
36	cD	505	CLA	C3B-C4B-NB	-2.27	108.41	110.52
36	C1	511	CLA	CHD-C1D-ND	-2.27	122.37	124.45
43	B1	615	BCR	C27-C26-C25	-2.27	119.44	122.73
33	jC	201	CYC	CHB-C4A-C3A	2.27	130.73	124.90
36	C1	504	CLA	O2D-CGD-O1D	-2.27	119.40	123.84
33	b6	201	CYC	CHB-C4A-C3A	2.27	130.73	124.90

Continued on next page...

Continued from previous page...

Mol	Chain	Res	Type	Atoms	Z	Observed(^{o})	Ideal(^{o})
33	hI	201	CYC	CHB-C4A-C3A	2.27	130.73	124.90
33	zB	201	CYC	CAA-CBA-CGA	-2.27	108.72	113.60
33	fA	201	CYC	CHB-C4A-C3A	2.27	130.73	124.90
43	CD	519	BCR	C16-C15-C14	-2.27	118.83	123.47
36	bD	611	CLA	CHB-C1B-NB	2.27	126.66	124.26
33	IK	201	CYC	OB-C4B-NB	-2.27	119.81	125.08
33	VB	201	CYC	CAA-C2A-C3A	2.27	132.10	127.88
36	cE	508	CLA	CHB-C4A-NA	2.26	127.64	124.51
36	cE	513	CLA	O2A-CGA-O1A	-2.26	117.88	123.59
33	lI	201	CYC	CHB-C4A-C3A	2.26	130.72	124.90
33	aB	201	CYC	CAC-C3C-C4C	-2.26	106.86	112.67
33	IF	201	CYC	OB-C4B-NB	-2.26	119.81	125.08
43	h1	105	BCR	C30-C25-C26	-2.26	119.42	122.61
33	fC	201	CYC	CHB-C4A-C3A	2.26	130.72	124.90
33	j6	201	CYC	CHB-C4A-C3A	2.26	130.72	124.90
33	lC	201	CYC	CHB-C4A-C3A	2.26	130.72	124.90
33	s4	201	CYC	CHA-C1A-NA	-2.26	119.87	124.58
36	BD	611	CLA	C3B-C4B-NB	-2.26	108.42	110.52
33	b7	201	CYC	CHB-C4A-C3A	2.26	130.72	124.90
36	a1	405	CLA	CMB-C2B-C1B	-2.26	121.92	125.37
33	jA	201	CYC	CHB-C4A-C3A	2.26	130.72	124.90
33	3F	101	CYC	C2C-C1C-NC	2.26	110.22	108.27
36	cE	508	CLA	CMB-C2B-C3B	2.26	132.07	126.59
42	e1	101	LHG	O7-C7-O9	-2.26	118.23	123.70
33	IL	201	CYC	CAD-CBD-CGD	-2.26	108.73	113.60
33	IG	201	CYC	C1B-NB-C4B	-2.26	107.79	110.67
33	l3	201	CYC	CHB-C4A-C3A	2.26	130.72	124.90
33	PB	201	CYC	OC-C1C-C2C	-2.26	124.38	126.17
33	d9	201	CYC	CHB-C4A-C3A	2.26	130.72	124.90
33	f9	201	CYC	CHB-C4A-C3A	2.26	130.72	124.90
36	bD	606	CLA	C2A-C1A-CHA	2.26	127.81	123.86
33	jH	201	CYC	CHB-C4A-C3A	2.26	130.71	124.90
47	fD	101	HEM	C4A-CHB-C1B	-2.26	120.98	126.34
33	bA	201	CYC	CHB-C4A-C3A	2.26	130.71	124.90
36	cD	507	CLA	CHC-C4B-NB	2.26	126.65	124.26
33	u4	201	CYC	C2A-C1A-NA	2.26	113.34	110.05
36	CE	514	CLA	O2D-CGD-O1D	-2.26	119.42	123.84
33	l2	201	CYC	CHB-C4A-C3A	2.26	130.71	124.90
33	lH	201	CYC	CHB-C4A-C3A	2.26	130.71	124.90
33	sB	201	CYC	CHA-C1A-NA	-2.26	119.87	124.58
37	D1	407	PL9	C47-C46-C44	-2.26	105.54	112.98
33	q4	201	CYC	C2C-C1C-NC	2.26	110.22	108.27

Continued on next page...

Continued from previous page...

Mol	Chain	Res	Type	Atoms	Z	Observed(^{o})	Ideal(^{o})
33	qB	201	CYC	C2C-C1C-NC	2.26	110.22	108.27
38	C1	501	SQD	C44-O6-C1	-2.26	109.33	113.74
36	aD	404	CLA	CMB-C2B-C1B	-2.26	121.93	125.37
33	IG	201	CYC	CAD-CBD-CGD	-2.26	108.74	113.60
43	BE	615	BCR	C27-C26-C25	-2.26	119.45	122.73
33	j2	201	CYC	CHB-C4A-C3A	2.26	130.71	124.90
33	jI	201	CYC	CHB-C4A-C3A	2.26	130.71	124.90
36	c1	507	CLA	O1D-CGD-CBD	2.26	129.11	124.48
43	b1	616	BCR	C27-C26-C25	-2.26	119.45	122.73
36	hE	101	CLA	CHB-C4A-NA	2.26	127.64	124.51
33	f2	201	CYC	CHB-C4A-C3A	2.26	130.71	124.90
33	j7	201	CYC	CHB-C4A-C3A	2.26	130.71	124.90
43	cD	519	BCR	C33-C5-C4	2.26	117.95	113.62
39	y1	101	LMG	C1-O6-C5	2.26	118.12	113.69
36	cE	510	CLA	C1D-ND-C4D	2.26	107.94	106.33
33	j3	201	CYC	CHB-C4A-C3A	2.26	130.71	124.90
36	cD	508	CLA	CHB-C4A-NA	2.26	127.63	124.51
36	bD	614	CLA	CHC-C4B-NB	2.26	126.65	124.26
33	b5	201	CYC	CHB-C4A-C3A	2.26	130.71	124.90
33	l9	201	CYC	CHB-C4A-C3A	2.26	130.71	124.90
33	VG	201	CYC	C1A-C2A-C3A	-2.26	104.28	106.78
33	j5	201	CYC	CHB-C4A-C3A	2.26	130.70	124.90
36	c1	507	CLA	CHC-C4B-NB	2.26	126.65	124.26
36	cE	507	CLA	CHC-C4B-NB	2.26	126.65	124.26
33	l7	201	CYC	CHB-C4A-C3A	2.26	130.70	124.90
33	fJ	201	CYC	CHB-C4A-C3A	2.26	130.70	124.90
36	B1	611	CLA	C3B-C4B-NB	-2.26	108.42	110.52
36	C1	514	CLA	O2D-CGD-O1D	-2.26	119.43	123.84
36	a1	405	CLA	CAC-C3C-C4C	2.26	127.74	124.81
39	yE	101	LMG	C1-O6-C5	2.26	118.12	113.69
33	HL	201	CYC	C4D-ND-C1D	-2.26	105.77	109.79
36	BD	613	CLA	CHB-C1B-NB	2.26	126.64	124.26
36	c1	508	CLA	CMB-C2B-C3B	2.26	132.05	126.59
33	l8	201	CYC	CHB-C4A-C3A	2.25	130.70	124.90
36	c1	508	CLA	CHB-C4A-NA	2.25	127.63	124.51
33	3K	101	CYC	C2C-C1C-NC	2.25	110.22	108.27
33	IL	201	CYC	CHA-C1A-NA	-2.25	119.89	124.58
33	RL	201	CYC	C2C-C3C-C4C	-2.25	97.96	101.34
33	7G	201	CYC	CMB-C2B-C3B	-2.25	120.00	126.12
43	bD	616	BCR	C27-C26-C25	-2.25	119.46	122.73
33	bI	201	CYC	CHB-C4A-C3A	2.25	130.69	124.90
33	aB	201	CYC	C2A-C1A-NA	2.25	113.33	110.05

Continued on next page...

Continued from previous page...

Mol	Chain	Res	Type	Atoms	Z	Observed(^{o})	Ideal(^{o})
33	b9	201	CYC	CHB-C4A-C3A	2.25	130.69	124.90
33	lA	201	CYC	CHB-C4A-C3A	2.25	130.69	124.90
33	IG	201	CYC	CHA-C1A-NA	-2.25	119.89	124.58
33	jF	201	CYC	C2C-C1C-NC	2.25	110.22	108.27
36	cD	513	CLA	O2A-CGA-O1A	-2.25	117.91	123.59
33	5G	201	CYC	CHA-C4D-C3D	-2.25	122.07	127.15
43	BD	615	BCR	C27-C26-C25	-2.25	119.46	122.73
33	bC	201	CYC	CHB-C4A-C3A	2.25	130.69	124.90
36	BE	614	CLA	CHD-C1D-C2D	2.25	130.20	125.48
33	bH	201	CYC	CHB-C4A-C3A	2.25	130.69	124.90
36	BE	613	CLA	CHB-C1B-NB	2.25	126.64	124.26
36	cD	508	CLA	CHB-C1B-NB	2.25	126.64	124.26
36	cE	508	CLA	CHB-C1B-NB	2.25	126.64	124.26
36	hD	101	CLA	CHB-C4A-NA	2.25	127.62	124.51
36	AE	404	CLA	O2D-CGD-O1D	-2.25	119.44	123.84
43	k1	102	BCR	C21-C20-C19	-2.25	116.20	123.22
33	jK	201	CYC	C2C-C1C-NC	2.25	110.21	108.27
33	nF	202	CYC	CHB-C4A-NA	-2.25	120.23	124.93
36	bE	614	CLA	C2D-C1D-ND	-2.25	108.45	110.10
36	h1	101	CLA	CHB-C4A-NA	2.25	127.62	124.51
33	j8	201	CYC	CHB-C4A-C3A	2.25	130.68	124.90
36	A1	404	CLA	O2D-CGD-O1D	-2.25	119.44	123.84
36	cD	508	CLA	CMB-C2B-C3B	2.25	132.03	126.59
43	ZE	102	BCR	C21-C20-C19	-2.25	116.20	123.22
33	7L	201	CYC	CMB-C2B-C3B	-2.25	120.02	126.12
36	bE	606	CLA	C2A-C1A-CHA	2.25	127.79	123.86
33	b2	201	CYC	CHB-C4A-C3A	2.25	130.68	124.90
43	bD	616	BCR	C39-C30-C25	-2.25	106.66	110.30
36	ID	101	CLA	CHB-C1B-NB	2.25	126.64	124.26
36	DE	406	CLA	CHC-C4B-NB	2.25	126.64	124.26
33	nK	202	CYC	CHB-C4A-NA	-2.25	120.23	124.93
33	IL	201	CYC	C1B-NB-C4B	-2.25	107.81	110.67
36	c1	502	CLA	C2A-C1A-CHA	2.25	127.79	123.86
33	B4	1001	CYC	C4D-ND-C1D	-2.25	105.78	109.79
43	BE	615	BCR	C21-C20-C19	-2.25	116.21	123.22
42	eD	101	LHG	O7-C7-O9	-2.25	118.28	123.70
33	l6	201	CYC	CHB-C4A-C3A	2.25	130.67	124.90
36	cE	503	CLA	C2A-C1A-CHA	2.25	127.78	123.86
36	BD	614	CLA	CHD-C1D-C2D	2.25	130.19	125.48
33	VB	201	CYC	C1B-CHB-C4A	2.25	133.57	128.08
33	b8	201	CYC	CHB-C4A-C3A	2.24	130.67	124.90
36	aE	404	CLA	CMB-C2B-C1B	-2.24	121.95	125.37

Continued on next page...

Continued from previous page...

Mol	Chain	Res	Type	Atoms	Z	Observed(^{o})	Ideal(^{o})
36	CD	514	CLA	O2D-CGD-O1D	-2.24	119.45	123.84
36	cD	507	CLA	O1D-CGD-CBD	2.24	129.08	124.48
39	yD	101	LMG	C1-O6-C5	2.24	118.09	113.69
33	j9	201	CYC	CHB-C4A-C3A	2.24	130.67	124.90
33	lJ	201	CYC	CHB-C4A-C3A	2.24	130.67	124.90
36	c1	513	CLA	O2A-CGA-O1A	-2.24	117.93	123.59
33	V4	201	CYC	C1B-CHB-C4A	2.24	133.56	128.08
36	AD	404	CLA	O2D-CGD-O1D	-2.24	119.45	123.84
43	bD	616	BCR	C21-C20-C19	-2.24	116.22	123.22
36	BE	601	CLA	O2A-CGA-O1A	-2.24	117.71	123.30
36	B1	601	CLA	O2A-CGA-O1A	-2.24	117.71	123.30
36	c1	512	CLA	O2D-CGD-CBD	2.24	115.25	111.27
43	kE	102	BCR	C21-C20-C19	-2.24	116.22	123.22
33	b3	201	CYC	CHB-C4A-C3A	2.24	130.66	124.90
39	BE	618	LMG	O7-C10-O9	-2.24	118.29	123.70
39	yE	101	LMG	C8-O7-C10	-2.24	112.27	117.79
36	BD	601	CLA	O2A-CGA-O1A	-2.24	117.71	123.30
36	B1	613	CLA	C2D-C1D-ND	-2.24	108.45	110.10
33	5L	201	CYC	CHA-C4D-C3D	-2.24	122.10	127.15
33	a4	201	CYC	C2A-C1A-NA	2.24	113.31	110.05
37	DE	408	PL9	C47-C46-C44	-2.24	105.61	112.98
36	cD	503	CLA	C2A-C1A-CHA	2.24	127.77	123.86
33	l5	201	CYC	CHB-C4A-C3A	2.24	130.66	124.90
33	aK	201	CYC	CAA-C2A-C1A	2.24	128.97	125.01
36	B1	614	CLA	CHD-C1D-C2D	2.24	130.17	125.48
36	cE	512	CLA	O2A-CGA-O1A	-2.24	117.95	123.59
33	vB	201	CYC	CAA-CBA-CGA	-2.24	108.79	113.60
36	aE	405	CLA	CHA-C4D-ND	2.24	137.18	132.50
33	GL	201	CYC	CHA-C4D-C3D	-2.24	122.11	127.15
37	DD	408	PL9	C47-C46-C44	-2.24	105.62	112.98
36	c1	504	CLA	O1D-CGD-CBD	2.24	129.06	124.48
33	p4	201	CYC	OB-C4B-NB	-2.24	119.88	125.08
33	WB	201	CYC	CAD-CBD-CGD	-2.24	108.79	113.60
33	W4	201	CYC	CAD-CBD-CGD	-2.24	108.79	113.60
36	cD	505	CLA	O1D-CGD-CBD	2.23	129.06	124.48
43	CD	520	BCR	C21-C20-C19	-2.23	116.24	123.22
43	c1	515	BCR	C29-C30-C25	2.23	113.92	110.48
43	kD	102	BCR	C21-C20-C19	-2.23	116.24	123.22
37	d1	408	PL9	C47-C46-C44	-2.23	105.63	112.98
43	Z1	102	BCR	C21-C20-C19	-2.23	116.25	123.22
39	y1	101	LMG	C8-O7-C10	-2.23	112.29	117.79
39	yD	101	LMG	C8-O7-C10	-2.23	112.29	117.79

Continued on next page...

Continued from previous page...

Mol	Chain	Res	Type	Atoms	Z	Observed(^{o})	Ideal(^{o})
33	RG	201	CYC	C2C-C3C-C4C	-2.23	97.99	101.34
36	A1	405	CLA	CHB-C1B-NB	2.23	126.62	124.26
36	d1	406	CLA	CHC-C4B-NB	2.23	126.62	124.26
36	dD	406	CLA	CHC-C4B-NB	2.23	126.62	124.26
37	dD	408	PL9	C47-C46-C44	-2.23	105.63	112.98
33	P4	201	CYC	OC-C1C-C2C	-2.23	124.40	126.17
36	dE	406	CLA	CHC-C4B-NB	2.23	126.62	124.26
33	XF	201	CYC	CHB-C4A-C3A	2.23	130.64	124.90
36	c1	510	CLA	C1D-ND-C4D	2.23	107.92	106.33
33	bJ	201	CYC	CHB-C4A-C3A	2.23	130.64	124.90
39	BD	618	LMG	O7-C10-O9	-2.23	118.31	123.70
36	bD	615	CLA	CHD-C1D-C2D	2.23	130.16	125.48
36	CD	508	CLA	CHC-C4B-NB	2.23	126.62	124.26
36	CE	510	CLA	CHC-C1C-NC	2.23	127.59	124.20
33	aF	201	CYC	CAA-C2A-C1A	2.23	128.96	125.01
37	dE	408	PL9	C47-C46-C44	-2.23	105.64	112.98
33	kF	201	CYC	CHA-C4D-C3D	-2.23	122.12	127.15
36	b1	615	CLA	CHD-C1D-C2D	2.23	130.16	125.48
33	SG	201	CYC	CHA-C1A-C2A	-2.23	120.16	125.32
43	cE	519	BCR	C1-C6-C5	-2.23	119.47	122.61
33	NG	201	CYC	CHB-C1B-C2B	-2.23	122.53	126.95
36	cE	507	CLA	O1D-CGD-CBD	2.23	129.05	124.48
36	b1	614	CLA	CHB-C1B-NB	2.23	126.62	124.26
36	c1	503	CLA	C3B-C4B-NB	-2.23	108.45	110.52
43	BD	615	BCR	C21-C20-C19	-2.23	116.26	123.22
33	KF	201	CYC	CMC-C2C-C3C	2.23	122.82	113.83
36	cD	512	CLA	O2D-CGD-CBD	2.23	115.23	111.27
33	VL	201	CYC	C1A-C2A-C3A	-2.23	104.32	106.78
43	bE	616	BCR	C21-C20-C19	-2.23	116.26	123.22
33	NL	201	CYC	CHB-C1B-C2B	-2.23	122.53	126.95
43	b1	616	BCR	C21-C20-C19	-2.23	116.27	123.22
43	bE	616	BCR	C39-C30-C25	-2.23	106.69	110.30
36	c1	505	CLA	CBA-CAA-C2A	2.23	120.44	113.86
33	XK	201	CYC	CHB-C4A-C3A	2.23	130.63	124.90
43	DE	407	BCR	C24-C23-C22	-2.23	122.87	126.23
43	b1	616	BCR	C39-C30-C25	-2.23	106.69	110.30
43	cD	515	BCR	C29-C30-C25	2.23	113.91	110.48
43	B1	615	BCR	C21-C20-C19	-2.23	116.27	123.22
36	cD	506	CLA	CBA-CAA-C2A	2.23	120.43	113.86
33	GG	201	CYC	CHA-C4D-C3D	-2.23	122.13	127.15
44	cD	518	DGD	C2G-O2G-C1B	-2.23	112.31	117.79
44	cE	518	DGD	C2G-O2G-C1B	-2.23	112.31	117.79

Continued on next page...

Continued from previous page...

Mol	Chain	Res	Type	Atoms	Z	Observed(^{o})	Ideal(^{o})
33	KK	201	CYC	CMC-C2C-C3C	2.23	122.81	113.83
36	AE	405	CLA	CHB-C1B-NB	2.22	126.61	124.26
36	cD	510	CLA	C1D-ND-C4D	2.22	107.92	106.33
33	WL	201	CYC	CAD-C3D-C4D	2.22	129.30	125.76
36	cE	506	CLA	CBA-CAA-C2A	2.22	120.43	113.86
33	OL	201	CYC	CAD-CBD-CGD	-2.22	108.82	113.60
36	cD	504	CLA	C3B-C4B-NB	-2.22	108.45	110.52
33	u4	201	CYC	CHB-C1B-NB	-2.22	121.28	126.06
33	BB	1001	CYC	C4D-ND-C1D	-2.22	105.82	109.79
45	DD	403	PHO	C13-C12-C11	2.22	130.30	113.42
36	a1	406	CLA	CHA-C4D-ND	2.22	137.15	132.50
36	CD	509	CLA	C4-C3-C5	2.22	119.01	115.27
33	SL	201	CYC	CHA-C1A-C2A	-2.22	120.18	125.32
39	bE	619	LMG	O7-C10-O9	-2.22	118.33	123.70
36	dE	405	CLA	C3B-C4B-NB	-2.22	108.45	110.52
33	e3	201	CYC	CAD-C3D-C4D	2.22	129.30	125.76
33	BB	1001	CYC	C1B-C2B-C3B	-2.22	105.55	107.87
33	5L	201	CYC	CHB-C1B-C2B	-2.22	122.55	126.95
33	p4	201	CYC	CAB-C3B-C2B	-2.22	123.73	127.53
33	X4	201	CYC	CAD-C3D-C4D	2.22	129.30	125.76
33	eI	201	CYC	CAD-C3D-C4D	2.22	129.30	125.76
36	bE	615	CLA	CHD-C1D-C2D	2.22	130.14	125.48
44	c1	518	DGD	C2G-O2G-C1B	-2.22	112.32	117.79
36	cE	504	CLA	C3B-C4B-NB	-2.22	108.45	110.52
36	aD	405	CLA	CHA-C4D-ND	2.22	137.14	132.50
33	v4	201	CYC	CAA-CBA-CGA	-2.22	108.83	113.60
43	BD	615	BCR	C39-C30-C25	-2.22	106.70	110.30
45	D1	402	PHO	C6-C7-C8	2.22	123.09	115.92
36	c1	506	CLA	C2D-C1D-ND	-2.22	108.47	110.10
33	nK	201	CYC	CMD-C2D-C1D	2.22	128.81	125.56
36	bE	614	CLA	CHB-C1B-NB	2.22	126.61	124.26
33	IG	201	CYC	CBC-CAC-C3C	2.22	118.41	113.47
36	DD	406	CLA	C2D-C1D-ND	-2.22	108.47	110.10
43	BE	615	BCR	C39-C30-C25	-2.22	106.70	110.30
33	mF	201	CYC	C1A-C2A-C3A	-2.22	104.33	106.78
45	DE	401	PHO	O2A-CGA-CBA	2.22	118.87	111.91
33	WG	201	CYC	CAD-C3D-C4D	2.22	129.29	125.76
47	v1	201	HEM	CHD-C4C-NC	2.22	126.84	124.44
33	5G	201	CYC	CHB-C1B-C2B	-2.22	122.55	126.95
33	uB	201	CYC	CHB-C1B-NB	-2.22	121.30	126.06
43	CE	516	BCR	C19-C18-C17	2.22	122.34	118.94
33	kK	201	CYC	CHA-C4D-C3D	-2.22	122.15	127.15

Continued on next page...

Continued from previous page...

Mol	Chain	Res	Type	Atoms	Z	Observed(^{o})	Ideal(^{o})
44	cE	516	DGD	C6E-C5E-C4E	-2.22	107.81	113.00
36	c1	512	CLA	O2A-CGA-O1A	-2.22	118.00	123.59
33	nF	201	CYC	CMD-C2D-C1D	2.22	128.81	125.56
44	cD	516	DGD	C6E-C5E-C4E	-2.22	107.81	113.00
36	AD	405	CLA	CHB-C1B-NB	2.22	126.60	124.26
36	D1	405	CLA	CHC-C4B-NB	2.22	126.60	124.26
36	C1	506	CLA	CHA-C1A-NA	-2.22	121.32	126.40
43	cD	519	BCR	C1-C6-C5	-2.21	119.49	122.61
33	r4	201	CYC	C1D-C2D-C3D	-2.21	104.97	107.79
36	c1	508	CLA	CHB-C1B-NB	2.21	126.60	124.26
33	e2	201	CYC	CAD-C3D-C4D	2.21	129.29	125.76
36	CD	510	CLA	CHC-C1C-NC	2.21	127.56	124.20
36	C1	510	CLA	CHC-C1C-NC	2.21	127.56	124.20
33	OG	201	CYC	CAD-CBD-CGD	-2.21	108.84	113.60
43	cE	515	BCR	C29-C30-C25	2.21	113.89	110.48
43	D1	406	BCR	C24-C23-C22	-2.21	122.89	126.23
33	IL	201	CYC	CBC-CAC-C3C	2.21	118.39	113.47
39	B1	618	LMG	O7-C10-O9	-2.21	118.36	123.70
36	cE	505	CLA	O1D-CGD-CBD	2.21	129.01	124.48
33	pB	201	CYC	OB-C4B-NB	-2.21	119.94	125.08
33	rB	201	CYC	C1D-C2D-C3D	-2.21	104.97	107.79
36	bD	603	CLA	O2A-CGA-O1A	-2.21	117.79	123.30
36	BD	604	CLA	CHC-C4B-NB	2.21	126.60	124.26
36	cD	512	CLA	O2A-CGA-O1A	-2.21	118.01	123.59
36	bE	603	CLA	O2A-CGA-O1A	-2.21	117.79	123.30
36	I1	101	CLA	CHB-C1B-NB	2.21	126.60	124.26
40	jE	101	LMT	C2'-C3'-C4'	2.21	114.73	109.68
43	B1	615	BCR	C39-C30-C25	-2.21	106.72	110.30
33	pB	201	CYC	CAB-C3B-C2B	-2.21	123.75	127.53
36	cE	512	CLA	O2D-CGD-CBD	2.21	115.19	111.27
33	PB	201	CYC	CHD-C1D-C2D	2.21	132.91	127.49
36	CE	509	CLA	C4-C3-C5	2.21	118.98	115.27
45	A1	412	PHO	O2A-CGA-CBA	2.21	118.83	111.91
36	BD	604	CLA	C2A-C1A-CHA	2.21	127.72	123.86
36	BE	604	CLA	C2A-C1A-CHA	2.21	127.72	123.86
36	b1	603	CLA	O2A-CGA-O1A	-2.21	117.80	123.30
40	jD	101	LMT	C2'-C3'-C4'	2.21	114.72	109.68
33	LG	201	CYC	C4A-C3A-C2A	-2.21	103.97	106.51
33	eA	201	CYC	CAD-C3D-C4D	2.21	129.28	125.76
45	aE	412	PHO	C4A-C3A-C2A	-2.21	100.74	102.84
33	HL	201	CYC	CBA-CAA-C2A	-2.21	106.50	112.63
39	bD	619	LMG	O7-C10-O9	-2.21	118.37	123.70

Continued on next page...

Continued from previous page...

Mol	Chain	Res	Type	Atoms	Z	Observed(^{o})	Ideal(^{o})
36	C1	509	CLA	C4-C3-C5	2.20	118.98	115.27
36	B1	604	CLA	CHC-C4B-NB	2.20	126.59	124.26
36	B1	613	CLA	CHB-C1B-NB	2.20	126.59	124.26
36	bD	614	CLA	CHB-C1B-NB	2.20	126.59	124.26
43	BE	616	BCR	C38-C26-C25	-2.20	122.05	124.53
33	eC	201	CYC	CAD-C3D-C4D	2.20	129.27	125.76
33	SB	201	CYC	CHA-C1A-C2A	-2.20	120.22	125.32
33	zB	201	CYC	C3A-C4A-NA	2.20	115.23	110.53
47	V1	201	HEM	CHD-C4C-NC	2.20	126.82	124.44
36	B1	604	CLA	C2A-C1A-CHA	2.20	127.71	123.86
33	z4	201	CYC	C3A-C4A-NA	2.20	115.23	110.53
33	P4	201	CYC	CHD-C1D-C2D	2.20	132.90	127.49
36	b1	606	CLA	C2A-C1A-CHA	2.20	127.71	123.86
33	p4	201	CYC	C4D-CHA-C1A	2.20	133.22	128.28
36	c1	503	CLA	C1D-ND-C4D	2.20	107.90	106.33
33	XB	201	CYC	CAD-C3D-C4D	2.20	129.27	125.76
33	RB	201	CYC	CMD-C2D-C3D	-2.20	120.84	125.61
36	c1	512	CLA	C2D-C1D-ND	-2.20	108.48	110.10
33	eJ	201	CYC	CAD-C3D-C4D	2.20	129.27	125.76
33	2G	201	CYC	C2D-C1D-ND	2.20	110.49	107.40
43	C1	516	BCR	C19-C18-C17	2.20	122.32	118.94
39	b1	619	LMG	O7-C10-O9	-2.20	118.39	123.70
37	DE	408	PL9	C17-C18-C19	-2.20	122.36	127.66
33	e9	201	CYC	CAD-C3D-C4D	2.20	129.26	125.76
33	d5	201	CYC	CBA-CAA-C2A	-2.20	106.52	112.63
33	R4	201	CYC	CMD-C2D-C3D	-2.20	120.85	125.61
36	C1	513	CLA	CAA-C2A-C3A	-2.20	106.76	112.78
36	aD	406	CLA	CHB-C1B-NB	2.20	126.58	124.26
33	AG	201	CYC	CAD-C3D-C2D	2.20	132.10	127.07
33	jF	201	CYC	C4D-CHA-C1A	2.20	133.21	128.28
39	BE	618	LMG	O8-C28-C29	2.20	118.80	111.91
36	b1	615	CLA	CMB-C2B-C1B	-2.20	122.02	125.37
33	IL	201	CYC	C4A-C3A-C2A	-2.20	103.99	106.51
33	eF	201	CYC	CBA-CAA-C2A	2.20	118.73	112.63
43	DD	407	BCR	C24-C23-C22	-2.20	122.92	126.23
43	BD	616	BCR	C33-C5-C4	2.20	117.83	113.62
33	dI	201	CYC	CBA-CAA-C2A	-2.20	106.53	112.63
36	CD	506	CLA	CHA-C1A-NA	-2.19	121.37	126.40
33	AL	201	CYC	CAD-C3D-C2D	2.19	132.09	127.07
37	DE	408	PL9	C37-C38-C39	-2.19	122.38	127.66
36	b1	606	CLA	CAA-C2A-C3A	-2.19	106.77	112.78
33	LL	201	CYC	C4A-C3A-C2A	-2.19	103.99	106.51

Continued on next page...

Continued from previous page...

Mol	Chain	Res	Type	Atoms	Z	Observed(^{o})	Ideal(^{o})
33	d2	201	CYC	CBA-CAA-C2A	-2.19	106.53	112.63
43	c1	515	BCR	C1-C6-C5	-2.19	119.52	122.61
33	S4	201	CYC	CHA-C1A-C2A	-2.19	120.25	125.32
43	C1	516	BCR	C32-C1-C6	-2.19	106.74	110.30
45	aD	412	PHO	O2A-CGA-CBA	2.19	118.79	111.91
33	e5	201	CYC	CAD-C3D-C4D	2.19	129.25	125.76
39	T1	101	LMG	C31-C30-C29	-2.19	105.31	113.19
40	j1	101	LMT	C2'-C3'-C4'	2.19	114.69	109.68
33	jK	201	CYC	C4D-CHA-C1A	2.19	133.20	128.28
36	CD	513	CLA	C3B-C4B-NB	-2.19	108.48	110.52
39	BD	618	LMG	O8-C28-C29	2.19	118.79	111.91
36	dE	406	CLA	CHB-C1B-NB	2.19	126.58	124.26
36	bD	615	CLA	CMB-C2B-C1B	-2.19	122.03	125.37
33	e8	201	CYC	CAD-C3D-C4D	2.19	129.25	125.76
33	fK	201	CYC	CAD-C3D-C4D	2.19	129.25	125.76
43	c1	519	BCR	C1-C6-C5	-2.19	119.53	122.61
33	HG	201	CYC	CBA-CAA-C2A	-2.19	106.54	112.63
43	B1	616	BCR	C38-C26-C25	-2.19	122.07	124.53
36	DE	406	CLA	C2D-C1D-ND	-2.19	108.49	110.10
33	Q4	201	CYC	CAA-CBA-CGA	-2.19	108.89	113.60
33	eH	201	CYC	CAD-C3D-C4D	2.19	129.25	125.76
33	bF	201	CYC	C4D-ND-C1D	-2.19	105.88	109.79
33	bK	201	CYC	C4D-ND-C1D	-2.19	105.88	109.79
36	a1	407	CLA	CHB-C1B-NB	2.19	126.58	124.26
43	B1	616	BCR	C33-C5-C4	2.19	117.82	113.62
33	o4	201	CYC	C1A-C2A-C3A	-2.19	104.36	106.78
33	TG	201	CYC	CHB-C4A-NA	-2.19	120.35	124.93
33	vB	201	CYC	CHD-C1D-C2D	2.19	132.87	127.49
47	vE	201	HEM	CHD-C4C-NC	2.19	126.81	124.44
33	dA	201	CYC	CBA-CAA-C2A	-2.19	106.54	112.63
39	TD	101	LMG	C31-C30-C29	-2.19	105.32	113.19
33	nF	202	CYC	C4D-ND-C1D	-2.19	105.88	109.79
33	v4	201	CYC	CHD-C1D-C2D	2.19	132.86	127.49
36	BE	610	CLA	C2A-C1A-CHA	2.19	127.69	123.86
43	CD	516	BCR	C19-C18-C17	2.19	122.30	118.94
43	bE	617	BCR	C33-C5-C4	2.19	117.82	113.62
39	TE	101	LMG	C31-C30-C29	-2.19	105.32	113.19
36	bE	615	CLA	CMB-C2B-C1B	-2.19	122.04	125.37
33	d3	201	CYC	CBA-CAA-C2A	-2.19	106.55	112.63
33	5L	201	CYC	O1D-CGD-CBD	-2.19	116.05	123.08
36	CE	513	CLA	C3B-C4B-NB	-2.19	108.48	110.52
33	IG	201	CYC	C4A-C3A-C2A	-2.19	104.00	106.51

Continued on next page...

Continued from previous page...

Mol	Chain	Res	Type	Atoms	Z	Observed(^{o})	Ideal(^{o})
39	B1	618	LMG	O8-C28-C29	2.19	118.77	111.91
33	CB	1001	CYC	CAD-C3D-C4D	2.19	129.25	125.76
47	vD	201	HEM	CHD-C4C-NC	2.19	126.81	124.44
33	d9	201	CYC	CBA-CAA-C2A	-2.19	106.55	112.63
33	eK	201	CYC	CBA-CAA-C2A	2.19	118.70	112.63
33	e6	201	CYC	CAD-C3D-C4D	2.19	129.24	125.76
42	A1	411	LHG	O4-P-O5	2.19	123.05	112.24
39	d1	411	LMG	O6-C1-C2	-2.19	105.72	110.35
36	B1	610	CLA	C2A-C1A-CHA	2.19	127.68	123.86
33	oB	201	CYC	C1A-C2A-C3A	-2.19	104.36	106.78
33	mK	201	CYC	C1A-C2A-C3A	-2.19	104.36	106.78
40	j1	101	LMT	C1-O1'-C1'	2.19	117.46	113.84
33	TL	201	CYC	CHB-C4A-NA	-2.19	120.36	124.93
43	BE	616	BCR	C33-C5-C4	2.19	117.81	113.62
36	CD	503	CLA	O2A-CGA-O1A	-2.19	118.08	123.59
36	hE	102	CLA	CHC-C4B-NB	2.18	126.57	124.26
33	NL	201	CYC	C1A-C2A-C3A	-2.18	104.36	106.78
36	cE	505	CLA	C1D-ND-C4D	2.18	107.89	106.33
33	d6	201	CYC	CBA-CAA-C2A	-2.18	106.56	112.63
33	dC	201	CYC	CBA-CAA-C2A	-2.18	106.56	112.63
43	dE	407	BCR	C24-C23-C22	-2.18	122.93	126.23
33	dJ	201	CYC	CBA-CAA-C2A	-2.18	106.56	112.63
37	DD	408	PL9	C37-C38-C39	-2.18	122.40	127.66
36	C1	503	CLA	O2A-CGA-O1A	-2.18	118.08	123.59
33	dH	201	CYC	CBA-CAA-C2A	-2.18	106.56	112.63
33	iC	202	CYC	CAD-C3D-C4D	2.18	129.24	125.76
36	DD	406	CLA	CHC-C4B-NB	2.18	126.57	124.26
33	pB	201	CYC	C4D-CHA-C1A	2.18	133.18	128.28
33	SL	201	CYC	CAD-CBD-CGD	-2.18	108.90	113.60
39	t1	101	LMG	C31-C30-C29	-2.18	105.34	113.19
33	nK	202	CYC	C4D-ND-C1D	-2.18	105.89	109.79
33	GG	201	CYC	CHB-C4A-NA	-2.18	120.37	124.93
42	AD	411	LHG	O4-P-O5	2.18	123.03	112.24
43	cE	515	BCR	C1-C6-C5	-2.18	119.54	122.61
36	CE	503	CLA	O2A-CGA-O1A	-2.18	118.08	123.59
33	fF	201	CYC	CAD-C3D-C4D	2.18	129.24	125.76
43	bD	617	BCR	C33-C5-C4	2.18	117.81	113.62
43	BD	616	BCR	C38-C26-C25	-2.18	122.08	124.53
33	PB	201	CYC	CHA-C4D-C3D	-2.18	122.23	127.15
42	AE	411	LHG	O4-P-O5	2.18	123.03	112.24
36	bD	606	CLA	CAA-C2A-C3A	-2.18	106.80	112.78
33	h6	201	CYC	CBA-CAA-C2A	-2.18	106.56	112.63

Continued on next page...

Continued from previous page...

Mol	Chain	Res	Type	Atoms	Z	Observed(^{o})	Ideal(^{o})
36	BD	610	CLA	C2A-C1A-CHA	2.18	127.67	123.86
33	b3	201	CYC	CHA-C1A-NA	-2.18	120.04	124.58
37	d1	408	PL9	C37-C38-C39	-2.18	122.41	127.66
43	iD	102	BCR	C29-C28-C27	-2.18	106.50	111.38
37	dE	408	PL9	C37-C38-C39	-2.18	122.41	127.66
36	CE	513	CLA	CAA-C2A-C3A	-2.18	106.81	112.78
33	3F	101	CYC	CHA-C4D-ND	-2.18	120.32	125.32
36	b1	610	CLA	O2A-CGA-O1A	-2.18	118.09	123.59
47	VD	201	HEM	CHD-C4C-NC	2.18	126.80	124.44
36	BE	604	CLA	CAA-C2A-C3A	-2.18	106.81	112.78
36	bE	606	CLA	CAA-C2A-C3A	-2.18	106.81	112.78
33	b2	201	CYC	CHA-C1A-NA	-2.18	120.04	124.58
36	CD	513	CLA	CAA-C2A-C3A	-2.18	106.81	112.78
36	AD	404	CLA	CAA-C2A-C1A	-2.18	104.83	111.97
36	CE	510	CLA	C2A-C1A-CHA	2.18	127.67	123.86
43	bD	617	BCR	C38-C26-C25	-2.18	122.08	124.53
33	C4	1001	CYC	CAD-C3D-C4D	2.18	129.23	125.76
47	fD	101	HEM	C1C-CHC-C4B	-2.18	121.36	126.06
36	BD	604	CLA	CAA-C2A-C3A	-2.18	106.81	112.78
33	b2	201	CYC	CBA-CAA-C2A	-2.18	106.57	112.63
33	j7	201	CYC	CBA-CAA-C2A	-2.18	106.57	112.63
36	AE	404	CLA	CAA-C2A-C1A	-2.18	104.84	111.97
36	C1	513	CLA	C3B-C4B-NB	-2.18	108.49	110.52
33	QB	201	CYC	CAA-CBA-CGA	-2.18	108.92	113.60
43	i1	101	BCR	C29-C28-C27	-2.18	106.51	111.38
33	b7	201	CYC	CHA-C1A-NA	-2.18	120.04	124.58
39	tD	101	LMG	C31-C30-C29	-2.18	105.36	113.19
39	tE	101	LMG	C31-C30-C29	-2.18	105.36	113.19
36	BE	604	CLA	CHC-C4B-NB	2.18	126.56	124.26
33	bI	201	CYC	CBA-CAA-C2A	-2.18	106.58	112.63
36	CE	506	CLA	CHA-C1A-NA	-2.18	121.41	126.40
33	d8	201	CYC	CBA-CAA-C2A	-2.18	106.58	112.63
33	bC	201	CYC	CBA-CAA-C2A	-2.18	106.58	112.63
40	B1	620	LMT	C4'-C3'-C2'	2.18	114.62	110.82
33	d3	201	CYC	CHA-C1A-NA	-2.18	120.05	124.58
33	d8	201	CYC	CHA-C1A-NA	-2.18	120.05	124.58
43	iE	102	BCR	C29-C28-C27	-2.18	106.51	111.38
44	c1	516	DGD	C6E-C5E-C4E	-2.18	107.91	113.00
39	M1	101	LMG	C1-O6-C5	2.18	117.96	113.69
36	cD	512	CLA	C2D-C1D-ND	-2.18	108.50	110.10
36	bD	610	CLA	O2A-CGA-O1A	-2.18	118.10	123.59
33	f9	201	CYC	CHA-C1A-NA	-2.18	120.05	124.58

Continued on next page...

Continued from previous page...

Mol	Chain	Res	Type	Atoms	Z	Observed(^{o})	Ideal(^{o})
33	hI	201	CYC	CBA-CAA-C2A	-2.18	106.58	112.63
36	CE	512	CLA	CHD-C1D-ND	-2.18	122.45	124.45
36	c1	510	CLA	O1D-CGD-CBD	2.18	128.94	124.48
45	DD	401	PHO	O2A-CGA-CBA	2.18	118.74	111.91
39	bD	619	LMG	O8-C28-C29	2.18	118.73	111.91
33	l6	201	CYC	CBA-CAA-C2A	-2.17	106.58	112.63
33	d7	201	CYC	CBA-CAA-C2A	-2.17	106.58	112.63
33	b8	201	CYC	CHA-C1A-NA	-2.17	120.05	124.58
36	C1	514	CLA	CHC-C4B-NB	2.17	126.56	124.26
43	cD	515	BCR	C1-C6-C5	-2.17	119.55	122.61
33	hA	201	CYC	CBA-CAA-C2A	-2.17	106.59	112.63
33	cC	201	CYC	CAD-C3D-C4D	2.17	129.22	125.76
33	lI	201	CYC	CBA-CAA-C2A	-2.17	106.59	112.63
39	dD	411	LMG	O6-C1-C2	-2.17	105.75	110.35
36	BE	604	CLA	C3B-C4B-NB	-2.17	108.50	110.52
39	b1	619	LMG	O8-C28-C29	2.17	118.73	111.91
37	DD	408	PL9	C17-C18-C19	-2.17	122.43	127.66
33	jI	201	CYC	CBA-CAA-C2A	-2.17	106.59	112.63
36	BE	610	CLA	O2D-CGD-CBD	2.17	115.13	111.27
33	e7	201	CYC	CAD-C3D-C4D	2.17	129.22	125.76
33	i8	202	CYC	CAD-C3D-C4D	2.17	129.22	125.76
36	I1	101	CLA	CMB-C2B-C3B	2.17	131.85	126.59
33	l8	201	CYC	CBA-CAA-C2A	-2.17	106.59	112.63
37	dD	408	PL9	C37-C38-C39	-2.17	122.43	127.66
47	VE	201	HEM	CHD-C4C-NC	2.17	126.79	124.44
33	SG	201	CYC	CAD-CBD-CGD	-2.17	108.93	113.60
36	cD	510	CLA	O1D-CGD-CBD	2.17	128.93	124.48
43	b1	617	BCR	C33-C5-C4	2.17	117.79	113.62
36	CE	511	CLA	CHD-C1D-C2D	2.17	130.04	125.48
33	l9	201	CYC	CBA-CAA-C2A	-2.17	106.59	112.63
33	hJ	201	CYC	CBA-CAA-C2A	-2.17	106.59	112.63
39	bE	619	LMG	O8-C28-C29	2.17	118.72	111.91
33	PG	201	CYC	CMD-C2D-C3D	-2.17	120.91	125.61
36	CD	511	CLA	CHD-C1D-C2D	2.17	130.03	125.48
36	B1	604	CLA	CAA-C2A-C3A	-2.17	106.83	112.78
33	bJ	201	CYC	CBA-CAA-C2A	-2.17	106.59	112.63
33	cA	201	CYC	CAD-C3D-C4D	2.17	129.22	125.76
33	7L	201	CYC	CMA-C3A-C2A	-2.17	120.22	126.12
36	dE	405	CLA	CHC-C1C-NC	2.17	127.50	124.20
33	GL	201	CYC	CHB-C4A-NA	-2.17	120.39	124.93
33	cI	201	CYC	CAD-C3D-C4D	2.17	129.22	125.76
36	cD	504	CLA	C1D-ND-C4D	2.17	107.88	106.33

Continued on next page...

Continued from previous page...

Mol	Chain	Res	Type	Atoms	Z	Observed(^{o})	Ideal(^{o})
33	jA	201	CYC	CBA-CAA-C2A	-2.17	106.60	112.63
37	D1	407	PL9	C37-C38-C39	-2.17	122.44	127.66
36	H1	101	CLA	CHC-C4B-NB	2.17	126.55	124.26
33	7G	201	CYC	CMA-C3A-C2A	-2.17	120.23	126.12
33	5G	201	CYC	O1D-CGD-CBD	-2.17	116.11	123.08
43	dD	407	BCR	C24-C23-C22	-2.17	122.96	126.23
36	C1	511	CLA	CHD-C1D-C2D	2.17	130.03	125.48
36	CE	515	CLA	CHA-C1A-NA	-2.17	121.43	126.40
36	BD	614	CLA	C2A-C1A-CHA	2.17	127.65	123.86
33	cH	201	CYC	CAD-C3D-C4D	2.17	129.22	125.76
33	j2	201	CYC	CBA-CAA-C2A	-2.17	106.60	112.63
33	j6	201	CYC	CBA-CAA-C2A	-2.17	106.60	112.63
33	lA	201	CYC	CBA-CAA-C2A	-2.17	106.60	112.63
33	rB	201	CYC	CAC-C3C-C4C	-2.17	107.11	112.67
39	CD	502	LMG	C7-O1-C1	-2.17	109.50	113.74
33	PL	201	CYC	CMD-C2D-C3D	-2.17	120.92	125.61
33	j3	201	CYC	CBA-CAA-C2A	-2.17	106.60	112.63
45	a1	413	PHO	O1D-CGD-CBD	-2.17	121.13	124.74
47	fE	101	HEM	C1C-CHC-C4B	-2.17	121.38	126.06
33	h5	201	CYC	CBA-CAA-C2A	-2.17	106.60	112.63
39	MD	101	LMG	C1-O6-C5	2.17	117.94	113.69
39	ME	101	LMG	C1-O6-C5	2.17	117.94	113.69
36	dD	405	CLA	C3B-C4B-NB	-2.17	108.50	110.52
36	A1	404	CLA	CAA-C2A-C1A	-2.17	104.87	111.97
39	CE	502	LMG	C7-O1-C1	-2.17	109.50	113.74
39	CD	502	LMG	C1-O6-C5	2.17	117.94	113.69
33	2L	201	CYC	C2D-C1D-ND	2.17	110.44	107.40
33	fA	201	CYC	CBA-CAA-C2A	-2.17	106.61	112.63
33	fC	201	CYC	CBA-CAA-C2A	-2.17	106.61	112.63
36	cD	511	CLA	CAA-C2A-C3A	-2.17	106.85	112.78
33	vB	201	CYC	OB-C4B-NB	-2.17	120.04	125.08
33	f7	201	CYC	CHA-C1A-NA	-2.17	120.07	124.58
33	bC	201	CYC	CHA-C1A-NA	-2.17	120.07	124.58
39	C1	502	LMG	C1-O6-C5	2.17	117.94	113.69
36	BD	604	CLA	C3B-C4B-NB	-2.17	108.51	110.52
47	f1	101	HEM	C1C-CHC-C4B	-2.17	121.39	126.06
36	H1	101	CLA	O2A-CGA-O1A	-2.16	118.13	123.59
33	j5	201	CYC	CBA-CAA-C2A	-2.16	106.61	112.63
43	b1	617	BCR	C38-C26-C25	-2.16	122.10	124.53
43	CD	516	BCR	C32-C1-C6	-2.16	106.79	110.30
33	b8	201	CYC	CBA-CAA-C2A	-2.16	106.61	112.63
33	hH	201	CYC	CBA-CAA-C2A	-2.16	106.61	112.63

Continued on next page...

Continued from previous page...

Mol	Chain	Res	Type	Atoms	Z	Observed(^{o})	Ideal(^{o})
33	VL	201	CYC	C4D-ND-C1D	-2.16	105.93	109.79
33	3F	101	CYC	C4D-ND-C1D	-2.16	105.93	109.79
33	b5	201	CYC	CHA-C1A-NA	-2.16	120.07	124.58
33	bH	201	CYC	CHA-C1A-NA	-2.16	120.07	124.58
40	C1	520	LMT	C4'-C3'-C2'	2.16	114.60	110.82
33	j2	201	CYC	CHA-C1A-NA	-2.16	120.07	124.58
33	P4	201	CYC	CHA-C4D-C3D	-2.16	122.27	127.15
33	h3	201	CYC	CBA-CAA-C2A	-2.16	106.61	112.63
37	dD	408	PL9	C17-C18-C19	-2.16	122.45	127.66
39	mE	101	LMG	C1-O6-C5	2.16	117.94	113.69
36	B1	614	CLA	C2A-C1A-CHA	2.16	127.64	123.86
36	B1	601	CLA	CAC-C3C-C4C	2.16	127.62	124.81
33	i3	202	CYC	CAD-C3D-C4D	2.16	129.21	125.76
33	hC	201	CYC	CBA-CAA-C2A	-2.16	106.62	112.63
33	3K	101	CYC	CHA-C4D-ND	-2.16	120.36	125.32
33	f8	201	CYC	CBA-CAA-C2A	-2.16	106.62	112.63
33	d2	201	CYC	CHA-C1A-NA	-2.16	120.08	124.58
33	bA	201	CYC	CHA-C1A-NA	-2.16	120.08	124.58
33	bJ	201	CYC	CHA-C1A-NA	-2.16	120.08	124.58
37	dE	408	PL9	C17-C18-C19	-2.16	122.45	127.66
33	lC	201	CYC	CBA-CAA-C2A	-2.16	106.62	112.63
47	E1	101	HEM	C1C-CHC-C4B	-2.16	121.39	126.06
36	bE	610	CLA	O2A-CGA-O1A	-2.16	118.14	123.59
33	R4	201	CYC	C4D-ND-C1D	-2.16	105.93	109.79
33	bF	201	CYC	CAD-C3D-C2D	2.16	132.02	127.07
36	aE	406	CLA	CHB-C1B-NB	2.16	126.55	124.26
43	bE	617	BCR	C38-C26-C25	-2.16	122.10	124.53
33	h2	201	CYC	CBA-CAA-C2A	-2.16	106.62	112.63
33	b3	201	CYC	CBA-CAA-C2A	-2.16	106.62	112.63
33	b5	201	CYC	CBA-CAA-C2A	-2.16	106.62	112.63
33	f7	201	CYC	CBA-CAA-C2A	-2.16	106.62	112.63
33	jH	201	CYC	CBA-CAA-C2A	-2.16	106.62	112.63
33	l8	201	CYC	CHA-C1A-NA	-2.16	120.08	124.58
33	c8	201	CYC	CAD-C3D-C4D	2.16	129.21	125.76
33	j9	201	CYC	CBA-CAA-C2A	-2.16	106.62	112.63
37	d1	408	PL9	C17-C18-C19	-2.16	122.45	127.66
36	bE	608	CLA	C3C-C4C-NC	-2.16	108.15	110.57
33	h9	201	CYC	CBA-CAA-C2A	-2.16	106.62	112.63
33	bA	201	CYC	CBA-CAA-C2A	-2.16	106.62	112.63
33	B4	1001	CYC	C1B-C2B-C3B	-2.16	105.62	107.87
36	c1	504	CLA	C1D-ND-C4D	2.16	107.87	106.33
36	C1	510	CLA	C2A-C1A-CHA	2.16	127.64	123.86

Continued on next page...

Continued from previous page...

Mol	Chain	Res	Type	Atoms	Z	Observed(^{o})	Ideal(^{o})
33	bH	201	CYC	CBA-CAA-C2A	-2.16	106.62	112.63
33	f6	201	CYC	CHA-C1A-NA	-2.16	120.08	124.58
33	WG	201	CYC	CHA-C4D-C3D	-2.16	122.28	127.15
33	c6	201	CYC	CAD-C3D-C4D	2.16	129.20	125.76
33	f3	201	CYC	CBA-CAA-C2A	-2.16	106.63	112.63
37	D1	407	PL9	C17-C18-C19	-2.16	122.46	127.66
36	c1	511	CLA	CAA-C2A-C3A	-2.16	106.86	112.78
33	b7	201	CYC	CBA-CAA-C2A	-2.16	106.63	112.63
33	bI	201	CYC	CHA-C1A-NA	-2.16	120.08	124.58
33	dJ	201	CYC	CHA-C1A-NA	-2.16	120.08	124.58
33	i5	202	CYC	CAD-C3D-C4D	2.16	129.20	125.76
33	h8	201	CYC	CBA-CAA-C2A	-2.16	106.63	112.63
33	l2	201	CYC	CHA-C1A-NA	-2.16	120.08	124.58
33	aK	201	CYC	CHA-C1A-NA	-2.16	120.08	124.58
33	NG	201	CYC	C1A-C2A-C3A	-2.16	104.39	106.78
33	i7	202	CYC	CAD-C3D-C4D	2.16	129.20	125.76
33	b9	201	CYC	CHA-C1A-NA	-2.16	120.09	124.58
33	dH	201	CYC	CHA-C1A-NA	-2.16	120.09	124.58
36	cE	504	CLA	C1D-ND-C4D	2.16	107.87	106.33
36	CD	515	CLA	CHA-C1A-NA	-2.16	121.46	126.40
36	CE	514	CLA	O2A-CGA-O1A	-2.16	118.15	123.59
40	jD	101	LMT	C1-O1'-C1'	2.16	117.42	113.84
33	BB	1002	CYC	CAD-C3D-C4D	2.16	129.20	125.76
33	iA	202	CYC	CAD-C3D-C4D	2.16	129.20	125.76
33	gK	201	CYC	C3A-C4A-NA	2.16	115.13	110.53
33	fH	201	CYC	CBA-CAA-C2A	-2.16	106.63	112.63
33	d5	201	CYC	CHA-C1A-NA	-2.16	120.09	124.58
33	r4	201	CYC	CBB-CAB-C3B	-2.16	106.48	112.43
43	d1	407	BCR	C24-C23-C22	-2.16	122.98	126.23
33	IK	201	CYC	C1A-C2A-C3A	-2.16	104.40	106.78
33	l5	201	CYC	CHA-C1A-NA	-2.16	120.09	124.58
36	C1	513	CLA	CHA-C1A-NA	-2.16	121.46	126.40
36	cE	504	CLA	CHA-C1A-NA	-2.16	121.46	126.40
40	jE	101	LMT	C1-O1'-C1'	2.16	117.42	113.84
33	WL	201	CYC	CHA-C4D-C3D	-2.16	122.28	127.15
36	HD	101	CLA	O2A-CGA-O1A	-2.16	118.15	123.59
33	j8	201	CYC	CBA-CAA-C2A	-2.16	106.64	112.63
33	fA	201	CYC	CHA-C1A-NA	-2.16	120.09	124.58
33	aF	201	CYC	CHA-C1A-NA	-2.16	120.09	124.58
47	ED	101	HEM	C1C-CHC-C4B	-2.16	121.41	126.06
33	l2	201	CYC	CBA-CAA-C2A	-2.16	106.64	112.63
33	lH	201	CYC	CBA-CAA-C2A	-2.16	106.64	112.63

Continued on next page...

Continued from previous page...

Mol	Chain	Res	Type	Atoms	Z	Observed(^{o})	Ideal(^{o})
33	d9	201	CYC	CHA-C1A-NA	-2.16	120.09	124.58
33	HL	201	CYC	CAA-CBA-CGA	-2.16	108.96	113.60
36	hD	102	CLA	CHC-C4B-NB	2.16	126.54	124.26
33	jC	201	CYC	CBA-CAA-C2A	-2.16	106.64	112.63
33	f2	201	CYC	CBA-CAA-C2A	-2.16	106.64	112.63
33	5G	201	CYC	O2D-CGD-CBD	2.16	120.95	114.03
36	cD	505	CLA	C1D-ND-C4D	2.16	107.87	106.33
33	uB	201	CYC	C1A-C2A-C3A	-2.15	104.40	106.78
33	5L	201	CYC	O2D-CGD-CBD	2.15	120.95	114.03
36	cE	510	CLA	O1D-CGD-CBD	2.15	128.89	124.48
36	C1	514	CLA	O2A-CGA-O1A	-2.15	118.15	123.59
39	mD	101	LMG	C1-O6-C5	2.15	117.92	113.69
36	CD	509	CLA	CAA-C2A-C3A	-2.15	106.88	112.78
40	CD	521	LMT	C4'-C3'-C2'	2.15	114.58	110.82
36	CD	510	CLA	C2A-C1A-CHA	2.15	127.63	123.86
33	d6	201	CYC	CHA-C1A-NA	-2.15	120.09	124.58
33	dC	201	CYC	CHA-C1A-NA	-2.15	120.09	124.58
33	fH	201	CYC	CHA-C1A-NA	-2.15	120.09	124.58
36	B1	609	CLA	O2D-CGD-O1D	-2.15	119.63	123.84
36	C1	509	CLA	CAA-C2A-C3A	-2.15	106.88	112.78
36	C1	509	CLA	CHC-C4B-NB	2.15	126.54	124.26
36	c1	503	CLA	CHA-C1A-NA	-2.15	121.47	126.40
33	rB	201	CYC	CBB-CAB-C3B	-2.15	106.49	112.43
33	c2	201	CYC	CAD-C3D-C4D	2.15	129.19	125.76
43	CE	516	BCR	C32-C1-C6	-2.15	106.81	110.30
39	dE	411	LMG	O6-C1-C2	-2.15	105.79	110.35
33	l7	201	CYC	CBA-CAA-C2A	-2.15	106.65	112.63
36	C1	510	CLA	C1-C2-C3	-2.15	122.32	126.04
33	c5	201	CYC	CAD-C3D-C4D	2.15	129.19	125.76
33	HG	201	CYC	CAA-CBA-CGA	-2.15	108.97	113.60
33	a4	201	CYC	CBD-CAD-C3D	-2.15	106.65	112.63
33	b9	201	CYC	CBA-CAA-C2A	-2.15	106.65	112.63
36	cE	511	CLA	CAA-C2A-C3A	-2.15	106.88	112.78
33	f6	201	CYC	CBA-CAA-C2A	-2.15	106.65	112.63
36	CD	514	CLA	O2A-CGA-O1A	-2.15	118.16	123.59
45	D1	402	PHO	CMC-C2C-C1C	2.15	128.79	124.73
36	dD	405	CLA	CHC-C1C-NC	2.15	127.47	124.20
33	c3	201	CYC	CAD-C3D-C4D	2.15	129.19	125.76
33	c9	201	CYC	CAD-C3D-C4D	2.15	129.19	125.76
33	iI	202	CYC	CAD-C3D-C4D	2.15	129.19	125.76
33	T4	201	CYC	CAD-C3D-C2D	2.15	132.00	127.07
33	f3	201	CYC	CHA-C1A-NA	-2.15	120.10	124.58

Continued on next page...

Continued from previous page...

Mol	Chain	Res	Type	Atoms	Z	Observed(^{o})	Ideal(^{o})
33	jA	201	CYC	CHA-C1A-NA	-2.15	120.10	124.58
33	jC	201	CYC	CHA-C1A-NA	-2.15	120.10	124.58
39	m1	101	LMG	C1-O6-C5	2.15	117.91	113.69
33	PB	201	CYC	CMC-C2C-C3C	2.15	122.50	113.83
33	P4	201	CYC	CMC-C2C-C3C	2.15	122.50	113.83
36	HE	101	CLA	O2A-CGA-O1A	-2.15	118.16	123.59
36	ID	101	CLA	CMB-C2B-C3B	2.15	131.80	126.59
43	D1	406	BCR	C28-C27-C26	-2.15	110.24	114.08
33	f9	201	CYC	CBA-CAA-C2A	-2.15	106.65	112.63
33	l9	201	CYC	CHA-C1A-NA	-2.15	120.10	124.58
33	r4	201	CYC	CAC-C3C-C4C	-2.15	107.15	112.67
33	RB	201	CYC	C4D-ND-C1D	-2.15	105.95	109.79
33	TB	201	CYC	C4D-ND-C1D	-2.15	105.95	109.79
36	bE	611	CLA	C2A-C1A-CHA	2.15	127.62	123.86
36	CD	510	CLA	C1-C2-C3	-2.15	122.32	126.04
36	CE	510	CLA	C1-C2-C3	-2.15	122.32	126.04
33	oB	201	CYC	CHA-C4D-C3D	-2.15	122.30	127.15
33	yB	201	CYC	CHB-C1B-NB	-2.15	121.44	126.06
36	CE	512	CLA	CAA-CBA-CGA	2.15	119.54	113.25
36	CE	513	CLA	CHA-C1A-NA	-2.15	121.47	126.40
36	cD	504	CLA	CHA-C1A-NA	-2.15	121.47	126.40
33	c7	201	CYC	CAD-C3D-C4D	2.15	129.19	125.76
33	l5	201	CYC	CBA-CAA-C2A	-2.15	106.65	112.63
33	l3	201	CYC	CHA-C1A-NA	-2.15	120.10	124.58
33	jJ	201	CYC	CBA-CAA-C2A	-2.15	106.66	112.63
43	zE	101	BCR	C15-C16-C17	-2.15	119.07	123.47
33	bK	201	CYC	CAD-C3D-C2D	2.15	131.99	127.07
33	b6	201	CYC	CHA-C1A-NA	-2.15	120.11	124.58
33	dA	201	CYC	CHA-C1A-NA	-2.15	120.11	124.58
33	lH	201	CYC	CHA-C1A-NA	-2.15	120.11	124.58
33	i9	202	CYC	CAD-C3D-C4D	2.15	129.18	125.76
36	d1	405	CLA	CHC-C1C-NC	2.15	127.46	124.20
33	h7	201	CYC	CBA-CAA-C2A	-2.15	106.66	112.63
36	C1	515	CLA	CHA-C1A-NA	-2.15	121.48	126.40
43	CE	519	BCR	C23-C24-C25	-2.15	121.17	127.20
33	3K	101	CYC	C4D-ND-C1D	-2.15	105.96	109.79
33	l3	201	CYC	CBA-CAA-C2A	-2.15	106.66	112.63
33	fC	201	CYC	CHA-C1A-NA	-2.15	120.11	124.58
33	gF	201	CYC	C3A-C4A-NA	2.15	115.11	110.53
36	IE	101	CLA	CMB-C2B-C3B	2.15	131.79	126.59
36	b1	611	CLA	C2A-C1A-CHA	2.15	127.61	123.86
36	CE	504	CLA	CMC-C2C-C3C	2.15	131.94	126.12

Continued on next page...

Continued from previous page...

Mol	Chain	Res	Type	Atoms	Z	Observed(^{o})	Ideal(^{o})
45	dE	402	PHO	CAA-C2A-C3A	2.15	118.66	112.78
47	EE	101	HEM	CBD-CAD-C3D	-2.15	106.66	112.63
36	C1	512	CLA	CAA-CBA-CGA	2.15	119.53	113.25
33	iH	202	CYC	CAD-C3D-C4D	2.15	129.18	125.76
33	fI	201	CYC	CHA-C1A-NA	-2.15	120.11	124.58
33	aB	201	CYC	CBD-CAD-C3D	-2.15	106.67	112.63
33	f8	201	CYC	CHA-C1A-NA	-2.15	120.11	124.58
33	dI	201	CYC	CHA-C1A-NA	-2.15	120.11	124.58
33	TB	201	CYC	CAD-C3D-C2D	2.15	131.98	127.07
33	y4	201	CYC	CHB-C1B-NB	-2.15	121.45	126.06
36	CE	509	CLA	CAA-C2A-C3A	-2.15	106.90	112.78
33	jI	201	CYC	CHA-C1A-NA	-2.15	120.11	124.58
36	CD	504	CLA	CMC-C2C-C3C	2.15	131.94	126.12
36	CD	513	CLA	CHA-C1A-NA	-2.14	121.49	126.40
39	C1	502	LMG	C7-O1-C1	-2.14	109.55	113.74
36	BD	610	CLA	O2D-CGD-CBD	2.14	115.08	111.27
36	CD	512	CLA	CAA-CBA-CGA	2.14	119.52	113.25
36	bE	610	CLA	O2D-CGD-O1D	-2.14	119.64	123.84
36	CE	505	CLA	CHA-C4D-ND	2.14	136.99	132.50
39	DD	411	LMG	O6-C1-C2	-2.14	105.81	110.35
33	j5	201	CYC	CHA-C1A-NA	-2.14	120.11	124.58
33	fJ	201	CYC	CBA-CAA-C2A	-2.14	106.67	112.63
33	lJ	201	CYC	CBA-CAA-C2A	-2.14	106.67	112.63
33	f5	201	CYC	CHA-C1A-NA	-2.14	120.12	124.58
33	d7	201	CYC	CHA-C1A-NA	-2.14	120.12	124.58
33	fI	201	CYC	CBA-CAA-C2A	-2.14	106.67	112.63
36	BE	614	CLA	C2A-C1A-CHA	2.14	127.61	123.86
36	dD	406	CLA	CHB-C1B-NB	2.14	126.53	124.26
33	l7	201	CYC	CHA-C1A-NA	-2.14	120.12	124.58
36	hE	102	CLA	O2A-CGA-O1A	-2.14	118.18	123.59
43	dD	407	BCR	C33-C5-C4	2.14	117.73	113.62
36	hE	102	CLA	C2A-C1A-CHA	2.14	127.61	123.86
36	BE	601	CLA	CAC-C3C-C4C	2.14	127.59	124.81
36	CD	512	CLA	CHD-C1D-ND	-2.14	122.48	124.45
33	j8	201	CYC	CHA-C1A-NA	-2.14	120.12	124.58
33	l6	201	CYC	CHA-C1A-NA	-2.14	120.12	124.58
33	fJ	201	CYC	CHA-C1A-NA	-2.14	120.12	124.58
43	zD	101	BCR	C15-C16-C17	-2.14	119.09	123.47
33	f5	201	CYC	CBA-CAA-C2A	-2.14	106.68	112.63
33	j9	201	CYC	CHA-C1A-NA	-2.14	120.12	124.58
36	CD	507	CLA	C2D-C1D-ND	-2.14	108.53	110.10
36	b1	615	CLA	C2A-C1A-CHA	2.14	127.60	123.86

Continued on next page...

Continued from previous page...

Mol	Chain	Res	Type	Atoms	Z	Observed(^{o})	Ideal(^{o})
43	z1	101	BCR	C15-C16-C17	-2.14	119.09	123.47
33	o4	201	CYC	CHA-C4D-C3D	-2.14	122.32	127.15
43	k1	102	BCR	C38-C26-C25	-2.14	122.12	124.53
47	ED	101	HEM	CBD-CAD-C3D	-2.14	106.68	112.63
33	i6	202	CYC	CAD-C3D-C4D	2.14	129.17	125.76
33	JG	201	CYC	CMC-C2C-C1C	-2.14	107.79	112.40
36	CE	514	CLA	CHC-C4B-NB	2.14	126.52	124.26
36	CE	510	CLA	CAA-C2A-C3A	-2.14	106.92	112.78
33	b6	201	CYC	CBA-CAA-C2A	-2.14	106.68	112.63
33	i2	202	CYC	CAD-C3D-C4D	2.14	129.17	125.76
33	iJ	202	CYC	CAD-C3D-C4D	2.14	129.17	125.76
36	C1	507	CLA	C2D-C1D-ND	-2.14	108.53	110.10
44	CD	518	DGD	C2G-O2G-C1B	-2.14	112.52	117.79
36	h1	102	CLA	CHC-C4B-NB	2.14	126.52	124.26
37	aE	408	PL9	C20-C19-C21	2.14	118.87	115.27
33	XB	201	CYC	CMD-C2D-C3D	-2.14	120.98	125.61
33	Y4	201	CYC	CMB-C2B-C1B	2.14	126.84	124.17
40	C1	520	LMT	C1-O1'-C1'	2.14	117.39	113.84
36	CD	505	CLA	CHA-C4D-ND	2.14	136.97	132.50
33	VG	201	CYC	C4D-ND-C1D	-2.14	105.97	109.79
36	bE	615	CLA	C2A-C1A-CHA	2.14	127.60	123.86
33	jH	201	CYC	CHA-C1A-NA	-2.14	120.13	124.58
43	d1	407	BCR	C33-C5-C4	2.14	117.72	113.62
36	c1	507	CLA	CMB-C2B-C1B	-2.14	122.11	125.37
33	v4	201	CYC	CAA-C2A-C1A	2.14	128.79	125.01
43	C1	519	BCR	C23-C24-C25	-2.14	121.20	127.20
39	C1	502	LMG	C8-O7-C10	-2.14	112.53	117.79
39	CE	502	LMG	C1-O6-C5	2.14	117.88	113.69
43	DD	407	BCR	C28-C27-C26	-2.14	110.26	114.08
33	HL	201	CYC	CHB-C1B-NB	2.14	130.65	126.06
36	bE	615	CLA	O2D-CGD-O1D	-2.14	119.66	123.84
36	BD	609	CLA	O2A-CGA-O1A	-2.14	118.20	123.59
33	j6	201	CYC	CHA-C1A-NA	-2.14	120.13	124.58
44	C1	518	DGD	C2G-O2G-C1B	-2.14	112.53	117.79
33	u4	201	CYC	C1A-C2A-C3A	-2.14	104.42	106.78
33	B4	1002	CYC	CAD-C3D-C4D	2.14	129.16	125.76
33	YB	201	CYC	CMB-C2B-C1B	2.14	126.83	124.17
36	h1	102	CLA	C2A-C1A-CHA	2.14	127.59	123.86
33	lC	201	CYC	CHA-C1A-NA	-2.14	120.13	124.58
33	lJ	201	CYC	CHA-C1A-NA	-2.14	120.13	124.58
39	CE	502	LMG	C8-O7-C10	-2.14	112.53	117.79
33	cJ	201	CYC	CAD-C3D-C4D	2.14	129.16	125.76

Continued on next page...

Continued from previous page...

Mol	Chain	Res	Type	Atoms	Z	Observed(^{o})	Ideal(^{o})
47	E1	101	HEM	CBD-CAD-C3D	-2.14	106.69	112.63
36	bD	611	CLA	C2A-C1A-CHA	2.14	127.59	123.86
36	BD	601	CLA	CAC-C3C-C4C	2.14	127.58	124.81
44	CE	518	DGD	C4D-C3D-C2D	2.14	114.55	110.82
36	C1	505	CLA	CHA-C4D-ND	2.14	136.97	132.50
44	CE	518	DGD	C2G-O2G-C1B	-2.14	112.53	117.79
36	cD	507	CLA	CMB-C2B-C1B	-2.14	122.12	125.37
33	IF	201	CYC	C1A-C2A-C3A	-2.14	104.42	106.78
37	DE	408	PL9	C12-C13-C14	-2.14	122.52	127.66
36	C1	512	CLA	CHD-C1D-ND	-2.13	122.49	124.45
40	dD	413	LMT	C4'-C3'-C2'	2.13	114.55	110.82
36	bD	615	CLA	C2A-C1A-CHA	2.13	127.59	123.86
36	d1	406	CLA	CHB-C1B-NB	2.13	126.52	124.26
33	lA	201	CYC	CHA-C1A-NA	-2.13	120.14	124.58
44	CD	518	DGD	C4D-C3D-C2D	2.13	114.55	110.82
36	CD	510	CLA	CAA-C2A-C3A	-2.13	106.93	112.78
43	CD	519	BCR	C23-C24-C25	-2.13	121.21	127.20
43	dE	407	BCR	C33-C5-C4	2.13	117.72	113.62
33	HG	201	CYC	CHB-C1B-NB	2.13	130.64	126.06
43	ZE	101	BCR	C15-C16-C17	-2.13	119.10	123.47
36	d1	405	CLA	C3B-C4B-NB	-2.13	108.54	110.52
33	lI	201	CYC	CHA-C1A-NA	-2.13	120.14	124.58
33	JL	201	CYC	CMC-C2C-C1C	-2.13	107.81	112.40
33	v4	201	CYC	OB-C4B-NB	-2.13	120.12	125.08
36	CE	509	CLA	CHC-C4B-NB	2.13	126.52	124.26
39	CD	502	LMG	C8-O7-C10	-2.13	112.54	117.79
36	BE	602	CLA	O2D-CGD-CBD	2.13	115.06	111.27
36	b1	615	CLA	O2D-CGD-O1D	-2.13	119.67	123.84
36	bD	610	CLA	O2D-CGD-O1D	-2.13	119.67	123.84
33	cF	201	CYC	CAC-C3C-C4C	-2.13	107.20	112.67
33	QG	201	CYC	C3A-C4A-NA	2.13	115.08	110.53
36	DE	405	CLA	C3B-C4B-NB	-2.13	108.54	110.52
36	D1	405	CLA	CHB-C1B-NB	2.13	126.51	124.26
33	j7	201	CYC	CHA-C1A-NA	-2.13	120.14	124.58
36	B1	609	CLA	O2A-CGA-O1A	-2.13	118.21	123.59
36	h1	102	CLA	O2A-CGA-O1A	-2.13	118.21	123.59
33	cK	201	CYC	CAC-C3C-C4C	-2.13	107.20	112.67
43	i1	101	BCR	C36-C18-C19	2.13	121.44	118.08
40	B1	620	LMT	C1-O1'-C1'	2.13	117.37	113.84
36	DE	406	CLA	CHB-C1B-NB	2.13	126.51	124.26
33	s4	201	CYC	CHD-C1D-C2D	2.13	132.72	127.49
40	bE	621	LMT	C4'-C3'-C2'	2.13	114.54	110.82

Continued on next page...

Continued from previous page...

Mol	Chain	Res	Type	Atoms	Z	Observed(^{o})	Ideal(^{o})
45	DE	403	PHO	CMC-C2C-C1C	2.13	128.75	124.73
44	CE	517	DGD	O1G-C1A-O1A	-2.13	118.22	123.59
33	pB	201	CYC	CAA-C2A-C1A	2.13	128.78	125.01
33	T4	201	CYC	C4D-ND-C1D	-2.13	105.99	109.79
33	QL	201	CYC	C3A-C4A-NA	2.13	115.08	110.53
36	BE	609	CLA	O2A-CGA-O1A	-2.13	118.22	123.59
36	B1	610	CLA	O2D-CGD-CBD	2.13	115.05	111.27
43	i1	101	BCR	C35-C13-C12	2.13	121.43	118.08
33	aK	201	CYC	CHB-C4A-NA	-2.13	120.48	124.93
39	D1	410	LMG	O6-C1-C2	-2.13	105.84	110.35
33	GL	201	CYC	CAC-C3C-C2C	2.13	119.58	114.26
33	cK	201	CYC	CAD-CBD-CGD	-2.13	109.02	113.60
33	aF	201	CYC	CHB-C4A-NA	-2.13	120.48	124.93
36	C1	511	CLA	CHB-C1B-NB	2.13	126.51	124.26
36	b1	606	CLA	CHC-C4B-NB	2.13	126.51	124.26
33	S4	201	CYC	C1B-NB-C4B	-2.13	107.96	110.67
36	C1	504	CLA	CMC-C2C-C3C	2.13	131.90	126.12
43	ID	102	BCR	C20-C21-C22	2.13	130.35	127.31
33	mK	201	CYC	C4D-ND-C1D	-2.13	105.99	109.79
43	CD	516	BCR	C40-C30-C25	-2.13	106.85	110.30
36	aD	404	CLA	CHC-C4B-NB	2.13	126.51	124.26
37	aD	408	PL9	C20-C19-C21	2.13	118.85	115.27
40	d1	413	LMT	C4'-C3'-C2'	2.13	114.54	110.82
33	jJ	201	CYC	CHA-C1A-NA	-2.13	120.15	124.58
36	bD	615	CLA	O2D-CGD-O1D	-2.13	119.68	123.84
43	DE	407	BCR	C28-C27-C26	-2.13	110.28	114.08
36	CE	503	CLA	C2D-C1D-ND	-2.13	108.54	110.10
33	h8	201	CYC	CHA-C1A-NA	-2.13	120.15	124.58
33	p4	201	CYC	CAA-C2A-C1A	2.13	128.77	125.01
39	AE	408	LMG	C7-O1-C1	-2.13	109.59	113.74
36	hD	102	CLA	C2A-C1A-CHA	2.13	127.58	123.86
36	CD	506	CLA	CHC-C1C-NC	2.13	127.43	124.20
47	f1	101	HEM	CBD-CAD-C3D	-2.13	106.72	112.63
47	EE	101	HEM	C1C-CHC-C4B	-2.13	121.47	126.06
33	f2	201	CYC	CHA-C1A-NA	-2.13	120.15	124.58
33	h5	201	CYC	CHA-C1A-NA	-2.13	120.15	124.58
36	aE	404	CLA	CHC-C4B-NB	2.13	126.51	124.26
36	C1	506	CLA	CHC-C1C-NC	2.13	127.43	124.20
36	b1	608	CLA	C3C-C4C-NC	-2.12	108.19	110.57
36	bD	608	CLA	C3C-C4C-NC	-2.12	108.19	110.57
36	bE	611	CLA	CMB-C2B-C1B	-2.12	122.13	125.37
47	fD	101	HEM	CBD-CAD-C3D	-2.12	106.72	112.63

Continued on next page...

Continued from previous page...

Mol	Chain	Res	Type	Atoms	Z	Observed(^{o})	Ideal(^{o})
43	I1	102	BCR	C20-C21-C22	2.12	130.34	127.31
45	aE	412	PHO	O1D-CGD-CBD	-2.12	121.20	124.74
36	hD	102	CLA	O2A-CGA-O1A	-2.12	118.23	123.59
44	CD	517	DGD	O1G-C1A-O1A	-2.12	118.23	123.59
33	JL	201	CYC	CAD-C3D-C2D	2.12	131.93	127.07
33	sB	201	CYC	CHD-C1D-C2D	2.12	132.70	127.49
40	cE	501	LMT	C4'-C3'-C2'	2.12	114.53	110.82
33	1G	201	CYC	CHB-C1B-C2B	2.12	131.16	126.95
43	d1	407	BCR	C28-C27-C26	-2.12	110.29	114.08
43	dD	407	BCR	C28-C27-C26	-2.12	110.29	114.08
39	DE	411	LMG	O6-C1-C2	-2.12	105.86	110.35
36	BD	610	CLA	CMB-C2B-C1B	-2.12	122.14	125.37
33	r4	201	CYC	C1A-NA-C4A	-2.12	102.51	106.51
33	rB	201	CYC	C1A-NA-C4A	-2.12	102.51	106.51
33	vB	201	CYC	CAA-C2A-C1A	2.12	128.76	125.01
33	4L	201	CYC	O1A-CGA-CBA	-2.12	116.26	123.08
36	BE	608	CLA	CHC-C4B-NB	2.12	126.50	124.26
33	wB	201	CYC	CHB-C4A-C3A	2.12	130.36	124.90
33	a4	201	CYC	C4A-C3A-C2A	-2.12	104.07	106.51
33	v4	201	CYC	C1B-CHB-C4A	-2.12	122.90	128.08
33	4G	201	CYC	O1A-CGA-CBA	-2.12	116.26	123.08
33	hJ	201	CYC	CHA-C1A-NA	-2.12	120.16	124.58
45	dD	402	PHO	CAA-C2A-C3A	2.12	118.59	112.78
36	BE	610	CLA	CMB-C2B-C1B	-2.12	122.14	125.37
43	C1	516	BCR	C40-C30-C25	-2.12	106.86	110.30
36	b1	610	CLA	O2D-CGD-O1D	-2.12	119.69	123.84
36	bD	611	CLA	CMB-C2B-C1B	-2.12	122.14	125.37
33	XK	201	CYC	C1A-C2A-C3A	-2.12	104.44	106.78
36	HE	101	CLA	CHC-C4B-NB	2.12	126.50	124.26
37	D1	407	PL9	C12-C13-C14	-2.12	122.55	127.66
33	R4	201	CYC	C2C-C1C-NC	2.12	110.10	108.27
37	d1	408	PL9	C45-C44-C46	2.12	118.84	115.27
36	CE	506	CLA	CHC-C1C-NC	2.12	127.42	124.20
44	C1	518	DGD	C4D-C3D-C2D	2.12	114.52	110.82
33	k2	201	CYC	CAD-C3D-C4D	2.12	129.14	125.76
33	a4	201	CYC	CHB-C1B-C2B	-2.12	122.75	126.95
33	aB	201	CYC	CHB-C1B-C2B	-2.12	122.75	126.95
33	h7	201	CYC	CHA-C1A-NA	-2.12	120.17	124.58
33	IG	201	CYC	CHA-C4D-C3D	-2.12	122.37	127.15
36	c1	513	CLA	O2D-CGD-O1D	-2.12	119.69	123.84
33	h3	201	CYC	CHA-C1A-NA	-2.12	120.17	124.58
47	fE	101	HEM	CBD-CAD-C3D	-2.12	106.74	112.63

Continued on next page...

Continued from previous page...

Mol	Chain	Res	Type	Atoms	Z	Observed(^{o})	Ideal(^{o})
45	aD	412	PHO	O1D-CGD-CBD	-2.12	121.21	124.74
36	HD	101	CLA	C2A-C1A-CHA	2.12	127.56	123.86
36	CD	509	CLA	CHC-C4B-NB	2.12	126.50	124.26
36	CD	514	CLA	CHC-C4B-NB	2.12	126.50	124.26
44	H1	102	DGD	C1E-O6E-C5E	2.12	117.85	113.69
43	IE	102	BCR	C20-C21-C22	2.12	130.33	127.31
33	w4	201	CYC	CHB-C4A-C3A	2.12	130.35	124.90
36	b1	611	CLA	CMB-C2B-C1B	-2.12	122.14	125.37
43	Z1	101	BCR	C15-C16-C17	-2.12	119.14	123.47
37	DD	408	PL9	C12-C13-C14	-2.12	122.56	127.66
33	nF	201	CYC	CAD-C3D-C4D	2.12	129.13	125.76
33	SB	201	CYC	C1B-NB-C4B	-2.12	107.97	110.67
36	CD	509	CLA	CHA-C1A-NA	-2.12	121.55	126.40
36	H1	101	CLA	C2A-C1A-CHA	2.12	127.56	123.86
36	c1	514	CLA	CAA-C2A-C3A	-2.12	106.98	112.78
36	BE	614	CLA	CMB-C2B-C1B	-2.12	122.14	125.37
33	GG	201	CYC	CAC-C3C-C2C	2.12	119.55	114.26
36	C1	510	CLA	CAA-C2A-C3A	-2.12	106.98	112.78
45	DE	403	PHO	C14-C13-C12	2.12	118.96	111.29
36	c1	514	CLA	CHA-C1A-NA	-2.12	121.55	126.40
36	cE	507	CLA	CMB-C2B-C1B	-2.12	122.15	125.37
33	X4	201	CYC	CMD-C2D-C3D	-2.12	121.03	125.61
33	hC	201	CYC	CHA-C1A-NA	-2.12	120.17	124.58
36	CD	511	CLA	CHB-C1B-NB	2.12	126.50	124.26
43	b1	618	BCR	C38-C26-C25	-2.12	122.15	124.53
36	DE	405	CLA	CHC-C1C-NC	2.12	127.41	124.20
33	kI	201	CYC	CAD-C3D-C4D	2.12	129.13	125.76
36	BE	609	CLA	O2D-CGD-O1D	-2.12	119.70	123.84
33	mF	201	CYC	C4D-ND-C1D	-2.12	106.02	109.79
37	a1	409	PL9	C20-C19-C21	2.12	118.83	115.27
43	D1	406	BCR	C33-C5-C4	2.12	117.68	113.62
36	a1	405	CLA	CHC-C4B-NB	2.11	126.50	124.26
33	hI	201	CYC	CHA-C1A-NA	-2.11	120.18	124.58
45	DD	403	PHO	CMC-C2C-C1C	2.11	128.72	124.73
33	jF	201	CYC	OB-C4B-NB	-2.11	120.16	125.08
40	cD	501	LMT	C4'-C3'-C2'	2.11	114.52	110.82
40	cE	501	LMT	C1-O1'-C1'	2.11	117.35	113.84
33	cF	201	CYC	CAD-CBD-CGD	-2.11	109.05	113.60
36	C1	509	CLA	CHA-C1A-NA	-2.11	121.56	126.40
33	h2	201	CYC	CHA-C1A-NA	-2.11	120.18	124.58
40	dE	413	LMT	C4'-C3'-C2'	2.11	114.51	110.82
36	CE	508	CLA	CMB-C2B-C1B	-2.11	122.15	125.37

Continued on next page...

Continued from previous page...

Mol	Chain	Res	Type	Atoms	Z	Observed(^{o})	Ideal(^{o})
43	dE	407	BCR	C28-C27-C26	-2.11	110.30	114.08
43	DD	407	BCR	C33-C5-C4	2.11	117.68	113.62
36	cD	510	CLA	CMA-C3A-C4A	-2.11	106.09	111.77
33	j3	201	CYC	CHA-C1A-NA	-2.11	120.18	124.58
36	c1	512	CLA	C16-C15-C13	-2.11	109.09	115.92
33	vB	201	CYC	C1B-CHB-C4A	-2.11	122.92	128.08
44	HD	102	DGD	C1E-O6E-C5E	2.11	117.84	113.69
43	CD	519	BCR	C27-C26-C25	-2.11	119.66	122.73
44	C1	517	DGD	O1G-C1A-O1A	-2.11	118.26	123.59
36	bE	605	CLA	CHC-C4B-NB	2.11	126.49	124.26
36	cE	510	CLA	CMA-C3A-C4A	-2.11	106.09	111.77
36	BD	614	CLA	CMB-C2B-C1B	-2.11	122.15	125.37
36	C1	503	CLA	C2D-C1D-ND	-2.11	108.55	110.10
36	bE	604	CLA	O2A-CGA-O1A	-2.11	118.26	123.59
33	XF	201	CYC	C1A-C2A-C3A	-2.11	104.44	106.78
36	d1	403	CLA	CHD-C1D-ND	-2.11	122.51	124.45
36	bD	611	CLA	O2D-CGD-CBD	2.11	115.02	111.27
36	BD	602	CLA	O2D-CGD-CBD	2.11	115.02	111.27
43	ZD	101	BCR	C15-C16-C17	-2.11	119.15	123.47
33	nK	201	CYC	CAD-C3D-C4D	2.11	129.12	125.76
36	CD	512	CLA	O2A-CGA-O1A	-2.11	118.26	123.59
43	CE	516	BCR	C40-C30-C25	-2.11	106.88	110.30
37	DE	408	PL9	C45-C44-C46	2.11	118.82	115.27
40	bE	621	LMT	C1-O1'-C1'	2.11	117.34	113.84
33	KL	201	CYC	CMC-C2C-C1C	-2.11	107.85	112.40
36	C1	512	CLA	O2A-CGA-O1A	-2.11	118.27	123.59
43	iD	102	BCR	C36-C18-C19	2.11	121.40	118.08
40	cD	501	LMT	C1-O1'-C1'	2.11	117.34	113.84
33	JG	201	CYC	CAD-C3D-C2D	2.11	131.90	127.07
33	h6	201	CYC	CHA-C1A-NA	-2.11	120.19	124.58
33	GG	201	CYC	C4D-ND-C1D	-2.11	106.03	109.79
33	IL	201	CYC	CHA-C4D-C3D	-2.11	122.39	127.15
33	aB	201	CYC	C4A-C3A-C2A	-2.11	104.09	106.51
43	DE	407	BCR	C33-C5-C4	2.11	117.67	113.62
33	9K	201	CYC	CHB-C4A-C3A	2.11	130.32	124.90
36	b1	609	CLA	CHA-C1A-NA	-2.11	121.57	126.40
36	cD	514	CLA	CAA-C2A-C3A	-2.11	107.00	112.78
43	bE	618	BCR	C38-C26-C25	-2.11	122.16	124.53
36	BD	609	CLA	O2D-CGD-O1D	-2.11	119.72	123.84
36	cE	514	CLA	CHA-C1A-NA	-2.11	121.57	126.40
36	cE	512	CLA	C16-C15-C13	-2.11	109.11	115.92
33	kJ	201	CYC	CAD-C3D-C4D	2.11	129.12	125.76

Continued on next page...

Continued from previous page...

Mol	Chain	Res	Type	Atoms	Z	Observed(^{o})	Ideal(^{o})
33	jF	201	CYC	CAA-C2A-C1A	2.11	128.74	125.01
33	PL	201	CYC	CHD-C4C-NC	2.11	127.71	125.20
43	CE	519	BCR	C27-C26-C25	-2.11	119.67	122.73
36	B1	602	CLA	O2D-CGD-CBD	2.11	115.01	111.27
36	B1	604	CLA	C3B-C4B-NB	-2.11	108.56	110.52
36	bE	611	CLA	O2D-CGD-CBD	2.11	115.01	111.27
36	D1	405	CLA	O1D-CGD-CBD	2.11	128.79	124.48
33	g8	202	CYC	CAD-C3D-C4D	2.11	129.12	125.76
44	HE	102	DGD	C1E-O6E-C5E	2.11	117.82	113.69
43	iD	102	BCR	C35-C13-C12	2.11	121.40	118.08
36	bD	609	CLA	CHA-C1A-NA	-2.11	121.57	126.40
39	AD	408	LMG	C7-O1-C1	-2.11	109.62	113.74
36	DD	405	CLA	C3B-C4B-NB	-2.11	108.56	110.52
43	d1	407	BCR	C33-C5-C6	-2.11	122.16	124.53
36	bE	605	CLA	O2A-CGA-O1A	-2.11	118.28	123.59
36	C1	512	CLA	O1D-CGD-CBD	2.11	128.79	124.48
33	jK	201	CYC	OB-C4B-NB	-2.11	120.18	125.08
36	AE	405	CLA	CHA-C4D-ND	2.11	136.90	132.50
33	KG	201	CYC	CMC-C2C-C1C	-2.11	107.86	112.40
36	cE	514	CLA	CAA-C2A-C3A	-2.11	107.01	112.78
36	cD	512	CLA	C16-C15-C13	-2.11	109.11	115.92
36	B1	614	CLA	CMB-C2B-C1B	-2.11	122.16	125.37
36	CE	511	CLA	O1D-CGD-CBD	2.10	128.79	124.48
36	AD	405	CLA	CHA-C4D-ND	2.10	136.90	132.50
33	hH	201	CYC	CHA-C1A-NA	-2.10	120.20	124.58
36	bD	604	CLA	O2D-CGD-CBD	2.10	115.01	111.27
36	bE	603	CLA	CHB-C1B-NB	2.10	126.48	124.26
36	DD	406	CLA	O1D-CGD-CBD	2.10	128.79	124.48
36	DE	406	CLA	C11-C12-C13	-2.10	109.12	115.92
33	9F	201	CYC	CHB-C4A-C3A	2.10	130.31	124.90
36	DE	406	CLA	O1D-CGD-CBD	2.10	128.79	124.48
33	nF	202	CYC	CAA-C2A-C1A	2.10	128.73	125.01
37	dE	408	PL9	C45-C44-C46	2.10	118.81	115.27
36	B1	610	CLA	CMB-C2B-C1B	-2.10	122.17	125.37
45	DD	401	PHO	O2D-CGD-O1D	-2.10	119.72	123.84
36	bD	606	CLA	CHC-C4B-NB	2.10	126.48	124.26
42	aE	411	LHG	O8-C23-O10	-2.10	118.28	123.59
36	cD	511	CLA	CBA-CAA-C2A	2.10	120.07	113.86
33	GL	201	CYC	C4D-ND-C1D	-2.10	106.04	109.79
36	CE	509	CLA	CHA-C1A-NA	-2.10	121.58	126.40
36	d1	406	CLA	C2D-C1D-ND	-2.10	108.55	110.10
36	D1	404	CLA	CHC-C1C-NC	2.10	127.39	124.20

Continued on next page...

Continued from previous page...

Mol	Chain	Res	Type	Atoms	Z	Observed(^{o})	Ideal(^{o})
33	T4	201	CYC	CAD-CBD-CGD	-2.10	109.08	113.60
33	k7	201	CYC	CAD-C3D-C4D	2.10	129.11	125.76
36	DD	406	CLA	C11-C12-C13	-2.10	109.12	115.92
37	d1	408	PL9	C12-C13-C14	-2.10	122.60	127.66
36	dD	406	CLA	C11-C12-C13	-2.10	109.12	115.92
33	5L	201	CYC	C4D-CHA-C1A	2.10	133.00	128.28
33	k8	201	CYC	CAD-C3D-C4D	2.10	129.11	125.76
36	cE	511	CLA	CBA-CAA-C2A	2.10	120.07	113.86
36	D1	404	CLA	C3B-C4B-NB	-2.10	108.56	110.52
33	IL	201	CYC	O2A-CGA-CBA	2.10	120.78	114.03
33	i7	202	CYC	CHA-C1A-NA	-2.10	120.20	124.58
36	HE	101	CLA	C2A-C1A-CHA	2.10	127.53	123.86
33	k3	201	CYC	CAD-C3D-C4D	2.10	129.11	125.76
36	c1	510	CLA	CMA-C3A-C4A	-2.10	106.13	111.77
40	CD	521	LMT	C1-O1'-C1'	2.10	117.32	113.84
44	c1	516	DGD	O5D-C1E-C2E	-2.10	105.02	108.30
45	d1	402	PHO	CAC-C3C-C4C	2.10	129.60	124.27
37	dD	408	PL9	C45-C44-C46	2.10	118.81	115.27
36	CE	511	CLA	CHB-C1B-NB	2.10	126.48	124.26
36	bE	604	CLA	O2D-CGD-CBD	2.10	115.00	111.27
38	CE	501	SQD	O5-C5-C4	2.10	113.51	109.69
37	DD	408	PL9	C45-C44-C46	2.10	118.80	115.27
36	aD	405	CLA	CHC-C4B-NB	2.10	126.48	124.26
36	aE	405	CLA	CHC-C4B-NB	2.10	126.48	124.26
33	gA	301	CYC	CAD-C3D-C4D	2.10	129.11	125.76
36	b1	606	CLA	C3B-C4B-NB	-2.10	108.57	110.52
33	OL	201	CYC	CMC-C2C-C1C	-2.10	107.88	112.40
45	A1	412	PHO	O1D-CGD-CBD	-2.10	121.24	124.74
36	bD	604	CLA	O2A-CGA-O1A	-2.10	118.29	123.59
33	g6	202	CYC	CAD-C3D-C4D	2.10	129.10	125.76
36	A1	405	CLA	CHA-C4D-ND	2.10	136.89	132.50
36	D1	405	CLA	C11-C12-C13	-2.10	109.13	115.92
33	jK	201	CYC	CAA-C2A-C1A	2.10	128.72	125.01
36	cD	514	CLA	CHA-C1A-NA	-2.10	121.59	126.40
36	b1	608	CLA	CHC-C1C-NC	2.10	127.39	124.20
36	CE	506	CLA	C2B-C1B-NB	2.10	111.64	110.23
45	DE	401	PHO	O1D-CGD-CBD	-2.10	121.25	124.74
36	c1	511	CLA	CBA-CAA-C2A	2.10	120.05	113.86
36	HD	101	CLA	CHC-C4B-NB	2.10	126.48	124.26
37	dD	408	PL9	C12-C13-C14	-2.10	122.61	127.66
33	TG	201	CYC	CAC-C3C-C2C	2.10	119.50	114.26
43	iE	102	BCR	C35-C13-C12	2.10	121.38	118.08

Continued on next page...

Continued from previous page...

Mol	Chain	Res	Type	Atoms	Z	Observed(^{o})	Ideal(^{o})
36	C1	504	CLA	CAA-CBA-CGA	-2.10	107.13	113.25
36	cD	513	CLA	O2D-CGD-O1D	-2.10	119.74	123.84
33	kA	201	CYC	CAD-C3D-C4D	2.10	129.10	125.76
36	d1	406	CLA	C11-C12-C13	-2.10	109.15	115.92
36	dD	406	CLA	C2D-C1D-ND	-2.10	108.56	110.10
36	HE	103	CLA	CHC-C4B-NB	-2.10	122.04	124.26
33	cF	201	CYC	C3A-C4A-NA	2.10	115.00	110.53
33	a4	201	CYC	CAA-C2A-C1A	2.09	128.71	125.01
36	dE	406	CLA	C11-C12-C13	-2.09	109.15	115.92
36	cE	512	CLA	C2D-C1D-ND	-2.09	108.56	110.10
36	C1	511	CLA	O1D-CGD-CBD	2.09	128.77	124.48
43	dD	407	BCR	C33-C5-C6	-2.09	122.18	124.53
39	A1	408	LMG	C7-O1-C1	-2.09	109.65	113.74
33	k5	201	CYC	CAD-C3D-C4D	2.09	129.10	125.76
36	BE	607	CLA	CHA-C1A-NA	-2.09	121.60	126.40
43	iE	102	BCR	C36-C18-C19	2.09	121.38	118.08
33	h9	201	CYC	CHA-C1A-NA	-2.09	120.22	124.58
33	v4	201	CYC	CAC-C3C-C4C	-2.09	107.30	112.67
36	CE	512	CLA	O1D-CGD-CBD	2.09	128.77	124.48
36	c1	514	CLA	C2A-C1A-CHA	2.09	127.52	123.86
33	gC	301	CYC	CAD-C3D-C4D	2.09	129.09	125.76
33	MK	201	CYC	C4D-ND-C1D	-2.09	106.06	109.79
36	CE	512	CLA	O2A-CGA-O1A	-2.09	118.31	123.59
36	c1	503	CLA	CHC-C1C-NC	2.09	127.38	124.20
33	1L	201	CYC	CHB-C1B-C2B	2.09	131.09	126.95
36	b1	604	CLA	O2D-CGD-CBD	2.09	114.98	111.27
36	a1	405	CLA	CMB-C2B-C3B	2.09	131.65	126.59
36	DD	405	CLA	CHC-C1C-NC	2.09	127.38	124.20
44	cD	516	DGD	O5D-C1E-C2E	-2.09	105.04	108.30
36	CE	507	CLA	C2D-C1D-ND	-2.09	108.56	110.10
33	kH	201	CYC	CAD-C3D-C4D	2.09	129.09	125.76
45	D1	402	PHO	C6-C5-C3	-2.09	107.97	113.45
43	B1	617	BCR	C38-C26-C25	-2.09	122.18	124.53
33	vB	201	CYC	CAC-C3C-C4C	-2.09	107.30	112.67
33	OG	201	CYC	CMC-C2C-C1C	-2.09	107.90	112.40
33	nF	202	CYC	C1A-C2A-C3A	-2.09	104.47	106.78
42	dD	410	LHG	C5-O7-C7	-2.09	112.64	117.79
33	gK	201	CYC	CHB-C1B-NB	-2.09	121.57	126.06
33	hA	201	CYC	CHA-C1A-NA	-2.09	120.23	124.58
36	bD	605	CLA	CHC-C4B-NB	2.09	126.47	124.26
33	g9	202	CYC	CAD-C3D-C4D	2.09	129.09	125.76
36	bD	612	CLA	C3A-C2A-C1A	2.09	104.47	101.34

Continued on next page...

Continued from previous page...

Mol	Chain	Res	Type	Atoms	Z	Observed(^{o})	Ideal(^{o})
33	YB	201	CYC	C1B-CHB-C4A	2.09	133.19	128.08
36	B1	611	CLA	C2A-C1A-CHA	2.09	127.51	123.86
36	aD	404	CLA	CMB-C2B-C3B	2.09	131.65	126.59
36	b1	613	CLA	CAA-C2A-C3A	-2.09	107.06	112.78
33	g3	202	CYC	CAD-C3D-C4D	2.09	129.09	125.76
33	g5	202	CYC	CAD-C3D-C4D	2.09	129.09	125.76
44	h1	104	DGD	C1E-O6E-C5E	2.09	117.79	113.69
36	B1	603	CLA	C2A-C1A-CHA	2.09	127.51	123.86
36	b1	611	CLA	O2D-CGD-CBD	2.09	114.98	111.27
33	TL	201	CYC	CAC-C3C-C2C	2.09	119.48	114.26
36	CD	511	CLA	O1D-CGD-CBD	2.09	128.76	124.48
37	a1	409	PL9	C42-C43-C44	-2.09	122.63	127.66
33	k6	201	CYC	CAD-C3D-C4D	2.09	129.09	125.76
36	B1	603	CLA	CHC-C4B-NB	2.09	126.47	124.26
37	dE	408	PL9	C12-C13-C14	-2.09	122.63	127.66
39	A1	408	LMG	C4-C3-C2	2.09	114.47	110.82
33	Y4	201	CYC	C1B-CHB-C4A	2.09	133.18	128.08
33	2G	201	CYC	CAD-C3D-C4D	2.09	129.09	125.76
33	cK	201	CYC	C3A-C4A-NA	2.09	114.98	110.53
36	d1	403	CLA	CHC-C4B-NB	2.09	126.47	124.26
36	dD	403	CLA	CHC-C4B-NB	2.09	126.47	124.26
33	aB	201	CYC	CAA-C2A-C1A	2.09	128.70	125.01
33	nK	202	CYC	CAA-C2A-C1A	2.09	128.70	125.01
33	IG	201	CYC	O2A-CGA-CBA	2.09	120.73	114.03
33	SB	201	CYC	CAA-C2A-C1A	2.09	128.70	125.01
43	BD	615	BCR	C37-C22-C23	2.09	121.36	118.08
36	bD	608	CLA	CHC-C1C-NC	2.09	127.37	124.20
33	s4	201	CYC	CHB-C1B-NB	-2.09	121.58	126.06
33	R4	201	CYC	OB-C4B-C3B	-2.09	125.78	128.04
36	bE	609	CLA	CHA-C1A-NA	-2.09	121.62	126.40
37	D1	407	PL9	C45-C44-C46	2.09	118.78	115.27
36	BE	606	CLA	C3C-C4C-NC	-2.09	108.23	110.57
43	bD	618	BCR	C38-C26-C25	-2.09	122.19	124.53
33	GG	201	CYC	CBD-CAD-C3D	-2.09	106.83	112.63
36	BD	607	CLA	CHA-C1A-NA	-2.09	121.62	126.40
36	bE	613	CLA	CAA-C2A-C3A	-2.09	107.06	112.78
36	B1	606	CLA	CHC-C1C-NC	2.09	127.37	124.20
37	aE	408	PL9	C42-C43-C44	-2.09	122.64	127.66
36	bD	603	CLA	CHB-C1B-NB	2.09	126.47	124.26
36	c1	508	CLA	C2D-C1D-ND	-2.09	108.57	110.10
43	BE	615	BCR	C37-C22-C23	2.09	121.36	118.08
33	MF	201	CYC	C4D-ND-C1D	-2.09	106.07	109.79

Continued on next page...

Continued from previous page...

Mol	Chain	Res	Type	Atoms	Z	Observed(^{o})	Ideal(^{o})
42	D1	409	LHG	C5-O7-C7	-2.09	112.66	117.79
36	d1	406	CLA	O1D-CGD-CBD	2.08	128.75	124.48
40	jE	101	LMT	O5'-C1'-C2'	2.08	114.76	110.35
36	BD	608	CLA	CHC-C4B-NB	2.08	126.46	124.26
36	XE	101	CLA	CHC-C4B-NB	2.08	126.46	124.26
36	BD	606	CLA	O2A-CGA-O1A	-2.08	118.33	123.59
42	dE	410	LHG	C5-O7-C7	-2.08	112.66	117.79
45	DD	403	PHO	C6-C5-C3	-2.08	107.99	113.45
36	CD	512	CLA	O1D-CGD-CBD	2.08	128.75	124.48
36	CD	504	CLA	CAA-CBA-CGA	-2.08	107.16	113.25
43	C1	519	BCR	C27-C26-C25	-2.08	119.70	122.73
36	b1	604	CLA	O2A-CGA-O1A	-2.08	118.33	123.59
36	dE	403	CLA	CHC-C4B-NB	2.08	126.46	124.26
45	DE	403	PHO	C6-C5-C3	-2.08	107.99	113.45
38	CD	501	SQD	O5-C5-C4	2.08	113.48	109.69
33	gF	201	CYC	CHB-C1B-NB	-2.08	121.58	126.06
33	iC	202	CYC	CHA-C1A-NA	-2.08	120.24	124.58
43	B1	615	BCR	C37-C22-C23	2.08	121.36	118.08
33	dF	201	CYC	CAA-C2A-C1A	2.08	128.69	125.01
36	c1	503	CLA	CMC-C2C-C1C	-2.08	121.87	125.04
39	AD	408	LMG	C4-C3-C2	2.08	114.46	110.82
36	dD	406	CLA	O1D-CGD-CBD	2.08	128.75	124.48
33	IL	201	CYC	C4D-ND-C1D	-2.08	106.08	109.79
36	bE	606	CLA	CHC-C4B-NB	2.08	126.46	124.26
36	BE	614	CLA	O2D-CGD-O1D	-2.08	119.77	123.84
36	B1	606	CLA	O2A-CGA-O1A	-2.08	118.34	123.59
33	gI	301	CYC	CHA-C1A-NA	-2.08	120.25	124.58
36	BE	606	CLA	O2A-CGA-O1A	-2.08	118.34	123.59
42	DE	410	LHG	C5-O7-C7	-2.08	112.67	117.79
33	i8	202	CYC	CHA-C1A-NA	-2.08	120.25	124.58
33	iI	202	CYC	CHA-C1A-NA	-2.08	120.25	124.58
33	S4	201	CYC	CAA-C2A-C1A	2.08	128.69	125.01
43	dE	407	BCR	C33-C5-C6	-2.08	122.19	124.53
36	cD	509	CLA	CAC-C3C-C4C	2.08	127.51	124.81
33	5G	201	CYC	C4D-CHA-C1A	2.08	132.95	128.28
33	TB	201	CYC	CAD-CBD-CGD	-2.08	109.13	113.60
36	CE	504	CLA	CAA-CBA-CGA	-2.08	107.17	113.25
36	bD	605	CLA	O2A-CGA-O1A	-2.08	118.34	123.59
33	g2	202	CYC	CAD-C3D-C4D	2.08	129.07	125.76
33	sB	201	CYC	CHB-C1B-NB	-2.08	121.59	126.06
43	cE	519	BCR	C36-C18-C19	2.08	121.35	118.08
36	BE	606	CLA	CHC-C1C-NC	2.08	127.36	124.20

Continued on next page...

Continued from previous page...

Mol	Chain	Res	Type	Atoms	Z	Observed(^{o})	Ideal(^{o})
36	bD	613	CLA	CAA-C2A-C3A	-2.08	107.08	112.78
36	c1	509	CLA	CAC-C3C-C4C	2.08	127.51	124.81
43	D1	406	BCR	C36-C18-C19	2.08	121.35	118.08
33	mF	201	CYC	CBB-CAB-C3B	-2.08	106.70	112.43
36	CE	504	CLA	O2A-CGA-O1A	-2.08	118.35	123.59
43	CE	519	BCR	C1-C6-C5	-2.08	119.69	122.61
36	cD	506	CLA	CHC-C1C-NC	2.08	127.36	124.20
36	dE	406	CLA	C2D-C1D-ND	-2.08	108.57	110.10
33	eI	201	CYC	CHA-C1A-NA	-2.08	120.25	124.58
33	gH	202	CYC	CAD-C3D-C4D	2.08	129.07	125.76
36	C1	515	CLA	CHC-C4B-NB	2.08	126.46	124.26
36	X1	101	CLA	O2A-CGA-O1A	-2.08	118.35	123.59
33	i2	202	CYC	CHA-C1A-NA	-2.08	120.25	124.58
36	CD	508	CLA	CMB-C2B-C1B	-2.08	122.21	125.37
40	jD	101	LMT	O5'-C1'-C2'	2.08	114.75	110.35
36	B1	607	CLA	CHA-C1A-NA	-2.08	121.64	126.40
36	a1	407	CLA	O2A-CGA-O1A	-2.08	118.35	123.59
33	e8	201	CYC	CHA-C1A-NA	-2.08	120.26	124.58
36	aE	406	CLA	C2A-C1A-CHA	2.08	127.49	123.86
36	cE	514	CLA	C2A-C1A-CHA	2.08	127.49	123.86
43	c1	519	BCR	C31-C1-C6	-2.08	106.93	110.30
37	aD	408	PL9	C42-C43-C44	-2.08	122.66	127.66
36	BD	606	CLA	CHC-C1C-NC	2.08	127.35	124.20
36	bE	608	CLA	CHC-C1C-NC	2.08	127.35	124.20
33	QL	201	CYC	CHB-C1B-NB	-2.08	121.60	126.06
36	B1	614	CLA	O2D-CGD-O1D	-2.08	119.78	123.84
42	a1	412	LHG	O8-C23-O10	-2.08	118.35	123.59
33	4L	201	CYC	C3A-C4A-NA	2.08	114.96	110.53
36	dE	403	CLA	CHB-C1B-NB	2.08	126.45	124.26
44	cE	516	DGD	O5D-C1E-C2E	-2.08	105.06	108.30
36	B1	608	CLA	CHD-C1D-ND	-2.08	122.55	124.45
36	BD	614	CLA	O2D-CGD-O1D	-2.08	119.78	123.84
38	C1	501	SQD	O5-C5-C4	2.07	113.46	109.69
33	mK	201	CYC	CBB-CAB-C3B	-2.07	106.71	112.43
36	CD	503	CLA	C2D-C1D-ND	-2.07	108.58	110.10
33	k9	201	CYC	CAD-C3D-C4D	2.07	129.07	125.76
33	gA	301	CYC	CHA-C1A-NA	-2.07	120.26	124.58
47	ED	101	HEM	CHB-C1B-NB	2.07	126.93	124.37
36	bE	612	CLA	C3A-C2A-C1A	2.07	104.45	101.34
33	IG	201	CYC	C4D-ND-C1D	-2.07	106.09	109.79
36	CE	508	CLA	O2A-CGA-O1A	-2.07	118.36	123.59
42	aD	411	LHG	O8-C23-O10	-2.07	118.36	123.59

Continued on next page...

Continued from previous page...

Mol	Chain	Res	Type	Atoms	Z	Observed(^{o})	Ideal(^{o})
33	iH	202	CYC	CHA-C1A-NA	-2.07	120.26	124.58
33	2L	201	CYC	CAD-C3D-C4D	2.07	129.06	125.76
43	BE	617	BCR	C38-C26-C25	-2.07	122.20	124.53
36	BD	611	CLA	C2A-C1A-CHA	2.07	127.48	123.86
47	f1	101	HEM	CHB-C1B-NB	2.07	126.93	124.37
37	dD	408	PL9	C35-C34-C36	2.07	118.76	115.27
33	gJ	202	CYC	CAD-C3D-C4D	2.07	129.06	125.76
36	CD	515	CLA	CHC-C4B-NB	2.07	126.45	124.26
36	BD	603	CLA	C2A-C1A-CHA	2.07	127.48	123.86
36	aD	406	CLA	C2A-C1A-CHA	2.07	127.48	123.86
39	tE	101	LMG	C7-O1-C1	-2.07	109.69	113.74
36	C1	509	CLA	C3B-C4B-NB	-2.07	108.59	110.52
33	BB	1001	CYC	C1B-CHB-C4A	2.07	133.15	128.08
42	d1	410	LHG	C5-O7-C7	-2.07	112.69	117.79
33	qB	201	CYC	O2A-CGA-CBA	2.07	120.69	114.03
36	B1	603	CLA	O2A-CGA-O1A	-2.07	118.36	123.59
43	c1	519	BCR	C36-C18-C19	2.07	121.34	118.08
33	kC	201	CYC	CAD-C3D-C4D	2.07	129.06	125.76
40	j1	101	LMT	O5'-C1'-C2'	2.07	114.73	110.35
33	B4	1001	CYC	C1B-CHB-C4A	2.07	133.14	128.08
36	XD	101	CLA	O2A-CGA-O1A	-2.07	118.36	123.59
36	cD	504	CLA	CMC-C2C-C1C	-2.07	121.88	125.04
45	DD	401	PHO	C11-C10-C8	2.07	122.61	115.92
36	DD	406	CLA	CHB-C1B-NB	2.07	126.45	124.26
43	cD	519	BCR	C31-C1-C6	-2.07	106.94	110.30
33	e3	201	CYC	CHA-C1A-NA	-2.07	120.27	124.58
33	g9	202	CYC	CHA-C1A-NA	-2.07	120.27	124.58
36	H1	103	CLA	CHC-C4B-NB	-2.07	122.06	124.26
37	d1	408	PL9	C35-C34-C36	2.07	118.75	115.27
36	cE	506	CLA	CHC-C1C-NC	2.07	127.34	124.20
33	nF	202	CYC	CAD-CBD-CGD	-2.07	109.15	113.60
33	4G	201	CYC	C3A-C4A-NA	2.07	114.95	110.53
33	gJ	202	CYC	CHA-C1A-NA	-2.07	120.27	124.58
36	B1	611	CLA	C3A-C2A-C1A	2.07	104.44	101.34
36	bD	606	CLA	C3B-C4B-NB	-2.07	108.59	110.52
39	AE	408	LMG	C4-C3-C2	2.07	114.44	110.82
33	q4	201	CYC	O2A-CGA-CBA	2.07	120.68	114.03
36	CD	508	CLA	O2A-CGA-O1A	-2.07	118.37	123.59
33	z4	201	CYC	C1A-NA-C4A	-2.07	102.61	106.51
36	C1	510	CLA	O1D-CGD-CBD	2.07	128.72	124.48
43	cD	519	BCR	C36-C18-C19	2.07	121.34	118.08
33	c9	201	CYC	CHA-C1A-NA	-2.07	120.27	124.58

Continued on next page...

Continued from previous page...

Mol	Chain	Res	Type	Atoms	Z	Observed(^{o})	Ideal(^{o})
36	BD	603	CLA	O2A-CGA-O1A	-2.07	118.37	123.59
36	BE	602	CLA	O2A-CGA-O1A	-2.07	118.37	123.59
42	DD	410	LHG	C5-O7-C7	-2.07	112.70	117.79
36	BD	603	CLA	CHC-C4B-NB	2.07	126.45	124.26
36	B1	608	CLA	CHC-C4B-NB	2.07	126.45	124.26
38	cE	502	SQD	C1-O5-C5	2.07	117.75	113.69
33	zB	201	CYC	C1A-NA-C4A	-2.07	102.61	106.51
44	h1	104	DGD	C2G-O2G-C1B	-2.07	112.70	117.79
33	i6	202	CYC	CHA-C1A-NA	-2.07	120.27	124.58
43	zE	101	BCR	C30-C25-C24	2.07	121.63	115.78
33	hK	201	CYC	CAA-C2A-C1A	2.07	128.67	125.01
45	d1	402	PHO	C9-C8-C10	2.07	118.78	111.29
36	BE	611	CLA	C2A-C1A-CHA	2.07	127.47	123.86
36	cD	514	CLA	C2A-C1A-CHA	2.07	127.47	123.86
36	bE	607	CLA	CMB-C2B-C3B	2.07	131.59	126.59
36	XE	101	CLA	O2A-CGA-O1A	-2.07	118.38	123.59
36	aD	406	CLA	O2A-CGA-O1A	-2.07	118.38	123.59
47	fE	101	HEM	CHB-C1B-NB	2.07	126.92	124.37
39	t1	101	LMG	C7-O1-C1	-2.07	109.70	113.74
33	eH	201	CYC	CHA-C1A-NA	-2.07	120.28	124.58
43	BD	617	BCR	C38-C26-C25	-2.07	122.21	124.53
44	hD	104	DGD	C1E-O6E-C5E	2.07	117.75	113.69
43	IE	102	BCR	C10-C11-C12	-2.07	116.77	123.22
33	g8	202	CYC	CHA-C1A-NA	-2.07	120.28	124.58
36	C1	508	CLA	CMB-C2B-C1B	-2.07	122.22	125.37
44	hD	104	DGD	C2G-O2G-C1B	-2.07	112.70	117.79
36	C1	508	CLA	C2A-C1A-CHA	2.07	127.47	123.86
36	BD	606	CLA	C3C-C4C-NC	-2.07	108.25	110.57
33	i9	202	CYC	CHA-C1A-NA	-2.07	120.28	124.58
43	bD	616	BCR	C37-C22-C23	2.07	121.33	118.08
36	CE	510	CLA	O1D-CGD-CBD	2.07	128.71	124.48
36	CE	515	CLA	CHB-C1B-NB	2.07	126.44	124.26
40	C1	520	LMT	O1'-C1'-C2'	2.07	111.53	108.30
33	jF	201	CYC	CAA-CBA-CGA	-2.07	109.16	113.60
36	BE	603	CLA	O2A-CGA-O1A	-2.07	118.38	123.59
36	cE	509	CLA	CAC-C3C-C4C	2.07	127.49	124.81
36	CD	512	CLA	CBA-CAA-C2A	2.07	119.96	113.86
33	c5	201	CYC	CHA-C1A-NA	-2.07	120.28	124.58
39	tD	101	LMG	C7-O1-C1	-2.07	109.70	113.74
33	gI	301	CYC	CAD-C3D-C4D	2.07	129.05	125.76
43	I1	102	BCR	C10-C11-C12	-2.07	116.77	123.22
36	BD	602	CLA	O2A-CGA-O1A	-2.07	118.38	123.59

Continued on next page...

Continued from previous page...

Mol	Chain	Res	Type	Atoms	Z	Observed(^{o})	Ideal(^{o})
33	6G	201	CYC	CHB-C4A-C3A	2.06	130.21	124.90
43	cE	519	BCR	C31-C1-C6	-2.06	106.95	110.30
33	g6	202	CYC	CHA-C1A-NA	-2.06	120.28	124.58
36	aE	404	CLA	CMB-C2B-C3B	2.06	131.59	126.59
33	e6	201	CYC	CHA-C1A-NA	-2.06	120.28	124.58
43	zD	101	BCR	C30-C25-C24	2.06	121.62	115.78
36	b1	605	CLA	O2A-CGA-O1A	-2.06	118.38	123.59
33	GL	201	CYC	CBD-CAD-C3D	-2.06	106.89	112.63
37	dE	408	PL9	C35-C34-C36	2.06	118.74	115.27
43	bE	616	BCR	C37-C22-C23	2.06	121.33	118.08
33	7L	201	CYC	CAC-C3C-C4C	-2.06	107.38	112.67
36	CE	512	CLA	CBA-CAA-C2A	2.06	119.95	113.86
33	e9	201	CYC	CHA-C1A-NA	-2.06	120.28	124.58
33	gC	301	CYC	CHA-C1A-NA	-2.06	120.28	124.58
36	HD	103	CLA	CHC-C4B-NB	-2.06	122.07	124.26
36	CD	510	CLA	O1D-CGD-CBD	2.06	128.71	124.48
36	a1	407	CLA	C2A-C1A-CHA	2.06	127.47	123.86
39	A1	408	LMG	O6-C5-C6	2.06	111.56	106.44
33	VB	201	CYC	CHD-C1D-C2D	2.06	132.55	127.49
33	gH	202	CYC	CHA-C1A-NA	-2.06	120.29	124.58
33	dK	201	CYC	CAA-C2A-C1A	2.06	128.66	125.01
36	CE	503	CLA	CHB-C1B-NB	2.06	126.44	124.26
36	B1	612	CLA	C16-C15-C13	-2.06	109.25	115.92
36	dE	406	CLA	O1D-CGD-CBD	2.06	128.70	124.48
37	A1	406	PL9	C25-C24-C23	-2.06	118.39	123.68
36	bD	603	CLA	CAC-C3C-C4C	2.06	127.48	124.81
36	C1	508	CLA	C4D-CHA-C1A	2.06	123.76	121.25
33	e7	201	CYC	CHA-C1A-NA	-2.06	120.29	124.58
43	d1	407	BCR	C36-C18-C19	2.06	121.33	118.08
47	EE	101	HEM	CHB-C1B-NB	2.06	126.92	124.37
33	nK	202	CYC	CAD-CBD-CGD	-2.06	109.17	113.60
47	v1	201	HEM	C1C-CHC-C4B	-2.06	121.61	126.06
33	e5	201	CYC	CHA-C1A-NA	-2.06	120.29	124.58
33	cI	201	CYC	CHA-C1A-NA	-2.06	120.29	124.58
36	CE	515	CLA	CHC-C4B-NB	2.06	126.44	124.26
36	cD	504	CLA	CHC-C1C-NC	2.06	127.33	124.20
36	bD	605	CLA	C2A-C1A-CHA	2.06	127.46	123.86
39	T1	101	LMG	C7-O1-C1	-2.06	109.71	113.74
36	b1	607	CLA	CMB-C2B-C3B	2.06	131.58	126.59
33	c6	201	CYC	CHA-C1A-NA	-2.06	120.29	124.58
33	6L	201	CYC	CHB-C4A-C3A	2.06	130.20	124.90
33	i3	202	CYC	CHA-C1A-NA	-2.06	120.29	124.58

Continued on next page...

Continued from previous page...

Mol	Chain	Res	Type	Atoms	Z	Observed(^{o})	Ideal(^{o})
33	RB	201	CYC	OB-C4B-C3B	-2.06	125.81	128.04
33	g5	202	CYC	CHA-C1A-NA	-2.06	120.29	124.58
36	C1	508	CLA	O2A-CGA-O1A	-2.06	118.39	123.59
36	aE	406	CLA	O2A-CGA-O1A	-2.06	118.39	123.59
36	B1	612	CLA	CAA-C2A-C3A	-2.06	107.14	112.78
43	ID	102	BCR	C10-C11-C12	-2.06	116.79	123.22
36	B1	602	CLA	O2A-CGA-O1A	-2.06	118.39	123.59
36	C1	512	CLA	CBA-CAA-C2A	2.06	119.94	113.86
39	TD	101	LMG	C7-O1-C1	-2.06	109.72	113.74
43	DD	407	BCR	C36-C18-C19	2.06	121.32	118.08
33	g7	202	CYC	CHA-C1A-NA	-2.06	120.29	124.58
33	c8	201	CYC	CHA-C1A-NA	-2.06	120.29	124.58
33	cH	201	CYC	CHA-C1A-NA	-2.06	120.29	124.58
33	7G	201	CYC	CAC-C3C-C4C	-2.06	107.39	112.67
37	DE	408	PL9	C35-C34-C36	2.06	118.73	115.27
36	BE	612	CLA	C16-C15-C13	-2.06	109.27	115.92
47	vE	201	HEM	C1C-CHC-C4B	-2.06	121.62	126.06
45	aE	412	PHO	C7-C6-C5	-2.06	107.77	113.36
36	A1	405	CLA	CMB-C2B-C1B	-2.06	122.23	125.37
39	a1	410	LMG	C4-C3-C2	2.06	114.42	110.82
33	nK	202	CYC	C1A-C2A-C3A	-2.06	104.51	106.78
38	LE	102	SQD	O47-C7-O49	-2.06	118.73	123.70
33	PG	201	CYC	CHD-C4C-NC	2.06	127.65	125.20
33	g7	202	CYC	CAD-C3D-C4D	2.06	129.04	125.76
45	aD	412	PHO	C11-C12-C13	2.06	122.57	115.92
33	cA	201	CYC	CHA-C1A-NA	-2.06	120.30	124.58
36	cE	504	CLA	CMC-C2C-C1C	-2.06	121.91	125.04
36	b1	605	CLA	CHC-C4B-NB	2.06	126.43	124.26
43	b1	616	BCR	C37-C22-C23	2.06	121.32	118.08
33	kI	201	CYC	CHA-C1A-NA	-2.06	120.30	124.58
36	c1	512	CLA	O2D-CGD-O1D	-2.06	119.82	123.84
36	CD	508	CLA	C2A-C1A-CHA	2.06	127.45	123.86
36	bD	607	CLA	CMB-C2B-C3B	2.06	131.57	126.59
39	AD	408	LMG	O6-C5-C6	2.06	111.55	106.44
33	ZB	201	CYC	C1A-C2A-C3A	-2.06	104.51	106.78
36	b1	603	CLA	CAC-C3C-C4C	2.06	127.48	124.81
37	AE	406	PL9	C25-C24-C23	-2.06	118.41	123.68
33	e2	201	CYC	CHA-C1A-NA	-2.06	120.30	124.58
33	g3	202	CYC	CHA-C1A-NA	-2.06	120.30	124.58
33	OB	201	CYC	C4D-ND-C1D	-2.06	106.12	109.79
36	c1	505	CLA	CHC-C1C-NC	2.06	127.32	124.20
33	c7	201	CYC	CHA-C1A-NA	-2.05	120.30	124.58

Continued on next page...

Continued from previous page...

Mol	Chain	Res	Type	Atoms	Z	Observed(^{o})	Ideal(^{o})
33	iA	202	CYC	CHA-C1A-NA	-2.05	120.30	124.58
33	cC	201	CYC	CHA-C1A-NA	-2.05	120.30	124.58
33	eC	201	CYC	CHA-C1A-NA	-2.05	120.30	124.58
36	BD	612	CLA	C16-C15-C13	-2.05	109.28	115.92
40	B1	620	LMT	O1'-C1'-C2'	2.05	111.51	108.30
47	v1	201	HEM	C4A-NA-C1A	2.05	107.36	105.35
36	B1	611	CLA	O2A-CGA-O1A	-2.05	118.41	123.59
36	C1	504	CLA	O2A-CGA-O1A	-2.05	118.41	123.59
33	eJ	201	CYC	CHA-C1A-NA	-2.05	120.30	124.58
40	cE	501	LMT	O1'-C1'-C2'	2.05	111.51	108.30
36	cE	513	CLA	O2D-CGD-O1D	-2.05	119.82	123.84
33	VG	201	CYC	CBB-CAB-C3B	-2.05	106.77	112.43
36	BE	603	CLA	C2A-C1A-CHA	2.05	127.45	123.86
36	BD	611	CLA	C3A-C2A-C1A	2.05	104.42	101.34
33	hF	201	CYC	CAA-C2A-C1A	2.05	128.64	125.01
36	XD	101	CLA	CHC-C4B-NB	2.05	126.43	124.26
36	a1	406	CLA	CHC-C4B-NB	2.05	126.43	124.26
36	C1	508	CLA	CHA-C1A-NA	-2.05	121.69	126.40
36	BD	608	CLA	CHD-C1D-ND	-2.05	122.57	124.45
36	dD	403	CLA	CHD-C1D-ND	-2.05	122.57	124.45
36	CD	504	CLA	O2A-CGA-O1A	-2.05	118.41	123.59
36	b1	612	CLA	C3A-C2A-C1A	2.05	104.41	101.34
40	cD	501	LMT	O1'-C1'-C2'	2.05	111.51	108.30
33	iJ	202	CYC	CHA-C1A-NA	-2.05	120.31	124.58
40	CD	521	LMT	O1'-C1'-C2'	2.05	111.51	108.30
33	c2	201	CYC	CHA-C1A-NA	-2.05	120.31	124.58
37	AD	406	PL9	C25-C24-C23	-2.05	118.41	123.68
36	b1	605	CLA	C2A-C1A-CHA	2.05	127.45	123.86
33	V4	201	CYC	CHD-C1D-C2D	2.05	132.53	127.49
43	BE	616	BCR	C33-C5-C6	-2.05	122.22	124.53
36	cD	508	CLA	C2D-C1D-ND	-2.05	108.59	110.10
33	i5	202	CYC	CHA-C1A-NA	-2.05	120.31	124.58
33	OL	201	CYC	CHD-C1D-ND	-2.05	120.62	125.32
44	hE	104	DGD	C2G-O2G-C1B	-2.05	112.74	117.79
36	BE	603	CLA	CHC-C4B-NB	2.05	126.43	124.26
33	3F	101	CYC	CAD-CBD-CGD	-2.05	109.19	113.60
39	AE	408	LMG	O6-C5-C6	2.05	111.53	106.44
36	bD	608	CLA	O2A-CGA-O1A	-2.05	118.42	123.59
33	BB	1001	CYC	CHA-C1A-C2A	-2.05	120.58	125.32
36	bE	610	CLA	C2D-C1D-ND	-2.05	108.59	110.10
37	DD	408	PL9	C35-C34-C36	2.05	118.72	115.27
33	jK	201	CYC	CAA-CBA-CGA	-2.05	109.19	113.60

Continued on next page...

Continued from previous page...

Mol	Chain	Res	Type	Atoms	Z	Observed(^{o})	Ideal(^{o})
33	QG	201	CYC	CHB-C1B-NB	-2.05	121.66	126.06
36	bE	612	CLA	C3C-C4C-NC	-2.05	108.27	110.57
36	x1	101	CLA	CHC-C4B-NB	2.05	126.43	124.26
36	BD	612	CLA	CAA-C2A-C3A	-2.05	107.17	112.78
33	c3	201	CYC	CHA-C1A-NA	-2.05	120.31	124.58
36	H1	101	CLA	C1D-ND-C4D	2.05	107.79	106.33
47	VE	201	HEM	C4A-NA-C1A	2.05	107.36	105.35
36	bD	612	CLA	C2A-C1A-CHA	2.05	127.44	123.86
33	O4	201	CYC	C4D-ND-C1D	-2.05	106.14	109.79
36	BE	611	CLA	C3A-C2A-C1A	2.05	104.41	101.34
43	Z1	101	BCR	C23-C22-C21	2.05	122.08	118.94
33	eA	201	CYC	CHA-C1A-NA	-2.05	120.31	124.58
36	BE	611	CLA	O2A-CGA-O1A	-2.05	118.42	123.59
36	bE	608	CLA	O2A-CGA-O1A	-2.05	118.42	123.59
38	cD	502	SQD	C1-O5-C5	2.05	117.71	113.69
36	BE	610	CLA	CHC-C4B-NB	2.05	126.42	124.26
36	d1	403	CLA	CHB-C1B-NB	2.05	126.42	124.26
36	bD	610	CLA	C2D-C1D-ND	-2.05	108.59	110.10
43	z1	101	BCR	C30-C25-C24	2.05	121.57	115.78
44	hE	104	DGD	C1E-O6E-C5E	2.05	117.71	113.69
36	BE	612	CLA	CAA-C2A-C3A	-2.05	107.17	112.78
33	RB	201	CYC	C2C-C1C-NC	2.05	110.04	108.27
33	YF	201	CYC	CAA-C2A-C1A	2.05	128.63	125.01
36	bE	603	CLA	CAC-C3C-C4C	2.05	127.47	124.81
36	dD	403	CLA	CHB-C1B-NB	2.05	126.42	124.26
33	Z4	201	CYC	C1A-C2A-C3A	-2.05	104.52	106.78
39	C1	502	LMG	O8-C28-C29	2.05	118.33	111.91
33	3K	101	CYC	CAD-CBD-CGD	-2.05	109.20	113.60
36	bE	613	CLA	C16-C15-C13	-2.05	109.31	115.92
33	k3	201	CYC	CHA-C1A-NA	-2.05	120.32	124.58
39	aE	409	LMG	C4-C3-C2	2.05	114.39	110.82
39	TE	101	LMG	C7-O1-C1	-2.05	109.74	113.74
33	k8	201	CYC	CHA-C1A-NA	-2.05	120.32	124.58
36	C1	510	CLA	CHC-C4B-NB	2.05	126.42	124.26
36	CE	507	CLA	CAA-CBA-CGA	2.05	119.23	113.25
33	kC	201	CYC	CHA-C1A-NA	-2.04	120.32	124.58
33	5L	201	CYC	CBB-CAB-C3B	-2.04	106.79	112.43
33	9K	201	CYC	CHA-C4D-C3D	-2.04	122.54	127.15
36	a1	407	CLA	CHD-C1D-ND	-2.04	122.58	124.45
36	cD	508	CLA	CHA-C4D-ND	2.04	136.78	132.50
39	CD	502	LMG	O8-C28-C29	2.04	118.32	111.91
43	CD	519	BCR	C1-C6-C5	-2.04	119.73	122.61

Continued on next page...

Continued from previous page...

Mol	Chain	Res	Type	Atoms	Z	Observed(^{o})	Ideal(^{o})
33	W4	201	CYC	CMD-C2D-C3D	-2.04	121.18	125.61
36	CD	508	CLA	CHA-C1A-NA	-2.04	121.72	126.40
43	DE	407	BCR	C36-C18-C19	2.04	121.30	118.08
36	cE	508	CLA	CHA-C4D-ND	2.04	136.78	132.50
36	AE	405	CLA	CHC-C4B-NB	2.04	126.42	124.26
33	Y4	201	CYC	CBB-CAB-C3B	-2.04	106.80	112.43
36	bD	613	CLA	C16-C15-C13	-2.04	109.31	115.92
33	jK	201	CYC	C1A-C2A-C3A	-2.04	104.52	106.78
33	9F	201	CYC	CHA-C4D-C3D	-2.04	122.54	127.15
33	5G	201	CYC	CBB-CAB-C3B	-2.04	106.80	112.43
33	kH	201	CYC	CHA-C1A-NA	-2.04	120.33	124.58
36	c1	507	CLA	C2A-C1A-CHA	2.04	127.43	123.86
36	b1	611	CLA	CAA-C2A-C3A	-2.04	107.18	112.78
36	aD	405	CLA	C3B-C4B-NB	-2.04	108.62	110.52
36	B1	607	CLA	C1D-ND-C4D	2.04	107.79	106.33
38	L1	101	SQD	O47-C7-O49	-2.04	118.77	123.70
33	Q4	201	CYC	C4D-ND-C1D	-2.04	106.15	109.79
47	vD	201	HEM	C4A-NA-C1A	2.04	107.35	105.35
47	vD	201	HEM	C1C-CHC-C4B	-2.04	121.65	126.06
36	xE	101	CLA	O2A-CGA-O1A	-2.04	118.44	123.59
39	CE	502	LMG	O8-C28-C29	2.04	118.32	111.91
38	LD	102	SQD	O47-C7-O49	-2.04	118.77	123.70
33	kA	201	CYC	CHA-C1A-NA	-2.04	120.33	124.58
36	AD	405	CLA	CHC-C4B-NB	2.04	126.42	124.26
33	VL	201	CYC	CBB-CAB-C3B	-2.04	106.80	112.43
36	bE	612	CLA	C2A-C1A-CHA	2.04	127.43	123.86
36	b1	613	CLA	C16-C15-C13	-2.04	109.32	115.92
43	ZD	101	BCR	C30-C25-C24	2.04	121.55	115.78
33	WB	201	CYC	CMD-C2D-C3D	-2.04	121.19	125.61
38	C1	501	SQD	C4-C3-C2	2.04	114.39	110.82
43	B1	616	BCR	C33-C5-C6	-2.04	122.24	124.53
33	k6	201	CYC	CHA-C1A-NA	-2.04	120.33	124.58
36	BD	611	CLA	O2A-CGA-O1A	-2.04	118.44	123.59
33	r4	201	CYC	C4A-C3A-C2A	-2.04	104.17	106.51
37	D1	407	PL9	C35-C34-C36	2.04	118.70	115.27
33	cJ	201	CYC	CHA-C1A-NA	-2.04	120.33	124.58
36	b1	608	CLA	O2A-CGA-O1A	-2.04	118.44	123.59
36	c1	508	CLA	CHA-C4D-ND	2.04	136.76	132.50
43	BD	616	BCR	C33-C5-C6	-2.04	122.24	124.53
36	CD	506	CLA	C2B-C1B-NB	2.04	111.60	110.23
36	cE	504	CLA	CHC-C1C-NC	2.04	127.30	124.20
39	aD	409	LMG	C4-C3-C2	2.04	114.38	110.82

Continued on next page...

Continued from previous page...

Mol	Chain	Res	Type	Atoms	Z	Observed(^{o})	Ideal(^{o})
36	CD	515	CLA	CHB-C1B-NB	2.04	126.42	124.26
40	D1	411	LMT	C3'-C4'-C5'	-2.04	106.25	110.93
45	dE	402	PHO	O2D-CGD-O1D	-2.04	119.85	123.84
38	CD	501	SQD	C4-C3-C2	2.04	114.38	110.82
38	L1	102	SQD	O47-C7-O49	-2.04	118.78	123.70
36	C1	507	CLA	CAA-CBA-CGA	2.04	119.21	113.25
36	bE	605	CLA	C2A-C1A-CHA	2.04	127.42	123.86
36	B1	610	CLA	CHC-C4B-NB	2.04	126.41	124.26
36	b1	612	CLA	O2A-CGA-O1A	-2.04	118.45	123.59
36	xD	101	CLA	O2A-CGA-O1A	-2.04	118.45	123.59
36	BD	610	CLA	CAA-C2A-C3A	-2.04	107.20	112.78
36	b1	612	CLA	C2A-C1A-CHA	2.04	127.42	123.86
33	QB	201	CYC	C4D-ND-C1D	-2.04	106.16	109.79
43	kD	102	BCR	C38-C26-C25	-2.04	122.24	124.53
36	bD	611	CLA	CAA-C2A-C3A	-2.04	107.20	112.78
38	CE	501	SQD	C4-C3-C2	2.04	114.38	110.82
36	CD	507	CLA	CAA-CBA-CGA	2.04	119.20	113.25
39	D1	410	LMG	O8-C28-O10	-2.04	118.45	123.59
40	DE	404	LMT	C3'-C4'-C5'	-2.04	106.61	110.24
40	bE	621	LMT	O1'-C1'-C2'	2.04	111.48	108.30
33	zB	201	CYC	CBC-CAC-C3C	-2.04	108.94	113.47
33	rB	201	CYC	C4A-C3A-C2A	-2.04	104.17	106.51
36	CE	508	CLA	CHA-C1A-NA	-2.04	121.74	126.40
47	vE	201	HEM	C4A-NA-C1A	2.04	107.34	105.35
36	CE	509	CLA	C3B-C4B-NB	-2.04	108.63	110.52
36	aD	406	CLA	CHD-C1D-ND	-2.03	122.58	124.45
38	c1	501	SQD	C1-O5-C5	2.03	117.68	113.69
36	A1	405	CLA	CMB-C2B-C3B	2.03	131.52	126.59
33	IF	201	CYC	O2A-CGA-CBA	2.03	120.57	114.03
33	k7	201	CYC	CHA-C1A-NA	-2.03	120.34	124.58
36	bD	612	CLA	O2A-CGA-O1A	-2.03	118.46	123.59
36	cD	512	CLA	O2D-CGD-O1D	-2.03	119.86	123.84
36	BE	604	CLA	CHC-C1C-NC	2.03	127.29	124.20
36	CD	509	CLA	C3B-C4B-NB	-2.03	108.63	110.52
43	Z1	101	BCR	C30-C25-C24	2.03	121.53	115.78
47	fD	101	HEM	CHB-C1B-NB	2.03	126.88	124.37
36	b1	611	CLA	CHC-C4B-NB	2.03	126.41	124.26
43	dE	407	BCR	C36-C18-C19	2.03	121.28	118.08
36	aD	405	CLA	O2A-CGA-O1A	-2.03	118.46	123.59
33	NG	201	CYC	CAD-CBD-CGD	-2.03	109.23	113.60
40	dD	404	LMT	C4'-C3'-C2'	2.03	114.37	110.82
36	b1	603	CLA	CHB-C1B-NB	2.03	126.41	124.26

Continued on next page...

Continued from previous page...

Mol	Chain	Res	Type	Atoms	Z	Observed(^{o})	Ideal(^{o})
36	b1	606	CLA	CHC-C1C-NC	2.03	127.29	124.20
36	BE	607	CLA	CHA-C4D-ND	2.03	136.75	132.50
33	B4	1001	CYC	CHA-C1A-C2A	-2.03	120.62	125.32
36	BD	607	CLA	C1D-ND-C4D	2.03	107.78	106.33
33	OG	201	CYC	CHD-C1D-ND	-2.03	120.66	125.32
36	BE	610	CLA	CAA-C2A-C3A	-2.03	107.21	112.78
33	TB	201	CYC	C2C-C1C-NC	2.03	110.03	108.27
43	X1	102	BCR	C36-C18-C17	-2.03	120.08	122.92
33	NL	201	CYC	CAD-CBD-CGD	-2.03	109.23	113.60
36	BD	605	CLA	CMB-C2B-C3B	2.03	131.51	126.59
40	dE	412	LMT	C3'-C4'-C5'	-2.03	106.27	110.93
36	bD	614	CLA	O2D-CGD-CBD	2.03	114.88	111.27
33	WG	201	CYC	CMB-C2B-C1B	2.03	126.70	124.17
39	DE	411	LMG	O8-C28-O10	-2.03	118.47	123.59
33	QB	201	CYC	CHD-C4C-NC	2.03	127.62	125.20
45	aE	412	PHO	CMC-C2C-C1C	2.03	128.56	124.73
38	LD	101	SQD	O47-C7-O49	-2.03	118.80	123.70
36	xD	101	CLA	CHC-C4B-NB	2.03	126.41	124.26
38	CE	501	SQD	O48-C23-O10	-2.03	118.47	123.59
33	YK	201	CYC	CAA-C2A-C1A	2.03	128.60	125.01
36	b1	609	CLA	C1D-ND-C4D	2.03	107.78	106.33
33	IK	201	CYC	O2A-CGA-CBA	2.03	120.55	114.03
33	B4	1001	CYC	CBC-CAC-C3C	2.03	117.99	113.47
36	hE	101	CLA	C3B-C2B-C1B	2.03	109.61	107.16
36	aE	406	CLA	O2D-CGD-CBD	2.03	114.87	111.27
43	ZE	101	BCR	C30-C25-C24	2.03	121.52	115.78
36	bE	611	CLA	CAA-C2A-C3A	-2.03	107.22	112.78
36	BE	607	CLA	C1D-ND-C4D	2.03	107.78	106.33
33	YB	201	CYC	CBB-CAB-C3B	-2.03	106.84	112.43
33	k5	201	CYC	CHA-C1A-NA	-2.03	120.36	124.58
33	kJ	201	CYC	CHA-C1A-NA	-2.03	120.36	124.58
40	d1	412	LMT	C3'-C4'-C5'	-2.03	106.28	110.93
40	dE	404	LMT	C4'-C3'-C2'	2.03	114.36	110.82
33	jF	201	CYC	C1A-C2A-C3A	-2.03	104.54	106.78
33	g2	202	CYC	CHA-C1A-NA	-2.03	120.36	124.58
36	a1	406	CLA	O2A-CGA-O1A	-2.03	118.47	123.59
39	DD	411	LMG	O8-C28-O10	-2.03	118.48	123.59
36	a1	406	CLA	C3B-C4B-NB	-2.03	108.64	110.52
47	f1	101	HEM	O2A-CGA-CBA	2.03	120.54	114.03
36	BD	604	CLA	CHC-C1C-NC	2.03	127.28	124.20
36	CD	503	CLA	CHB-C1B-NB	2.03	126.40	124.26
33	k2	201	CYC	CHA-C1A-NA	-2.03	120.36	124.58

Continued on next page...

Continued from previous page...

Mol	Chain	Res	Type	Atoms	Z	Observed(^{o})	Ideal(^{o})
36	BD	609	CLA	C2D-C1D-ND	-2.03	108.61	110.10
47	VD	201	HEM	C1C-CHC-C4B	-2.03	121.69	126.06
36	x1	101	CLA	O2A-CGA-O1A	-2.03	118.48	123.59
47	E1	101	HEM	CHB-C1B-NB	2.03	126.87	124.37
47	fE	101	HEM	O2A-CGA-CBA	2.03	120.54	114.03
36	CE	508	CLA	C2A-C1A-CHA	2.03	127.40	123.86
33	sB	201	CYC	CAC-C3C-C2C	2.03	119.32	114.26
37	D1	407	PL9	C12-C11-C9	-2.03	106.31	112.98
33	u4	201	CYC	C4D-C3D-C2D	-2.03	105.23	107.62
38	C1	501	SQD	O48-C23-O10	-2.03	118.48	123.59
47	V1	201	HEM	C1C-CHC-C4B	-2.03	121.69	126.06
43	I1	102	BCR	C40-C30-C25	-2.03	107.01	110.30
36	CD	510	CLA	CHC-C4B-NB	2.03	126.40	124.26
33	k9	201	CYC	CHA-C1A-NA	-2.03	120.36	124.58
36	b1	612	CLA	C3C-C4C-NC	-2.02	108.30	110.57
37	dE	408	PL9	C12-C11-C9	-2.02	106.32	112.98
33	B4	1002	CYC	CBD-CAD-C3D	-2.02	107.00	112.63
36	c1	502	CLA	C11-C12-C13	-2.02	109.37	115.92
36	B1	609	CLA	C2D-C1D-ND	-2.02	108.61	110.10
43	C1	519	BCR	C1-C6-C5	-2.02	119.76	122.61
47	VE	201	HEM	C1C-CHC-C4B	-2.02	121.69	126.06
36	B1	610	CLA	CAA-C2A-C3A	-2.02	107.23	112.78
33	SG	201	CYC	C4D-ND-C1D	-2.02	106.18	109.79
33	rB	201	CYC	C4D-ND-C1D	-2.02	106.18	109.79
33	WB	201	CYC	CAC-C3C-C2C	2.02	119.32	114.26
36	A1	405	CLA	CHC-C4B-NB	2.02	126.40	124.26
36	C1	503	CLA	CHB-C1B-NB	2.02	126.40	124.26
36	a1	407	CLA	O2D-CGD-CBD	2.02	114.86	111.27
33	W4	201	CYC	CAC-C3C-C2C	2.02	119.32	114.26
36	AE	405	CLA	CMB-C2B-C3B	2.02	131.49	126.59
36	BD	607	CLA	CHA-C4D-ND	2.02	136.73	132.50
36	aE	405	CLA	O2A-CGA-O1A	-2.02	118.48	123.59
36	hD	101	CLA	CHC-C4B-NB	-2.02	122.11	124.26
36	BD	610	CLA	CHC-C4B-NB	2.02	126.40	124.26
36	CE	510	CLA	CHC-C4B-NB	2.02	126.40	124.26
36	C1	515	CLA	CHB-C1B-NB	2.02	126.40	124.26
37	dE	408	PL9	C37-C36-C34	-2.02	106.32	112.98
36	bE	612	CLA	O2A-CGA-O1A	-2.02	118.49	123.59
36	DD	406	CLA	CMA-C3A-C2A	-2.02	105.67	113.83
37	dD	408	PL9	C12-C11-C9	-2.02	106.32	112.98
33	KG	201	CYC	CAC-C3C-C4C	-2.02	107.48	112.67
36	D1	405	CLA	CMA-C3A-C2A	-2.02	105.67	113.83

Continued on next page...

Continued from previous page...

Mol	Chain	Res	Type	Atoms	Z	Observed(^{o})	Ideal(^{o})
37	DE	408	PL9	C37-C36-C34	-2.02	106.32	112.98
37	d1	408	PL9	C37-C36-C34	-2.02	106.32	112.98
36	BD	601	CLA	CHB-C1B-NB	2.02	126.40	124.26
36	bD	606	CLA	CHC-C1C-NC	2.02	127.27	124.20
36	CD	508	CLA	C4D-CHA-C1A	2.02	123.71	121.25
43	ZD	101	BCR	C23-C22-C21	2.02	122.04	118.94
36	b1	614	CLA	O2D-CGD-CBD	2.02	114.86	111.27
33	r4	201	CYC	CHD-C4C-NC	2.02	127.61	125.20
33	IF	201	CYC	CBC-CAC-C3C	2.02	117.97	113.47
33	IK	201	CYC	CHA-C4D-ND	-2.02	120.69	125.32
36	h1	101	CLA	CHC-C4B-NB	-2.02	122.12	124.26
36	xE	101	CLA	CHC-C4B-NB	2.02	126.40	124.26
36	bD	612	CLA	C3C-C4C-NC	-2.02	108.30	110.57
36	aD	406	CLA	O2D-CGD-CBD	2.02	114.86	111.27
33	VB	201	CYC	CAD-CBD-CGD	-2.02	109.25	113.60
36	bD	609	CLA	CHA-C4D-ND	2.02	136.73	132.50
36	B1	605	CLA	CMB-C2B-C3B	2.02	131.48	126.59
36	hD	101	CLA	C3B-C2B-C1B	2.02	109.60	107.16
37	dD	408	PL9	C37-C36-C34	-2.02	106.33	112.98
36	BE	609	CLA	C2D-C1D-ND	-2.02	108.61	110.10
33	Q4	201	CYC	CHD-C4C-NC	2.02	127.61	125.20
36	bD	609	CLA	C1D-ND-C4D	2.02	107.77	106.33
36	BE	605	CLA	O2A-CGA-O1A	-2.02	118.49	123.59
40	DD	404	LMT	C3'-C4'-C5'	-2.02	106.64	110.24
33	BB	1001	CYC	CBC-CAC-C3C	2.02	117.96	113.47
33	IK	201	CYC	CBC-CAC-C3C	2.02	117.96	113.47
43	kE	102	BCR	C38-C26-C25	-2.02	122.26	124.53
38	LE	101	SQD	O47-C7-O49	-2.02	118.82	123.70
36	bE	607	CLA	O2A-CGA-O1A	-2.02	118.50	123.59
36	hE	101	CLA	C4B-CHC-C1C	-2.02	121.55	126.34
40	dD	412	LMT	C3'-C4'-C5'	-2.02	106.30	110.93
36	DE	406	CLA	CMA-C3A-C2A	-2.02	105.68	113.83
36	b1	609	CLA	CHA-C4D-ND	2.02	136.72	132.50
37	d1	408	PL9	C12-C11-C9	-2.02	106.33	112.98
40	DD	412	LMT	C3'-C4'-C5'	-2.02	106.30	110.93
33	gI	301	CYC	OB-C4B-NB	-2.02	120.39	125.08
36	cE	512	CLA	O2D-CGD-O1D	-2.02	119.89	123.84
36	hE	101	CLA	CHC-C4B-NB	-2.02	122.12	124.26
36	hD	102	CLA	C1D-ND-C4D	2.02	107.77	106.33
45	DD	401	PHO	C14-C13-C12	2.02	118.60	111.29
36	BE	605	CLA	CMB-C2B-C3B	2.02	131.48	126.59
43	XD	102	BCR	C36-C18-C17	-2.02	120.10	122.92

Continued on next page...

Continued from previous page...

Mol	Chain	Res	Type	Atoms	Z	Observed(^{o})	Ideal(^{o})
39	CD	522	LMG	O8-C28-O10	-2.02	118.50	123.59
33	S4	201	CYC	C2C-C1C-NC	2.02	110.01	108.27
36	hE	102	CLA	C1D-ND-C4D	2.02	107.77	106.33
39	B1	618	LMG	C8-O7-C10	-2.02	112.83	117.79
36	B1	613	CLA	O2D-CGD-CBD	2.02	114.85	111.27
37	DD	408	PL9	C12-C11-C9	-2.02	106.34	112.98
36	cD	507	CLA	C2A-C1A-CHA	2.02	127.39	123.86
36	cE	508	CLA	C2D-C1D-ND	-2.02	108.62	110.10
39	d1	411	LMG	O8-C28-O10	-2.02	118.50	123.59
39	dD	411	LMG	O8-C28-O10	-2.02	118.50	123.59
36	BE	610	CLA	O2A-CGA-O1A	-2.02	118.50	123.59
45	DD	401	PHO	O1D-CGD-CBD	-2.02	121.38	124.74
47	E1	101	HEM	O2A-CGA-CBA	2.02	120.50	114.03
36	AE	405	CLA	CMB-C2B-C1B	-2.02	122.30	125.37
37	DE	408	PL9	C12-C11-C9	-2.01	106.35	112.98
36	b1	607	CLA	O2A-CGA-O1A	-2.01	118.51	123.59
43	ID	102	BCR	C40-C30-C25	-2.01	107.03	110.30
47	fD	101	HEM	O2A-CGA-CBA	2.01	120.50	114.03
36	cE	507	CLA	C2A-C1A-CHA	2.01	127.38	123.86
40	DE	412	LMT	C3'-C4'-C5'	-2.01	106.31	110.93
33	Z4	201	CYC	C1B-CHB-C4A	-2.01	123.16	128.08
36	BD	610	CLA	O2A-CGA-O1A	-2.01	118.51	123.59
33	r4	201	CYC	C4D-ND-C1D	-2.01	106.20	109.79
43	ZE	101	BCR	C23-C22-C21	2.01	122.03	118.94
36	c1	513	CLA	C2A-C1A-CHA	2.01	127.38	123.86
36	bE	614	CLA	O2D-CGD-CBD	2.01	114.85	111.27
36	BD	605	CLA	O2A-CGA-O1A	-2.01	118.51	123.59
39	dE	411	LMG	O8-C28-O10	-2.01	118.51	123.59
36	cE	513	CLA	C2A-C1A-CHA	2.01	127.38	123.86
36	B1	607	CLA	CHA-C4D-ND	2.01	136.71	132.50
43	bE	617	BCR	C33-C5-C6	-2.01	122.27	124.53
33	g2	202	CYC	OB-C4B-NB	-2.01	120.40	125.08
33	2G	201	CYC	CAC-C3C-C4C	2.01	117.84	112.67
36	B1	610	CLA	O2A-CGA-O1A	-2.01	118.51	123.59
36	CD	513	CLA	CHD-C1D-ND	-2.01	122.60	124.45
36	BE	608	CLA	CHD-C1D-ND	-2.01	122.60	124.45
33	KL	201	CYC	CAC-C3C-C4C	-2.01	107.50	112.67
36	HE	101	CLA	C1D-ND-C4D	2.01	107.77	106.33
33	g6	202	CYC	OB-C4B-NB	-2.01	120.40	125.08
43	CD	520	BCR	C38-C26-C25	-2.01	122.27	124.53
36	bE	609	CLA	CHA-C4D-ND	2.01	136.71	132.50
36	BD	608	CLA	CHB-C1B-NB	2.01	126.39	124.26

Continued on next page...

Continued from previous page...

Mol	Chain	Res	Type	Atoms	Z	Observed(^{o})	Ideal(^{o})
36	B1	601	CLA	CHB-C1B-NB	2.01	126.39	124.26
36	B1	608	CLA	CHB-C1B-NB	2.01	126.39	124.26
37	DD	408	PL9	C37-C36-C34	-2.01	106.36	112.98
36	cD	503	CLA	C11-C12-C13	-2.01	109.42	115.92
43	Z1	102	BCR	C38-C26-C25	-2.01	122.27	124.53
43	bD	617	BCR	C33-C5-C6	-2.01	122.27	124.53
43	dD	407	BCR	C36-C18-C19	2.01	121.25	118.08
36	cE	503	CLA	C11-C12-C13	-2.01	109.42	115.92
43	c1	515	BCR	C1-C6-C7	2.01	121.47	115.78
33	s4	201	CYC	CAC-C3C-C2C	2.01	119.28	114.26
33	v4	201	CYC	CMD-C2D-C3D	-2.01	121.25	125.61
33	QL	201	CYC	CHA-C4D-ND	-2.01	120.71	125.32
33	IK	201	CYC	C4D-ND-C1D	-2.01	106.20	109.79
33	gK	201	CYC	CHA-C4D-ND	-2.01	120.71	125.32
33	ZB	201	CYC	C1B-CHB-C4A	-2.01	123.17	128.08
36	bD	607	CLA	O2A-CGA-O1A	-2.01	118.52	123.59
36	bD	611	CLA	C1-C2-C3	-2.01	122.57	126.04
36	x1	101	CLA	CHA-C1A-NA	-2.01	121.79	126.40
33	JF	201	CYC	C1B-CHB-C4A	2.01	132.99	128.08
38	CD	501	SQD	O48-C23-O10	-2.01	118.52	123.59
36	AD	405	CLA	CMB-C2B-C3B	2.01	131.46	126.59
33	vB	201	CYC	C4D-ND-C1D	-2.01	106.20	109.79
33	fK	201	CYC	CBD-CAD-C3D	-2.01	107.04	112.63
39	CE	520	LMG	O8-C28-O10	-2.01	118.52	123.59
36	cD	513	CLA	C2A-C1A-CHA	2.01	127.37	123.86
36	XD	101	CLA	CAA-C2A-C3A	-2.01	107.28	112.78
33	uB	201	CYC	C4D-C3D-C2D	-2.01	105.25	107.62
40	d1	404	LMT	C4'-C3'-C2'	2.01	114.33	110.82
43	bD	618	BCR	C38-C26-C27	2.01	117.48	113.62
45	d1	402	PHO	CGD-CBD-CAD	-2.01	104.23	110.73
33	z4	201	CYC	CBC-CAC-C3C	-2.01	109.00	113.47
39	C1	521	LMG	O8-C28-O10	-2.01	118.52	123.59
43	zD	101	BCR	C23-C22-C21	2.01	122.02	118.94
39	y1	101	LMG	O8-C28-O10	-2.01	118.52	123.59
45	DD	403	PHO	O2A-CGA-CBA	2.01	118.21	111.91
33	LG	201	CYC	O1A-CGA-CBA	-2.01	116.63	123.08
33	T4	201	CYC	C2C-C1C-NC	2.01	110.00	108.27
33	dK	201	CYC	CAA-CBA-CGA	2.01	117.92	113.60
43	cE	515	BCR	C1-C6-C7	2.01	121.46	115.78
36	dE	403	CLA	CHD-C1D-ND	-2.01	122.61	124.45
33	AG	201	CYC	OB-C4B-NB	-2.01	120.41	125.08
36	c1	506	CLA	O2D-CGD-CBD	2.01	114.83	111.27

Continued on next page...

Continued from previous page...

Mol	Chain	Res	Type	Atoms	Z	Observed(^{o})	Ideal(^{o})
36	dD	406	CLA	CMA-C3A-C2A	-2.01	105.73	113.83
45	DD	403	PHO	C4B-NB-C1B	-2.01	105.72	108.83
33	IL	201	CYC	CBA-CAA-C2A	-2.01	107.05	112.63
36	B1	604	CLA	CHC-C1C-NC	2.01	127.25	124.20
36	bE	611	CLA	C1-C2-C3	-2.01	122.57	126.04
36	bD	611	CLA	CHC-C4B-NB	2.01	126.38	124.26
33	C4	1001	CYC	CBD-CAD-C3D	-2.01	107.05	112.63
36	AD	405	CLA	CMB-C2B-C1B	-2.01	122.31	125.37
33	fF	201	CYC	CBD-CAD-C3D	-2.01	107.05	112.63
36	cE	509	CLA	C1-C2-C3	-2.01	122.57	126.04
33	SG	201	CYC	CAA-C2A-C1A	2.01	128.56	125.01
36	aE	406	CLA	CHD-C1D-ND	-2.01	122.61	124.45
47	ED	101	HEM	O2A-CGA-CBA	2.01	120.47	114.03
45	D1	402	PHO	O2A-CGA-CBA	2.01	118.20	111.91
36	bE	606	CLA	C3B-C4B-NB	-2.00	108.66	110.52
43	IE	102	BCR	C40-C30-C25	-2.00	107.05	110.30
36	C1	506	CLA	C2B-C1B-NB	2.00	111.58	110.23
36	BD	610	CLA	C1-C2-C3	-2.00	122.58	126.04
36	HD	101	CLA	C1D-ND-C4D	2.00	107.76	106.33
36	iD	101	CLA	O2D-CGD-CBD	2.00	114.83	111.27
43	dD	407	BCR	C1-C6-C7	2.00	121.45	115.78
43	dE	407	BCR	C1-C6-C7	2.00	121.45	115.78
39	yD	101	LMG	O8-C28-O10	-2.00	118.53	123.59
36	BE	601	CLA	CHB-C1B-NB	2.00	126.38	124.26
36	XE	101	CLA	CAA-C2A-C3A	-2.00	107.29	112.78
33	g5	202	CYC	OB-C4B-NB	-2.00	120.42	125.08
47	vE	201	HEM	C1A-CHA-C4D	-2.00	121.59	126.34
36	b1	603	CLA	CHD-C1D-ND	-2.00	122.61	124.45
36	d1	406	CLA	CMA-C3A-C2A	-2.00	105.75	113.83
33	2L	201	CYC	CAC-C3C-C4C	2.00	117.82	112.67
39	j1	102	LMG	C9-C8-C7	-2.00	107.05	111.79
33	AL	201	CYC	OB-C4B-NB	-2.00	120.42	125.08
33	gC	301	CYC	OB-C4B-NB	-2.00	120.42	125.08
36	b1	611	CLA	C1-C2-C3	-2.00	122.58	126.04
43	ZE	102	BCR	C38-C26-C25	-2.00	122.28	124.53
36	X1	101	CLA	CHC-C4B-NB	2.00	126.38	124.26
36	B1	605	CLA	O2A-CGA-O1A	-2.00	118.54	123.59
36	dE	406	CLA	CMA-C3A-C2A	-2.00	105.75	113.83
36	BD	613	CLA	O2D-CGD-CBD	2.00	114.83	111.27
33	BB	1002	CYC	CBD-CAD-C3D	-2.00	107.06	112.63
36	C1	513	CLA	CHD-C1D-ND	-2.00	122.61	124.45
43	DD	407	BCR	C1-C6-C7	2.00	121.44	115.78

Continued on next page...

Continued from previous page...

Mol	Chain	Res	Type	Atoms	Z	Observed(^{o})	Ideal(^{o})
33	SL	201	CYC	C4D-ND-C1D	-2.00	106.22	109.79
33	XK	201	CYC	OB-C4B-C3B	-2.00	125.87	128.04
39	jE	102	LMG	C9-C8-C7	-2.00	107.05	111.79
40	dD	404	LMT	C3'-C4'-C5'	-2.00	106.67	110.24
33	g8	202	CYC	OB-C4B-NB	-2.00	120.43	125.08
36	bE	606	CLA	CHC-C1C-NC	2.00	127.24	124.20
33	SL	201	CYC	CAA-C2A-C1A	2.00	128.55	125.01
36	BE	604	CLA	CAC-C3C-C4C	2.00	127.41	124.81
33	dF	201	CYC	CAA-CBA-CGA	2.00	117.91	113.60
36	hD	101	CLA	C4B-CHC-C1C	-2.00	121.59	126.34
36	cD	509	CLA	C1-C2-C3	-2.00	122.58	126.04
37	D1	407	PL9	C37-C36-C34	-2.00	106.39	112.98
33	gH	202	CYC	OB-C4B-NB	-2.00	120.43	125.08
36	hE	101	CLA	CHA-C1A-NA	-2.00	121.82	126.40
36	BE	610	CLA	C1-C2-C3	-2.00	122.58	126.04
33	WL	201	CYC	CMB-C2B-C1B	2.00	126.66	124.17
47	V1	201	HEM	C4A-NA-C1A	2.00	107.31	105.35
36	bE	609	CLA	C1D-ND-C4D	2.00	107.76	106.33
33	QG	201	CYC	CHA-C4D-ND	-2.00	120.74	125.32
33	V4	201	CYC	CAD-CBD-CGD	-2.00	109.30	113.60

There are no chirality outliers.

All (9373) torsion outliers are listed below:

Mol	Chain	Res	Type	Atoms
33	BB	1001	CYC	C2C-C3C-CAC-CBC
33	BB	1001	CYC	C4C-C3C-CAC-CBC
33	OB	201	CYC	NA-C4A-CHB-C1B
33	OB	201	CYC	C3A-C4A-CHB-C1B
33	OB	201	CYC	C2C-C3C-CAC-CBC
33	OB	201	CYC	C4C-C3C-CAC-CBC
33	QB	201	CYC	NA-C4A-CHB-C1B
33	QB	201	CYC	C3A-C4A-CHB-C1B
33	RB	201	CYC	ND-C1D-CHD-C4C
33	RB	201	CYC	C2D-C1D-CHD-C4C
33	SB	201	CYC	NA-C4A-CHB-C1B
33	SB	201	CYC	C3A-C4A-CHB-C1B
33	SB	201	CYC	ND-C1D-CHD-C4C
33	SB	201	CYC	C2D-C1D-CHD-C4C
33	TB	201	CYC	ND-C1D-CHD-C4C
33	TB	201	CYC	C2D-C1D-CHD-C4C
33	VB	201	CYC	NA-C4A-CHB-C1B

Continued on next page...

Continued from previous page...

Mol	Chain	Res	Type	Atoms
33	VB	201	CYC	C2C-C3C-CAC-CBC
33	VB	201	CYC	C4C-C3C-CAC-CBC
33	VB	201	CYC	ND-C1D-CHD-C4C
33	VB	201	CYC	C2D-C1D-CHD-C4C
33	WB	201	CYC	NA-C4A-CHB-C1B
33	WB	201	CYC	C3A-C4A-CHB-C1B
33	WB	201	CYC	C2C-C3C-CAC-CBC
33	WB	201	CYC	C4C-C3C-CAC-CBC
33	WB	201	CYC	ND-C1D-CHD-C4C
33	WB	201	CYC	C2D-C1D-CHD-C4C
33	XB	201	CYC	NA-C4A-CHB-C1B
33	XB	201	CYC	C3A-C4A-CHB-C1B
33	XB	201	CYC	C2C-C3C-CAC-CBC
33	XB	201	CYC	C4C-C3C-CAC-CBC
33	XB	201	CYC	ND-C1D-CHD-C4C
33	YB	201	CYC	C2C-C3C-CAC-CBC
33	YB	201	CYC	ND-C1D-CHD-C4C
33	YB	201	CYC	C2D-C1D-CHD-C4C
33	ZB	201	CYC	NA-C4A-CHB-C1B
33	ZB	201	CYC	C3A-C4A-CHB-C1B
33	IF	201	CYC	C2C-C3C-CAC-CBC
33	IF	201	CYC	C4C-C3C-CAC-CBC
33	IF	201	CYC	C2D-C1D-CHD-C4C
33	JF	201	CYC	NA-C4A-CHB-C1B
33	JF	201	CYC	C3A-C4A-CHB-C1B
33	JF	201	CYC	C4C-C3C-CAC-CBC
33	KF	201	CYC	ND-C1D-CHD-C4C
33	LF	201	CYC	NA-C4A-CHB-C1B
33	MF	201	CYC	C2C-C3C-CAC-CBC
33	MF	201	CYC	C4C-C3C-CAC-CBC
33	MF	201	CYC	ND-C1D-CHD-C4C
33	MF	201	CYC	C2D-C1D-CHD-C4C
33	XF	201	CYC	NA-C4A-CHB-C1B
33	XF	201	CYC	C3A-C4A-CHB-C1B
33	XF	201	CYC	C2C-C3C-CAC-CBC
33	XF	201	CYC	C4C-C3C-CAC-CBC
33	XF	201	CYC	ND-C1D-CHD-C4C
33	XF	201	CYC	C2D-C1D-CHD-C4C
33	YF	201	CYC	NA-C4A-CHB-C1B
33	YF	201	CYC	C3A-C4A-CHB-C1B
33	ZF	201	CYC	NA-C4A-CHB-C1B
33	ZF	201	CYC	C3A-C4A-CHB-C1B

Continued on next page...

Continued from previous page...

Mol	Chain	Res	Type	Atoms
33	ZF	201	CYC	C2C-C3C-CAC-CBC
33	ZF	201	CYC	C4C-C3C-CAC-CBC
33	AG	201	CYC	NA-C4A-CHB-C1B
33	AG	201	CYC	C3A-C4A-CHB-C1B
33	GG	201	CYC	NA-C4A-CHB-C1B
33	GG	201	CYC	C3A-C4A-CHB-C1B
33	GG	201	CYC	C2C-C3C-CAC-CBC
33	GG	201	CYC	C4C-C3C-CAC-CBC
33	GG	201	CYC	ND-C1D-CHD-C4C
33	GG	201	CYC	C2D-C1D-CHD-C4C
33	HG	201	CYC	NA-C4A-CHB-C1B
33	HG	201	CYC	C3A-C4A-CHB-C1B
33	HG	201	CYC	C2C-C3C-CAC-CBC
33	HG	201	CYC	C4C-C3C-CAC-CBC
33	IG	201	CYC	NA-C4A-CHB-C1B
33	IG	201	CYC	C3A-C4A-CHB-C1B
33	IG	201	CYC	C2C-C3C-CAC-CBC
33	IG	201	CYC	C4C-C3C-CAC-CBC
33	KG	201	CYC	NA-C4A-CHB-C1B
33	KG	201	CYC	C3A-C4A-CHB-C1B
33	KG	201	CYC	C4B-C3B-CAB-CBB
33	LG	201	CYC	NA-C4A-CHB-C1B
33	LG	201	CYC	C3A-C4A-CHB-C1B
33	LG	201	CYC	C2C-C3C-CAC-CBC
33	LG	201	CYC	C4C-C3C-CAC-CBC
33	MG	201	CYC	C1A-C2A-CAA-CBA
33	MG	201	CYC	C4C-C3C-CAC-CBC
33	MG	201	CYC	ND-C1D-CHD-C4C
33	MG	201	CYC	C2D-C1D-CHD-C4C
33	OG	201	CYC	C3A-C4A-CHB-C1B
33	OG	201	CYC	C2C-C3C-CAC-CBC
33	OG	201	CYC	C4C-C3C-CAC-CBC
33	PG	201	CYC	NA-C4A-CHB-C1B
33	PG	201	CYC	C3A-C4A-CHB-C1B
33	PG	201	CYC	C2C-C3C-CAC-CBC
33	PG	201	CYC	C4C-C3C-CAC-CBC
33	PG	201	CYC	ND-C1D-CHD-C4C
33	PG	201	CYC	C2D-C1D-CHD-C4C
33	QG	201	CYC	NA-C4A-CHB-C1B
33	QG	201	CYC	C3A-C4A-CHB-C1B
33	RG	201	CYC	NA-C4A-CHB-C1B
33	RG	201	CYC	C3A-C4A-CHB-C1B

Continued on next page...

Continued from previous page...

Mol	Chain	Res	Type	Atoms
33	RG	201	CYC	C4B-C3B-CAB-CBB
33	RG	201	CYC	C4C-C3C-CAC-CBC
33	SG	201	CYC	NA-C4A-CHB-C1B
33	SG	201	CYC	C3A-C4A-CHB-C1B
33	SG	201	CYC	C2C-C3C-CAC-CBC
33	SG	201	CYC	ND-C1D-CHD-C4C
33	SG	201	CYC	C2D-C1D-CHD-C4C
33	TG	201	CYC	NA-C4A-CHB-C1B
33	TG	201	CYC	C3A-C4A-CHB-C1B
33	TG	201	CYC	C2C-C3C-CAC-CBC
33	TG	201	CYC	C4C-C3C-CAC-CBC
33	TG	201	CYC	ND-C1D-CHD-C4C
33	TG	201	CYC	C2D-C1D-CHD-C4C
33	VG	201	CYC	NA-C4A-CHB-C1B
33	VG	201	CYC	C3A-C4A-CHB-C1B
33	VG	201	CYC	C2C-C3C-CAC-CBC
33	VG	201	CYC	C4C-C3C-CAC-CBC
33	WG	201	CYC	C3A-C4A-CHB-C1B
33	WG	201	CYC	C2C-C3C-CAC-CBC
33	WG	201	CYC	C4C-C3C-CAC-CBC
33	IK	201	CYC	C2C-C3C-CAC-CBC
33	IK	201	CYC	C4C-C3C-CAC-CBC
33	IK	201	CYC	C2D-C1D-CHD-C4C
33	JK	201	CYC	NA-C4A-CHB-C1B
33	JK	201	CYC	C3A-C4A-CHB-C1B
33	JK	201	CYC	C4C-C3C-CAC-CBC
33	KK	201	CYC	ND-C1D-CHD-C4C
33	LK	201	CYC	NA-C4A-CHB-C1B
33	MK	201	CYC	C2C-C3C-CAC-CBC
33	MK	201	CYC	C4C-C3C-CAC-CBC
33	MK	201	CYC	ND-C1D-CHD-C4C
33	MK	201	CYC	C2D-C1D-CHD-C4C
33	XK	201	CYC	NA-C4A-CHB-C1B
33	XK	201	CYC	C3A-C4A-CHB-C1B
33	XK	201	CYC	C2C-C3C-CAC-CBC
33	XK	201	CYC	C4C-C3C-CAC-CBC
33	XK	201	CYC	ND-C1D-CHD-C4C
33	XK	201	CYC	C2D-C1D-CHD-C4C
33	YK	201	CYC	NA-C4A-CHB-C1B
33	YK	201	CYC	C3A-C4A-CHB-C1B
33	ZK	201	CYC	NA-C4A-CHB-C1B
33	ZK	201	CYC	C3A-C4A-CHB-C1B

Continued on next page...

Continued from previous page...

Mol	Chain	Res	Type	Atoms
33	ZK	201	CYC	C2C-C3C-CAC-CBC
33	ZK	201	CYC	C4C-C3C-CAC-CBC
33	AL	201	CYC	NA-C4A-CHB-C1B
33	AL	201	CYC	C3A-C4A-CHB-C1B
33	GL	201	CYC	NA-C4A-CHB-C1B
33	GL	201	CYC	C3A-C4A-CHB-C1B
33	GL	201	CYC	C2C-C3C-CAC-CBC
33	GL	201	CYC	C4C-C3C-CAC-CBC
33	GL	201	CYC	ND-C1D-CHD-C4C
33	GL	201	CYC	C2D-C1D-CHD-C4C
33	HL	201	CYC	NA-C4A-CHB-C1B
33	HL	201	CYC	C3A-C4A-CHB-C1B
33	HL	201	CYC	C2C-C3C-CAC-CBC
33	HL	201	CYC	C4C-C3C-CAC-CBC
33	IL	201	CYC	NA-C4A-CHB-C1B
33	IL	201	CYC	C3A-C4A-CHB-C1B
33	IL	201	CYC	C2C-C3C-CAC-CBC
33	IL	201	CYC	C4C-C3C-CAC-CBC
33	KL	201	CYC	NA-C4A-CHB-C1B
33	KL	201	CYC	C3A-C4A-CHB-C1B
33	KL	201	CYC	C4B-C3B-CAB-CBB
33	LL	201	CYC	NA-C4A-CHB-C1B
33	LL	201	CYC	C3A-C4A-CHB-C1B
33	LL	201	CYC	C2C-C3C-CAC-CBC
33	LL	201	CYC	C4C-C3C-CAC-CBC
33	ML	201	CYC	C1A-C2A-CAA-CBA
33	ML	201	CYC	C4C-C3C-CAC-CBC
33	ML	201	CYC	ND-C1D-CHD-C4C
33	ML	201	CYC	C2D-C1D-CHD-C4C
33	OL	201	CYC	C3A-C4A-CHB-C1B
33	OL	201	CYC	C2C-C3C-CAC-CBC
33	OL	201	CYC	C4C-C3C-CAC-CBC
33	PL	201	CYC	NA-C4A-CHB-C1B
33	PL	201	CYC	C3A-C4A-CHB-C1B
33	PL	201	CYC	C2C-C3C-CAC-CBC
33	PL	201	CYC	C4C-C3C-CAC-CBC
33	PL	201	CYC	ND-C1D-CHD-C4C
33	PL	201	CYC	C2D-C1D-CHD-C4C
33	QL	201	CYC	NA-C4A-CHB-C1B
33	QL	201	CYC	C3A-C4A-CHB-C1B
33	RL	201	CYC	NA-C4A-CHB-C1B
33	RL	201	CYC	C3A-C4A-CHB-C1B

Continued on next page...

Continued from previous page...

Mol	Chain	Res	Type	Atoms
33	RL	201	CYC	C4B-C3B-CAB-CBB
33	RL	201	CYC	C4C-C3C-CAC-CBC
33	SL	201	CYC	NA-C4A-CHB-C1B
33	SL	201	CYC	C3A-C4A-CHB-C1B
33	SL	201	CYC	C2C-C3C-CAC-CBC
33	SL	201	CYC	ND-C1D-CHD-C4C
33	SL	201	CYC	C2D-C1D-CHD-C4C
33	TL	201	CYC	NA-C4A-CHB-C1B
33	TL	201	CYC	C3A-C4A-CHB-C1B
33	TL	201	CYC	C2C-C3C-CAC-CBC
33	TL	201	CYC	C4C-C3C-CAC-CBC
33	TL	201	CYC	ND-C1D-CHD-C4C
33	TL	201	CYC	C2D-C1D-CHD-C4C
33	VL	201	CYC	NA-C4A-CHB-C1B
33	VL	201	CYC	C3A-C4A-CHB-C1B
33	VL	201	CYC	C2C-C3C-CAC-CBC
33	VL	201	CYC	C4C-C3C-CAC-CBC
33	WL	201	CYC	C3A-C4A-CHB-C1B
33	WL	201	CYC	C2C-C3C-CAC-CBC
33	WL	201	CYC	C4C-C3C-CAC-CBC
33	b2	201	CYC	NA-C4A-CHB-C1B
33	b2	201	CYC	C3A-C4A-CHB-C1B
33	b2	201	CYC	C4B-C3B-CAB-CBB
33	b2	201	CYC	C2C-C3C-CAC-CBC
33	b2	201	CYC	C4C-C3C-CAC-CBC
33	b2	201	CYC	C3D-CAD-CBD-CGD
33	c2	201	CYC	NA-C4A-CHB-C1B
33	c2	201	CYC	C3A-C4A-CHB-C1B
33	c2	201	CYC	C2C-C3C-CAC-CBC
33	c2	201	CYC	C4C-C3C-CAC-CBC
33	c2	202	CYC	C3A-C2A-CAA-CBA
33	c2	202	CYC	C2D-C1D-CHD-C4C
33	d2	201	CYC	NA-C4A-CHB-C1B
33	d2	201	CYC	C3A-C4A-CHB-C1B
33	d2	201	CYC	C4B-C3B-CAB-CBB
33	d2	201	CYC	C2C-C3C-CAC-CBC
33	d2	201	CYC	C4C-C3C-CAC-CBC
33	d2	201	CYC	C3D-CAD-CBD-CGD
33	e2	201	CYC	NA-C4A-CHB-C1B
33	e2	201	CYC	C3A-C4A-CHB-C1B
33	e2	201	CYC	C2C-C3C-CAC-CBC
33	e2	201	CYC	C4C-C3C-CAC-CBC

Continued on next page...

Continued from previous page...

Mol	Chain	Res	Type	Atoms
33	e2	202	CYC	C3A-C2A-CAA-CBA
33	e2	202	CYC	C2D-C1D-CHD-C4C
33	f2	201	CYC	NA-C4A-CHB-C1B
33	f2	201	CYC	C3A-C4A-CHB-C1B
33	f2	201	CYC	C4B-C3B-CAB-CBB
33	f2	201	CYC	C2C-C3C-CAC-CBC
33	f2	201	CYC	C4C-C3C-CAC-CBC
33	f2	201	CYC	C3D-CAD-CBD-CGD
33	g2	201	CYC	C3A-C2A-CAA-CBA
33	g2	201	CYC	C2D-C1D-CHD-C4C
33	g2	202	CYC	NA-C4A-CHB-C1B
33	g2	202	CYC	C3A-C4A-CHB-C1B
33	g2	202	CYC	C2C-C3C-CAC-CBC
33	g2	202	CYC	C4C-C3C-CAC-CBC
33	h2	201	CYC	NA-C4A-CHB-C1B
33	h2	201	CYC	C3A-C4A-CHB-C1B
33	h2	201	CYC	C4B-C3B-CAB-CBB
33	h2	201	CYC	C2C-C3C-CAC-CBC
33	h2	201	CYC	C4C-C3C-CAC-CBC
33	h2	201	CYC	C3D-CAD-CBD-CGD
33	i2	201	CYC	C3A-C2A-CAA-CBA
33	i2	201	CYC	C2D-C1D-CHD-C4C
33	i2	202	CYC	NA-C4A-CHB-C1B
33	i2	202	CYC	C3A-C4A-CHB-C1B
33	i2	202	CYC	C2C-C3C-CAC-CBC
33	i2	202	CYC	C4C-C3C-CAC-CBC
33	j2	201	CYC	NA-C4A-CHB-C1B
33	j2	201	CYC	C3A-C4A-CHB-C1B
33	j2	201	CYC	C4B-C3B-CAB-CBB
33	j2	201	CYC	C2C-C3C-CAC-CBC
33	j2	201	CYC	C4C-C3C-CAC-CBC
33	j2	201	CYC	C3D-CAD-CBD-CGD
33	j2	202	CYC	C3A-C2A-CAA-CBA
33	j2	202	CYC	C2D-C1D-CHD-C4C
33	k2	201	CYC	NA-C4A-CHB-C1B
33	k2	201	CYC	C3A-C4A-CHB-C1B
33	k2	201	CYC	C2C-C3C-CAC-CBC
33	k2	201	CYC	C4C-C3C-CAC-CBC
33	l2	201	CYC	NA-C4A-CHB-C1B
33	l2	201	CYC	C3A-C4A-CHB-C1B
33	l2	201	CYC	C4B-C3B-CAB-CBB
33	l2	201	CYC	C2C-C3C-CAC-CBC

Continued on next page...

Continued from previous page...

Mol	Chain	Res	Type	Atoms
33	l2	201	CYC	C4C-C3C-CAC-CBC
33	l2	201	CYC	C3D-CAD-CBD-CGD
33	m2	201	CYC	C3A-C2A-CAA-CBA
33	m2	201	CYC	C2D-C1D-CHD-C4C
33	b3	201	CYC	NA-C4A-CHB-C1B
33	b3	201	CYC	C3A-C4A-CHB-C1B
33	b3	201	CYC	C4B-C3B-CAB-CBB
33	b3	201	CYC	C2C-C3C-CAC-CBC
33	b3	201	CYC	C4C-C3C-CAC-CBC
33	b3	201	CYC	C3D-CAD-CBD-CGD
33	c3	201	CYC	NA-C4A-CHB-C1B
33	c3	201	CYC	C3A-C4A-CHB-C1B
33	c3	201	CYC	C2C-C3C-CAC-CBC
33	c3	201	CYC	C4C-C3C-CAC-CBC
33	c3	202	CYC	C3A-C2A-CAA-CBA
33	c3	202	CYC	C2D-C1D-CHD-C4C
33	d3	201	CYC	NA-C4A-CHB-C1B
33	d3	201	CYC	C3A-C4A-CHB-C1B
33	d3	201	CYC	C4B-C3B-CAB-CBB
33	d3	201	CYC	C2C-C3C-CAC-CBC
33	d3	201	CYC	C4C-C3C-CAC-CBC
33	d3	201	CYC	C3D-CAD-CBD-CGD
33	e3	201	CYC	NA-C4A-CHB-C1B
33	e3	201	CYC	C3A-C4A-CHB-C1B
33	e3	201	CYC	C2C-C3C-CAC-CBC
33	e3	201	CYC	C4C-C3C-CAC-CBC
33	e3	202	CYC	C3A-C2A-CAA-CBA
33	e3	202	CYC	C2D-C1D-CHD-C4C
33	f3	201	CYC	NA-C4A-CHB-C1B
33	f3	201	CYC	C3A-C4A-CHB-C1B
33	f3	201	CYC	C4B-C3B-CAB-CBB
33	f3	201	CYC	C2C-C3C-CAC-CBC
33	f3	201	CYC	C4C-C3C-CAC-CBC
33	f3	201	CYC	C3D-CAD-CBD-CGD
33	g3	201	CYC	C3A-C2A-CAA-CBA
33	g3	201	CYC	C2D-C1D-CHD-C4C
33	g3	202	CYC	NA-C4A-CHB-C1B
33	g3	202	CYC	C3A-C4A-CHB-C1B
33	g3	202	CYC	C2C-C3C-CAC-CBC
33	g3	202	CYC	C4C-C3C-CAC-CBC
33	h3	201	CYC	NA-C4A-CHB-C1B
33	h3	201	CYC	C3A-C4A-CHB-C1B

Continued on next page...

Continued from previous page...

Mol	Chain	Res	Type	Atoms
33	h3	201	CYC	C4B-C3B-CAB-CBB
33	h3	201	CYC	C2C-C3C-CAC-CBC
33	h3	201	CYC	C4C-C3C-CAC-CBC
33	h3	201	CYC	C3D-CAD-CBD-CGD
33	i3	201	CYC	C3A-C2A-CAA-CBA
33	i3	201	CYC	C2D-C1D-CHD-C4C
33	i3	202	CYC	NA-C4A-CHB-C1B
33	i3	202	CYC	C3A-C4A-CHB-C1B
33	i3	202	CYC	C2C-C3C-CAC-CBC
33	i3	202	CYC	C4C-C3C-CAC-CBC
33	j3	201	CYC	NA-C4A-CHB-C1B
33	j3	201	CYC	C3A-C4A-CHB-C1B
33	j3	201	CYC	C4B-C3B-CAB-CBB
33	j3	201	CYC	C2C-C3C-CAC-CBC
33	j3	201	CYC	C4C-C3C-CAC-CBC
33	j3	201	CYC	C3D-CAD-CBD-CGD
33	j3	202	CYC	C3A-C2A-CAA-CBA
33	j3	202	CYC	C2D-C1D-CHD-C4C
33	k3	201	CYC	NA-C4A-CHB-C1B
33	k3	201	CYC	C3A-C4A-CHB-C1B
33	k3	201	CYC	C2C-C3C-CAC-CBC
33	k3	201	CYC	C4C-C3C-CAC-CBC
33	l3	201	CYC	NA-C4A-CHB-C1B
33	l3	201	CYC	C3A-C4A-CHB-C1B
33	l3	201	CYC	C4B-C3B-CAB-CBB
33	l3	201	CYC	C2C-C3C-CAC-CBC
33	l3	201	CYC	C4C-C3C-CAC-CBC
33	l3	201	CYC	C3D-CAD-CBD-CGD
33	m3	201	CYC	C3A-C2A-CAA-CBA
33	m3	201	CYC	C2D-C1D-CHD-C4C
33	Z4	201	CYC	NA-C4A-CHB-C1B
33	Z4	201	CYC	C3A-C4A-CHB-C1B
33	a4	201	CYC	NA-C4A-CHB-C1B
33	S4	201	CYC	NA-C4A-CHB-C1B
33	S4	201	CYC	C3A-C4A-CHB-C1B
33	S4	201	CYC	ND-C1D-CHD-C4C
33	S4	201	CYC	C2D-C1D-CHD-C4C
33	T4	201	CYC	ND-C1D-CHD-C4C
33	T4	201	CYC	C2D-C1D-CHD-C4C
33	V4	201	CYC	NA-C4A-CHB-C1B
33	V4	201	CYC	C2C-C3C-CAC-CBC
33	V4	201	CYC	C4C-C3C-CAC-CBC

Continued on next page...

Continued from previous page...

Mol	Chain	Res	Type	Atoms
33	V4	201	CYC	ND-C1D-CHD-C4C
33	V4	201	CYC	C2D-C1D-CHD-C4C
33	W4	201	CYC	NA-C4A-CHB-C1B
33	W4	201	CYC	C3A-C4A-CHB-C1B
33	W4	201	CYC	C2C-C3C-CAC-CBC
33	W4	201	CYC	C4C-C3C-CAC-CBC
33	W4	201	CYC	ND-C1D-CHD-C4C
33	W4	201	CYC	C2D-C1D-CHD-C4C
33	X4	201	CYC	NA-C4A-CHB-C1B
33	X4	201	CYC	C3A-C4A-CHB-C1B
33	X4	201	CYC	C2C-C3C-CAC-CBC
33	X4	201	CYC	C4C-C3C-CAC-CBC
33	X4	201	CYC	ND-C1D-CHD-C4C
33	Y4	201	CYC	C2C-C3C-CAC-CBC
33	Y4	201	CYC	ND-C1D-CHD-C4C
33	Y4	201	CYC	C2D-C1D-CHD-C4C
33	s4	201	CYC	NA-C4A-CHB-C1B
33	s4	201	CYC	C3A-C4A-CHB-C1B
33	s4	201	CYC	C2C-C3C-CAC-CBC
33	s4	201	CYC	C4C-C3C-CAC-CBC
33	t4	1001	CYC	NA-C1A-CHA-C4D
33	t4	1001	CYC	C2A-C1A-CHA-C4D
33	t4	1001	CYC	C1A-C2A-CAA-CBA
33	t4	1001	CYC	NA-C4A-CHB-C1B
33	t4	1001	CYC	C3A-C4A-CHB-C1B
33	t4	1001	CYC	ND-C1D-CHD-C4C
33	t4	1001	CYC	C2D-C1D-CHD-C4C
33	u4	201	CYC	NA-C4A-CHB-C1B
33	u4	201	CYC	C3A-C4A-CHB-C1B
33	u4	201	CYC	ND-C1D-CHD-C4C
33	u4	201	CYC	C2D-C1D-CHD-C4C
33	v4	201	CYC	NA-C4A-CHB-C1B
33	v4	201	CYC	C3A-C4A-CHB-C1B
33	v4	201	CYC	C2C-C3C-CAC-CBC
33	v4	201	CYC	C4C-C3C-CAC-CBC
33	w4	201	CYC	NA-C4A-CHB-C1B
33	w4	201	CYC	C3A-C4A-CHB-C1B
33	w4	201	CYC	C2C-C3C-CAC-CBC
33	w4	201	CYC	C4C-C3C-CAC-CBC
33	o4	201	CYC	NA-C4A-CHB-C1B
33	o4	201	CYC	C3A-C4A-CHB-C1B
33	o4	201	CYC	C2C-C3C-CAC-CBC

Continued on next page...

Continued from previous page...

Mol	Chain	Res	Type	Atoms
33	o4	201	CYC	C4C-C3C-CAC-CBC
33	o4	201	CYC	C2D-C1D-CHD-C4C
33	p4	201	CYC	NA-C4A-CHB-C1B
33	p4	201	CYC	C3A-C4A-CHB-C1B
33	p4	201	CYC	C2A-CAA-CBA-CGA
33	p4	201	CYC	C4B-C3B-CAB-CBB
33	q4	201	CYC	NA-C4A-CHB-C1B
33	q4	201	CYC	C3A-C4A-CHB-C1B
33	q4	201	CYC	C2C-C3C-CAC-CBC
33	q4	201	CYC	C4C-C3C-CAC-CBC
33	r4	201	CYC	C4D-C3D-CAD-CBD
33	y4	201	CYC	NA-C4A-CHB-C1B
33	y4	201	CYC	C3A-C4A-CHB-C1B
33	y4	201	CYC	C2C-C3C-CAC-CBC
33	z4	201	CYC	NA-C4A-CHB-C1B
33	z4	201	CYC	C3A-C4A-CHB-C1B
33	B4	1001	CYC	C2C-C3C-CAC-CBC
33	B4	1001	CYC	C4C-C3C-CAC-CBC
33	O4	201	CYC	NA-C4A-CHB-C1B
33	O4	201	CYC	C3A-C4A-CHB-C1B
33	O4	201	CYC	C2C-C3C-CAC-CBC
33	O4	201	CYC	C4C-C3C-CAC-CBC
33	Q4	201	CYC	NA-C4A-CHB-C1B
33	Q4	201	CYC	C3A-C4A-CHB-C1B
33	R4	201	CYC	ND-C1D-CHD-C4C
33	R4	201	CYC	C2D-C1D-CHD-C4C
33	b5	201	CYC	NA-C4A-CHB-C1B
33	b5	201	CYC	C3A-C4A-CHB-C1B
33	b5	201	CYC	C4B-C3B-CAB-CBB
33	b5	201	CYC	C2C-C3C-CAC-CBC
33	b5	201	CYC	C4C-C3C-CAC-CBC
33	b5	201	CYC	C3D-CAD-CBD-CGD
33	c5	201	CYC	NA-C4A-CHB-C1B
33	c5	201	CYC	C3A-C4A-CHB-C1B
33	c5	201	CYC	C2C-C3C-CAC-CBC
33	c5	201	CYC	C4C-C3C-CAC-CBC
33	c5	202	CYC	C3A-C2A-CAA-CBA
33	c5	202	CYC	C2D-C1D-CHD-C4C
33	d5	201	CYC	NA-C4A-CHB-C1B
33	d5	201	CYC	C3A-C4A-CHB-C1B
33	d5	201	CYC	C4B-C3B-CAB-CBB
33	d5	201	CYC	C2C-C3C-CAC-CBC

Continued on next page...

Continued from previous page...

Mol	Chain	Res	Type	Atoms
33	d5	201	CYC	C4C-C3C-CAC-CBC
33	d5	201	CYC	C3D-CAD-CBD-CGD
33	e5	201	CYC	NA-C4A-CHB-C1B
33	e5	201	CYC	C3A-C4A-CHB-C1B
33	e5	201	CYC	C2C-C3C-CAC-CBC
33	e5	201	CYC	C4C-C3C-CAC-CBC
33	e5	202	CYC	C3A-C2A-CAA-CBA
33	e5	202	CYC	C2D-C1D-CHD-C4C
33	f5	201	CYC	NA-C4A-CHB-C1B
33	f5	201	CYC	C3A-C4A-CHB-C1B
33	f5	201	CYC	C4B-C3B-CAB-CBB
33	f5	201	CYC	C2C-C3C-CAC-CBC
33	f5	201	CYC	C4C-C3C-CAC-CBC
33	f5	201	CYC	C3D-CAD-CBD-CGD
33	g5	201	CYC	C3A-C2A-CAA-CBA
33	g5	201	CYC	C2D-C1D-CHD-C4C
33	g5	202	CYC	NA-C4A-CHB-C1B
33	g5	202	CYC	C3A-C4A-CHB-C1B
33	g5	202	CYC	C2C-C3C-CAC-CBC
33	g5	202	CYC	C4C-C3C-CAC-CBC
33	h5	201	CYC	NA-C4A-CHB-C1B
33	h5	201	CYC	C3A-C4A-CHB-C1B
33	h5	201	CYC	C4B-C3B-CAB-CBB
33	h5	201	CYC	C2C-C3C-CAC-CBC
33	h5	201	CYC	C4C-C3C-CAC-CBC
33	h5	201	CYC	C3D-CAD-CBD-CGD
33	i5	201	CYC	C3A-C2A-CAA-CBA
33	i5	201	CYC	C2D-C1D-CHD-C4C
33	i5	202	CYC	NA-C4A-CHB-C1B
33	i5	202	CYC	C3A-C4A-CHB-C1B
33	i5	202	CYC	C2C-C3C-CAC-CBC
33	i5	202	CYC	C4C-C3C-CAC-CBC
33	j5	201	CYC	NA-C4A-CHB-C1B
33	j5	201	CYC	C3A-C4A-CHB-C1B
33	j5	201	CYC	C4B-C3B-CAB-CBB
33	j5	201	CYC	C2C-C3C-CAC-CBC
33	j5	201	CYC	C4C-C3C-CAC-CBC
33	j5	201	CYC	C3D-CAD-CBD-CGD
33	j5	202	CYC	C3A-C2A-CAA-CBA
33	j5	202	CYC	C2D-C1D-CHD-C4C
33	k5	201	CYC	NA-C4A-CHB-C1B
33	k5	201	CYC	C3A-C4A-CHB-C1B

Continued on next page...

Continued from previous page...

Mol	Chain	Res	Type	Atoms
33	k5	201	CYC	C2C-C3C-CAC-CBC
33	k5	201	CYC	C4C-C3C-CAC-CBC
33	l5	201	CYC	NA-C4A-CHB-C1B
33	l5	201	CYC	C3A-C4A-CHB-C1B
33	l5	201	CYC	C4B-C3B-CAB-CBB
33	l5	201	CYC	C2C-C3C-CAC-CBC
33	l5	201	CYC	C4C-C3C-CAC-CBC
33	l5	201	CYC	C3D-CAD-CBD-CGD
33	m5	201	CYC	C3A-C2A-CAA-CBA
33	m5	201	CYC	C2D-C1D-CHD-C4C
33	b6	201	CYC	NA-C4A-CHB-C1B
33	b6	201	CYC	C3A-C4A-CHB-C1B
33	b6	201	CYC	C4B-C3B-CAB-CBB
33	b6	201	CYC	C2C-C3C-CAC-CBC
33	b6	201	CYC	C4C-C3C-CAC-CBC
33	b6	201	CYC	C3D-CAD-CBD-CGD
33	c6	201	CYC	NA-C4A-CHB-C1B
33	c6	201	CYC	C3A-C4A-CHB-C1B
33	c6	201	CYC	C2C-C3C-CAC-CBC
33	c6	201	CYC	C4C-C3C-CAC-CBC
33	c6	202	CYC	C3A-C2A-CAA-CBA
33	c6	202	CYC	C2D-C1D-CHD-C4C
33	d6	201	CYC	NA-C4A-CHB-C1B
33	d6	201	CYC	C3A-C4A-CHB-C1B
33	d6	201	CYC	C4B-C3B-CAB-CBB
33	d6	201	CYC	C2C-C3C-CAC-CBC
33	d6	201	CYC	C4C-C3C-CAC-CBC
33	d6	201	CYC	C3D-CAD-CBD-CGD
33	e6	201	CYC	NA-C4A-CHB-C1B
33	e6	201	CYC	C3A-C4A-CHB-C1B
33	e6	201	CYC	C2C-C3C-CAC-CBC
33	e6	201	CYC	C4C-C3C-CAC-CBC
33	e6	202	CYC	C3A-C2A-CAA-CBA
33	e6	202	CYC	C2D-C1D-CHD-C4C
33	f6	201	CYC	NA-C4A-CHB-C1B
33	f6	201	CYC	C3A-C4A-CHB-C1B
33	f6	201	CYC	C4B-C3B-CAB-CBB
33	f6	201	CYC	C2C-C3C-CAC-CBC
33	f6	201	CYC	C4C-C3C-CAC-CBC
33	f6	201	CYC	C3D-CAD-CBD-CGD
33	g6	201	CYC	C3A-C2A-CAA-CBA
33	g6	201	CYC	C2D-C1D-CHD-C4C

Continued on next page...

Continued from previous page...

Mol	Chain	Res	Type	Atoms
33	g6	202	CYC	NA-C4A-CHB-C1B
33	g6	202	CYC	C3A-C4A-CHB-C1B
33	g6	202	CYC	C2C-C3C-CAC-CBC
33	g6	202	CYC	C4C-C3C-CAC-CBC
33	h6	201	CYC	NA-C4A-CHB-C1B
33	h6	201	CYC	C3A-C4A-CHB-C1B
33	h6	201	CYC	C4B-C3B-CAB-CBB
33	h6	201	CYC	C2C-C3C-CAC-CBC
33	h6	201	CYC	C4C-C3C-CAC-CBC
33	h6	201	CYC	C3D-CAD-CBD-CGD
33	i6	201	CYC	C3A-C2A-CAA-CBA
33	i6	201	CYC	C2D-C1D-CHD-C4C
33	i6	202	CYC	NA-C4A-CHB-C1B
33	i6	202	CYC	C3A-C4A-CHB-C1B
33	i6	202	CYC	C2C-C3C-CAC-CBC
33	i6	202	CYC	C4C-C3C-CAC-CBC
33	j6	201	CYC	NA-C4A-CHB-C1B
33	j6	201	CYC	C3A-C4A-CHB-C1B
33	j6	201	CYC	C4B-C3B-CAB-CBB
33	j6	201	CYC	C2C-C3C-CAC-CBC
33	j6	201	CYC	C4C-C3C-CAC-CBC
33	j6	201	CYC	C3D-CAD-CBD-CGD
33	j6	202	CYC	C3A-C2A-CAA-CBA
33	j6	202	CYC	C2D-C1D-CHD-C4C
33	k6	201	CYC	NA-C4A-CHB-C1B
33	k6	201	CYC	C3A-C4A-CHB-C1B
33	k6	201	CYC	C2C-C3C-CAC-CBC
33	k6	201	CYC	C4C-C3C-CAC-CBC
33	l6	201	CYC	NA-C4A-CHB-C1B
33	l6	201	CYC	C3A-C4A-CHB-C1B
33	l6	201	CYC	C4B-C3B-CAB-CBB
33	l6	201	CYC	C2C-C3C-CAC-CBC
33	l6	201	CYC	C4C-C3C-CAC-CBC
33	l6	201	CYC	C3D-CAD-CBD-CGD
33	m6	201	CYC	C3A-C2A-CAA-CBA
33	m6	201	CYC	C2D-C1D-CHD-C4C
33	b7	201	CYC	NA-C4A-CHB-C1B
33	b7	201	CYC	C3A-C4A-CHB-C1B
33	b7	201	CYC	C4B-C3B-CAB-CBB
33	b7	201	CYC	C2C-C3C-CAC-CBC
33	b7	201	CYC	C4C-C3C-CAC-CBC
33	b7	201	CYC	C3D-CAD-CBD-CGD

Continued on next page...

Continued from previous page...

Mol	Chain	Res	Type	Atoms
33	c7	201	CYC	NA-C4A-CHB-C1B
33	c7	201	CYC	C3A-C4A-CHB-C1B
33	c7	201	CYC	C2C-C3C-CAC-CBC
33	c7	201	CYC	C4C-C3C-CAC-CBC
33	c7	202	CYC	C3A-C2A-CAA-CBA
33	c7	202	CYC	C2D-C1D-CHD-C4C
33	d7	201	CYC	NA-C4A-CHB-C1B
33	d7	201	CYC	C3A-C4A-CHB-C1B
33	d7	201	CYC	C4B-C3B-CAB-CBB
33	d7	201	CYC	C2C-C3C-CAC-CBC
33	d7	201	CYC	C4C-C3C-CAC-CBC
33	d7	201	CYC	C3D-CAD-CBD-CGD
33	e7	201	CYC	NA-C4A-CHB-C1B
33	e7	201	CYC	C3A-C4A-CHB-C1B
33	e7	201	CYC	C2C-C3C-CAC-CBC
33	e7	201	CYC	C4C-C3C-CAC-CBC
33	e7	202	CYC	C3A-C2A-CAA-CBA
33	e7	202	CYC	C2D-C1D-CHD-C4C
33	f7	201	CYC	NA-C4A-CHB-C1B
33	f7	201	CYC	C3A-C4A-CHB-C1B
33	f7	201	CYC	C4B-C3B-CAB-CBB
33	f7	201	CYC	C2C-C3C-CAC-CBC
33	f7	201	CYC	C4C-C3C-CAC-CBC
33	f7	201	CYC	C3D-CAD-CBD-CGD
33	g7	201	CYC	C3A-C2A-CAA-CBA
33	g7	201	CYC	C2D-C1D-CHD-C4C
33	g7	202	CYC	NA-C4A-CHB-C1B
33	g7	202	CYC	C3A-C4A-CHB-C1B
33	g7	202	CYC	C2C-C3C-CAC-CBC
33	g7	202	CYC	C4C-C3C-CAC-CBC
33	h7	201	CYC	NA-C4A-CHB-C1B
33	h7	201	CYC	C3A-C4A-CHB-C1B
33	h7	201	CYC	C4B-C3B-CAB-CBB
33	h7	201	CYC	C2C-C3C-CAC-CBC
33	h7	201	CYC	C4C-C3C-CAC-CBC
33	h7	201	CYC	C3D-CAD-CBD-CGD
33	i7	201	CYC	C3A-C2A-CAA-CBA
33	i7	201	CYC	C2D-C1D-CHD-C4C
33	i7	202	CYC	NA-C4A-CHB-C1B
33	i7	202	CYC	C3A-C4A-CHB-C1B
33	i7	202	CYC	C2C-C3C-CAC-CBC
33	i7	202	CYC	C4C-C3C-CAC-CBC

Continued on next page...

Continued from previous page...

Mol	Chain	Res	Type	Atoms
33	j7	201	CYC	NA-C4A-CHB-C1B
33	j7	201	CYC	C3A-C4A-CHB-C1B
33	j7	201	CYC	C4B-C3B-CAB-CBB
33	j7	201	CYC	C2C-C3C-CAC-CBC
33	j7	201	CYC	C4C-C3C-CAC-CBC
33	j7	201	CYC	C3D-CAD-CBD-CGD
33	j7	202	CYC	C3A-C2A-CAA-CBA
33	j7	202	CYC	C2D-C1D-CHD-C4C
33	k7	201	CYC	NA-C4A-CHB-C1B
33	k7	201	CYC	C3A-C4A-CHB-C1B
33	k7	201	CYC	C2C-C3C-CAC-CBC
33	k7	201	CYC	C4C-C3C-CAC-CBC
33	l7	201	CYC	NA-C4A-CHB-C1B
33	l7	201	CYC	C3A-C4A-CHB-C1B
33	l7	201	CYC	C4B-C3B-CAB-CBB
33	l7	201	CYC	C2C-C3C-CAC-CBC
33	l7	201	CYC	C4C-C3C-CAC-CBC
33	l7	201	CYC	C3D-CAD-CBD-CGD
33	m7	201	CYC	C3A-C2A-CAA-CBA
33	m7	201	CYC	C2D-C1D-CHD-C4C
33	b8	201	CYC	NA-C4A-CHB-C1B
33	b8	201	CYC	C3A-C4A-CHB-C1B
33	b8	201	CYC	C4B-C3B-CAB-CBB
33	b8	201	CYC	C2C-C3C-CAC-CBC
33	b8	201	CYC	C4C-C3C-CAC-CBC
33	b8	201	CYC	C3D-CAD-CBD-CGD
33	c8	201	CYC	NA-C4A-CHB-C1B
33	c8	201	CYC	C3A-C4A-CHB-C1B
33	c8	201	CYC	C2C-C3C-CAC-CBC
33	c8	201	CYC	C4C-C3C-CAC-CBC
33	c8	202	CYC	C3A-C2A-CAA-CBA
33	c8	202	CYC	C2D-C1D-CHD-C4C
33	d8	201	CYC	NA-C4A-CHB-C1B
33	d8	201	CYC	C3A-C4A-CHB-C1B
33	d8	201	CYC	C4B-C3B-CAB-CBB
33	d8	201	CYC	C2C-C3C-CAC-CBC
33	d8	201	CYC	C4C-C3C-CAC-CBC
33	d8	201	CYC	C3D-CAD-CBD-CGD
33	e8	201	CYC	NA-C4A-CHB-C1B
33	e8	201	CYC	C3A-C4A-CHB-C1B
33	e8	201	CYC	C2C-C3C-CAC-CBC
33	e8	201	CYC	C4C-C3C-CAC-CBC

Continued on next page...

Continued from previous page...

Mol	Chain	Res	Type	Atoms
33	e8	202	CYC	C3A-C2A-CAA-CBA
33	e8	202	CYC	C2D-C1D-CHD-C4C
33	f8	201	CYC	NA-C4A-CHB-C1B
33	f8	201	CYC	C3A-C4A-CHB-C1B
33	f8	201	CYC	C4B-C3B-CAB-CBB
33	f8	201	CYC	C2C-C3C-CAC-CBC
33	f8	201	CYC	C4C-C3C-CAC-CBC
33	f8	201	CYC	C3D-CAD-CBD-CGD
33	g8	201	CYC	C3A-C2A-CAA-CBA
33	g8	201	CYC	C2D-C1D-CHD-C4C
33	g8	202	CYC	NA-C4A-CHB-C1B
33	g8	202	CYC	C3A-C4A-CHB-C1B
33	g8	202	CYC	C2C-C3C-CAC-CBC
33	g8	202	CYC	C4C-C3C-CAC-CBC
33	h8	201	CYC	NA-C4A-CHB-C1B
33	h8	201	CYC	C3A-C4A-CHB-C1B
33	h8	201	CYC	C4B-C3B-CAB-CBB
33	h8	201	CYC	C2C-C3C-CAC-CBC
33	h8	201	CYC	C4C-C3C-CAC-CBC
33	h8	201	CYC	C3D-CAD-CBD-CGD
33	i8	201	CYC	C3A-C2A-CAA-CBA
33	i8	201	CYC	C2D-C1D-CHD-C4C
33	i8	202	CYC	NA-C4A-CHB-C1B
33	i8	202	CYC	C3A-C4A-CHB-C1B
33	i8	202	CYC	C2C-C3C-CAC-CBC
33	i8	202	CYC	C4C-C3C-CAC-CBC
33	j8	201	CYC	NA-C4A-CHB-C1B
33	j8	201	CYC	C3A-C4A-CHB-C1B
33	j8	201	CYC	C4B-C3B-CAB-CBB
33	j8	201	CYC	C2C-C3C-CAC-CBC
33	j8	201	CYC	C4C-C3C-CAC-CBC
33	j8	201	CYC	C3D-CAD-CBD-CGD
33	j8	202	CYC	C3A-C2A-CAA-CBA
33	j8	202	CYC	C2D-C1D-CHD-C4C
33	k8	201	CYC	NA-C4A-CHB-C1B
33	k8	201	CYC	C3A-C4A-CHB-C1B
33	k8	201	CYC	C2C-C3C-CAC-CBC
33	k8	201	CYC	C4C-C3C-CAC-CBC
33	l8	201	CYC	NA-C4A-CHB-C1B
33	l8	201	CYC	C3A-C4A-CHB-C1B
33	l8	201	CYC	C4B-C3B-CAB-CBB
33	l8	201	CYC	C2C-C3C-CAC-CBC

Continued on next page...

Continued from previous page...

Mol	Chain	Res	Type	Atoms
33	l8	201	CYC	C4C-C3C-CAC-CBC
33	l8	201	CYC	C3D-CAD-CBD-CGD
33	m8	201	CYC	C3A-C2A-CAA-CBA
33	m8	201	CYC	C2D-C1D-CHD-C4C
33	b9	201	CYC	NA-C4A-CHB-C1B
33	b9	201	CYC	C3A-C4A-CHB-C1B
33	b9	201	CYC	C4B-C3B-CAB-CBB
33	b9	201	CYC	C2C-C3C-CAC-CBC
33	b9	201	CYC	C4C-C3C-CAC-CBC
33	b9	201	CYC	C3D-CAD-CBD-CGD
33	c9	201	CYC	NA-C4A-CHB-C1B
33	c9	201	CYC	C3A-C4A-CHB-C1B
33	c9	201	CYC	C2C-C3C-CAC-CBC
33	c9	201	CYC	C4C-C3C-CAC-CBC
33	c9	202	CYC	C3A-C2A-CAA-CBA
33	c9	202	CYC	C2D-C1D-CHD-C4C
33	d9	201	CYC	NA-C4A-CHB-C1B
33	d9	201	CYC	C3A-C4A-CHB-C1B
33	d9	201	CYC	C4B-C3B-CAB-CBB
33	d9	201	CYC	C2C-C3C-CAC-CBC
33	d9	201	CYC	C4C-C3C-CAC-CBC
33	d9	201	CYC	C3D-CAD-CBD-CGD
33	e9	201	CYC	NA-C4A-CHB-C1B
33	e9	201	CYC	C3A-C4A-CHB-C1B
33	e9	201	CYC	C2C-C3C-CAC-CBC
33	e9	201	CYC	C4C-C3C-CAC-CBC
33	e9	202	CYC	C3A-C2A-CAA-CBA
33	e9	202	CYC	C2D-C1D-CHD-C4C
33	f9	201	CYC	NA-C4A-CHB-C1B
33	f9	201	CYC	C3A-C4A-CHB-C1B
33	f9	201	CYC	C4B-C3B-CAB-CBB
33	f9	201	CYC	C2C-C3C-CAC-CBC
33	f9	201	CYC	C4C-C3C-CAC-CBC
33	f9	201	CYC	C3D-CAD-CBD-CGD
33	g9	201	CYC	C3A-C2A-CAA-CBA
33	g9	201	CYC	C2D-C1D-CHD-C4C
33	g9	202	CYC	NA-C4A-CHB-C1B
33	g9	202	CYC	C3A-C4A-CHB-C1B
33	g9	202	CYC	C2C-C3C-CAC-CBC
33	g9	202	CYC	C4C-C3C-CAC-CBC
33	h9	201	CYC	NA-C4A-CHB-C1B
33	h9	201	CYC	C3A-C4A-CHB-C1B

Continued on next page...

Continued from previous page...

Mol	Chain	Res	Type	Atoms
33	h9	201	CYC	C4B-C3B-CAB-CBB
33	h9	201	CYC	C2C-C3C-CAC-CBC
33	h9	201	CYC	C4C-C3C-CAC-CBC
33	h9	201	CYC	C3D-CAD-CBD-CGD
33	i9	201	CYC	C3A-C2A-CAA-CBA
33	i9	201	CYC	C2D-C1D-CHD-C4C
33	i9	202	CYC	NA-C4A-CHB-C1B
33	i9	202	CYC	C3A-C4A-CHB-C1B
33	i9	202	CYC	C2C-C3C-CAC-CBC
33	i9	202	CYC	C4C-C3C-CAC-CBC
33	j9	201	CYC	NA-C4A-CHB-C1B
33	j9	201	CYC	C3A-C4A-CHB-C1B
33	j9	201	CYC	C4B-C3B-CAB-CBB
33	j9	201	CYC	C2C-C3C-CAC-CBC
33	j9	201	CYC	C4C-C3C-CAC-CBC
33	j9	201	CYC	C3D-CAD-CBD-CGD
33	j9	202	CYC	C3A-C2A-CAA-CBA
33	j9	202	CYC	C2D-C1D-CHD-C4C
33	k9	201	CYC	NA-C4A-CHB-C1B
33	k9	201	CYC	C3A-C4A-CHB-C1B
33	k9	201	CYC	C2C-C3C-CAC-CBC
33	k9	201	CYC	C4C-C3C-CAC-CBC
33	l9	201	CYC	NA-C4A-CHB-C1B
33	l9	201	CYC	C3A-C4A-CHB-C1B
33	l9	201	CYC	C4B-C3B-CAB-CBB
33	l9	201	CYC	C2C-C3C-CAC-CBC
33	l9	201	CYC	C4C-C3C-CAC-CBC
33	l9	201	CYC	C3D-CAD-CBD-CGD
33	m9	201	CYC	C3A-C2A-CAA-CBA
33	m9	201	CYC	C2D-C1D-CHD-C4C
33	bA	201	CYC	NA-C4A-CHB-C1B
33	bA	201	CYC	C3A-C4A-CHB-C1B
33	bA	201	CYC	C4B-C3B-CAB-CBB
33	bA	201	CYC	C2C-C3C-CAC-CBC
33	bA	201	CYC	C4C-C3C-CAC-CBC
33	bA	201	CYC	C3D-CAD-CBD-CGD
33	cA	201	CYC	NA-C4A-CHB-C1B
33	cA	201	CYC	C3A-C4A-CHB-C1B
33	cA	201	CYC	C2C-C3C-CAC-CBC
33	cA	201	CYC	C4C-C3C-CAC-CBC
33	cA	202	CYC	C3A-C2A-CAA-CBA
33	cA	202	CYC	C2D-C1D-CHD-C4C

Continued on next page...

Continued from previous page...

Mol	Chain	Res	Type	Atoms
33	dA	201	CYC	NA-C4A-CHB-C1B
33	dA	201	CYC	C3A-C4A-CHB-C1B
33	dA	201	CYC	C4B-C3B-CAB-CBB
33	dA	201	CYC	C2C-C3C-CAC-CBC
33	dA	201	CYC	C4C-C3C-CAC-CBC
33	dA	201	CYC	C3D-CAD-CBD-CGD
33	eA	201	CYC	NA-C4A-CHB-C1B
33	eA	201	CYC	C3A-C4A-CHB-C1B
33	eA	201	CYC	C2C-C3C-CAC-CBC
33	eA	201	CYC	C4C-C3C-CAC-CBC
33	eA	202	CYC	C3A-C2A-CAA-CBA
33	eA	202	CYC	C2D-C1D-CHD-C4C
33	fA	201	CYC	NA-C4A-CHB-C1B
33	fA	201	CYC	C3A-C4A-CHB-C1B
33	fA	201	CYC	C4B-C3B-CAB-CBB
33	fA	201	CYC	C2C-C3C-CAC-CBC
33	fA	201	CYC	C4C-C3C-CAC-CBC
33	fA	201	CYC	C3D-CAD-CBD-CGD
33	gA	301	CYC	NA-C4A-CHB-C1B
33	gA	301	CYC	C3A-C4A-CHB-C1B
33	gA	301	CYC	C2C-C3C-CAC-CBC
33	gA	301	CYC	C4C-C3C-CAC-CBC
33	gA	302	CYC	C3A-C2A-CAA-CBA
33	gA	302	CYC	C2D-C1D-CHD-C4C
33	hA	201	CYC	NA-C4A-CHB-C1B
33	hA	201	CYC	C3A-C4A-CHB-C1B
33	hA	201	CYC	C4B-C3B-CAB-CBB
33	hA	201	CYC	C2C-C3C-CAC-CBC
33	hA	201	CYC	C4C-C3C-CAC-CBC
33	hA	201	CYC	C3D-CAD-CBD-CGD
33	iA	201	CYC	C3A-C2A-CAA-CBA
33	iA	201	CYC	C2D-C1D-CHD-C4C
33	iA	202	CYC	NA-C4A-CHB-C1B
33	iA	202	CYC	C3A-C4A-CHB-C1B
33	iA	202	CYC	C2C-C3C-CAC-CBC
33	iA	202	CYC	C4C-C3C-CAC-CBC
33	jA	201	CYC	NA-C4A-CHB-C1B
33	jA	201	CYC	C3A-C4A-CHB-C1B
33	jA	201	CYC	C4B-C3B-CAB-CBB
33	jA	201	CYC	C2C-C3C-CAC-CBC
33	jA	201	CYC	C4C-C3C-CAC-CBC
33	jA	201	CYC	C3D-CAD-CBD-CGD

Continued on next page...

Continued from previous page...

Mol	Chain	Res	Type	Atoms
33	jA	202	CYC	C3A-C2A-CAA-CBA
33	jA	202	CYC	C2D-C1D-CHD-C4C
33	kA	201	CYC	NA-C4A-CHB-C1B
33	kA	201	CYC	C3A-C4A-CHB-C1B
33	kA	201	CYC	C2C-C3C-CAC-CBC
33	kA	201	CYC	C4C-C3C-CAC-CBC
33	lA	201	CYC	NA-C4A-CHB-C1B
33	lA	201	CYC	C3A-C4A-CHB-C1B
33	lA	201	CYC	C4B-C3B-CAB-CBB
33	lA	201	CYC	C2C-C3C-CAC-CBC
33	lA	201	CYC	C4C-C3C-CAC-CBC
33	lA	201	CYC	C3D-CAD-CBD-CGD
33	mA	201	CYC	C3A-C2A-CAA-CBA
33	mA	201	CYC	C2D-C1D-CHD-C4C
33	aB	201	CYC	NA-C4A-CHB-C1B
33	sB	201	CYC	NA-C4A-CHB-C1B
33	sB	201	CYC	C3A-C4A-CHB-C1B
33	sB	201	CYC	C2C-C3C-CAC-CBC
33	sB	201	CYC	C4C-C3C-CAC-CBC
33	tB	1001	CYC	NA-C1A-CHA-C4D
33	tB	1001	CYC	C2A-C1A-CHA-C4D
33	tB	1001	CYC	C1A-C2A-CAA-CBA
33	tB	1001	CYC	NA-C4A-CHB-C1B
33	tB	1001	CYC	C3A-C4A-CHB-C1B
33	tB	1001	CYC	ND-C1D-CHD-C4C
33	tB	1001	CYC	C2D-C1D-CHD-C4C
33	uB	201	CYC	NA-C4A-CHB-C1B
33	uB	201	CYC	C3A-C4A-CHB-C1B
33	uB	201	CYC	ND-C1D-CHD-C4C
33	uB	201	CYC	C2D-C1D-CHD-C4C
33	vB	201	CYC	NA-C4A-CHB-C1B
33	vB	201	CYC	C3A-C4A-CHB-C1B
33	vB	201	CYC	C2C-C3C-CAC-CBC
33	vB	201	CYC	C4C-C3C-CAC-CBC
33	wB	201	CYC	NA-C4A-CHB-C1B
33	wB	201	CYC	C3A-C4A-CHB-C1B
33	wB	201	CYC	C2C-C3C-CAC-CBC
33	wB	201	CYC	C4C-C3C-CAC-CBC
33	oB	201	CYC	NA-C4A-CHB-C1B
33	oB	201	CYC	C3A-C4A-CHB-C1B
33	oB	201	CYC	C2C-C3C-CAC-CBC
33	oB	201	CYC	C4C-C3C-CAC-CBC

Continued on next page...

Continued from previous page...

Mol	Chain	Res	Type	Atoms
33	oB	201	CYC	C2D-C1D-CHD-C4C
33	pB	201	CYC	NA-C4A-CHB-C1B
33	pB	201	CYC	C3A-C4A-CHB-C1B
33	pB	201	CYC	C2A-CAA-CBA-CGA
33	pB	201	CYC	C4B-C3B-CAB-CBB
33	qB	201	CYC	NA-C4A-CHB-C1B
33	qB	201	CYC	C3A-C4A-CHB-C1B
33	qB	201	CYC	C2C-C3C-CAC-CBC
33	qB	201	CYC	C4C-C3C-CAC-CBC
33	rB	201	CYC	C4D-C3D-CAD-CBD
33	yB	201	CYC	NA-C4A-CHB-C1B
33	yB	201	CYC	C3A-C4A-CHB-C1B
33	yB	201	CYC	C2C-C3C-CAC-CBC
33	zB	201	CYC	NA-C4A-CHB-C1B
33	zB	201	CYC	C3A-C4A-CHB-C1B
33	bC	201	CYC	NA-C4A-CHB-C1B
33	bC	201	CYC	C3A-C4A-CHB-C1B
33	bC	201	CYC	C4B-C3B-CAB-CBB
33	bC	201	CYC	C2C-C3C-CAC-CBC
33	bC	201	CYC	C4C-C3C-CAC-CBC
33	bC	201	CYC	C3D-CAD-CBD-CGD
33	cC	201	CYC	NA-C4A-CHB-C1B
33	cC	201	CYC	C3A-C4A-CHB-C1B
33	cC	201	CYC	C2C-C3C-CAC-CBC
33	cC	201	CYC	C4C-C3C-CAC-CBC
33	cC	202	CYC	C3A-C2A-CAA-CBA
33	cC	202	CYC	C2D-C1D-CHD-C4C
33	dC	201	CYC	NA-C4A-CHB-C1B
33	dC	201	CYC	C3A-C4A-CHB-C1B
33	dC	201	CYC	C4B-C3B-CAB-CBB
33	dC	201	CYC	C2C-C3C-CAC-CBC
33	dC	201	CYC	C4C-C3C-CAC-CBC
33	dC	201	CYC	C3D-CAD-CBD-CGD
33	eC	201	CYC	NA-C4A-CHB-C1B
33	eC	201	CYC	C3A-C4A-CHB-C1B
33	eC	201	CYC	C2C-C3C-CAC-CBC
33	eC	201	CYC	C4C-C3C-CAC-CBC
33	eC	202	CYC	C3A-C2A-CAA-CBA
33	eC	202	CYC	C2D-C1D-CHD-C4C
33	fC	201	CYC	NA-C4A-CHB-C1B
33	fC	201	CYC	C3A-C4A-CHB-C1B
33	fC	201	CYC	C4B-C3B-CAB-CBB

Continued on next page...

Continued from previous page...

Mol	Chain	Res	Type	Atoms
33	fC	201	CYC	C2C-C3C-CAC-CBC
33	fC	201	CYC	C4C-C3C-CAC-CBC
33	fC	201	CYC	C3D-CAD-CBD-CGD
33	gC	301	CYC	NA-C4A-CHB-C1B
33	gC	301	CYC	C3A-C4A-CHB-C1B
33	gC	301	CYC	C2C-C3C-CAC-CBC
33	gC	301	CYC	C4C-C3C-CAC-CBC
33	gC	302	CYC	C3A-C2A-CAA-CBA
33	gC	302	CYC	C2D-C1D-CHD-C4C
33	hC	201	CYC	NA-C4A-CHB-C1B
33	hC	201	CYC	C3A-C4A-CHB-C1B
33	hC	201	CYC	C4B-C3B-CAB-CBB
33	hC	201	CYC	C2C-C3C-CAC-CBC
33	hC	201	CYC	C4C-C3C-CAC-CBC
33	hC	201	CYC	C3D-CAD-CBD-CGD
33	iC	201	CYC	C3A-C2A-CAA-CBA
33	iC	201	CYC	C2D-C1D-CHD-C4C
33	iC	202	CYC	NA-C4A-CHB-C1B
33	iC	202	CYC	C3A-C4A-CHB-C1B
33	iC	202	CYC	C2C-C3C-CAC-CBC
33	iC	202	CYC	C4C-C3C-CAC-CBC
33	jC	201	CYC	NA-C4A-CHB-C1B
33	jC	201	CYC	C3A-C4A-CHB-C1B
33	jC	201	CYC	C4B-C3B-CAB-CBB
33	jC	201	CYC	C2C-C3C-CAC-CBC
33	jC	201	CYC	C4C-C3C-CAC-CBC
33	jC	201	CYC	C3D-CAD-CBD-CGD
33	jC	202	CYC	C3A-C2A-CAA-CBA
33	jC	202	CYC	C2D-C1D-CHD-C4C
33	kC	201	CYC	NA-C4A-CHB-C1B
33	kC	201	CYC	C3A-C4A-CHB-C1B
33	kC	201	CYC	C2C-C3C-CAC-CBC
33	kC	201	CYC	C4C-C3C-CAC-CBC
33	lC	201	CYC	NA-C4A-CHB-C1B
33	lC	201	CYC	C3A-C4A-CHB-C1B
33	lC	201	CYC	C4B-C3B-CAB-CBB
33	lC	201	CYC	C2C-C3C-CAC-CBC
33	lC	201	CYC	C4C-C3C-CAC-CBC
33	lC	201	CYC	C3D-CAD-CBD-CGD
33	mC	201	CYC	C3A-C2A-CAA-CBA
33	mC	201	CYC	C2D-C1D-CHD-C4C
33	aF	201	CYC	NA-C4A-CHB-C1B

Continued on next page...

Continued from previous page...

Mol	Chain	Res	Type	Atoms
33	aF	201	CYC	C3A-C4A-CHB-C1B
33	aF	201	CYC	C2C-C3C-CAC-CBC
33	aF	201	CYC	C4C-C3C-CAC-CBC
33	bF	201	CYC	C2C-C3C-CAC-CBC
33	bF	201	CYC	C4C-C3C-CAC-CBC
33	cF	201	CYC	C3A-C4A-CHB-C1B
33	dF	201	CYC	NA-C4A-CHB-C1B
33	dF	201	CYC	C3A-C4A-CHB-C1B
33	eF	201	CYC	C3A-C4A-CHB-C1B
33	eF	201	CYC	C2C-C3C-CAC-CBC
33	eF	201	CYC	C4C-C3C-CAC-CBC
33	3F	101	CYC	C2C-C3C-CAC-CBC
33	3F	101	CYC	C4C-C3C-CAC-CBC
33	fF	201	CYC	NA-C4A-CHB-C1B
33	fF	201	CYC	C3A-C4A-CHB-C1B
33	fF	201	CYC	C2C-C3C-CAC-CBC
33	fF	201	CYC	C4C-C3C-CAC-CBC
33	gF	201	CYC	NA-C4A-CHB-C1B
33	gF	201	CYC	C3A-C4A-CHB-C1B
33	hF	201	CYC	NA-C4A-CHB-C1B
33	hF	201	CYC	C3A-C4A-CHB-C1B
33	jF	201	CYC	NA-C4A-CHB-C1B
33	jF	201	CYC	C3A-C4A-CHB-C1B
33	kF	201	CYC	NA-C4A-CHB-C1B
33	kF	201	CYC	C3A-C4A-CHB-C1B
33	kF	201	CYC	C2C-C3C-CAC-CBC
33	kF	201	CYC	C4C-C3C-CAC-CBC
33	mF	201	CYC	NA-C4A-CHB-C1B
33	mF	201	CYC	C3A-C4A-CHB-C1B
33	mF	201	CYC	C2C-C3C-CAC-CBC
33	mF	201	CYC	C4C-C3C-CAC-CBC
33	nF	201	CYC	NA-C4A-CHB-C1B
33	nF	201	CYC	C3A-C4A-CHB-C1B
33	nF	202	CYC	NA-C4A-CHB-C1B
33	nF	202	CYC	C3A-C4A-CHB-C1B
33	9F	201	CYC	NA-C4A-CHB-C1B
33	9F	201	CYC	C3A-C4A-CHB-C1B
33	2G	201	CYC	C2C-C3C-CAC-CBC
33	2G	201	CYC	C2D-C1D-CHD-C4C
33	1G	201	CYC	ND-C1D-CHD-C4C
33	1G	201	CYC	C2D-C1D-CHD-C4C
33	4G	201	CYC	C2C-C3C-CAC-CBC

Continued on next page...

Continued from previous page...

Mol	Chain	Res	Type	Atoms
33	4G	201	CYC	C4C-C3C-CAC-CBC
33	5G	201	CYC	C2C-C3C-CAC-CBC
33	5G	201	CYC	C4C-C3C-CAC-CBC
33	5G	201	CYC	ND-C1D-CHD-C4C
33	5G	201	CYC	C2D-C1D-CHD-C4C
33	6G	201	CYC	NA-C4A-CHB-C1B
33	6G	201	CYC	C3A-C4A-CHB-C1B
33	7G	201	CYC	C2C-C3C-CAC-CBC
33	7G	201	CYC	C4C-C3C-CAC-CBC
33	7G	201	CYC	ND-C1D-CHD-C4C
33	7G	201	CYC	C2D-C1D-CHD-C4C
33	bH	201	CYC	NA-C4A-CHB-C1B
33	bH	201	CYC	C3A-C4A-CHB-C1B
33	bH	201	CYC	C4B-C3B-CAB-CBB
33	bH	201	CYC	C2C-C3C-CAC-CBC
33	bH	201	CYC	C4C-C3C-CAC-CBC
33	bH	201	CYC	C3D-CAD-CBD-CGD
33	cH	201	CYC	NA-C4A-CHB-C1B
33	cH	201	CYC	C3A-C4A-CHB-C1B
33	cH	201	CYC	C2C-C3C-CAC-CBC
33	cH	201	CYC	C4C-C3C-CAC-CBC
33	cH	202	CYC	C3A-C2A-CAA-CBA
33	cH	202	CYC	C2D-C1D-CHD-C4C
33	dH	201	CYC	NA-C4A-CHB-C1B
33	dH	201	CYC	C3A-C4A-CHB-C1B
33	dH	201	CYC	C4B-C3B-CAB-CBB
33	dH	201	CYC	C2C-C3C-CAC-CBC
33	dH	201	CYC	C4C-C3C-CAC-CBC
33	dH	201	CYC	C3D-CAD-CBD-CGD
33	eH	201	CYC	NA-C4A-CHB-C1B
33	eH	201	CYC	C3A-C4A-CHB-C1B
33	eH	201	CYC	C2C-C3C-CAC-CBC
33	eH	201	CYC	C4C-C3C-CAC-CBC
33	eH	202	CYC	C3A-C2A-CAA-CBA
33	eH	202	CYC	C2D-C1D-CHD-C4C
33	fH	201	CYC	NA-C4A-CHB-C1B
33	fH	201	CYC	C3A-C4A-CHB-C1B
33	fH	201	CYC	C4B-C3B-CAB-CBB
33	fH	201	CYC	C2C-C3C-CAC-CBC
33	fH	201	CYC	C4C-C3C-CAC-CBC
33	fH	201	CYC	C3D-CAD-CBD-CGD
33	gH	201	CYC	C3A-C2A-CAA-CBA

Continued on next page...

Continued from previous page...

Mol	Chain	Res	Type	Atoms
33	gH	201	CYC	C2D-C1D-CHD-C4C
33	gH	202	CYC	NA-C4A-CHB-C1B
33	gH	202	CYC	C3A-C4A-CHB-C1B
33	gH	202	CYC	C2C-C3C-CAC-CBC
33	gH	202	CYC	C4C-C3C-CAC-CBC
33	hH	201	CYC	NA-C4A-CHB-C1B
33	hH	201	CYC	C3A-C4A-CHB-C1B
33	hH	201	CYC	C4B-C3B-CAB-CBB
33	hH	201	CYC	C2C-C3C-CAC-CBC
33	hH	201	CYC	C4C-C3C-CAC-CBC
33	hH	201	CYC	C3D-CAD-CBD-CGD
33	iH	201	CYC	C3A-C2A-CAA-CBA
33	iH	201	CYC	C2D-C1D-CHD-C4C
33	iH	202	CYC	NA-C4A-CHB-C1B
33	iH	202	CYC	C3A-C4A-CHB-C1B
33	iH	202	CYC	C2C-C3C-CAC-CBC
33	iH	202	CYC	C4C-C3C-CAC-CBC
33	jH	201	CYC	NA-C4A-CHB-C1B
33	jH	201	CYC	C3A-C4A-CHB-C1B
33	jH	201	CYC	C4B-C3B-CAB-CBB
33	jH	201	CYC	C2C-C3C-CAC-CBC
33	jH	201	CYC	C4C-C3C-CAC-CBC
33	jH	201	CYC	C3D-CAD-CBD-CGD
33	jH	202	CYC	C3A-C2A-CAA-CBA
33	jH	202	CYC	C2D-C1D-CHD-C4C
33	kH	201	CYC	NA-C4A-CHB-C1B
33	kH	201	CYC	C3A-C4A-CHB-C1B
33	kH	201	CYC	C2C-C3C-CAC-CBC
33	kH	201	CYC	C4C-C3C-CAC-CBC
33	lH	201	CYC	NA-C4A-CHB-C1B
33	lH	201	CYC	C3A-C4A-CHB-C1B
33	lH	201	CYC	C4B-C3B-CAB-CBB
33	lH	201	CYC	C2C-C3C-CAC-CBC
33	lH	201	CYC	C4C-C3C-CAC-CBC
33	lH	201	CYC	C3D-CAD-CBD-CGD
33	mH	201	CYC	C3A-C2A-CAA-CBA
33	mH	201	CYC	C2D-C1D-CHD-C4C
33	bI	201	CYC	NA-C4A-CHB-C1B
33	bI	201	CYC	C3A-C4A-CHB-C1B
33	bI	201	CYC	C4B-C3B-CAB-CBB
33	bI	201	CYC	C2C-C3C-CAC-CBC
33	bI	201	CYC	C4C-C3C-CAC-CBC

Continued on next page...

Continued from previous page...

Mol	Chain	Res	Type	Atoms
33	bI	201	CYC	C3D-CAD-CBD-CGD
33	cI	201	CYC	NA-C4A-CHB-C1B
33	cI	201	CYC	C3A-C4A-CHB-C1B
33	cI	201	CYC	C2C-C3C-CAC-CBC
33	cI	201	CYC	C4C-C3C-CAC-CBC
33	cI	202	CYC	C3A-C2A-CAA-CBA
33	cI	202	CYC	C2D-C1D-CHD-C4C
33	dI	201	CYC	NA-C4A-CHB-C1B
33	dI	201	CYC	C3A-C4A-CHB-C1B
33	dI	201	CYC	C4B-C3B-CAB-CBB
33	dI	201	CYC	C2C-C3C-CAC-CBC
33	dI	201	CYC	C4C-C3C-CAC-CBC
33	dI	201	CYC	C3D-CAD-CBD-CGD
33	eI	201	CYC	NA-C4A-CHB-C1B
33	eI	201	CYC	C3A-C4A-CHB-C1B
33	eI	201	CYC	C2C-C3C-CAC-CBC
33	eI	201	CYC	C4C-C3C-CAC-CBC
33	eI	202	CYC	C3A-C2A-CAA-CBA
33	eI	202	CYC	C2D-C1D-CHD-C4C
33	fI	201	CYC	NA-C4A-CHB-C1B
33	fI	201	CYC	C3A-C4A-CHB-C1B
33	fI	201	CYC	C4B-C3B-CAB-CBB
33	fI	201	CYC	C2C-C3C-CAC-CBC
33	fI	201	CYC	C4C-C3C-CAC-CBC
33	fI	201	CYC	C3D-CAD-CBD-CGD
33	gI	301	CYC	NA-C4A-CHB-C1B
33	gI	301	CYC	C3A-C4A-CHB-C1B
33	gI	301	CYC	C2C-C3C-CAC-CBC
33	gI	301	CYC	C4C-C3C-CAC-CBC
33	gI	302	CYC	C3A-C2A-CAA-CBA
33	gI	302	CYC	C2D-C1D-CHD-C4C
33	hI	201	CYC	NA-C4A-CHB-C1B
33	hI	201	CYC	C3A-C4A-CHB-C1B
33	hI	201	CYC	C4B-C3B-CAB-CBB
33	hI	201	CYC	C2C-C3C-CAC-CBC
33	hI	201	CYC	C4C-C3C-CAC-CBC
33	hI	201	CYC	C3D-CAD-CBD-CGD
33	iI	201	CYC	C3A-C2A-CAA-CBA
33	iI	201	CYC	C2D-C1D-CHD-C4C
33	iI	202	CYC	NA-C4A-CHB-C1B
33	iI	202	CYC	C3A-C4A-CHB-C1B
33	iI	202	CYC	C2C-C3C-CAC-CBC

Continued on next page...

Continued from previous page...

Mol	Chain	Res	Type	Atoms
33	iI	202	CYC	C4C-C3C-CAC-CBC
33	jI	201	CYC	NA-C4A-CHB-C1B
33	jI	201	CYC	C3A-C4A-CHB-C1B
33	jI	201	CYC	C4B-C3B-CAB-CBB
33	jI	201	CYC	C2C-C3C-CAC-CBC
33	jI	201	CYC	C4C-C3C-CAC-CBC
33	jI	201	CYC	C3D-CAD-CBD-CGD
33	jI	202	CYC	C3A-C2A-CAA-CBA
33	jI	202	CYC	C2D-C1D-CHD-C4C
33	kI	201	CYC	NA-C4A-CHB-C1B
33	kI	201	CYC	C3A-C4A-CHB-C1B
33	kI	201	CYC	C2C-C3C-CAC-CBC
33	kI	201	CYC	C4C-C3C-CAC-CBC
33	lI	201	CYC	NA-C4A-CHB-C1B
33	lI	201	CYC	C3A-C4A-CHB-C1B
33	lI	201	CYC	C4B-C3B-CAB-CBB
33	lI	201	CYC	C2C-C3C-CAC-CBC
33	lI	201	CYC	C4C-C3C-CAC-CBC
33	lI	201	CYC	C3D-CAD-CBD-CGD
33	mI	201	CYC	C3A-C2A-CAA-CBA
33	mI	201	CYC	C2D-C1D-CHD-C4C
33	bJ	201	CYC	NA-C4A-CHB-C1B
33	bJ	201	CYC	C3A-C4A-CHB-C1B
33	bJ	201	CYC	C4B-C3B-CAB-CBB
33	bJ	201	CYC	C2C-C3C-CAC-CBC
33	bJ	201	CYC	C4C-C3C-CAC-CBC
33	bJ	201	CYC	C3D-CAD-CBD-CGD
33	cJ	201	CYC	NA-C4A-CHB-C1B
33	cJ	201	CYC	C3A-C4A-CHB-C1B
33	cJ	201	CYC	C2C-C3C-CAC-CBC
33	cJ	201	CYC	C4C-C3C-CAC-CBC
33	cJ	202	CYC	C3A-C2A-CAA-CBA
33	cJ	202	CYC	C2D-C1D-CHD-C4C
33	dJ	201	CYC	NA-C4A-CHB-C1B
33	dJ	201	CYC	C3A-C4A-CHB-C1B
33	dJ	201	CYC	C4B-C3B-CAB-CBB
33	dJ	201	CYC	C2C-C3C-CAC-CBC
33	dJ	201	CYC	C4C-C3C-CAC-CBC
33	dJ	201	CYC	C3D-CAD-CBD-CGD
33	eJ	201	CYC	NA-C4A-CHB-C1B
33	eJ	201	CYC	C3A-C4A-CHB-C1B
33	eJ	201	CYC	C2C-C3C-CAC-CBC

Continued on next page...

Continued from previous page...

Mol	Chain	Res	Type	Atoms
33	eJ	201	CYC	C4C-C3C-CAC-CBC
33	eJ	202	CYC	C3A-C2A-CAA-CBA
33	eJ	202	CYC	C2D-C1D-CHD-C4C
33	fJ	201	CYC	NA-C4A-CHB-C1B
33	fJ	201	CYC	C3A-C4A-CHB-C1B
33	fJ	201	CYC	C4B-C3B-CAB-CBB
33	fJ	201	CYC	C2C-C3C-CAC-CBC
33	fJ	201	CYC	C4C-C3C-CAC-CBC
33	fJ	201	CYC	C3D-CAD-CBD-CGD
33	gJ	201	CYC	C3A-C2A-CAA-CBA
33	gJ	201	CYC	C2D-C1D-CHD-C4C
33	gJ	202	CYC	NA-C4A-CHB-C1B
33	gJ	202	CYC	C3A-C4A-CHB-C1B
33	gJ	202	CYC	C2C-C3C-CAC-CBC
33	gJ	202	CYC	C4C-C3C-CAC-CBC
33	hJ	201	CYC	NA-C4A-CHB-C1B
33	hJ	201	CYC	C3A-C4A-CHB-C1B
33	hJ	201	CYC	C4B-C3B-CAB-CBB
33	hJ	201	CYC	C2C-C3C-CAC-CBC
33	hJ	201	CYC	C4C-C3C-CAC-CBC
33	hJ	201	CYC	C3D-CAD-CBD-CGD
33	iJ	201	CYC	C3A-C2A-CAA-CBA
33	iJ	201	CYC	C2D-C1D-CHD-C4C
33	iJ	202	CYC	NA-C4A-CHB-C1B
33	iJ	202	CYC	C3A-C4A-CHB-C1B
33	iJ	202	CYC	C2C-C3C-CAC-CBC
33	iJ	202	CYC	C4C-C3C-CAC-CBC
33	jJ	201	CYC	NA-C4A-CHB-C1B
33	jJ	201	CYC	C3A-C4A-CHB-C1B
33	jJ	201	CYC	C4B-C3B-CAB-CBB
33	jJ	201	CYC	C2C-C3C-CAC-CBC
33	jJ	201	CYC	C4C-C3C-CAC-CBC
33	jJ	201	CYC	C3D-CAD-CBD-CGD
33	jJ	202	CYC	C3A-C2A-CAA-CBA
33	jJ	202	CYC	C2D-C1D-CHD-C4C
33	kJ	201	CYC	NA-C4A-CHB-C1B
33	kJ	201	CYC	C3A-C4A-CHB-C1B
33	kJ	201	CYC	C2C-C3C-CAC-CBC
33	kJ	201	CYC	C4C-C3C-CAC-CBC
33	lJ	201	CYC	NA-C4A-CHB-C1B
33	lJ	201	CYC	C3A-C4A-CHB-C1B
33	lJ	201	CYC	C4B-C3B-CAB-CBB

Continued on next page...

Continued from previous page...

Mol	Chain	Res	Type	Atoms
33	lJ	201	CYC	C2C-C3C-CAC-CBC
33	lJ	201	CYC	C4C-C3C-CAC-CBC
33	lJ	201	CYC	C3D-CAD-CBD-CGD
33	mJ	201	CYC	C3A-C2A-CAA-CBA
33	mJ	201	CYC	C2D-C1D-CHD-C4C
33	aK	201	CYC	NA-C4A-CHB-C1B
33	aK	201	CYC	C3A-C4A-CHB-C1B
33	aK	201	CYC	C2C-C3C-CAC-CBC
33	aK	201	CYC	C4C-C3C-CAC-CBC
33	bK	201	CYC	C2C-C3C-CAC-CBC
33	bK	201	CYC	C4C-C3C-CAC-CBC
33	cK	201	CYC	C3A-C4A-CHB-C1B
33	dK	201	CYC	NA-C4A-CHB-C1B
33	dK	201	CYC	C3A-C4A-CHB-C1B
33	eK	201	CYC	C3A-C4A-CHB-C1B
33	eK	201	CYC	C2C-C3C-CAC-CBC
33	eK	201	CYC	C4C-C3C-CAC-CBC
33	3K	101	CYC	C2C-C3C-CAC-CBC
33	3K	101	CYC	C4C-C3C-CAC-CBC
33	fK	201	CYC	NA-C4A-CHB-C1B
33	fK	201	CYC	C3A-C4A-CHB-C1B
33	fK	201	CYC	C2C-C3C-CAC-CBC
33	fK	201	CYC	C4C-C3C-CAC-CBC
33	gK	201	CYC	NA-C4A-CHB-C1B
33	gK	201	CYC	C3A-C4A-CHB-C1B
33	hK	201	CYC	NA-C4A-CHB-C1B
33	hK	201	CYC	C3A-C4A-CHB-C1B
33	jK	201	CYC	NA-C4A-CHB-C1B
33	jK	201	CYC	C3A-C4A-CHB-C1B
33	kK	201	CYC	NA-C4A-CHB-C1B
33	kK	201	CYC	C3A-C4A-CHB-C1B
33	kK	201	CYC	C2C-C3C-CAC-CBC
33	kK	201	CYC	C4C-C3C-CAC-CBC
33	mK	201	CYC	NA-C4A-CHB-C1B
33	mK	201	CYC	C3A-C4A-CHB-C1B
33	mK	201	CYC	C2C-C3C-CAC-CBC
33	mK	201	CYC	C4C-C3C-CAC-CBC
33	nK	201	CYC	NA-C4A-CHB-C1B
33	nK	201	CYC	C3A-C4A-CHB-C1B
33	nK	202	CYC	NA-C4A-CHB-C1B
33	nK	202	CYC	C3A-C4A-CHB-C1B
33	9K	201	CYC	NA-C4A-CHB-C1B

Continued on next page...

Continued from previous page...

Mol	Chain	Res	Type	Atoms
33	9K	201	CYC	C3A-C4A-CHB-C1B
33	2L	201	CYC	C2C-C3C-CAC-CBC
33	2L	201	CYC	C2D-C1D-CHD-C4C
33	1L	201	CYC	ND-C1D-CHD-C4C
33	1L	201	CYC	C2D-C1D-CHD-C4C
33	4L	201	CYC	C2C-C3C-CAC-CBC
33	4L	201	CYC	C4C-C3C-CAC-CBC
33	5L	201	CYC	C2C-C3C-CAC-CBC
33	5L	201	CYC	C4C-C3C-CAC-CBC
33	5L	201	CYC	ND-C1D-CHD-C4C
33	5L	201	CYC	C2D-C1D-CHD-C4C
33	6L	201	CYC	NA-C4A-CHB-C1B
33	6L	201	CYC	C3A-C4A-CHB-C1B
33	7L	201	CYC	C2C-C3C-CAC-CBC
33	7L	201	CYC	C4C-C3C-CAC-CBC
33	7L	201	CYC	ND-C1D-CHD-C4C
33	7L	201	CYC	C2D-C1D-CHD-C4C
36	AD	404	CLA	CBD-CGD-O2D-CED
36	BD	601	CLA	C2B-C3B-CAB-CBB
36	BD	601	CLA	C4B-C3B-CAB-CBB
36	BD	601	CLA	CHA-CBD-CGD-O1D
36	BD	601	CLA	CHA-CBD-CGD-O2D
36	BD	601	CLA	CAD-CBD-CGD-O1D
36	BD	601	CLA	CBD-CGD-O2D-CED
36	BD	602	CLA	C1A-C2A-CAA-CBA
36	BD	602	CLA	C3A-C2A-CAA-CBA
36	BD	603	CLA	CBD-CGD-O2D-CED
36	BD	604	CLA	C2B-C3B-CAB-CBB
36	BD	604	CLA	C4B-C3B-CAB-CBB
36	BD	607	CLA	C1A-C2A-CAA-CBA
36	BD	607	CLA	C3A-C2A-CAA-CBA
36	BD	607	CLA	CHA-CBD-CGD-O1D
36	BD	607	CLA	CHA-CBD-CGD-O2D
36	BD	608	CLA	CBD-CGD-O2D-CED
36	BD	609	CLA	C4B-C3B-CAB-CBB
36	BD	613	CLA	CHA-CBD-CGD-O1D
36	BD	613	CLA	CHA-CBD-CGD-O2D
36	BD	613	CLA	C2-C3-C5-C6
36	BD	613	CLA	C4-C3-C5-C6
36	BD	614	CLA	CHA-CBD-CGD-O1D
36	BD	614	CLA	CHA-CBD-CGD-O2D
36	CD	503	CLA	C2B-C3B-CAB-CBB

Continued on next page...

Continued from previous page...

Mol	Chain	Res	Type	Atoms
36	CD	503	CLA	C4B-C3B-CAB-CBB
36	CD	503	CLA	CBD-CGD-O2D-CED
36	CD	504	CLA	C2B-C3B-CAB-CBB
36	CD	504	CLA	C4B-C3B-CAB-CBB
36	CD	504	CLA	CAD-CBD-CGD-O1D
36	CD	504	CLA	CAD-CBD-CGD-O2D
36	CD	505	CLA	C2B-C3B-CAB-CBB
36	CD	505	CLA	C4B-C3B-CAB-CBB
36	CD	506	CLA	C1A-C2A-CAA-CBA
36	CD	506	CLA	C3A-C2A-CAA-CBA
36	CD	506	CLA	CHA-CBD-CGD-O1D
36	CD	506	CLA	CHA-CBD-CGD-O2D
36	CD	507	CLA	C4B-C3B-CAB-CBB
36	CD	507	CLA	CHA-CBD-CGD-O1D
36	CD	507	CLA	CHA-CBD-CGD-O2D
36	CD	507	CLA	CAD-CBD-CGD-O1D
36	CD	507	CLA	CAD-CBD-CGD-O2D
36	CD	508	CLA	CHA-CBD-CGD-O1D
36	CD	508	CLA	CHA-CBD-CGD-O2D
36	CD	509	CLA	C2-C3-C5-C6
36	CD	509	CLA	C4-C3-C5-C6
36	CD	511	CLA	C4B-C3B-CAB-CBB
36	CD	511	CLA	CHA-CBD-CGD-O1D
36	CD	511	CLA	CHA-CBD-CGD-O2D
36	CD	513	CLA	CHA-CBD-CGD-O1D
36	CD	513	CLA	CHA-CBD-CGD-O2D
36	CD	513	CLA	CBD-CGD-O2D-CED
36	CD	514	CLA	C2B-C3B-CAB-CBB
36	CD	514	CLA	C4B-C3B-CAB-CBB
36	DD	405	CLA	C2B-C3B-CAB-CBB
36	DD	405	CLA	C4B-C3B-CAB-CBB
36	DD	405	CLA	CHA-CBD-CGD-O1D
36	DD	405	CLA	CHA-CBD-CGD-O2D
36	DD	406	CLA	C3A-C2A-CAA-CBA
36	HD	103	CLA	C2B-C3B-CAB-CBB
36	HD	103	CLA	C4B-C3B-CAB-CBB
36	HD	103	CLA	CHA-CBD-CGD-O1D
36	HD	103	CLA	CHA-CBD-CGD-O2D
36	AE	404	CLA	CBD-CGD-O2D-CED
36	BE	601	CLA	C2B-C3B-CAB-CBB
36	BE	601	CLA	C4B-C3B-CAB-CBB
36	BE	601	CLA	CHA-CBD-CGD-O1D

Continued on next page...

Continued from previous page...

Mol	Chain	Res	Type	Atoms
36	BE	601	CLA	CHA-CBD-CGD-O2D
36	BE	601	CLA	CAD-CBD-CGD-O1D
36	BE	601	CLA	CBD-CGD-O2D-CED
36	BE	602	CLA	C1A-C2A-CAA-CBA
36	BE	602	CLA	C3A-C2A-CAA-CBA
36	BE	603	CLA	CBD-CGD-O2D-CED
36	BE	604	CLA	C2B-C3B-CAB-CBB
36	BE	604	CLA	C4B-C3B-CAB-CBB
36	BE	607	CLA	C1A-C2A-CAA-CBA
36	BE	607	CLA	C3A-C2A-CAA-CBA
36	BE	607	CLA	CHA-CBD-CGD-O1D
36	BE	607	CLA	CHA-CBD-CGD-O2D
36	BE	608	CLA	CBD-CGD-O2D-CED
36	BE	609	CLA	C4B-C3B-CAB-CBB
36	BE	613	CLA	CHA-CBD-CGD-O1D
36	BE	613	CLA	CHA-CBD-CGD-O2D
36	BE	613	CLA	C2-C3-C5-C6
36	BE	613	CLA	C4-C3-C5-C6
36	BE	614	CLA	CHA-CBD-CGD-O1D
36	BE	614	CLA	CHA-CBD-CGD-O2D
36	CE	503	CLA	C2B-C3B-CAB-CBB
36	CE	503	CLA	C4B-C3B-CAB-CBB
36	CE	503	CLA	CBD-CGD-O2D-CED
36	CE	504	CLA	C2B-C3B-CAB-CBB
36	CE	504	CLA	C4B-C3B-CAB-CBB
36	CE	504	CLA	CAD-CBD-CGD-O1D
36	CE	504	CLA	CAD-CBD-CGD-O2D
36	CE	505	CLA	C2B-C3B-CAB-CBB
36	CE	505	CLA	C4B-C3B-CAB-CBB
36	CE	506	CLA	C1A-C2A-CAA-CBA
36	CE	506	CLA	C3A-C2A-CAA-CBA
36	CE	506	CLA	CHA-CBD-CGD-O1D
36	CE	506	CLA	CHA-CBD-CGD-O2D
36	CE	507	CLA	C4B-C3B-CAB-CBB
36	CE	507	CLA	CHA-CBD-CGD-O1D
36	CE	507	CLA	CHA-CBD-CGD-O2D
36	CE	507	CLA	CAD-CBD-CGD-O1D
36	CE	507	CLA	CAD-CBD-CGD-O2D
36	CE	508	CLA	CHA-CBD-CGD-O1D
36	CE	508	CLA	CHA-CBD-CGD-O2D
36	CE	509	CLA	C2-C3-C5-C6
36	CE	509	CLA	C4-C3-C5-C6

Continued on next page...

Continued from previous page...

Mol	Chain	Res	Type	Atoms
36	CE	511	CLA	C4B-C3B-CAB-CBB
36	CE	511	CLA	CHA-CBD-CGD-O1D
36	CE	511	CLA	CHA-CBD-CGD-O2D
36	CE	513	CLA	CHA-CBD-CGD-O1D
36	CE	513	CLA	CHA-CBD-CGD-O2D
36	CE	513	CLA	CBD-CGD-O2D-CED
36	CE	514	CLA	C2B-C3B-CAB-CBB
36	CE	514	CLA	C4B-C3B-CAB-CBB
36	DE	405	CLA	C2B-C3B-CAB-CBB
36	DE	405	CLA	C4B-C3B-CAB-CBB
36	DE	405	CLA	CHA-CBD-CGD-O1D
36	DE	405	CLA	CHA-CBD-CGD-O2D
36	DE	406	CLA	C3A-C2A-CAA-CBA
36	HE	103	CLA	C2B-C3B-CAB-CBB
36	HE	103	CLA	C4B-C3B-CAB-CBB
36	HE	103	CLA	CHA-CBD-CGD-O1D
36	HE	103	CLA	CHA-CBD-CGD-O2D
36	A1	404	CLA	CBD-CGD-O2D-CED
36	B1	601	CLA	C2B-C3B-CAB-CBB
36	B1	601	CLA	C4B-C3B-CAB-CBB
36	B1	601	CLA	CHA-CBD-CGD-O1D
36	B1	601	CLA	CHA-CBD-CGD-O2D
36	B1	601	CLA	CAD-CBD-CGD-O1D
36	B1	601	CLA	CBD-CGD-O2D-CED
36	B1	602	CLA	C1A-C2A-CAA-CBA
36	B1	602	CLA	C3A-C2A-CAA-CBA
36	B1	603	CLA	CBD-CGD-O2D-CED
36	B1	604	CLA	C2B-C3B-CAB-CBB
36	B1	604	CLA	C4B-C3B-CAB-CBB
36	B1	607	CLA	C1A-C2A-CAA-CBA
36	B1	607	CLA	C3A-C2A-CAA-CBA
36	B1	607	CLA	CHA-CBD-CGD-O1D
36	B1	607	CLA	CHA-CBD-CGD-O2D
36	B1	608	CLA	CHA-CBD-CGD-O1D
36	B1	608	CLA	CBD-CGD-O2D-CED
36	B1	609	CLA	C4B-C3B-CAB-CBB
36	B1	613	CLA	CHA-CBD-CGD-O1D
36	B1	613	CLA	CHA-CBD-CGD-O2D
36	B1	613	CLA	C2-C3-C5-C6
36	B1	613	CLA	C4-C3-C5-C6
36	B1	614	CLA	CHA-CBD-CGD-O1D
36	B1	614	CLA	CHA-CBD-CGD-O2D

Continued on next page...

Continued from previous page...

Mol	Chain	Res	Type	Atoms
36	C1	503	CLA	C2B-C3B-CAB-CBB
36	C1	503	CLA	C4B-C3B-CAB-CBB
36	C1	503	CLA	CBD-CGD-O2D-CED
36	C1	504	CLA	C2B-C3B-CAB-CBB
36	C1	504	CLA	C4B-C3B-CAB-CBB
36	C1	504	CLA	CAD-CBD-CGD-O1D
36	C1	504	CLA	CAD-CBD-CGD-O2D
36	C1	505	CLA	C2B-C3B-CAB-CBB
36	C1	505	CLA	C4B-C3B-CAB-CBB
36	C1	506	CLA	C1A-C2A-CAA-CBA
36	C1	506	CLA	C3A-C2A-CAA-CBA
36	C1	506	CLA	CHA-CBD-CGD-O1D
36	C1	506	CLA	CHA-CBD-CGD-O2D
36	C1	507	CLA	C4B-C3B-CAB-CBB
36	C1	507	CLA	CHA-CBD-CGD-O1D
36	C1	507	CLA	CHA-CBD-CGD-O2D
36	C1	507	CLA	CAD-CBD-CGD-O1D
36	C1	507	CLA	CAD-CBD-CGD-O2D
36	C1	508	CLA	CHA-CBD-CGD-O1D
36	C1	508	CLA	CHA-CBD-CGD-O2D
36	C1	509	CLA	C2-C3-C5-C6
36	C1	509	CLA	C4-C3-C5-C6
36	C1	511	CLA	C4B-C3B-CAB-CBB
36	C1	511	CLA	CHA-CBD-CGD-O1D
36	C1	511	CLA	CHA-CBD-CGD-O2D
36	C1	513	CLA	CHA-CBD-CGD-O1D
36	C1	513	CLA	CHA-CBD-CGD-O2D
36	C1	513	CLA	CBD-CGD-O2D-CED
36	C1	514	CLA	C2B-C3B-CAB-CBB
36	C1	514	CLA	C4B-C3B-CAB-CBB
36	D1	404	CLA	C2B-C3B-CAB-CBB
36	D1	404	CLA	C4B-C3B-CAB-CBB
36	D1	404	CLA	CHA-CBD-CGD-O1D
36	D1	404	CLA	CHA-CBD-CGD-O2D
36	D1	405	CLA	C3A-C2A-CAA-CBA
36	H1	103	CLA	C2B-C3B-CAB-CBB
36	H1	103	CLA	C4B-C3B-CAB-CBB
36	H1	103	CLA	CHA-CBD-CGD-O1D
36	H1	103	CLA	CHA-CBD-CGD-O2D
36	a1	405	CLA	C1A-C2A-CAA-CBA
36	a1	405	CLA	C3A-C2A-CAA-CBA
36	a1	407	CLA	C2-C3-C5-C6

Continued on next page...

Continued from previous page...

Mol	Chain	Res	Type	Atoms
36	a1	407	CLA	C4-C3-C5-C6
36	b1	603	CLA	C2B-C3B-CAB-CBB
36	b1	603	CLA	C4B-C3B-CAB-CBB
36	b1	603	CLA	CHA-CBD-CGD-O1D
36	b1	603	CLA	CHA-CBD-CGD-O2D
36	b1	603	CLA	CAD-CBD-CGD-O1D
36	b1	603	CLA	CBD-CGD-O2D-CED
36	b1	604	CLA	C1A-C2A-CAA-CBA
36	b1	604	CLA	C3A-C2A-CAA-CBA
36	b1	605	CLA	CBD-CGD-O2D-CED
36	b1	606	CLA	C2B-C3B-CAB-CBB
36	b1	606	CLA	C4B-C3B-CAB-CBB
36	b1	609	CLA	C1A-C2A-CAA-CBA
36	b1	609	CLA	C3A-C2A-CAA-CBA
36	b1	609	CLA	CHA-CBD-CGD-O1D
36	b1	609	CLA	CHA-CBD-CGD-O2D
36	b1	610	CLA	C4B-C3B-CAB-CBB
36	b1	614	CLA	CHA-CBD-CGD-O1D
36	b1	614	CLA	CHA-CBD-CGD-O2D
36	b1	614	CLA	C2-C3-C5-C6
36	b1	614	CLA	C4-C3-C5-C6
36	b1	615	CLA	CHA-CBD-CGD-O1D
36	b1	615	CLA	CHA-CBD-CGD-O2D
36	c1	502	CLA	C2B-C3B-CAB-CBB
36	c1	502	CLA	C4B-C3B-CAB-CBB
36	c1	503	CLA	C2B-C3B-CAB-CBB
36	c1	503	CLA	C4B-C3B-CAB-CBB
36	c1	503	CLA	CHA-CBD-CGD-O1D
36	c1	503	CLA	CHA-CBD-CGD-O2D
36	c1	503	CLA	CAD-CBD-CGD-O1D
36	c1	504	CLA	C2B-C3B-CAB-CBB
36	c1	504	CLA	C4B-C3B-CAB-CBB
36	c1	504	CLA	CBD-CGD-O2D-CED
36	c1	505	CLA	C1A-C2A-CAA-CBA
36	c1	505	CLA	C3A-C2A-CAA-CBA
36	c1	505	CLA	CHA-CBD-CGD-O1D
36	c1	505	CLA	CHA-CBD-CGD-O2D
36	c1	505	CLA	CAD-CBD-CGD-O1D
36	c1	506	CLA	C2B-C3B-CAB-CBB
36	c1	506	CLA	C4B-C3B-CAB-CBB
36	c1	506	CLA	CAD-CBD-CGD-O1D
36	c1	506	CLA	CAD-CBD-CGD-O2D

Continued on next page...

Continued from previous page...

Mol	Chain	Res	Type	Atoms
36	c1	507	CLA	CHA-CBD-CGD-O1D
36	c1	507	CLA	CHA-CBD-CGD-O2D
36	c1	507	CLA	CAD-CBD-CGD-O1D
36	c1	507	CLA	CAD-CBD-CGD-O2D
36	c1	507	CLA	CBD-CGD-O2D-CED
36	c1	508	CLA	C2-C3-C5-C6
36	c1	508	CLA	C4-C3-C5-C6
36	c1	509	CLA	CHA-CBD-CGD-O1D
36	c1	509	CLA	CHA-CBD-CGD-O2D
36	c1	510	CLA	C4B-C3B-CAB-CBB
36	c1	510	CLA	CBD-CGD-O2D-CED
36	c1	511	CLA	C1A-C2A-CAA-CBA
36	c1	511	CLA	C3A-C2A-CAA-CBA
36	c1	512	CLA	CHA-CBD-CGD-O1D
36	c1	512	CLA	CHA-CBD-CGD-O2D
36	c1	512	CLA	CBD-CGD-O2D-CED
36	d1	403	CLA	CHA-CBD-CGD-O1D
36	d1	403	CLA	CBD-CGD-O2D-CED
36	d1	405	CLA	C2B-C3B-CAB-CBB
36	d1	405	CLA	C4B-C3B-CAB-CBB
36	d1	405	CLA	CHA-CBD-CGD-O1D
36	d1	405	CLA	CHA-CBD-CGD-O2D
36	d1	406	CLA	C3A-C2A-CAA-CBA
36	h1	101	CLA	C2B-C3B-CAB-CBB
36	h1	101	CLA	C4B-C3B-CAB-CBB
36	h1	101	CLA	CHA-CBD-CGD-O1D
36	h1	101	CLA	CHA-CBD-CGD-O2D
36	aD	404	CLA	C1A-C2A-CAA-CBA
36	aD	404	CLA	C3A-C2A-CAA-CBA
36	aD	406	CLA	C2-C3-C5-C6
36	aD	406	CLA	C4-C3-C5-C6
36	bD	603	CLA	C2B-C3B-CAB-CBB
36	bD	603	CLA	C4B-C3B-CAB-CBB
36	bD	603	CLA	CHA-CBD-CGD-O1D
36	bD	603	CLA	CHA-CBD-CGD-O2D
36	bD	603	CLA	CAD-CBD-CGD-O1D
36	bD	603	CLA	CBD-CGD-O2D-CED
36	bD	604	CLA	C1A-C2A-CAA-CBA
36	bD	604	CLA	C3A-C2A-CAA-CBA
36	bD	605	CLA	CBD-CGD-O2D-CED
36	bD	606	CLA	C2B-C3B-CAB-CBB
36	bD	606	CLA	C4B-C3B-CAB-CBB

Continued on next page...

Continued from previous page...

Mol	Chain	Res	Type	Atoms
36	bD	609	CLA	C1A-C2A-CAA-CBA
36	bD	609	CLA	C3A-C2A-CAA-CBA
36	bD	609	CLA	CHA-CBD-CGD-O1D
36	bD	609	CLA	CHA-CBD-CGD-O2D
36	bD	610	CLA	C4B-C3B-CAB-CBB
36	bD	614	CLA	CHA-CBD-CGD-O1D
36	bD	614	CLA	CHA-CBD-CGD-O2D
36	bD	614	CLA	C2-C3-C5-C6
36	bD	614	CLA	C4-C3-C5-C6
36	bD	615	CLA	CHA-CBD-CGD-O1D
36	bD	615	CLA	CHA-CBD-CGD-O2D
36	cD	503	CLA	C2B-C3B-CAB-CBB
36	cD	503	CLA	C4B-C3B-CAB-CBB
36	cD	504	CLA	C2B-C3B-CAB-CBB
36	cD	504	CLA	C4B-C3B-CAB-CBB
36	cD	504	CLA	CHA-CBD-CGD-O1D
36	cD	504	CLA	CHA-CBD-CGD-O2D
36	cD	504	CLA	CAD-CBD-CGD-O1D
36	cD	505	CLA	C2B-C3B-CAB-CBB
36	cD	505	CLA	C4B-C3B-CAB-CBB
36	cD	505	CLA	CBD-CGD-O2D-CED
36	cD	506	CLA	C1A-C2A-CAA-CBA
36	cD	506	CLA	C3A-C2A-CAA-CBA
36	cD	506	CLA	CHA-CBD-CGD-O1D
36	cD	506	CLA	CHA-CBD-CGD-O2D
36	cD	506	CLA	CAD-CBD-CGD-O1D
36	cD	507	CLA	CHA-CBD-CGD-O1D
36	cD	507	CLA	CHA-CBD-CGD-O2D
36	cD	507	CLA	CAD-CBD-CGD-O1D
36	cD	507	CLA	CAD-CBD-CGD-O2D
36	cD	507	CLA	CBD-CGD-O2D-CED
36	cD	508	CLA	C2-C3-C5-C6
36	cD	508	CLA	C4-C3-C5-C6
36	cD	509	CLA	CHA-CBD-CGD-O1D
36	cD	509	CLA	CHA-CBD-CGD-O2D
36	cD	510	CLA	C4B-C3B-CAB-CBB
36	cD	510	CLA	CBD-CGD-O2D-CED
36	cD	511	CLA	C1A-C2A-CAA-CBA
36	cD	511	CLA	C3A-C2A-CAA-CBA
36	cD	512	CLA	CHA-CBD-CGD-O1D
36	cD	512	CLA	CHA-CBD-CGD-O2D
36	cD	512	CLA	CBD-CGD-O2D-CED

Continued on next page...

Continued from previous page...

Mol	Chain	Res	Type	Atoms
36	dD	403	CLA	CHA-CBD-CGD-O1D
36	dD	403	CLA	CBD-CGD-O2D-CED
36	dD	405	CLA	C2B-C3B-CAB-CBB
36	dD	405	CLA	C4B-C3B-CAB-CBB
36	dD	405	CLA	CHA-CBD-CGD-O1D
36	dD	405	CLA	CHA-CBD-CGD-O2D
36	dD	406	CLA	C3A-C2A-CAA-CBA
36	hD	101	CLA	C2B-C3B-CAB-CBB
36	hD	101	CLA	C4B-C3B-CAB-CBB
36	hD	101	CLA	CHA-CBD-CGD-O1D
36	hD	101	CLA	CHA-CBD-CGD-O2D
36	iD	101	CLA	C2B-C3B-CAB-CBB
36	iD	101	CLA	C4B-C3B-CAB-CBB
36	iD	101	CLA	CAD-CBD-CGD-O1D
36	iD	101	CLA	CAD-CBD-CGD-O2D
36	aE	404	CLA	C1A-C2A-CAA-CBA
36	aE	404	CLA	C3A-C2A-CAA-CBA
36	aE	406	CLA	C2-C3-C5-C6
36	aE	406	CLA	C4-C3-C5-C6
36	bE	603	CLA	C2B-C3B-CAB-CBB
36	bE	603	CLA	C4B-C3B-CAB-CBB
36	bE	603	CLA	CHA-CBD-CGD-O1D
36	bE	603	CLA	CHA-CBD-CGD-O2D
36	bE	603	CLA	CAD-CBD-CGD-O1D
36	bE	603	CLA	CBD-CGD-O2D-CED
36	bE	604	CLA	C1A-C2A-CAA-CBA
36	bE	604	CLA	C3A-C2A-CAA-CBA
36	bE	605	CLA	CBD-CGD-O2D-CED
36	bE	606	CLA	C2B-C3B-CAB-CBB
36	bE	606	CLA	C4B-C3B-CAB-CBB
36	bE	609	CLA	C1A-C2A-CAA-CBA
36	bE	609	CLA	C3A-C2A-CAA-CBA
36	bE	609	CLA	CHA-CBD-CGD-O1D
36	bE	609	CLA	CHA-CBD-CGD-O2D
36	bE	610	CLA	C4B-C3B-CAB-CBB
36	bE	614	CLA	CHA-CBD-CGD-O1D
36	bE	614	CLA	CHA-CBD-CGD-O2D
36	bE	614	CLA	C2-C3-C5-C6
36	bE	614	CLA	C4-C3-C5-C6
36	bE	615	CLA	CHA-CBD-CGD-O1D
36	bE	615	CLA	CHA-CBD-CGD-O2D
36	cE	503	CLA	C2B-C3B-CAB-CBB

Continued on next page...

Continued from previous page...

Mol	Chain	Res	Type	Atoms
36	cE	503	CLA	C4B-C3B-CAB-CBB
36	cE	504	CLA	C2B-C3B-CAB-CBB
36	cE	504	CLA	C4B-C3B-CAB-CBB
36	cE	504	CLA	CHA-CBD-CGD-O1D
36	cE	504	CLA	CHA-CBD-CGD-O2D
36	cE	504	CLA	CAD-CBD-CGD-O1D
36	cE	505	CLA	C2B-C3B-CAB-CBB
36	cE	505	CLA	C4B-C3B-CAB-CBB
36	cE	505	CLA	CBD-CGD-O2D-CED
36	cE	506	CLA	C1A-C2A-CAA-CBA
36	cE	506	CLA	C3A-C2A-CAA-CBA
36	cE	506	CLA	CHA-CBD-CGD-O1D
36	cE	506	CLA	CHA-CBD-CGD-O2D
36	cE	506	CLA	CAD-CBD-CGD-O1D
36	cE	507	CLA	CHA-CBD-CGD-O1D
36	cE	507	CLA	CHA-CBD-CGD-O2D
36	cE	507	CLA	CAD-CBD-CGD-O1D
36	cE	507	CLA	CAD-CBD-CGD-O2D
36	cE	507	CLA	CBD-CGD-O2D-CED
36	cE	508	CLA	C2-C3-C5-C6
36	cE	508	CLA	C4-C3-C5-C6
36	cE	509	CLA	CHA-CBD-CGD-O1D
36	cE	509	CLA	CHA-CBD-CGD-O2D
36	cE	510	CLA	C4B-C3B-CAB-CBB
36	cE	510	CLA	CBD-CGD-O2D-CED
36	cE	511	CLA	C1A-C2A-CAA-CBA
36	cE	511	CLA	C3A-C2A-CAA-CBA
36	cE	512	CLA	CHA-CBD-CGD-O1D
36	cE	512	CLA	CHA-CBD-CGD-O2D
36	cE	512	CLA	CBD-CGD-O2D-CED
36	dE	403	CLA	CHA-CBD-CGD-O1D
36	dE	403	CLA	CBD-CGD-O2D-CED
36	dE	405	CLA	C2B-C3B-CAB-CBB
36	dE	405	CLA	C4B-C3B-CAB-CBB
36	dE	405	CLA	CHA-CBD-CGD-O1D
36	dE	405	CLA	CHA-CBD-CGD-O2D
36	dE	406	CLA	C3A-C2A-CAA-CBA
36	hE	101	CLA	C2B-C3B-CAB-CBB
36	hE	101	CLA	C4B-C3B-CAB-CBB
36	hE	101	CLA	CHA-CBD-CGD-O1D
36	hE	101	CLA	CHA-CBD-CGD-O2D
36	iE	101	CLA	C2B-C3B-CAB-CBB

Continued on next page...

Continued from previous page...

Mol	Chain	Res	Type	Atoms
36	iE	101	CLA	C4B-C3B-CAB-CBB
36	iE	101	CLA	CAD-CBD-CGD-O1D
36	iE	101	CLA	CAD-CBD-CGD-O2D
37	AD	406	PL9	C9-C11-C12-C13
37	AD	406	PL9	C14-C16-C17-C18
37	AD	406	PL9	C39-C41-C42-C43
37	AE	406	PL9	C9-C11-C12-C13
37	AE	406	PL9	C14-C16-C17-C18
37	AE	406	PL9	C39-C41-C42-C43
37	A1	406	PL9	C9-C11-C12-C13
37	A1	406	PL9	C14-C16-C17-C18
37	A1	406	PL9	C39-C41-C42-C43
37	a1	409	PL9	C9-C11-C12-C13
37	a1	409	PL9	C14-C16-C17-C18
37	a1	409	PL9	C38-C39-C41-C42
37	a1	409	PL9	C40-C39-C41-C42
37	aD	408	PL9	C9-C11-C12-C13
37	aD	408	PL9	C14-C16-C17-C18
37	aD	408	PL9	C38-C39-C41-C42
37	aD	408	PL9	C40-C39-C41-C42
37	aE	408	PL9	C9-C11-C12-C13
37	aE	408	PL9	C14-C16-C17-C18
37	aE	408	PL9	C38-C39-C41-C42
37	aE	408	PL9	C40-C39-C41-C42
38	AD	407	SQD	O5-C5-C6-S
38	AD	407	SQD	C5-C6-S-O7
38	AD	407	SQD	C5-C6-S-O8
38	BD	621	SQD	O5-C5-C6-S
38	BD	621	SQD	C5-C6-S-O9
38	CD	501	SQD	C2-C1-O6-C44
38	CD	501	SQD	O5-C1-O6-C44
38	DD	414	SQD	O5-C5-C6-S
38	DD	414	SQD	C5-C6-S-O7
38	DD	414	SQD	C5-C6-S-O8
38	DD	414	SQD	C5-C6-S-O9
38	LD	101	SQD	C2-C1-O6-C44
38	LD	101	SQD	O5-C1-O6-C44
38	LD	101	SQD	O49-C7-O47-C45
38	LD	102	SQD	C2-C1-O6-C44
38	LD	102	SQD	O5-C1-O6-C44
38	LD	102	SQD	O49-C7-O47-C45
38	AE	407	SQD	O5-C5-C6-S

Continued on next page...

Continued from previous page...

Mol	Chain	Res	Type	Atoms
38	AE	407	SQD	C5-C6-S-O7
38	AE	407	SQD	C5-C6-S-O8
38	BE	621	SQD	O5-C5-C6-S
38	BE	621	SQD	C5-C6-S-O9
38	CE	501	SQD	C2-C1-O6-C44
38	CE	501	SQD	O5-C1-O6-C44
38	DE	414	SQD	O5-C5-C6-S
38	DE	414	SQD	C5-C6-S-O7
38	DE	414	SQD	C5-C6-S-O8
38	DE	414	SQD	C5-C6-S-O9
38	LE	101	SQD	C2-C1-O6-C44
38	LE	101	SQD	O5-C1-O6-C44
38	LE	101	SQD	O49-C7-O47-C45
38	LE	102	SQD	C2-C1-O6-C44
38	LE	102	SQD	O5-C1-O6-C44
38	LE	102	SQD	O49-C7-O47-C45
38	A1	407	SQD	O5-C5-C6-S
38	A1	407	SQD	C5-C6-S-O7
38	A1	407	SQD	C5-C6-S-O8
38	B1	622	SQD	O5-C5-C6-S
38	B1	622	SQD	C5-C6-S-O9
38	C1	501	SQD	C2-C1-O6-C44
38	C1	501	SQD	O5-C1-O6-C44
38	D1	413	SQD	O5-C5-C6-S
38	D1	413	SQD	C5-C6-S-O7
38	D1	413	SQD	C5-C6-S-O8
38	D1	413	SQD	C5-C6-S-O9
38	L1	101	SQD	C2-C1-O6-C44
38	L1	101	SQD	O5-C1-O6-C44
38	L1	101	SQD	O49-C7-O47-C45
38	L1	102	SQD	C2-C1-O6-C44
38	L1	102	SQD	O5-C1-O6-C44
38	L1	102	SQD	O49-C7-O47-C45
38	c1	501	SQD	O5-C5-C6-S
38	c1	501	SQD	C5-C6-S-O8
38	c1	501	SQD	C5-C6-S-O9
38	d1	414	SQD	C5-C6-S-O7
38	d1	414	SQD	C5-C6-S-O8
38	d1	414	SQD	C5-C6-S-O9
38	h1	103	SQD	O5-C1-O6-C44
38	h1	103	SQD	O47-C45-C46-O48
38	h1	103	SQD	O49-C7-O47-C45

Continued on next page...

Continued from previous page...

Mol	Chain	Res	Type	Atoms
38	h1	103	SQD	C8-C7-O47-C45
38	h1	103	SQD	O5-C5-C6-S
38	h1	103	SQD	C5-C6-S-O8
38	h1	103	SQD	C5-C6-S-O9
38	cD	502	SQD	O5-C5-C6-S
38	cD	502	SQD	C5-C6-S-O8
38	cD	502	SQD	C5-C6-S-O9
38	dD	414	SQD	O5-C5-C6-S
38	dD	414	SQD	C5-C6-S-O7
38	dD	414	SQD	C5-C6-S-O8
38	dD	414	SQD	C5-C6-S-O9
38	hD	103	SQD	O5-C1-O6-C44
38	hD	103	SQD	O47-C45-C46-O48
38	hD	103	SQD	O49-C7-O47-C45
38	hD	103	SQD	C8-C7-O47-C45
38	hD	103	SQD	O5-C5-C6-S
38	hD	103	SQD	C5-C6-S-O8
38	hD	103	SQD	C5-C6-S-O9
38	cE	502	SQD	O5-C5-C6-S
38	cE	502	SQD	C5-C6-S-O8
38	cE	502	SQD	C5-C6-S-O9
38	dE	414	SQD	O5-C5-C6-S
38	dE	414	SQD	C5-C6-S-O7
38	dE	414	SQD	C5-C6-S-O8
38	dE	414	SQD	C5-C6-S-O9
38	hE	103	SQD	O5-C1-O6-C44
38	hE	103	SQD	O47-C45-C46-O48
38	hE	103	SQD	O49-C7-O47-C45
38	hE	103	SQD	C8-C7-O47-C45
38	hE	103	SQD	O5-C5-C6-S
38	hE	103	SQD	C5-C6-S-O8
38	hE	103	SQD	C5-C6-S-O9
39	DD	411	LMG	O1-C7-C8-O7
39	JD	102	LMG	O6-C1-O1-C7
39	JD	102	LMG	O9-C10-O7-C8
39	JD	102	LMG	C11-C10-O7-C8
39	MD	101	LMG	C11-C10-O7-C8
39	DE	411	LMG	O1-C7-C8-O7
39	JE	102	LMG	O6-C1-O1-C7
39	JE	102	LMG	O9-C10-O7-C8
39	JE	102	LMG	C11-C10-O7-C8
39	ME	101	LMG	C11-C10-O7-C8

Continued on next page...

Continued from previous page...

Mol	Chain	Res	Type	Atoms
39	D1	410	LMG	O1-C7-C8-O7
39	J1	102	LMG	O6-C1-O1-C7
39	J1	102	LMG	O9-C10-O7-C8
39	J1	102	LMG	C11-C10-O7-C8
39	M1	101	LMG	C11-C10-O7-C8
39	d1	411	LMG	O1-C7-C8-O7
39	j1	102	LMG	O6-C1-O1-C7
39	j1	102	LMG	C11-C10-O7-C8
39	m1	101	LMG	C11-C10-O7-C8
39	y1	101	LMG	C11-C10-O7-C8
39	dD	411	LMG	O1-C7-C8-O7
39	jD	102	LMG	O6-C1-O1-C7
39	jD	102	LMG	C11-C10-O7-C8
39	mD	101	LMG	C11-C10-O7-C8
39	yD	101	LMG	C11-C10-O7-C8
39	dE	411	LMG	O1-C7-C8-O7
39	jE	102	LMG	O6-C1-O1-C7
39	jE	102	LMG	C11-C10-O7-C8
39	mE	101	LMG	C11-C10-O7-C8
39	yE	101	LMG	C11-C10-O7-C8
40	AD	409	LMT	C2-C1-O1'-C1'
40	AD	412	LMT	C2'-C1'-O1'-C1
40	AD	412	LMT	O5'-C1'-O1'-C1
40	BD	623	LMT	C2-C1-O1'-C1'
40	CD	521	LMT	C2'-C1'-O1'-C1
40	CD	521	LMT	O5'-C1'-O1'-C1
40	CD	521	LMT	C2-C1-O1'-C1'
40	DD	404	LMT	C2'-C1'-O1'-C1
40	DD	404	LMT	O5'-C1'-O1'-C1
40	AE	409	LMT	C2-C1-O1'-C1'
40	AE	412	LMT	C2'-C1'-O1'-C1
40	AE	412	LMT	O5'-C1'-O1'-C1
40	BE	623	LMT	C2-C1-O1'-C1'
40	DE	404	LMT	C2'-C1'-O1'-C1
40	DE	404	LMT	O5'-C1'-O1'-C1
40	A1	409	LMT	C2-C1-O1'-C1'
40	A1	413	LMT	C2'-C1'-O1'-C1
40	A1	413	LMT	O5'-C1'-O1'-C1
40	B1	620	LMT	C2'-C1'-O1'-C1
40	B1	620	LMT	O5'-C1'-O1'-C1
40	B1	620	LMT	C2-C1-O1'-C1'
40	B1	623	LMT	C2-C1-O1'-C1'

Continued on next page...

Continued from previous page...

Mol	Chain	Res	Type	Atoms
40	C1	520	LMT	C2'-C1'-O1'-C1
40	C1	520	LMT	O5'-C1'-O1'-C1
40	C1	520	LMT	C2-C1-O1'-C1'
40	D1	403	LMT	C2'-C1'-O1'-C1
40	D1	403	LMT	O5'-C1'-O1'-C1
40	b1	601	LMT	C2-C1-O1'-C1'
40	b1	602	LMT	C2-C1-O1'-C1'
40	d1	404	LMT	C2'-C1'-O1'-C1
40	d1	404	LMT	O5'-C1'-O1'-C1
40	i1	102	LMT	C2-C1-O1'-C1'
40	j1	101	LMT	O5'-C1'-O1'-C1
40	bD	601	LMT	C2-C1-O1'-C1'
40	bD	602	LMT	C2-C1-O1'-C1'
40	cD	501	LMT	C2'-C1'-O1'-C1
40	cD	501	LMT	O5'-C1'-O1'-C1
40	cD	501	LMT	C2-C1-O1'-C1'
40	dD	404	LMT	C2'-C1'-O1'-C1
40	dD	404	LMT	O5'-C1'-O1'-C1
40	iD	103	LMT	C2-C1-O1'-C1'
40	jD	101	LMT	O5'-C1'-O1'-C1
40	bE	601	LMT	C2-C1-O1'-C1'
40	bE	602	LMT	C2-C1-O1'-C1'
40	bE	621	LMT	C2'-C1'-O1'-C1
40	bE	621	LMT	O5'-C1'-O1'-C1
40	bE	621	LMT	C2-C1-O1'-C1'
40	cE	501	LMT	C2'-C1'-O1'-C1
40	cE	501	LMT	O5'-C1'-O1'-C1
40	cE	501	LMT	C2-C1-O1'-C1'
40	dE	404	LMT	C2'-C1'-O1'-C1
40	dE	404	LMT	O5'-C1'-O1'-C1
40	iE	103	LMT	C2-C1-O1'-C1'
40	jE	101	LMT	O5'-C1'-O1'-C1
42	AD	411	LHG	C3-O3-P-O5
42	AD	411	LHG	C3-O3-P-O6
42	AD	411	LHG	C4-O6-P-O3
42	AD	411	LHG	O6-C4-C5-O7
42	BD	620	LHG	C3-O3-P-O4
42	BD	620	LHG	C3-O3-P-O5
42	BD	620	LHG	C4-O6-P-O4
42	DD	409	LHG	C3-O3-P-O4
42	DD	409	LHG	C4-O6-P-O4
42	DD	410	LHG	C3-O3-P-O5

Continued on next page...

Continued from previous page...

Mol	Chain	Res	Type	Atoms
42	AE	411	LHG	C3-O3-P-O5
42	AE	411	LHG	C3-O3-P-O6
42	AE	411	LHG	C4-O6-P-O3
42	AE	411	LHG	O6-C4-C5-O7
42	BE	620	LHG	C3-O3-P-O4
42	BE	620	LHG	C3-O3-P-O5
42	BE	620	LHG	C4-O6-P-O4
42	DE	409	LHG	C3-O3-P-O4
42	DE	409	LHG	C4-O6-P-O4
42	DE	410	LHG	C3-O3-P-O5
42	A1	411	LHG	C3-O3-P-O5
42	A1	411	LHG	C3-O3-P-O6
42	A1	411	LHG	C4-O6-P-O3
42	A1	411	LHG	O6-C4-C5-O7
42	B1	621	LHG	C3-O3-P-O4
42	B1	621	LHG	C3-O3-P-O5
42	B1	621	LHG	C4-O6-P-O4
42	D1	408	LHG	C3-O3-P-O4
42	D1	408	LHG	C4-O6-P-O4
42	D1	409	LHG	C3-O3-P-O5
42	a1	412	LHG	O6-C4-C5-O7
42	d1	409	LHG	C3-O3-P-O4
42	d1	409	LHG	C4-O6-P-O4
42	d1	410	LHG	C3-O3-P-O5
42	e1	101	LHG	C4-O6-P-O4
42	e1	101	LHG	C4-O6-P-O5
42	l1	101	LHG	C3-O3-P-O4
42	l1	101	LHG	C3-O3-P-O5
42	l1	101	LHG	C4-O6-P-O4
42	aD	411	LHG	O6-C4-C5-O7
42	dD	409	LHG	C3-O3-P-O4
42	dD	409	LHG	C4-O6-P-O4
42	dD	410	LHG	C3-O3-P-O5
42	eD	101	LHG	C4-O6-P-O4
42	eD	101	LHG	C4-O6-P-O5
42	lD	101	LHG	C3-O3-P-O4
42	lD	101	LHG	C3-O3-P-O5
42	lD	101	LHG	C4-O6-P-O4
42	aE	411	LHG	O6-C4-C5-O7
42	dE	409	LHG	C3-O3-P-O4
42	dE	409	LHG	C4-O6-P-O4
42	dE	410	LHG	C3-O3-P-O5

Continued on next page...

Continued from previous page...

Mol	Chain	Res	Type	Atoms
42	eE	101	LHG	C4-O6-P-O4
42	eE	101	LHG	C4-O6-P-O5
42	lE	101	LHG	C3-O3-P-O4
42	lE	101	LHG	C3-O3-P-O5
42	lE	101	LHG	C4-O6-P-O4
43	CD	516	BCR	C1-C6-C7-C8
43	CD	520	BCR	C7-C8-C9-C10
43	CD	520	BCR	C7-C8-C9-C34
43	DD	407	BCR	C5-C6-C7-C8
43	DD	407	BCR	C21-C22-C23-C24
43	DD	407	BCR	C37-C22-C23-C24
43	ID	102	BCR	C1-C6-C7-C8
43	ID	102	BCR	C7-C8-C9-C10
43	ID	102	BCR	C7-C8-C9-C34
43	ID	102	BCR	C21-C22-C23-C24
43	ID	102	BCR	C37-C22-C23-C24
43	XD	102	BCR	C7-C8-C9-C10
43	XD	102	BCR	C7-C8-C9-C34
43	XD	102	BCR	C23-C24-C25-C30
43	ZD	101	BCR	C17-C18-C19-C20
43	ZD	101	BCR	C36-C18-C19-C20
43	CE	516	BCR	C1-C6-C7-C8
43	DE	407	BCR	C5-C6-C7-C8
43	DE	407	BCR	C21-C22-C23-C24
43	DE	407	BCR	C37-C22-C23-C24
43	IE	102	BCR	C1-C6-C7-C8
43	IE	102	BCR	C7-C8-C9-C10
43	IE	102	BCR	C7-C8-C9-C34
43	IE	102	BCR	C21-C22-C23-C24
43	IE	102	BCR	C37-C22-C23-C24
43	XE	102	BCR	C7-C8-C9-C10
43	XE	102	BCR	C7-C8-C9-C34
43	XE	102	BCR	C23-C24-C25-C30
43	ZE	101	BCR	C17-C18-C19-C20
43	ZE	101	BCR	C36-C18-C19-C20
43	ZE	102	BCR	C7-C8-C9-C10
43	ZE	102	BCR	C7-C8-C9-C34
43	C1	516	BCR	C1-C6-C7-C8
43	D1	406	BCR	C5-C6-C7-C8
43	D1	406	BCR	C21-C22-C23-C24
43	D1	406	BCR	C37-C22-C23-C24
43	I1	102	BCR	C1-C6-C7-C8

Continued on next page...

Continued from previous page...

Mol	Chain	Res	Type	Atoms
43	I1	102	BCR	C7-C8-C9-C10
43	I1	102	BCR	C7-C8-C9-C34
43	I1	102	BCR	C21-C22-C23-C24
43	I1	102	BCR	C37-C22-C23-C24
43	X1	102	BCR	C7-C8-C9-C10
43	X1	102	BCR	C7-C8-C9-C34
43	X1	102	BCR	C23-C24-C25-C30
43	Z1	101	BCR	C17-C18-C19-C20
43	Z1	101	BCR	C36-C18-C19-C20
43	Z1	102	BCR	C7-C8-C9-C10
43	Z1	102	BCR	C7-C8-C9-C34
43	c1	515	BCR	C17-C18-C19-C20
43	c1	515	BCR	C36-C18-C19-C20
43	d1	407	BCR	C5-C6-C7-C8
43	d1	407	BCR	C21-C22-C23-C24
43	d1	407	BCR	C37-C22-C23-C24
43	h1	105	BCR	C7-C8-C9-C10
43	h1	105	BCR	C7-C8-C9-C34
43	h1	105	BCR	C23-C24-C25-C30
43	i1	101	BCR	C21-C22-C23-C24
43	i1	101	BCR	C37-C22-C23-C24
43	k1	102	BCR	C7-C8-C9-C10
43	k1	102	BCR	C7-C8-C9-C34
43	z1	101	BCR	C17-C18-C19-C20
43	z1	101	BCR	C36-C18-C19-C20
43	cD	515	BCR	C17-C18-C19-C20
43	cD	515	BCR	C36-C18-C19-C20
43	dD	407	BCR	C5-C6-C7-C8
43	dD	407	BCR	C21-C22-C23-C24
43	dD	407	BCR	C37-C22-C23-C24
43	hD	105	BCR	C7-C8-C9-C10
43	hD	105	BCR	C7-C8-C9-C34
43	hD	105	BCR	C23-C24-C25-C30
43	iD	102	BCR	C21-C22-C23-C24
43	iD	102	BCR	C37-C22-C23-C24
43	kD	102	BCR	C7-C8-C9-C10
43	kD	102	BCR	C7-C8-C9-C34
43	zD	101	BCR	C17-C18-C19-C20
43	zD	101	BCR	C36-C18-C19-C20
43	cE	515	BCR	C17-C18-C19-C20
43	cE	515	BCR	C36-C18-C19-C20
43	dE	407	BCR	C5-C6-C7-C8

Continued on next page...

Continued from previous page...

Mol	Chain	Res	Type	Atoms
43	dE	407	BCR	C21-C22-C23-C24
43	dE	407	BCR	C37-C22-C23-C24
43	hE	105	BCR	C7-C8-C9-C10
43	hE	105	BCR	C7-C8-C9-C34
43	hE	105	BCR	C23-C24-C25-C30
43	iE	102	BCR	C1-C6-C7-C8
43	iE	102	BCR	C21-C22-C23-C24
43	iE	102	BCR	C37-C22-C23-C24
43	kE	102	BCR	C7-C8-C9-C10
43	kE	102	BCR	C7-C8-C9-C34
43	zE	101	BCR	C17-C18-C19-C20
43	zE	101	BCR	C36-C18-C19-C20
45	DD	401	PHO	C1A-C2A-CAA-CBA
45	DD	401	PHO	C11-C12-C13-C14
45	DD	401	PHO	C12-C13-C15-C16
45	DD	403	PHO	C1A-C2A-CAA-CBA
45	DD	403	PHO	C3A-C2A-CAA-CBA
45	DE	401	PHO	C1A-C2A-CAA-CBA
45	DE	401	PHO	C11-C10-C8-C7
45	DE	401	PHO	C11-C12-C13-C14
45	DE	403	PHO	C1A-C2A-CAA-CBA
45	DE	403	PHO	C3A-C2A-CAA-CBA
45	A1	412	PHO	C1A-C2A-CAA-CBA
45	A1	412	PHO	C3A-C2A-CAA-CBA
45	A1	412	PHO	C11-C12-C13-C14
45	D1	402	PHO	C1A-C2A-CAA-CBA
45	a1	413	PHO	C3A-C2A-CAA-CBA
45	d1	402	PHO	C1A-C2A-CAA-CBA
45	d1	402	PHO	C3A-C2A-CAA-CBA
45	aD	412	PHO	C1A-C2A-CAA-CBA
45	aD	412	PHO	C11-C10-C8-C7
45	aD	412	PHO	C11-C12-C13-C14
45	dD	402	PHO	C1A-C2A-CAA-CBA
45	dD	402	PHO	C3A-C2A-CAA-CBA
45	aE	412	PHO	C1A-C2A-CAA-CBA
45	dE	402	PHO	C1A-C2A-CAA-CBA
45	dE	402	PHO	C3A-C2A-CAA-CBA
47	ED	101	HEM	C2B-C3B-CAB-CBB
47	ED	101	HEM	C4B-C3B-CAB-CBB
47	ED	101	HEM	C2C-C3C-CAC-CBC
47	ED	101	HEM	C4C-C3C-CAC-CBC
47	VD	201	HEM	C2B-C3B-CAB-CBB

Continued on next page...

Continued from previous page...

Mol	Chain	Res	Type	Atoms
47	VD	201	HEM	C2C-C3C-CAC-CBC
47	VD	201	HEM	C4C-C3C-CAC-CBC
47	EE	101	HEM	C2B-C3B-CAB-CBB
47	EE	101	HEM	C4B-C3B-CAB-CBB
47	EE	101	HEM	C2C-C3C-CAC-CBC
47	EE	101	HEM	C4C-C3C-CAC-CBC
47	VE	201	HEM	C2B-C3B-CAB-CBB
47	VE	201	HEM	C2C-C3C-CAC-CBC
47	VE	201	HEM	C4C-C3C-CAC-CBC
47	E1	101	HEM	C2B-C3B-CAB-CBB
47	E1	101	HEM	C4B-C3B-CAB-CBB
47	E1	101	HEM	C2C-C3C-CAC-CBC
47	E1	101	HEM	C4C-C3C-CAC-CBC
47	V1	201	HEM	C2B-C3B-CAB-CBB
47	V1	201	HEM	C2C-C3C-CAC-CBC
47	V1	201	HEM	C4C-C3C-CAC-CBC
47	f1	101	HEM	C2B-C3B-CAB-CBB
47	f1	101	HEM	C4B-C3B-CAB-CBB
47	f1	101	HEM	C2C-C3C-CAC-CBC
47	f1	101	HEM	C4C-C3C-CAC-CBC
47	v1	201	HEM	C2B-C3B-CAB-CBB
47	v1	201	HEM	C2C-C3C-CAC-CBC
47	v1	201	HEM	C4C-C3C-CAC-CBC
47	fD	101	HEM	C2B-C3B-CAB-CBB
47	fD	101	HEM	C4B-C3B-CAB-CBB
47	fD	101	HEM	C2C-C3C-CAC-CBC
47	fD	101	HEM	C4C-C3C-CAC-CBC
47	vD	201	HEM	C2B-C3B-CAB-CBB
47	vD	201	HEM	C2C-C3C-CAC-CBC
47	vD	201	HEM	C4C-C3C-CAC-CBC
47	fE	101	HEM	C2B-C3B-CAB-CBB
47	fE	101	HEM	C4B-C3B-CAB-CBB
47	fE	101	HEM	C2C-C3C-CAC-CBC
47	fE	101	HEM	C4C-C3C-CAC-CBC
47	vE	201	HEM	C2B-C3B-CAB-CBB
47	vE	201	HEM	C2C-C3C-CAC-CBC
47	vE	201	HEM	C4C-C3C-CAC-CBC
33	XF	201	CYC	C2B-C3B-CAB-CBB
33	XK	201	CYC	C2B-C3B-CAB-CBB
33	c2	201	CYC	C2B-C3B-CAB-CBB
33	e2	201	CYC	C2B-C3B-CAB-CBB
33	g2	202	CYC	C2B-C3B-CAB-CBB

Continued on next page...

Continued from previous page...

Mol	Chain	Res	Type	Atoms
33	i2	202	CYC	C2B-C3B-CAB-CBB
33	k2	201	CYC	C2B-C3B-CAB-CBB
33	c3	201	CYC	C2B-C3B-CAB-CBB
33	e3	201	CYC	C2B-C3B-CAB-CBB
33	g3	202	CYC	C2B-C3B-CAB-CBB
33	i3	202	CYC	C2B-C3B-CAB-CBB
33	k3	201	CYC	C2B-C3B-CAB-CBB
33	p4	201	CYC	C2B-C3B-CAB-CBB
33	c5	201	CYC	C2B-C3B-CAB-CBB
33	e5	201	CYC	C2B-C3B-CAB-CBB
33	g5	202	CYC	C2B-C3B-CAB-CBB
33	i5	202	CYC	C2B-C3B-CAB-CBB
33	k5	201	CYC	C2B-C3B-CAB-CBB
33	c6	201	CYC	C2B-C3B-CAB-CBB
33	e6	201	CYC	C2B-C3B-CAB-CBB
33	g6	202	CYC	C2B-C3B-CAB-CBB
33	i6	202	CYC	C2B-C3B-CAB-CBB
33	k6	201	CYC	C2B-C3B-CAB-CBB
33	c7	201	CYC	C2B-C3B-CAB-CBB
33	e7	201	CYC	C2B-C3B-CAB-CBB
33	g7	202	CYC	C2B-C3B-CAB-CBB
33	i7	202	CYC	C2B-C3B-CAB-CBB
33	k7	201	CYC	C2B-C3B-CAB-CBB
33	c8	201	CYC	C2B-C3B-CAB-CBB
33	e8	201	CYC	C2B-C3B-CAB-CBB
33	g8	202	CYC	C2B-C3B-CAB-CBB
33	i8	202	CYC	C2B-C3B-CAB-CBB
33	k8	201	CYC	C2B-C3B-CAB-CBB
33	c9	201	CYC	C2B-C3B-CAB-CBB
33	e9	201	CYC	C2B-C3B-CAB-CBB
33	g9	202	CYC	C2B-C3B-CAB-CBB
33	i9	202	CYC	C2B-C3B-CAB-CBB
33	k9	201	CYC	C2B-C3B-CAB-CBB
33	cA	201	CYC	C2B-C3B-CAB-CBB
33	eA	201	CYC	C2B-C3B-CAB-CBB
33	gA	301	CYC	C2B-C3B-CAB-CBB
33	iA	202	CYC	C2B-C3B-CAB-CBB
33	kA	201	CYC	C2B-C3B-CAB-CBB
33	pB	201	CYC	C2B-C3B-CAB-CBB
33	cC	201	CYC	C2B-C3B-CAB-CBB
33	eC	201	CYC	C2B-C3B-CAB-CBB
33	gC	301	CYC	C2B-C3B-CAB-CBB

Continued on next page...

Continued from previous page...

Mol	Chain	Res	Type	Atoms
33	iC	202	CYC	C2B-C3B-CAB-CBB
33	kC	201	CYC	C2B-C3B-CAB-CBB
33	cH	201	CYC	C2B-C3B-CAB-CBB
33	eH	201	CYC	C2B-C3B-CAB-CBB
33	gH	202	CYC	C2B-C3B-CAB-CBB
33	iH	202	CYC	C2B-C3B-CAB-CBB
33	kH	201	CYC	C2B-C3B-CAB-CBB
33	cI	201	CYC	C2B-C3B-CAB-CBB
33	eI	201	CYC	C2B-C3B-CAB-CBB
33	gI	301	CYC	C2B-C3B-CAB-CBB
33	iI	202	CYC	C2B-C3B-CAB-CBB
33	kI	201	CYC	C2B-C3B-CAB-CBB
33	cJ	201	CYC	C2B-C3B-CAB-CBB
33	eJ	201	CYC	C2B-C3B-CAB-CBB
33	gJ	202	CYC	C2B-C3B-CAB-CBB
33	iJ	202	CYC	C2B-C3B-CAB-CBB
33	kJ	201	CYC	C2B-C3B-CAB-CBB
36	BD	603	CLA	O1D-CGD-O2D-CED
36	CD	515	CLA	O1D-CGD-O2D-CED
36	BE	603	CLA	O1D-CGD-O2D-CED
36	CE	515	CLA	O1D-CGD-O2D-CED
36	B1	603	CLA	O1D-CGD-O2D-CED
36	C1	515	CLA	O1D-CGD-O2D-CED
36	a1	405	CLA	O1D-CGD-O2D-CED
36	b1	605	CLA	O1D-CGD-O2D-CED
36	c1	514	CLA	O1D-CGD-O2D-CED
36	aD	404	CLA	O1D-CGD-O2D-CED
36	bD	605	CLA	O1D-CGD-O2D-CED
36	cD	514	CLA	O1D-CGD-O2D-CED
36	aE	404	CLA	O1D-CGD-O2D-CED
36	bE	605	CLA	O1D-CGD-O2D-CED
36	cE	514	CLA	O1D-CGD-O2D-CED
33	RG	201	CYC	C2B-C3B-CAB-CBB
33	RL	201	CYC	C2B-C3B-CAB-CBB
36	AD	404	CLA	O1D-CGD-O2D-CED
36	CD	513	CLA	O1D-CGD-O2D-CED
36	HD	103	CLA	O1D-CGD-O2D-CED
36	AE	404	CLA	O1D-CGD-O2D-CED
36	CE	513	CLA	O1D-CGD-O2D-CED
36	HE	103	CLA	O1D-CGD-O2D-CED
36	A1	404	CLA	O1D-CGD-O2D-CED
36	C1	513	CLA	O1D-CGD-O2D-CED

Continued on next page...

Continued from previous page...

Mol	Chain	Res	Type	Atoms
36	H1	103	CLA	O1D-CGD-O2D-CED
36	h1	101	CLA	O1D-CGD-O2D-CED
36	hD	101	CLA	O1D-CGD-O2D-CED
36	hE	101	CLA	O1D-CGD-O2D-CED
36	AD	405	CLA	CBD-CGD-O2D-CED
36	BD	607	CLA	CBD-CGD-O2D-CED
36	BD	614	CLA	CBD-CGD-O2D-CED
36	CD	505	CLA	CBD-CGD-O2D-CED
36	CD	508	CLA	CBD-CGD-O2D-CED
36	CD	509	CLA	CBD-CGD-O2D-CED
36	CD	510	CLA	CBD-CGD-O2D-CED
36	CD	511	CLA	CBD-CGD-O2D-CED
36	CD	515	CLA	CBD-CGD-O2D-CED
36	DD	406	CLA	CBD-CGD-O2D-CED
36	HD	103	CLA	CBD-CGD-O2D-CED
36	AE	405	CLA	CBD-CGD-O2D-CED
36	BE	607	CLA	CBD-CGD-O2D-CED
36	BE	614	CLA	CBD-CGD-O2D-CED
36	CE	505	CLA	CBD-CGD-O2D-CED
36	CE	508	CLA	CBD-CGD-O2D-CED
36	CE	509	CLA	CBD-CGD-O2D-CED
36	CE	510	CLA	CBD-CGD-O2D-CED
36	CE	511	CLA	CBD-CGD-O2D-CED
36	CE	515	CLA	CBD-CGD-O2D-CED
36	DE	406	CLA	CBD-CGD-O2D-CED
36	HE	103	CLA	CBD-CGD-O2D-CED
36	A1	405	CLA	CBD-CGD-O2D-CED
36	B1	607	CLA	CBD-CGD-O2D-CED
36	B1	614	CLA	CBD-CGD-O2D-CED
36	C1	505	CLA	CBD-CGD-O2D-CED
36	C1	508	CLA	CBD-CGD-O2D-CED
36	C1	509	CLA	CBD-CGD-O2D-CED
36	C1	510	CLA	CBD-CGD-O2D-CED
36	C1	511	CLA	CBD-CGD-O2D-CED
36	C1	515	CLA	CBD-CGD-O2D-CED
36	D1	405	CLA	CBD-CGD-O2D-CED
36	H1	103	CLA	CBD-CGD-O2D-CED
36	a1	405	CLA	CBD-CGD-O2D-CED
36	b1	609	CLA	CBD-CGD-O2D-CED
36	b1	615	CLA	CBD-CGD-O2D-CED
36	c1	508	CLA	CBD-CGD-O2D-CED
36	c1	514	CLA	CBD-CGD-O2D-CED

Continued on next page...

Continued from previous page...

Mol	Chain	Res	Type	Atoms
36	d1	406	CLA	CBD-CGD-O2D-CED
36	h1	101	CLA	CBD-CGD-O2D-CED
36	aD	404	CLA	CBD-CGD-O2D-CED
36	bD	609	CLA	CBD-CGD-O2D-CED
36	bD	615	CLA	CBD-CGD-O2D-CED
36	cD	508	CLA	CBD-CGD-O2D-CED
36	cD	514	CLA	CBD-CGD-O2D-CED
36	dD	406	CLA	CBD-CGD-O2D-CED
36	hD	101	CLA	CBD-CGD-O2D-CED
36	aE	404	CLA	CBD-CGD-O2D-CED
36	bE	609	CLA	CBD-CGD-O2D-CED
36	bE	615	CLA	CBD-CGD-O2D-CED
36	cE	508	CLA	CBD-CGD-O2D-CED
36	cE	514	CLA	CBD-CGD-O2D-CED
36	dE	406	CLA	CBD-CGD-O2D-CED
36	hE	101	CLA	CBD-CGD-O2D-CED
36	CD	508	CLA	O1D-CGD-O2D-CED
36	CD	511	CLA	O1D-CGD-O2D-CED
36	CE	508	CLA	O1D-CGD-O2D-CED
36	CE	511	CLA	O1D-CGD-O2D-CED
36	C1	508	CLA	O1D-CGD-O2D-CED
36	C1	511	CLA	O1D-CGD-O2D-CED
33	KG	201	CYC	C2B-C3B-CAB-CBB
33	KL	201	CYC	C2B-C3B-CAB-CBB
36	BD	608	CLA	O1D-CGD-O2D-CED
36	BE	608	CLA	O1D-CGD-O2D-CED
36	B1	608	CLA	O1D-CGD-O2D-CED
36	c1	507	CLA	O1D-CGD-O2D-CED
36	d1	403	CLA	O1D-CGD-O2D-CED
36	cD	507	CLA	O1D-CGD-O2D-CED
36	dD	403	CLA	O1D-CGD-O2D-CED
36	cE	507	CLA	O1D-CGD-O2D-CED
36	dE	403	CLA	O1D-CGD-O2D-CED
36	BD	610	CLA	CBD-CGD-O2D-CED
36	ID	101	CLA	CBD-CGD-O2D-CED
36	BE	610	CLA	CBD-CGD-O2D-CED
36	IE	101	CLA	CBD-CGD-O2D-CED
36	B1	610	CLA	CBD-CGD-O2D-CED
36	I1	101	CLA	CBD-CGD-O2D-CED
36	a1	406	CLA	CBD-CGD-O2D-CED
36	b1	611	CLA	CBD-CGD-O2D-CED
36	c1	502	CLA	CBD-CGD-O2D-CED

Continued on next page...

Continued from previous page...

Mol	Chain	Res	Type	Atoms
36	c1	509	CLA	CBD-CGD-O2D-CED
36	c1	513	CLA	CBD-CGD-O2D-CED
36	aD	405	CLA	CBD-CGD-O2D-CED
36	bD	611	CLA	CBD-CGD-O2D-CED
36	cD	503	CLA	CBD-CGD-O2D-CED
36	cD	509	CLA	CBD-CGD-O2D-CED
36	cD	513	CLA	CBD-CGD-O2D-CED
36	aE	405	CLA	CBD-CGD-O2D-CED
36	bE	611	CLA	CBD-CGD-O2D-CED
36	cE	503	CLA	CBD-CGD-O2D-CED
36	cE	509	CLA	CBD-CGD-O2D-CED
36	cE	513	CLA	CBD-CGD-O2D-CED
36	CD	511	CLA	O1A-CGA-O2A-C1
36	CE	511	CLA	O1A-CGA-O2A-C1
36	C1	511	CLA	O1A-CGA-O2A-C1
36	c1	510	CLA	O1A-CGA-O2A-C1
36	cD	510	CLA	O1A-CGA-O2A-C1
36	cE	510	CLA	O1A-CGA-O2A-C1
42	BD	620	LHG	O10-C23-O8-C6
42	BE	620	LHG	O10-C23-O8-C6
42	B1	621	LHG	O10-C23-O8-C6
42	l1	101	LHG	O10-C23-O8-C6
42	lD	101	LHG	O10-C23-O8-C6
42	lE	101	LHG	O10-C23-O8-C6
36	c1	510	CLA	O1D-CGD-O2D-CED
36	c1	512	CLA	O1D-CGD-O2D-CED
36	cD	510	CLA	O1D-CGD-O2D-CED
36	cD	512	CLA	O1D-CGD-O2D-CED
36	cE	510	CLA	O1D-CGD-O2D-CED
36	cE	512	CLA	O1D-CGD-O2D-CED
36	BD	601	CLA	O1D-CGD-O2D-CED
36	CD	503	CLA	O1D-CGD-O2D-CED
36	BE	601	CLA	O1D-CGD-O2D-CED
36	CE	503	CLA	O1D-CGD-O2D-CED
36	B1	601	CLA	O1D-CGD-O2D-CED
36	C1	503	CLA	O1D-CGD-O2D-CED
36	b1	603	CLA	O1D-CGD-O2D-CED
36	bD	603	CLA	O1D-CGD-O2D-CED
36	bE	603	CLA	O1D-CGD-O2D-CED
33	b2	201	CYC	C2B-C3B-CAB-CBB
33	d2	201	CYC	C2B-C3B-CAB-CBB
33	f2	201	CYC	C2B-C3B-CAB-CBB

Continued on next page...

Continued from previous page...

Mol	Chain	Res	Type	Atoms
33	h2	201	CYC	C2B-C3B-CAB-CBB
33	j2	201	CYC	C2B-C3B-CAB-CBB
33	l2	201	CYC	C2B-C3B-CAB-CBB
33	b3	201	CYC	C2B-C3B-CAB-CBB
33	d3	201	CYC	C2B-C3B-CAB-CBB
33	f3	201	CYC	C2B-C3B-CAB-CBB
33	h3	201	CYC	C2B-C3B-CAB-CBB
33	j3	201	CYC	C2B-C3B-CAB-CBB
33	l3	201	CYC	C2B-C3B-CAB-CBB
33	b5	201	CYC	C2B-C3B-CAB-CBB
33	d5	201	CYC	C2B-C3B-CAB-CBB
33	f5	201	CYC	C2B-C3B-CAB-CBB
33	h5	201	CYC	C2B-C3B-CAB-CBB
33	j5	201	CYC	C2B-C3B-CAB-CBB
33	l5	201	CYC	C2B-C3B-CAB-CBB
33	b6	201	CYC	C2B-C3B-CAB-CBB
33	d6	201	CYC	C2B-C3B-CAB-CBB
33	f6	201	CYC	C2B-C3B-CAB-CBB
33	h6	201	CYC	C2B-C3B-CAB-CBB
33	j6	201	CYC	C2B-C3B-CAB-CBB
33	l6	201	CYC	C2B-C3B-CAB-CBB
33	b7	201	CYC	C2B-C3B-CAB-CBB
33	d7	201	CYC	C2B-C3B-CAB-CBB
33	f7	201	CYC	C2B-C3B-CAB-CBB
33	h7	201	CYC	C2B-C3B-CAB-CBB
33	j7	201	CYC	C2B-C3B-CAB-CBB
33	l7	201	CYC	C2B-C3B-CAB-CBB
33	b8	201	CYC	C2B-C3B-CAB-CBB
33	d8	201	CYC	C2B-C3B-CAB-CBB
33	f8	201	CYC	C2B-C3B-CAB-CBB
33	h8	201	CYC	C2B-C3B-CAB-CBB
33	j8	201	CYC	C2B-C3B-CAB-CBB
33	l8	201	CYC	C2B-C3B-CAB-CBB
33	b9	201	CYC	C2B-C3B-CAB-CBB
33	d9	201	CYC	C2B-C3B-CAB-CBB
33	f9	201	CYC	C2B-C3B-CAB-CBB
33	h9	201	CYC	C2B-C3B-CAB-CBB
33	j9	201	CYC	C2B-C3B-CAB-CBB
33	l9	201	CYC	C2B-C3B-CAB-CBB
33	bA	201	CYC	C2B-C3B-CAB-CBB
33	dA	201	CYC	C2B-C3B-CAB-CBB
33	fA	201	CYC	C2B-C3B-CAB-CBB

Continued on next page...

Continued from previous page...

Mol	Chain	Res	Type	Atoms
33	hA	201	CYC	C2B-C3B-CAB-CBB
33	jA	201	CYC	C2B-C3B-CAB-CBB
33	lA	201	CYC	C2B-C3B-CAB-CBB
33	bC	201	CYC	C2B-C3B-CAB-CBB
33	dC	201	CYC	C2B-C3B-CAB-CBB
33	fC	201	CYC	C2B-C3B-CAB-CBB
33	hC	201	CYC	C2B-C3B-CAB-CBB
33	jC	201	CYC	C2B-C3B-CAB-CBB
33	lC	201	CYC	C2B-C3B-CAB-CBB
33	bH	201	CYC	C2B-C3B-CAB-CBB
33	dH	201	CYC	C2B-C3B-CAB-CBB
33	fH	201	CYC	C2B-C3B-CAB-CBB
33	hH	201	CYC	C2B-C3B-CAB-CBB
33	jH	201	CYC	C2B-C3B-CAB-CBB
33	lH	201	CYC	C2B-C3B-CAB-CBB
33	bI	201	CYC	C2B-C3B-CAB-CBB
33	dI	201	CYC	C2B-C3B-CAB-CBB
33	fI	201	CYC	C2B-C3B-CAB-CBB
33	hI	201	CYC	C2B-C3B-CAB-CBB
33	jI	201	CYC	C2B-C3B-CAB-CBB
33	lI	201	CYC	C2B-C3B-CAB-CBB
33	bJ	201	CYC	C2B-C3B-CAB-CBB
33	dJ	201	CYC	C2B-C3B-CAB-CBB
33	fJ	201	CYC	C2B-C3B-CAB-CBB
33	hJ	201	CYC	C2B-C3B-CAB-CBB
33	jJ	201	CYC	C2B-C3B-CAB-CBB
33	lJ	201	CYC	C2B-C3B-CAB-CBB
36	CD	506	CLA	CBD-CGD-O2D-CED
36	CE	506	CLA	CBD-CGD-O2D-CED
36	C1	506	CLA	CBD-CGD-O2D-CED
36	c1	504	CLA	O1D-CGD-O2D-CED
36	cD	505	CLA	O1D-CGD-O2D-CED
36	cE	505	CLA	O1D-CGD-O2D-CED
39	CD	522	LMG	O9-C10-O7-C8
39	MD	101	LMG	O9-C10-O7-C8
39	CE	520	LMG	O9-C10-O7-C8
39	ME	101	LMG	O9-C10-O7-C8
39	C1	521	LMG	O9-C10-O7-C8
39	M1	101	LMG	O9-C10-O7-C8
39	j1	102	LMG	O9-C10-O7-C8
39	m1	101	LMG	O9-C10-O7-C8
39	y1	101	LMG	O9-C10-O7-C8

Continued on next page...

Continued from previous page...

Mol	Chain	Res	Type	Atoms
39	jD	102	LMG	O9-C10-O7-C8
39	mD	101	LMG	O9-C10-O7-C8
39	yD	101	LMG	O9-C10-O7-C8
39	jE	102	LMG	O9-C10-O7-C8
39	mE	101	LMG	O9-C10-O7-C8
39	yE	101	LMG	O9-C10-O7-C8
36	BD	602	CLA	C3-C5-C6-C7
36	BD	606	CLA	C3-C5-C6-C7
36	BD	612	CLA	C3-C5-C6-C7
36	CD	507	CLA	C3-C5-C6-C7
36	CD	511	CLA	C3-C5-C6-C7
36	BE	602	CLA	C3-C5-C6-C7
36	BE	606	CLA	C3-C5-C6-C7
36	BE	612	CLA	C3-C5-C6-C7
36	CE	507	CLA	C3-C5-C6-C7
36	CE	511	CLA	C3-C5-C6-C7
36	B1	602	CLA	C3-C5-C6-C7
36	B1	606	CLA	C3-C5-C6-C7
36	B1	612	CLA	C3-C5-C6-C7
36	C1	507	CLA	C3-C5-C6-C7
36	C1	511	CLA	C3-C5-C6-C7
36	b1	604	CLA	C3-C5-C6-C7
36	b1	608	CLA	C3-C5-C6-C7
36	b1	613	CLA	C3-C5-C6-C7
36	c1	510	CLA	C3-C5-C6-C7
36	bD	604	CLA	C3-C5-C6-C7
36	bD	608	CLA	C3-C5-C6-C7
36	bD	613	CLA	C3-C5-C6-C7
36	cD	510	CLA	C3-C5-C6-C7
36	bE	604	CLA	C3-C5-C6-C7
36	bE	608	CLA	C3-C5-C6-C7
36	bE	613	CLA	C3-C5-C6-C7
36	cE	510	CLA	C3-C5-C6-C7
45	DE	401	PHO	C3-C5-C6-C7
45	A1	412	PHO	C3-C5-C6-C7
45	a1	413	PHO	C3-C5-C6-C7
45	aD	412	PHO	C3-C5-C6-C7
45	aE	412	PHO	C3-C5-C6-C7
36	CD	511	CLA	CBA-CGA-O2A-C1
36	CE	511	CLA	CBA-CGA-O2A-C1
36	C1	511	CLA	CBA-CGA-O2A-C1
36	c1	510	CLA	CBA-CGA-O2A-C1

Continued on next page...

Continued from previous page...

Mol	Chain	Res	Type	Atoms
36	cD	510	CLA	CBA-CGA-O2A-C1
36	cE	510	CLA	CBA-CGA-O2A-C1
33	PG	201	CYC	C2B-C3B-CAB-CBB
33	PL	201	CYC	C2B-C3B-CAB-CBB
38	LD	101	SQD	C8-C7-O47-C45
38	LD	102	SQD	C8-C7-O47-C45
38	LE	101	SQD	C8-C7-O47-C45
38	LE	102	SQD	C8-C7-O47-C45
38	L1	101	SQD	C8-C7-O47-C45
38	L1	102	SQD	C8-C7-O47-C45
36	DD	406	CLA	O1D-CGD-O2D-CED
36	DE	406	CLA	O1D-CGD-O2D-CED
36	D1	405	CLA	O1D-CGD-O2D-CED
36	d1	406	CLA	O1D-CGD-O2D-CED
36	dD	406	CLA	O1D-CGD-O2D-CED
36	dE	406	CLA	O1D-CGD-O2D-CED
40	BD	622	LMT	O5B-C5B-C6B-O6B
40	BE	622	LMT	O5B-C5B-C6B-O6B
40	a1	401	LMT	O5B-C5B-C6B-O6B
40	j1	101	LMT	O5B-C5B-C6B-O6B
40	jD	101	LMT	O5B-C5B-C6B-O6B
40	jE	101	LMT	O5B-C5B-C6B-O6B
33	MG	201	CYC	C3A-C2A-CAA-CBA
33	ML	201	CYC	C3A-C2A-CAA-CBA
33	z4	201	CYC	C3A-C2A-CAA-CBA
33	zB	201	CYC	C3A-C2A-CAA-CBA
40	AD	412	LMT	O5'-C5'-C6'-O6'
40	AE	412	LMT	O5'-C5'-C6'-O6'
40	A1	413	LMT	O5'-C5'-C6'-O6'
36	ID	101	CLA	C4-C3-C5-C6
36	IE	101	CLA	C4-C3-C5-C6
36	I1	101	CLA	C4-C3-C5-C6
37	AD	406	PL9	C35-C34-C36-C37
37	DD	408	PL9	C40-C39-C41-C42
37	AE	406	PL9	C35-C34-C36-C37
37	DE	408	PL9	C40-C39-C41-C42
37	A1	406	PL9	C35-C34-C36-C37
37	D1	407	PL9	C40-C39-C41-C42
37	d1	408	PL9	C40-C39-C41-C42
37	dD	408	PL9	C40-C39-C41-C42
37	dE	408	PL9	C40-C39-C41-C42
36	CD	514	CLA	CBD-CGD-O2D-CED

Continued on next page...

Continued from previous page...

Mol	Chain	Res	Type	Atoms
36	CE	514	CLA	CBD-CGD-O2D-CED
36	C1	514	CLA	CBD-CGD-O2D-CED
36	BD	609	CLA	C2A-CAA-CBA-CGA
36	CD	509	CLA	C2A-CAA-CBA-CGA
36	CD	512	CLA	C2A-CAA-CBA-CGA
36	BE	609	CLA	C2A-CAA-CBA-CGA
36	CE	509	CLA	C2A-CAA-CBA-CGA
36	CE	512	CLA	C2A-CAA-CBA-CGA
36	B1	609	CLA	C2A-CAA-CBA-CGA
36	C1	509	CLA	C2A-CAA-CBA-CGA
36	C1	512	CLA	C2A-CAA-CBA-CGA
36	b1	610	CLA	C2A-CAA-CBA-CGA
36	c1	508	CLA	C2A-CAA-CBA-CGA
36	c1	511	CLA	C2A-CAA-CBA-CGA
36	bD	610	CLA	C2A-CAA-CBA-CGA
36	cD	508	CLA	C2A-CAA-CBA-CGA
36	cD	511	CLA	C2A-CAA-CBA-CGA
36	bE	610	CLA	C2A-CAA-CBA-CGA
36	cE	508	CLA	C2A-CAA-CBA-CGA
36	cE	511	CLA	C2A-CAA-CBA-CGA
36	XD	101	CLA	C3-C5-C6-C7
36	XE	101	CLA	C3-C5-C6-C7
36	X1	101	CLA	C3-C5-C6-C7
36	x1	101	CLA	C3-C5-C6-C7
36	xD	101	CLA	C3-C5-C6-C7
36	xE	101	CLA	C3-C5-C6-C7
45	DD	401	PHO	C3-C5-C6-C7
36	CD	513	CLA	CBA-CGA-O2A-C1
36	XD	101	CLA	CBA-CGA-O2A-C1
36	CE	513	CLA	CBA-CGA-O2A-C1
36	XE	101	CLA	CBA-CGA-O2A-C1
36	C1	513	CLA	CBA-CGA-O2A-C1
36	X1	101	CLA	CBA-CGA-O2A-C1
36	c1	512	CLA	CBA-CGA-O2A-C1
36	x1	101	CLA	CBA-CGA-O2A-C1
36	cD	512	CLA	CBA-CGA-O2A-C1
36	xD	101	CLA	CBA-CGA-O2A-C1
36	cE	512	CLA	CBA-CGA-O2A-C1
36	xE	101	CLA	CBA-CGA-O2A-C1
39	j1	102	LMG	C29-C28-O8-C9
39	jD	102	LMG	C29-C28-O8-C9
39	jE	102	LMG	C29-C28-O8-C9

Continued on next page...

Continued from previous page...

Mol	Chain	Res	Type	Atoms
42	BD	620	LHG	C24-C23-O8-C6
42	BE	620	LHG	C24-C23-O8-C6
42	B1	621	LHG	C24-C23-O8-C6
42	l1	101	LHG	C24-C23-O8-C6
42	lD	101	LHG	C24-C23-O8-C6
42	lE	101	LHG	C24-C23-O8-C6
33	IF	201	CYC	ND-C1D-CHD-C4C
33	ZF	201	CYC	ND-C1D-CHD-C4C
33	IG	201	CYC	ND-C1D-CHD-C4C
33	NG	201	CYC	ND-C1D-CHD-C4C
33	VG	201	CYC	ND-C1D-CHD-C4C
33	IK	201	CYC	ND-C1D-CHD-C4C
33	ZK	201	CYC	ND-C1D-CHD-C4C
33	IL	201	CYC	ND-C1D-CHD-C4C
33	NL	201	CYC	ND-C1D-CHD-C4C
33	VL	201	CYC	ND-C1D-CHD-C4C
33	c2	202	CYC	ND-C1D-CHD-C4C
33	e2	202	CYC	ND-C1D-CHD-C4C
33	g2	201	CYC	ND-C1D-CHD-C4C
33	i2	201	CYC	ND-C1D-CHD-C4C
33	j2	202	CYC	ND-C1D-CHD-C4C
33	m2	201	CYC	ND-C1D-CHD-C4C
33	c3	202	CYC	ND-C1D-CHD-C4C
33	e3	202	CYC	ND-C1D-CHD-C4C
33	g3	201	CYC	ND-C1D-CHD-C4C
33	i3	201	CYC	ND-C1D-CHD-C4C
33	j3	202	CYC	ND-C1D-CHD-C4C
33	m3	201	CYC	ND-C1D-CHD-C4C
33	s4	201	CYC	ND-C1D-CHD-C4C
33	v4	201	CYC	ND-C1D-CHD-C4C
33	o4	201	CYC	ND-C1D-CHD-C4C
33	p4	201	CYC	ND-C1D-CHD-C4C
33	q4	201	CYC	ND-C1D-CHD-C4C
33	y4	201	CYC	ND-C1D-CHD-C4C
33	z4	201	CYC	ND-C1D-CHD-C4C
33	c5	202	CYC	ND-C1D-CHD-C4C
33	e5	202	CYC	ND-C1D-CHD-C4C
33	g5	201	CYC	ND-C1D-CHD-C4C
33	i5	201	CYC	ND-C1D-CHD-C4C
33	j5	202	CYC	ND-C1D-CHD-C4C
33	m5	201	CYC	ND-C1D-CHD-C4C
33	c6	202	CYC	ND-C1D-CHD-C4C

Continued on next page...

Continued from previous page...

Mol	Chain	Res	Type	Atoms
33	e6	202	CYC	ND-C1D-CHD-C4C
33	g6	201	CYC	ND-C1D-CHD-C4C
33	i6	201	CYC	ND-C1D-CHD-C4C
33	j6	202	CYC	ND-C1D-CHD-C4C
33	m6	201	CYC	ND-C1D-CHD-C4C
33	c7	202	CYC	ND-C1D-CHD-C4C
33	e7	202	CYC	ND-C1D-CHD-C4C
33	g7	201	CYC	ND-C1D-CHD-C4C
33	i7	201	CYC	ND-C1D-CHD-C4C
33	j7	202	CYC	ND-C1D-CHD-C4C
33	m7	201	CYC	ND-C1D-CHD-C4C
33	c8	202	CYC	ND-C1D-CHD-C4C
33	e8	202	CYC	ND-C1D-CHD-C4C
33	g8	201	CYC	ND-C1D-CHD-C4C
33	i8	201	CYC	ND-C1D-CHD-C4C
33	j8	202	CYC	ND-C1D-CHD-C4C
33	m8	201	CYC	ND-C1D-CHD-C4C
33	c9	202	CYC	ND-C1D-CHD-C4C
33	e9	202	CYC	ND-C1D-CHD-C4C
33	g9	201	CYC	ND-C1D-CHD-C4C
33	i9	201	CYC	ND-C1D-CHD-C4C
33	j9	202	CYC	ND-C1D-CHD-C4C
33	m9	201	CYC	ND-C1D-CHD-C4C
33	cA	202	CYC	ND-C1D-CHD-C4C
33	eA	202	CYC	ND-C1D-CHD-C4C
33	gA	302	CYC	ND-C1D-CHD-C4C
33	iA	201	CYC	ND-C1D-CHD-C4C
33	jA	202	CYC	ND-C1D-CHD-C4C
33	mA	201	CYC	ND-C1D-CHD-C4C
33	sB	201	CYC	ND-C1D-CHD-C4C
33	vB	201	CYC	ND-C1D-CHD-C4C
33	oB	201	CYC	ND-C1D-CHD-C4C
33	pB	201	CYC	ND-C1D-CHD-C4C
33	qB	201	CYC	ND-C1D-CHD-C4C
33	yB	201	CYC	ND-C1D-CHD-C4C
33	zB	201	CYC	ND-C1D-CHD-C4C
33	cC	202	CYC	ND-C1D-CHD-C4C
33	eC	202	CYC	ND-C1D-CHD-C4C
33	gC	302	CYC	ND-C1D-CHD-C4C
33	iC	201	CYC	ND-C1D-CHD-C4C
33	jC	202	CYC	ND-C1D-CHD-C4C
33	mC	201	CYC	ND-C1D-CHD-C4C

Continued on next page...

Continued from previous page...

Mol	Chain	Res	Type	Atoms
33	mF	201	CYC	ND-C1D-CHD-C4C
33	2G	201	CYC	ND-C1D-CHD-C4C
33	4G	201	CYC	ND-C1D-CHD-C4C
33	cH	202	CYC	ND-C1D-CHD-C4C
33	eH	202	CYC	ND-C1D-CHD-C4C
33	gH	201	CYC	ND-C1D-CHD-C4C
33	iH	201	CYC	ND-C1D-CHD-C4C
33	jH	202	CYC	ND-C1D-CHD-C4C
33	mH	201	CYC	ND-C1D-CHD-C4C
33	cI	202	CYC	ND-C1D-CHD-C4C
33	eI	202	CYC	ND-C1D-CHD-C4C
33	gI	302	CYC	ND-C1D-CHD-C4C
33	iI	201	CYC	ND-C1D-CHD-C4C
33	jI	202	CYC	ND-C1D-CHD-C4C
33	mI	201	CYC	ND-C1D-CHD-C4C
33	cJ	202	CYC	ND-C1D-CHD-C4C
33	eJ	202	CYC	ND-C1D-CHD-C4C
33	gJ	201	CYC	ND-C1D-CHD-C4C
33	iJ	201	CYC	ND-C1D-CHD-C4C
33	jJ	202	CYC	ND-C1D-CHD-C4C
33	mJ	201	CYC	ND-C1D-CHD-C4C
33	mK	201	CYC	ND-C1D-CHD-C4C
33	2L	201	CYC	ND-C1D-CHD-C4C
33	4L	201	CYC	ND-C1D-CHD-C4C
33	JG	201	CYC	C1A-C2A-CAA-CBA
33	c2	202	CYC	C1A-C2A-CAA-CBA
33	e2	202	CYC	C1A-C2A-CAA-CBA
33	g2	201	CYC	C1A-C2A-CAA-CBA
33	i2	201	CYC	C1A-C2A-CAA-CBA
33	j2	202	CYC	C1A-C2A-CAA-CBA
33	m2	201	CYC	C1A-C2A-CAA-CBA
33	c3	202	CYC	C1A-C2A-CAA-CBA
33	e3	202	CYC	C1A-C2A-CAA-CBA
33	g3	201	CYC	C1A-C2A-CAA-CBA
33	i3	201	CYC	C1A-C2A-CAA-CBA
33	j3	202	CYC	C1A-C2A-CAA-CBA
33	m3	201	CYC	C1A-C2A-CAA-CBA
33	z4	201	CYC	C1A-C2A-CAA-CBA
33	c5	202	CYC	C1A-C2A-CAA-CBA
33	e5	202	CYC	C1A-C2A-CAA-CBA
33	g5	201	CYC	C1A-C2A-CAA-CBA
33	i5	201	CYC	C1A-C2A-CAA-CBA

Continued on next page...

Continued from previous page...

Mol	Chain	Res	Type	Atoms
33	j5	202	CYC	C1A-C2A-CAA-CBA
33	m5	201	CYC	C1A-C2A-CAA-CBA
33	c6	202	CYC	C1A-C2A-CAA-CBA
33	e6	202	CYC	C1A-C2A-CAA-CBA
33	g6	201	CYC	C1A-C2A-CAA-CBA
33	i6	201	CYC	C1A-C2A-CAA-CBA
33	j6	202	CYC	C1A-C2A-CAA-CBA
33	m6	201	CYC	C1A-C2A-CAA-CBA
33	c7	202	CYC	C1A-C2A-CAA-CBA
33	e7	202	CYC	C1A-C2A-CAA-CBA
33	g7	201	CYC	C1A-C2A-CAA-CBA
33	i7	201	CYC	C1A-C2A-CAA-CBA
33	j7	202	CYC	C1A-C2A-CAA-CBA
33	m7	201	CYC	C1A-C2A-CAA-CBA
33	c8	202	CYC	C1A-C2A-CAA-CBA
33	e8	202	CYC	C1A-C2A-CAA-CBA
33	g8	201	CYC	C1A-C2A-CAA-CBA
33	i8	201	CYC	C1A-C2A-CAA-CBA
33	j8	202	CYC	C1A-C2A-CAA-CBA
33	m8	201	CYC	C1A-C2A-CAA-CBA
33	c9	202	CYC	C1A-C2A-CAA-CBA
33	e9	202	CYC	C1A-C2A-CAA-CBA
33	g9	201	CYC	C1A-C2A-CAA-CBA
33	i9	201	CYC	C1A-C2A-CAA-CBA
33	j9	202	CYC	C1A-C2A-CAA-CBA
33	m9	201	CYC	C1A-C2A-CAA-CBA
33	cA	202	CYC	C1A-C2A-CAA-CBA
33	eA	202	CYC	C1A-C2A-CAA-CBA
33	gA	302	CYC	C1A-C2A-CAA-CBA
33	iA	201	CYC	C1A-C2A-CAA-CBA
33	jA	202	CYC	C1A-C2A-CAA-CBA
33	mA	201	CYC	C1A-C2A-CAA-CBA
33	zB	201	CYC	C1A-C2A-CAA-CBA
33	cC	202	CYC	C1A-C2A-CAA-CBA
33	eC	202	CYC	C1A-C2A-CAA-CBA
33	gC	302	CYC	C1A-C2A-CAA-CBA
33	iC	201	CYC	C1A-C2A-CAA-CBA
33	jC	202	CYC	C1A-C2A-CAA-CBA
33	mC	201	CYC	C1A-C2A-CAA-CBA
33	cH	202	CYC	C1A-C2A-CAA-CBA
33	eH	202	CYC	C1A-C2A-CAA-CBA
33	gH	201	CYC	C1A-C2A-CAA-CBA

Continued on next page...

Continued from previous page...

Mol	Chain	Res	Type	Atoms
33	iH	201	CYC	C1A-C2A-CAA-CBA
33	jH	202	CYC	C1A-C2A-CAA-CBA
33	mH	201	CYC	C1A-C2A-CAA-CBA
33	cI	202	CYC	C1A-C2A-CAA-CBA
33	eI	202	CYC	C1A-C2A-CAA-CBA
33	gI	302	CYC	C1A-C2A-CAA-CBA
33	iI	201	CYC	C1A-C2A-CAA-CBA
33	jI	202	CYC	C1A-C2A-CAA-CBA
33	mI	201	CYC	C1A-C2A-CAA-CBA
33	cJ	202	CYC	C1A-C2A-CAA-CBA
33	eJ	202	CYC	C1A-C2A-CAA-CBA
33	gJ	201	CYC	C1A-C2A-CAA-CBA
33	iJ	201	CYC	C1A-C2A-CAA-CBA
33	jJ	202	CYC	C1A-C2A-CAA-CBA
33	mJ	201	CYC	C1A-C2A-CAA-CBA
36	CD	505	CLA	O1D-CGD-O2D-CED
36	CE	505	CLA	O1D-CGD-O2D-CED
36	C1	505	CLA	O1D-CGD-O2D-CED
33	PB	201	CYC	C2D-C1D-CHD-C4C
33	QB	201	CYC	C2D-C1D-CHD-C4C
33	XB	201	CYC	C2D-C1D-CHD-C4C
33	KF	201	CYC	C2D-C1D-CHD-C4C
33	ZF	201	CYC	C2D-C1D-CHD-C4C
33	IG	201	CYC	C2D-C1D-CHD-C4C
33	NG	201	CYC	C2D-C1D-CHD-C4C
33	RG	201	CYC	C2D-C1D-CHD-C4C
33	VG	201	CYC	C2D-C1D-CHD-C4C
33	KK	201	CYC	C2D-C1D-CHD-C4C
33	ZK	201	CYC	C2D-C1D-CHD-C4C
33	IL	201	CYC	C2D-C1D-CHD-C4C
33	NL	201	CYC	C2D-C1D-CHD-C4C
33	RL	201	CYC	C2D-C1D-CHD-C4C
33	VL	201	CYC	C2D-C1D-CHD-C4C
33	X4	201	CYC	C2D-C1D-CHD-C4C
33	s4	201	CYC	C2D-C1D-CHD-C4C
33	t4	1001	CYC	C3D-C4D-CHA-C1A
33	v4	201	CYC	C2D-C1D-CHD-C4C
33	w4	201	CYC	C2D-C1D-CHD-C4C
33	p4	201	CYC	C2D-C1D-CHD-C4C
33	q4	201	CYC	C2D-C1D-CHD-C4C
33	r4	201	CYC	C2D-C1D-CHD-C4C
33	y4	201	CYC	C2D-C1D-CHD-C4C

Continued on next page...

Continued from previous page...

Mol	Chain	Res	Type	Atoms
33	z4	201	CYC	C2D-C1D-CHD-C4C
33	P4	201	CYC	C2D-C1D-CHD-C4C
33	Q4	201	CYC	C2D-C1D-CHD-C4C
33	sB	201	CYC	C2D-C1D-CHD-C4C
33	tB	1001	CYC	C3D-C4D-CHA-C1A
33	vB	201	CYC	C2D-C1D-CHD-C4C
33	wB	201	CYC	C2D-C1D-CHD-C4C
33	pB	201	CYC	C2D-C1D-CHD-C4C
33	qB	201	CYC	C2D-C1D-CHD-C4C
33	rB	201	CYC	C2D-C1D-CHD-C4C
33	yB	201	CYC	C2D-C1D-CHD-C4C
33	zB	201	CYC	C2D-C1D-CHD-C4C
33	aF	201	CYC	C2D-C1D-CHD-C4C
33	bF	201	CYC	C2D-C1D-CHD-C4C
33	eF	201	CYC	C2D-C1D-CHD-C4C
33	3F	101	CYC	C2D-C1D-CHD-C4C
33	kF	201	CYC	C2D-C1D-CHD-C4C
33	mF	201	CYC	C2D-C1D-CHD-C4C
33	4G	201	CYC	C2D-C1D-CHD-C4C
33	aK	201	CYC	C2D-C1D-CHD-C4C
33	bK	201	CYC	C2D-C1D-CHD-C4C
33	eK	201	CYC	C2D-C1D-CHD-C4C
33	3K	101	CYC	C2D-C1D-CHD-C4C
33	kK	201	CYC	C2D-C1D-CHD-C4C
33	mK	201	CYC	C2D-C1D-CHD-C4C
33	4L	201	CYC	C2D-C1D-CHD-C4C
36	BD	605	CLA	CBD-CGD-O2D-CED
36	BE	605	CLA	CBD-CGD-O2D-CED
36	B1	605	CLA	CBD-CGD-O2D-CED
36	b1	607	CLA	CBD-CGD-O2D-CED
36	bD	607	CLA	CBD-CGD-O2D-CED
36	bE	607	CLA	CBD-CGD-O2D-CED
36	BD	614	CLA	O1D-CGD-O2D-CED
36	BE	614	CLA	O1D-CGD-O2D-CED
36	B1	614	CLA	O1D-CGD-O2D-CED
36	b1	615	CLA	O1D-CGD-O2D-CED
36	bD	615	CLA	O1D-CGD-O2D-CED
36	bE	615	CLA	O1D-CGD-O2D-CED
40	b1	601	LMT	C4'-C5'-C6'-O6'
40	bD	601	LMT	C4'-C5'-C6'-O6'
40	bE	601	LMT	C4'-C5'-C6'-O6'
36	CD	513	CLA	O1A-CGA-O2A-C1

Continued on next page...

Continued from previous page...

Mol	Chain	Res	Type	Atoms
36	XD	101	CLA	O1A-CGA-O2A-C1
36	CE	513	CLA	O1A-CGA-O2A-C1
36	XE	101	CLA	O1A-CGA-O2A-C1
36	C1	513	CLA	O1A-CGA-O2A-C1
36	X1	101	CLA	O1A-CGA-O2A-C1
36	c1	512	CLA	O1A-CGA-O2A-C1
36	x1	101	CLA	O1A-CGA-O2A-C1
36	cD	512	CLA	O1A-CGA-O2A-C1
36	xD	101	CLA	O1A-CGA-O2A-C1
36	cE	512	CLA	O1A-CGA-O2A-C1
36	xE	101	CLA	O1A-CGA-O2A-C1
39	JD	102	LMG	O10-C28-O8-C9
39	JE	102	LMG	O10-C28-O8-C9
39	J1	102	LMG	O10-C28-O8-C9
33	AG	201	CYC	C2B-C3B-CAB-CBB
33	AL	201	CYC	C2B-C3B-CAB-CBB
36	CD	509	CLA	O1D-CGD-O2D-CED
36	CE	509	CLA	O1D-CGD-O2D-CED
36	C1	509	CLA	O1D-CGD-O2D-CED
43	BD	616	BCR	C15-C16-C17-C18
43	ZD	101	BCR	C9-C10-C11-C12
43	BE	616	BCR	C15-C16-C17-C18
43	ZE	101	BCR	C9-C10-C11-C12
43	B1	616	BCR	C15-C16-C17-C18
43	Z1	101	BCR	C9-C10-C11-C12
43	b1	617	BCR	C15-C16-C17-C18
43	z1	101	BCR	C9-C10-C11-C12
43	bD	617	BCR	C15-C16-C17-C18
43	zD	101	BCR	C9-C10-C11-C12
43	bE	617	BCR	C15-C16-C17-C18
43	zE	101	BCR	C9-C10-C11-C12
40	bD	602	LMT	O5'-C5'-C6'-O6'
40	bE	602	LMT	O5'-C5'-C6'-O6'
36	c1	505	CLA	CBD-CGD-O2D-CED
36	c1	511	CLA	CBD-CGD-O2D-CED
36	cD	506	CLA	CBD-CGD-O2D-CED
36	cD	511	CLA	CBD-CGD-O2D-CED
36	cE	506	CLA	CBD-CGD-O2D-CED
36	cE	511	CLA	CBD-CGD-O2D-CED
36	c1	506	CLA	C3-C5-C6-C7
36	iD	101	CLA	C3-C5-C6-C7
36	iE	101	CLA	C3-C5-C6-C7

Continued on next page...

Continued from previous page...

Mol	Chain	Res	Type	Atoms
36	CD	508	CLA	CBA-CGA-O2A-C1
36	CE	508	CLA	CBA-CGA-O2A-C1
36	C1	508	CLA	CBA-CGA-O2A-C1
40	b1	602	LMT	O5'-C5'-C6'-O6'
36	AD	405	CLA	O1D-CGD-O2D-CED
36	BD	607	CLA	O1D-CGD-O2D-CED
36	AE	405	CLA	O1D-CGD-O2D-CED
36	BE	607	CLA	O1D-CGD-O2D-CED
36	A1	405	CLA	O1D-CGD-O2D-CED
36	B1	607	CLA	O1D-CGD-O2D-CED
36	b1	609	CLA	O1D-CGD-O2D-CED
36	bD	609	CLA	O1D-CGD-O2D-CED
36	bE	609	CLA	O1D-CGD-O2D-CED
39	CD	522	LMG	C11-C10-O7-C8
39	CE	520	LMG	C11-C10-O7-C8
39	C1	521	LMG	C11-C10-O7-C8
36	XD	101	CLA	CBD-CGD-O2D-CED
36	XE	101	CLA	CBD-CGD-O2D-CED
36	X1	101	CLA	CBD-CGD-O2D-CED
36	x1	101	CLA	CBD-CGD-O2D-CED
36	xD	101	CLA	CBD-CGD-O2D-CED
36	xE	101	CLA	CBD-CGD-O2D-CED
40	AD	412	LMT	O5B-C5B-C6B-O6B
40	AE	412	LMT	O5B-C5B-C6B-O6B
40	A1	413	LMT	O5B-C5B-C6B-O6B
40	AD	412	LMT	C4B-C5B-C6B-O6B
40	AE	412	LMT	C4B-C5B-C6B-O6B
40	A1	413	LMT	C4B-C5B-C6B-O6B
36	c1	508	CLA	O1D-CGD-O2D-CED
36	cD	508	CLA	O1D-CGD-O2D-CED
36	cE	508	CLA	O1D-CGD-O2D-CED
45	d1	402	PHO	C3-C5-C6-C7
39	JD	102	LMG	C29-C28-O8-C9
39	JE	102	LMG	C29-C28-O8-C9
39	J1	102	LMG	C29-C28-O8-C9
33	c2	202	CYC	C4D-C3D-CAD-CBD
33	e2	202	CYC	C4D-C3D-CAD-CBD
33	g2	201	CYC	C4D-C3D-CAD-CBD
33	i2	201	CYC	C4D-C3D-CAD-CBD
33	j2	202	CYC	C4D-C3D-CAD-CBD
33	m2	201	CYC	C4D-C3D-CAD-CBD
33	c3	202	CYC	C4D-C3D-CAD-CBD

Continued on next page...

Continued from previous page...

Mol	Chain	Res	Type	Atoms
33	e3	202	CYC	C4D-C3D-CAD-CBD
33	g3	201	CYC	C4D-C3D-CAD-CBD
33	i3	201	CYC	C4D-C3D-CAD-CBD
33	j3	202	CYC	C4D-C3D-CAD-CBD
33	m3	201	CYC	C4D-C3D-CAD-CBD
33	c5	202	CYC	C4D-C3D-CAD-CBD
33	e5	202	CYC	C4D-C3D-CAD-CBD
33	g5	201	CYC	C4D-C3D-CAD-CBD
33	i5	201	CYC	C4D-C3D-CAD-CBD
33	j5	202	CYC	C4D-C3D-CAD-CBD
33	m5	201	CYC	C4D-C3D-CAD-CBD
33	c6	202	CYC	C4D-C3D-CAD-CBD
33	e6	202	CYC	C4D-C3D-CAD-CBD
33	g6	201	CYC	C4D-C3D-CAD-CBD
33	i6	201	CYC	C4D-C3D-CAD-CBD
33	j6	202	CYC	C4D-C3D-CAD-CBD
33	m6	201	CYC	C4D-C3D-CAD-CBD
33	c7	202	CYC	C4D-C3D-CAD-CBD
33	e7	202	CYC	C4D-C3D-CAD-CBD
33	g7	201	CYC	C4D-C3D-CAD-CBD
33	i7	201	CYC	C4D-C3D-CAD-CBD
33	j7	202	CYC	C4D-C3D-CAD-CBD
33	m7	201	CYC	C4D-C3D-CAD-CBD
33	c8	202	CYC	C4D-C3D-CAD-CBD
33	e8	202	CYC	C4D-C3D-CAD-CBD
33	g8	201	CYC	C4D-C3D-CAD-CBD
33	i8	201	CYC	C4D-C3D-CAD-CBD
33	j8	202	CYC	C4D-C3D-CAD-CBD
33	m8	201	CYC	C4D-C3D-CAD-CBD
33	c9	202	CYC	C4D-C3D-CAD-CBD
33	e9	202	CYC	C4D-C3D-CAD-CBD
33	g9	201	CYC	C4D-C3D-CAD-CBD
33	i9	201	CYC	C4D-C3D-CAD-CBD
33	j9	202	CYC	C4D-C3D-CAD-CBD
33	m9	201	CYC	C4D-C3D-CAD-CBD
33	cA	202	CYC	C4D-C3D-CAD-CBD
33	eA	202	CYC	C4D-C3D-CAD-CBD
33	gA	302	CYC	C4D-C3D-CAD-CBD
33	iA	201	CYC	C4D-C3D-CAD-CBD
33	jA	202	CYC	C4D-C3D-CAD-CBD
33	mA	201	CYC	C4D-C3D-CAD-CBD
33	cC	202	CYC	C4D-C3D-CAD-CBD

Continued on next page...

Continued from previous page...

Mol	Chain	Res	Type	Atoms
33	eC	202	CYC	C4D-C3D-CAD-CBD
33	gC	302	CYC	C4D-C3D-CAD-CBD
33	iC	201	CYC	C4D-C3D-CAD-CBD
33	jC	202	CYC	C4D-C3D-CAD-CBD
33	mC	201	CYC	C4D-C3D-CAD-CBD
33	cH	202	CYC	C4D-C3D-CAD-CBD
33	eH	202	CYC	C4D-C3D-CAD-CBD
33	gH	201	CYC	C4D-C3D-CAD-CBD
33	iH	201	CYC	C4D-C3D-CAD-CBD
33	jH	202	CYC	C4D-C3D-CAD-CBD
33	mH	201	CYC	C4D-C3D-CAD-CBD
33	cI	202	CYC	C4D-C3D-CAD-CBD
33	eI	202	CYC	C4D-C3D-CAD-CBD
33	gI	302	CYC	C4D-C3D-CAD-CBD
33	iI	201	CYC	C4D-C3D-CAD-CBD
33	jI	202	CYC	C4D-C3D-CAD-CBD
33	mI	201	CYC	C4D-C3D-CAD-CBD
33	cJ	202	CYC	C4D-C3D-CAD-CBD
33	eJ	202	CYC	C4D-C3D-CAD-CBD
33	gJ	201	CYC	C4D-C3D-CAD-CBD
33	iJ	201	CYC	C4D-C3D-CAD-CBD
33	jJ	202	CYC	C4D-C3D-CAD-CBD
33	mJ	201	CYC	C4D-C3D-CAD-CBD
40	AD	412	LMT	C4'-C5'-C6'-O6'
40	AE	412	LMT	C4'-C5'-C6'-O6'
40	A1	413	LMT	C4'-C5'-C6'-O6'
33	RB	201	CYC	C2A-CAA-CBA-CGA
33	YB	201	CYC	C2A-CAA-CBA-CGA
33	KG	201	CYC	C2A-CAA-CBA-CGA
33	LG	201	CYC	C2A-CAA-CBA-CGA
33	KL	201	CYC	C2A-CAA-CBA-CGA
33	LL	201	CYC	C2A-CAA-CBA-CGA
33	Y4	201	CYC	C2A-CAA-CBA-CGA
33	r4	201	CYC	C3D-CAD-CBD-CGD
33	y4	201	CYC	C2A-CAA-CBA-CGA
33	z4	201	CYC	C2A-CAA-CBA-CGA
33	R4	201	CYC	C2A-CAA-CBA-CGA
33	rB	201	CYC	C3D-CAD-CBD-CGD
33	yB	201	CYC	C2A-CAA-CBA-CGA
33	zB	201	CYC	C2A-CAA-CBA-CGA
33	bF	201	CYC	C2A-CAA-CBA-CGA
33	bF	201	CYC	C3D-CAD-CBD-CGD

Continued on next page...

Continued from previous page...

Mol	Chain	Res	Type	Atoms
33	7G	201	CYC	NA-C4A-CHB-C1B
33	7G	201	CYC	C2A-CAA-CBA-CGA
33	bK	201	CYC	C2A-CAA-CBA-CGA
33	bK	201	CYC	C3D-CAD-CBD-CGD
33	7L	201	CYC	NA-C4A-CHB-C1B
33	7L	201	CYC	C2A-CAA-CBA-CGA
40	b1	601	LMT	O5B-C5B-C6B-O6B
40	bD	601	LMT	O5B-C5B-C6B-O6B
40	bE	601	LMT	O5B-C5B-C6B-O6B
37	AD	406	PL9	C40-C39-C41-C42
37	AE	406	PL9	C40-C39-C41-C42
37	A1	406	PL9	C40-C39-C41-C42
37	AD	406	PL9	C38-C39-C41-C42
37	AE	406	PL9	C38-C39-C41-C42
37	A1	406	PL9	C38-C39-C41-C42
33	c2	202	CYC	C2D-C3D-CAD-CBD
33	e2	202	CYC	C2D-C3D-CAD-CBD
33	g2	201	CYC	C2D-C3D-CAD-CBD
33	i2	201	CYC	C2D-C3D-CAD-CBD
33	j2	202	CYC	C2D-C3D-CAD-CBD
33	m2	201	CYC	C2D-C3D-CAD-CBD
33	c3	202	CYC	C2D-C3D-CAD-CBD
33	e3	202	CYC	C2D-C3D-CAD-CBD
33	g3	201	CYC	C2D-C3D-CAD-CBD
33	i3	201	CYC	C2D-C3D-CAD-CBD
33	j3	202	CYC	C2D-C3D-CAD-CBD
33	m3	201	CYC	C2D-C3D-CAD-CBD
33	r4	201	CYC	C2D-C3D-CAD-CBD
33	c5	202	CYC	C2D-C3D-CAD-CBD
33	e5	202	CYC	C2D-C3D-CAD-CBD
33	g5	201	CYC	C2D-C3D-CAD-CBD
33	i5	201	CYC	C2D-C3D-CAD-CBD
33	j5	202	CYC	C2D-C3D-CAD-CBD
33	m5	201	CYC	C2D-C3D-CAD-CBD
33	c6	202	CYC	C2D-C3D-CAD-CBD
33	e6	202	CYC	C2D-C3D-CAD-CBD
33	g6	201	CYC	C2D-C3D-CAD-CBD
33	i6	201	CYC	C2D-C3D-CAD-CBD
33	j6	202	CYC	C2D-C3D-CAD-CBD
33	m6	201	CYC	C2D-C3D-CAD-CBD
33	c7	202	CYC	C2D-C3D-CAD-CBD
33	e7	202	CYC	C2D-C3D-CAD-CBD

Continued on next page...

Continued from previous page...

Mol	Chain	Res	Type	Atoms
33	g7	201	CYC	C2D-C3D-CAD-CBD
33	i7	201	CYC	C2D-C3D-CAD-CBD
33	j7	202	CYC	C2D-C3D-CAD-CBD
33	m7	201	CYC	C2D-C3D-CAD-CBD
33	c8	202	CYC	C2D-C3D-CAD-CBD
33	e8	202	CYC	C2D-C3D-CAD-CBD
33	g8	201	CYC	C2D-C3D-CAD-CBD
33	i8	201	CYC	C2D-C3D-CAD-CBD
33	j8	202	CYC	C2D-C3D-CAD-CBD
33	m8	201	CYC	C2D-C3D-CAD-CBD
33	c9	202	CYC	C2D-C3D-CAD-CBD
33	e9	202	CYC	C2D-C3D-CAD-CBD
33	g9	201	CYC	C2D-C3D-CAD-CBD
33	i9	201	CYC	C2D-C3D-CAD-CBD
33	j9	202	CYC	C2D-C3D-CAD-CBD
33	m9	201	CYC	C2D-C3D-CAD-CBD
33	cA	202	CYC	C2D-C3D-CAD-CBD
33	eA	202	CYC	C2D-C3D-CAD-CBD
33	gA	302	CYC	C2D-C3D-CAD-CBD
33	iA	201	CYC	C2D-C3D-CAD-CBD
33	jA	202	CYC	C2D-C3D-CAD-CBD
33	mA	201	CYC	C2D-C3D-CAD-CBD
33	rB	201	CYC	C2D-C3D-CAD-CBD
33	cC	202	CYC	C2D-C3D-CAD-CBD
33	eC	202	CYC	C2D-C3D-CAD-CBD
33	gC	302	CYC	C2D-C3D-CAD-CBD
33	iC	201	CYC	C2D-C3D-CAD-CBD
33	jC	202	CYC	C2D-C3D-CAD-CBD
33	mC	201	CYC	C2D-C3D-CAD-CBD
33	cH	202	CYC	C2D-C3D-CAD-CBD
33	eH	202	CYC	C2D-C3D-CAD-CBD
33	gH	201	CYC	C2D-C3D-CAD-CBD
33	iH	201	CYC	C2D-C3D-CAD-CBD
33	jH	202	CYC	C2D-C3D-CAD-CBD
33	mH	201	CYC	C2D-C3D-CAD-CBD
33	cI	202	CYC	C2D-C3D-CAD-CBD
33	eI	202	CYC	C2D-C3D-CAD-CBD
33	gI	302	CYC	C2D-C3D-CAD-CBD
33	iI	201	CYC	C2D-C3D-CAD-CBD
33	jI	202	CYC	C2D-C3D-CAD-CBD
33	mI	201	CYC	C2D-C3D-CAD-CBD
33	cJ	202	CYC	C2D-C3D-CAD-CBD

Continued on next page...

Continued from previous page...

Mol	Chain	Res	Type	Atoms
33	eJ	202	CYC	C2D-C3D-CAD-CBD
33	gJ	201	CYC	C2D-C3D-CAD-CBD
33	iJ	201	CYC	C2D-C3D-CAD-CBD
33	jJ	202	CYC	C2D-C3D-CAD-CBD
33	mJ	201	CYC	C2D-C3D-CAD-CBD
36	b1	613	CLA	C2A-CAA-CBA-CGA
36	bD	613	CLA	C2A-CAA-CBA-CGA
36	bE	613	CLA	C2A-CAA-CBA-CGA
33	VB	201	CYC	C3A-C4A-CHB-C1B
33	LF	201	CYC	C3A-C4A-CHB-C1B
33	LK	201	CYC	C3A-C4A-CHB-C1B
33	a4	201	CYC	C3A-C4A-CHB-C1B
33	V4	201	CYC	C3A-C4A-CHB-C1B
33	aB	201	CYC	C3A-C4A-CHB-C1B
36	CD	510	CLA	O1D-CGD-O2D-CED
36	CE	510	CLA	O1D-CGD-O2D-CED
36	C1	510	CLA	O1D-CGD-O2D-CED
36	a1	406	CLA	O1D-CGD-O2D-CED
36	aD	405	CLA	O1D-CGD-O2D-CED
36	aE	405	CLA	O1D-CGD-O2D-CED
36	CD	508	CLA	O1A-CGA-O2A-C1
36	CE	508	CLA	O1A-CGA-O2A-C1
36	C1	508	CLA	O1A-CGA-O2A-C1
39	j1	102	LMG	O10-C28-O8-C9
39	jD	102	LMG	O10-C28-O8-C9
39	jE	102	LMG	O10-C28-O8-C9
44	c1	517	DGD	O6E-C1E-O5D-C6D
44	cD	517	DGD	O6E-C1E-O5D-C6D
44	cE	517	DGD	O6E-C1E-O5D-C6D
37	DD	408	PL9	C39-C41-C42-C43
37	DD	408	PL9	C44-C46-C47-C48
37	DE	408	PL9	C39-C41-C42-C43
37	DE	408	PL9	C44-C46-C47-C48
37	D1	407	PL9	C39-C41-C42-C43
37	D1	407	PL9	C44-C46-C47-C48
37	d1	408	PL9	C39-C41-C42-C43
37	d1	408	PL9	C44-C46-C47-C48
37	dD	408	PL9	C39-C41-C42-C43
37	dD	408	PL9	C44-C46-C47-C48
37	dE	408	PL9	C39-C41-C42-C43
37	dE	408	PL9	C44-C46-C47-C48
36	aD	406	CLA	CBA-CGA-O2A-C1

Continued on next page...

Continued from previous page...

Mol	Chain	Res	Type	Atoms
36	aE	406	CLA	CBA-CGA-O2A-C1
33	BB	1001	CYC	ND-C1D-CHD-C4C
33	OB	201	CYC	ND-C1D-CHD-C4C
33	PB	201	CYC	ND-C4D-CHA-C1A
33	PB	201	CYC	ND-C1D-CHD-C4C
33	QB	201	CYC	ND-C1D-CHD-C4C
33	ZB	201	CYC	ND-C1D-CHD-C4C
33	JF	201	CYC	ND-C1D-CHD-C4C
33	LF	201	CYC	ND-C1D-CHD-C4C
33	YF	201	CYC	ND-C1D-CHD-C4C
33	AG	201	CYC	ND-C1D-CHD-C4C
33	HG	201	CYC	ND-C1D-CHD-C4C
33	JG	201	CYC	ND-C1D-CHD-C4C
33	KG	201	CYC	ND-C1D-CHD-C4C
33	LG	201	CYC	ND-C1D-CHD-C4C
33	OG	201	CYC	ND-C1D-CHD-C4C
33	QG	201	CYC	ND-C1D-CHD-C4C
33	RG	201	CYC	ND-C1D-CHD-C4C
33	WG	201	CYC	ND-C1D-CHD-C4C
33	JK	201	CYC	ND-C1D-CHD-C4C
33	LK	201	CYC	ND-C1D-CHD-C4C
33	YK	201	CYC	ND-C1D-CHD-C4C
33	AL	201	CYC	ND-C1D-CHD-C4C
33	HL	201	CYC	ND-C1D-CHD-C4C
33	JL	201	CYC	ND-C1D-CHD-C4C
33	KL	201	CYC	ND-C1D-CHD-C4C
33	LL	201	CYC	ND-C1D-CHD-C4C
33	OL	201	CYC	ND-C1D-CHD-C4C
33	QL	201	CYC	ND-C1D-CHD-C4C
33	RL	201	CYC	ND-C1D-CHD-C4C
33	WL	201	CYC	ND-C1D-CHD-C4C
33	b2	201	CYC	ND-C1D-CHD-C4C
33	c2	201	CYC	ND-C1D-CHD-C4C
33	d2	201	CYC	ND-C1D-CHD-C4C
33	e2	201	CYC	ND-C1D-CHD-C4C
33	f2	201	CYC	ND-C1D-CHD-C4C
33	g2	202	CYC	ND-C1D-CHD-C4C
33	h2	201	CYC	ND-C1D-CHD-C4C
33	i2	202	CYC	ND-C1D-CHD-C4C
33	j2	201	CYC	ND-C1D-CHD-C4C
33	k2	201	CYC	ND-C1D-CHD-C4C
33	l2	201	CYC	ND-C1D-CHD-C4C

Continued on next page...

Continued from previous page...

Mol	Chain	Res	Type	Atoms
33	b3	201	CYC	ND-C1D-CHD-C4C
33	c3	201	CYC	ND-C1D-CHD-C4C
33	d3	201	CYC	ND-C1D-CHD-C4C
33	e3	201	CYC	ND-C1D-CHD-C4C
33	f3	201	CYC	ND-C1D-CHD-C4C
33	g3	202	CYC	ND-C1D-CHD-C4C
33	h3	201	CYC	ND-C1D-CHD-C4C
33	i3	202	CYC	ND-C1D-CHD-C4C
33	j3	201	CYC	ND-C1D-CHD-C4C
33	k3	201	CYC	ND-C1D-CHD-C4C
33	l3	201	CYC	ND-C1D-CHD-C4C
33	Z4	201	CYC	ND-C1D-CHD-C4C
33	a4	201	CYC	ND-C1D-CHD-C4C
33	t4	1001	CYC	ND-C4D-CHA-C1A
33	w4	201	CYC	ND-C1D-CHD-C4C
33	r4	201	CYC	ND-C1D-CHD-C4C
33	B4	1001	CYC	ND-C1D-CHD-C4C
33	O4	201	CYC	ND-C1D-CHD-C4C
33	P4	201	CYC	ND-C4D-CHA-C1A
33	P4	201	CYC	ND-C1D-CHD-C4C
33	Q4	201	CYC	ND-C1D-CHD-C4C
33	b5	201	CYC	ND-C1D-CHD-C4C
33	c5	201	CYC	ND-C1D-CHD-C4C
33	d5	201	CYC	ND-C1D-CHD-C4C
33	e5	201	CYC	ND-C1D-CHD-C4C
33	f5	201	CYC	ND-C1D-CHD-C4C
33	g5	202	CYC	ND-C1D-CHD-C4C
33	h5	201	CYC	ND-C1D-CHD-C4C
33	i5	202	CYC	ND-C1D-CHD-C4C
33	j5	201	CYC	ND-C1D-CHD-C4C
33	k5	201	CYC	ND-C1D-CHD-C4C
33	l5	201	CYC	ND-C1D-CHD-C4C
33	b6	201	CYC	ND-C1D-CHD-C4C
33	c6	201	CYC	ND-C1D-CHD-C4C
33	d6	201	CYC	ND-C1D-CHD-C4C
33	e6	201	CYC	ND-C1D-CHD-C4C
33	f6	201	CYC	ND-C1D-CHD-C4C
33	g6	202	CYC	ND-C1D-CHD-C4C
33	h6	201	CYC	ND-C1D-CHD-C4C
33	i6	202	CYC	ND-C1D-CHD-C4C
33	j6	201	CYC	ND-C1D-CHD-C4C
33	k6	201	CYC	ND-C1D-CHD-C4C

Continued on next page...

Continued from previous page...

Mol	Chain	Res	Type	Atoms
33	l6	201	CYC	ND-C1D-CHD-C4C
33	b7	201	CYC	ND-C1D-CHD-C4C
33	c7	201	CYC	ND-C1D-CHD-C4C
33	d7	201	CYC	ND-C1D-CHD-C4C
33	e7	201	CYC	ND-C1D-CHD-C4C
33	f7	201	CYC	ND-C1D-CHD-C4C
33	g7	202	CYC	ND-C1D-CHD-C4C
33	h7	201	CYC	ND-C1D-CHD-C4C
33	i7	202	CYC	ND-C1D-CHD-C4C
33	j7	201	CYC	ND-C1D-CHD-C4C
33	k7	201	CYC	ND-C1D-CHD-C4C
33	l7	201	CYC	ND-C1D-CHD-C4C
33	b8	201	CYC	ND-C1D-CHD-C4C
33	c8	201	CYC	ND-C1D-CHD-C4C
33	d8	201	CYC	ND-C1D-CHD-C4C
33	e8	201	CYC	ND-C1D-CHD-C4C
33	f8	201	CYC	ND-C1D-CHD-C4C
33	g8	202	CYC	ND-C1D-CHD-C4C
33	h8	201	CYC	ND-C1D-CHD-C4C
33	i8	202	CYC	ND-C1D-CHD-C4C
33	j8	201	CYC	ND-C1D-CHD-C4C
33	k8	201	CYC	ND-C1D-CHD-C4C
33	l8	201	CYC	ND-C1D-CHD-C4C
33	b9	201	CYC	ND-C1D-CHD-C4C
33	c9	201	CYC	ND-C1D-CHD-C4C
33	d9	201	CYC	ND-C1D-CHD-C4C
33	e9	201	CYC	ND-C1D-CHD-C4C
33	f9	201	CYC	ND-C1D-CHD-C4C
33	g9	202	CYC	ND-C1D-CHD-C4C
33	h9	201	CYC	ND-C1D-CHD-C4C
33	i9	202	CYC	ND-C1D-CHD-C4C
33	j9	201	CYC	ND-C1D-CHD-C4C
33	k9	201	CYC	ND-C1D-CHD-C4C
33	l9	201	CYC	ND-C1D-CHD-C4C
33	bA	201	CYC	ND-C1D-CHD-C4C
33	cA	201	CYC	ND-C1D-CHD-C4C
33	dA	201	CYC	ND-C1D-CHD-C4C
33	eA	201	CYC	ND-C1D-CHD-C4C
33	fA	201	CYC	ND-C1D-CHD-C4C
33	gA	301	CYC	ND-C1D-CHD-C4C
33	hA	201	CYC	ND-C1D-CHD-C4C
33	iA	202	CYC	ND-C1D-CHD-C4C

Continued on next page...

Continued from previous page...

Mol	Chain	Res	Type	Atoms
33	jA	201	CYC	ND-C1D-CHD-C4C
33	kA	201	CYC	ND-C1D-CHD-C4C
33	lA	201	CYC	ND-C1D-CHD-C4C
33	aB	201	CYC	ND-C1D-CHD-C4C
33	tB	1001	CYC	ND-C4D-CHA-C1A
33	wB	201	CYC	ND-C1D-CHD-C4C
33	rB	201	CYC	ND-C1D-CHD-C4C
33	bC	201	CYC	ND-C1D-CHD-C4C
33	cC	201	CYC	ND-C1D-CHD-C4C
33	dC	201	CYC	ND-C1D-CHD-C4C
33	eC	201	CYC	ND-C1D-CHD-C4C
33	fC	201	CYC	ND-C1D-CHD-C4C
33	gC	301	CYC	ND-C1D-CHD-C4C
33	hC	201	CYC	ND-C1D-CHD-C4C
33	iC	202	CYC	ND-C1D-CHD-C4C
33	jC	201	CYC	ND-C1D-CHD-C4C
33	kC	201	CYC	ND-C1D-CHD-C4C
33	lC	201	CYC	ND-C1D-CHD-C4C
33	aF	201	CYC	ND-C1D-CHD-C4C
33	bF	201	CYC	ND-C1D-CHD-C4C
33	cF	201	CYC	ND-C1D-CHD-C4C
33	dF	201	CYC	ND-C1D-CHD-C4C
33	eF	201	CYC	ND-C1D-CHD-C4C
33	3F	101	CYC	ND-C1D-CHD-C4C
33	fF	201	CYC	ND-C1D-CHD-C4C
33	gF	201	CYC	ND-C1D-CHD-C4C
33	hF	201	CYC	ND-C1D-CHD-C4C
33	jF	201	CYC	ND-C1D-CHD-C4C
33	kF	201	CYC	ND-C1D-CHD-C4C
33	nF	201	CYC	ND-C1D-CHD-C4C
33	nF	202	CYC	ND-C1D-CHD-C4C
33	9F	201	CYC	ND-C1D-CHD-C4C
33	6G	201	CYC	ND-C1D-CHD-C4C
33	bH	201	CYC	ND-C1D-CHD-C4C
33	cH	201	CYC	ND-C1D-CHD-C4C
33	dH	201	CYC	ND-C1D-CHD-C4C
33	eH	201	CYC	ND-C1D-CHD-C4C
33	fH	201	CYC	ND-C1D-CHD-C4C
33	gH	202	CYC	ND-C1D-CHD-C4C
33	hH	201	CYC	ND-C1D-CHD-C4C
33	iH	202	CYC	ND-C1D-CHD-C4C
33	jH	201	CYC	ND-C1D-CHD-C4C

Continued on next page...

Continued from previous page...

Mol	Chain	Res	Type	Atoms
33	kH	201	CYC	ND-C1D-CHD-C4C
33	lH	201	CYC	ND-C1D-CHD-C4C
33	bI	201	CYC	ND-C1D-CHD-C4C
33	cI	201	CYC	ND-C1D-CHD-C4C
33	dI	201	CYC	ND-C1D-CHD-C4C
33	eI	201	CYC	ND-C1D-CHD-C4C
33	fI	201	CYC	ND-C1D-CHD-C4C
33	gI	301	CYC	ND-C1D-CHD-C4C
33	hI	201	CYC	ND-C1D-CHD-C4C
33	iI	202	CYC	ND-C1D-CHD-C4C
33	jI	201	CYC	ND-C1D-CHD-C4C
33	kI	201	CYC	ND-C1D-CHD-C4C
33	lI	201	CYC	ND-C1D-CHD-C4C
33	bJ	201	CYC	ND-C1D-CHD-C4C
33	cJ	201	CYC	ND-C1D-CHD-C4C
33	dJ	201	CYC	ND-C1D-CHD-C4C
33	eJ	201	CYC	ND-C1D-CHD-C4C
33	fJ	201	CYC	ND-C1D-CHD-C4C
33	gJ	202	CYC	ND-C1D-CHD-C4C
33	hJ	201	CYC	ND-C1D-CHD-C4C
33	iJ	202	CYC	ND-C1D-CHD-C4C
33	jJ	201	CYC	ND-C1D-CHD-C4C
33	kJ	201	CYC	ND-C1D-CHD-C4C
33	lJ	201	CYC	ND-C1D-CHD-C4C
33	aK	201	CYC	ND-C1D-CHD-C4C
33	bK	201	CYC	ND-C1D-CHD-C4C
33	cK	201	CYC	ND-C1D-CHD-C4C
33	dK	201	CYC	ND-C1D-CHD-C4C
33	eK	201	CYC	ND-C1D-CHD-C4C
33	3K	101	CYC	ND-C1D-CHD-C4C
33	fK	201	CYC	ND-C1D-CHD-C4C
33	gK	201	CYC	ND-C1D-CHD-C4C
33	hK	201	CYC	ND-C1D-CHD-C4C
33	jK	201	CYC	ND-C1D-CHD-C4C
33	kK	201	CYC	ND-C1D-CHD-C4C
33	nK	201	CYC	ND-C1D-CHD-C4C
33	nK	202	CYC	ND-C1D-CHD-C4C
33	9K	201	CYC	ND-C1D-CHD-C4C
33	6L	201	CYC	ND-C1D-CHD-C4C
33	JL	201	CYC	C1A-C2A-CAA-CBA
33	BB	1001	CYC	C2D-C1D-CHD-C4C
33	OB	201	CYC	C2D-C1D-CHD-C4C

Continued on next page...

Continued from previous page...

Mol	Chain	Res	Type	Atoms
33	ZB	201	CYC	C2D-C1D-CHD-C4C
33	JF	201	CYC	C2D-C1D-CHD-C4C
33	LF	201	CYC	C2D-C1D-CHD-C4C
33	YF	201	CYC	C2D-C1D-CHD-C4C
33	HG	201	CYC	C2D-C1D-CHD-C4C
33	JG	201	CYC	C2D-C1D-CHD-C4C
33	KG	201	CYC	C2D-C1D-CHD-C4C
33	LG	201	CYC	C2D-C1D-CHD-C4C
33	OG	201	CYC	C2D-C1D-CHD-C4C
33	QG	201	CYC	C2D-C1D-CHD-C4C
33	WG	201	CYC	C2D-C1D-CHD-C4C
33	JK	201	CYC	C2D-C1D-CHD-C4C
33	LK	201	CYC	C2D-C1D-CHD-C4C
33	YK	201	CYC	C2D-C1D-CHD-C4C
33	HL	201	CYC	C2D-C1D-CHD-C4C
33	JL	201	CYC	C2D-C1D-CHD-C4C
33	KL	201	CYC	C2D-C1D-CHD-C4C
33	LL	201	CYC	C2D-C1D-CHD-C4C
33	OL	201	CYC	C2D-C1D-CHD-C4C
33	QL	201	CYC	C2D-C1D-CHD-C4C
33	WL	201	CYC	C2D-C1D-CHD-C4C
33	b2	201	CYC	C2D-C1D-CHD-C4C
33	c2	201	CYC	C2D-C1D-CHD-C4C
33	d2	201	CYC	C2D-C1D-CHD-C4C
33	e2	201	CYC	C2D-C1D-CHD-C4C
33	f2	201	CYC	C2D-C1D-CHD-C4C
33	g2	202	CYC	C2D-C1D-CHD-C4C
33	h2	201	CYC	C2D-C1D-CHD-C4C
33	i2	202	CYC	C2D-C1D-CHD-C4C
33	j2	201	CYC	C2D-C1D-CHD-C4C
33	k2	201	CYC	C2D-C1D-CHD-C4C
33	l2	201	CYC	C2D-C1D-CHD-C4C
33	b3	201	CYC	C2D-C1D-CHD-C4C
33	c3	201	CYC	C2D-C1D-CHD-C4C
33	d3	201	CYC	C2D-C1D-CHD-C4C
33	e3	201	CYC	C2D-C1D-CHD-C4C
33	f3	201	CYC	C2D-C1D-CHD-C4C
33	g3	202	CYC	C2D-C1D-CHD-C4C
33	h3	201	CYC	C2D-C1D-CHD-C4C
33	i3	202	CYC	C2D-C1D-CHD-C4C
33	j3	201	CYC	C2D-C1D-CHD-C4C
33	k3	201	CYC	C2D-C1D-CHD-C4C

Continued on next page...

Continued from previous page...

Mol	Chain	Res	Type	Atoms
33	l3	201	CYC	C2D-C1D-CHD-C4C
33	Z4	201	CYC	C2D-C1D-CHD-C4C
33	a4	201	CYC	C2D-C1D-CHD-C4C
33	B4	1001	CYC	C2D-C1D-CHD-C4C
33	O4	201	CYC	C2D-C1D-CHD-C4C
33	b5	201	CYC	C2D-C1D-CHD-C4C
33	c5	201	CYC	C2D-C1D-CHD-C4C
33	d5	201	CYC	C2D-C1D-CHD-C4C
33	e5	201	CYC	C2D-C1D-CHD-C4C
33	f5	201	CYC	C2D-C1D-CHD-C4C
33	g5	202	CYC	C2D-C1D-CHD-C4C
33	h5	201	CYC	C2D-C1D-CHD-C4C
33	i5	202	CYC	C2D-C1D-CHD-C4C
33	j5	201	CYC	C2D-C1D-CHD-C4C
33	k5	201	CYC	C2D-C1D-CHD-C4C
33	l5	201	CYC	C2D-C1D-CHD-C4C
33	b6	201	CYC	C2D-C1D-CHD-C4C
33	c6	201	CYC	C2D-C1D-CHD-C4C
33	d6	201	CYC	C2D-C1D-CHD-C4C
33	e6	201	CYC	C2D-C1D-CHD-C4C
33	f6	201	CYC	C2D-C1D-CHD-C4C
33	g6	202	CYC	C2D-C1D-CHD-C4C
33	h6	201	CYC	C2D-C1D-CHD-C4C
33	i6	202	CYC	C2D-C1D-CHD-C4C
33	j6	201	CYC	C2D-C1D-CHD-C4C
33	k6	201	CYC	C2D-C1D-CHD-C4C
33	l6	201	CYC	C2D-C1D-CHD-C4C
33	b7	201	CYC	C2D-C1D-CHD-C4C
33	c7	201	CYC	C2D-C1D-CHD-C4C
33	d7	201	CYC	C2D-C1D-CHD-C4C
33	e7	201	CYC	C2D-C1D-CHD-C4C
33	f7	201	CYC	C2D-C1D-CHD-C4C
33	g7	202	CYC	C2D-C1D-CHD-C4C
33	h7	201	CYC	C2D-C1D-CHD-C4C
33	i7	202	CYC	C2D-C1D-CHD-C4C
33	j7	201	CYC	C2D-C1D-CHD-C4C
33	k7	201	CYC	C2D-C1D-CHD-C4C
33	l7	201	CYC	C2D-C1D-CHD-C4C
33	b8	201	CYC	C2D-C1D-CHD-C4C
33	c8	201	CYC	C2D-C1D-CHD-C4C
33	d8	201	CYC	C2D-C1D-CHD-C4C
33	e8	201	CYC	C2D-C1D-CHD-C4C

Continued on next page...

Continued from previous page...

Mol	Chain	Res	Type	Atoms
33	f8	201	CYC	C2D-C1D-CHD-C4C
33	g8	202	CYC	C2D-C1D-CHD-C4C
33	h8	201	CYC	C2D-C1D-CHD-C4C
33	i8	202	CYC	C2D-C1D-CHD-C4C
33	j8	201	CYC	C2D-C1D-CHD-C4C
33	k8	201	CYC	C2D-C1D-CHD-C4C
33	l8	201	CYC	C2D-C1D-CHD-C4C
33	b9	201	CYC	C2D-C1D-CHD-C4C
33	c9	201	CYC	C2D-C1D-CHD-C4C
33	d9	201	CYC	C2D-C1D-CHD-C4C
33	e9	201	CYC	C2D-C1D-CHD-C4C
33	f9	201	CYC	C2D-C1D-CHD-C4C
33	g9	202	CYC	C2D-C1D-CHD-C4C
33	h9	201	CYC	C2D-C1D-CHD-C4C
33	i9	202	CYC	C2D-C1D-CHD-C4C
33	j9	201	CYC	C2D-C1D-CHD-C4C
33	k9	201	CYC	C2D-C1D-CHD-C4C
33	l9	201	CYC	C2D-C1D-CHD-C4C
33	bA	201	CYC	C2D-C1D-CHD-C4C
33	cA	201	CYC	C2D-C1D-CHD-C4C
33	dA	201	CYC	C2D-C1D-CHD-C4C
33	eA	201	CYC	C2D-C1D-CHD-C4C
33	fA	201	CYC	C2D-C1D-CHD-C4C
33	gA	301	CYC	C2D-C1D-CHD-C4C
33	hA	201	CYC	C2D-C1D-CHD-C4C
33	iA	202	CYC	C2D-C1D-CHD-C4C
33	jA	201	CYC	C2D-C1D-CHD-C4C
33	kA	201	CYC	C2D-C1D-CHD-C4C
33	lA	201	CYC	C2D-C1D-CHD-C4C
33	aB	201	CYC	C2D-C1D-CHD-C4C
33	bC	201	CYC	C2D-C1D-CHD-C4C
33	cC	201	CYC	C2D-C1D-CHD-C4C
33	dC	201	CYC	C2D-C1D-CHD-C4C
33	eC	201	CYC	C2D-C1D-CHD-C4C
33	fC	201	CYC	C2D-C1D-CHD-C4C
33	gC	301	CYC	C2D-C1D-CHD-C4C
33	hC	201	CYC	C2D-C1D-CHD-C4C
33	iC	202	CYC	C2D-C1D-CHD-C4C
33	jC	201	CYC	C2D-C1D-CHD-C4C
33	kC	201	CYC	C2D-C1D-CHD-C4C
33	lC	201	CYC	C2D-C1D-CHD-C4C
33	cF	201	CYC	C2D-C1D-CHD-C4C

Continued on next page...

Continued from previous page...

Mol	Chain	Res	Type	Atoms
33	dF	201	CYC	C2D-C1D-CHD-C4C
33	fF	201	CYC	C2D-C1D-CHD-C4C
33	gF	201	CYC	C2D-C1D-CHD-C4C
33	hF	201	CYC	C2D-C1D-CHD-C4C
33	jF	201	CYC	C2D-C1D-CHD-C4C
33	nF	201	CYC	C2D-C1D-CHD-C4C
33	nF	202	CYC	C2D-C1D-CHD-C4C
33	9F	201	CYC	C2D-C1D-CHD-C4C
33	bH	201	CYC	C2D-C1D-CHD-C4C
33	cH	201	CYC	C2D-C1D-CHD-C4C
33	dH	201	CYC	C2D-C1D-CHD-C4C
33	eH	201	CYC	C2D-C1D-CHD-C4C
33	fH	201	CYC	C2D-C1D-CHD-C4C
33	gH	202	CYC	C2D-C1D-CHD-C4C
33	hH	201	CYC	C2D-C1D-CHD-C4C
33	iH	202	CYC	C2D-C1D-CHD-C4C
33	jH	201	CYC	C2D-C1D-CHD-C4C
33	kH	201	CYC	C2D-C1D-CHD-C4C
33	lH	201	CYC	C2D-C1D-CHD-C4C
33	bI	201	CYC	C2D-C1D-CHD-C4C
33	cI	201	CYC	C2D-C1D-CHD-C4C
33	dI	201	CYC	C2D-C1D-CHD-C4C
33	eI	201	CYC	C2D-C1D-CHD-C4C
33	fI	201	CYC	C2D-C1D-CHD-C4C
33	gI	301	CYC	C2D-C1D-CHD-C4C
33	hI	201	CYC	C2D-C1D-CHD-C4C
33	iI	202	CYC	C2D-C1D-CHD-C4C
33	jI	201	CYC	C2D-C1D-CHD-C4C
33	kI	201	CYC	C2D-C1D-CHD-C4C
33	lI	201	CYC	C2D-C1D-CHD-C4C
33	bJ	201	CYC	C2D-C1D-CHD-C4C
33	cJ	201	CYC	C2D-C1D-CHD-C4C
33	dJ	201	CYC	C2D-C1D-CHD-C4C
33	eJ	201	CYC	C2D-C1D-CHD-C4C
33	fJ	201	CYC	C2D-C1D-CHD-C4C
33	gJ	202	CYC	C2D-C1D-CHD-C4C
33	hJ	201	CYC	C2D-C1D-CHD-C4C
33	iJ	202	CYC	C2D-C1D-CHD-C4C
33	jJ	201	CYC	C2D-C1D-CHD-C4C
33	kJ	201	CYC	C2D-C1D-CHD-C4C
33	lJ	201	CYC	C2D-C1D-CHD-C4C
33	cK	201	CYC	C2D-C1D-CHD-C4C

Continued on next page...

Continued from previous page...

Mol	Chain	Res	Type	Atoms
33	dK	201	CYC	C2D-C1D-CHD-C4C
33	fK	201	CYC	C2D-C1D-CHD-C4C
33	gK	201	CYC	C2D-C1D-CHD-C4C
33	hK	201	CYC	C2D-C1D-CHD-C4C
33	jK	201	CYC	C2D-C1D-CHD-C4C
33	nK	201	CYC	C2D-C1D-CHD-C4C
33	nK	202	CYC	C2D-C1D-CHD-C4C
33	9K	201	CYC	C2D-C1D-CHD-C4C
33	fF	201	CYC	C2B-C3B-CAB-CBB
33	fK	201	CYC	C2B-C3B-CAB-CBB
36	c1	502	CLA	O1D-CGD-O2D-CED
36	cD	503	CLA	O1D-CGD-O2D-CED
36	cE	503	CLA	O1D-CGD-O2D-CED
33	jF	201	CYC	C2B-C3B-CAB-CBB
33	jK	201	CYC	C2B-C3B-CAB-CBB
36	ID	101	CLA	O1D-CGD-O2D-CED
36	IE	101	CLA	O1D-CGD-O2D-CED
36	I1	101	CLA	O1D-CGD-O2D-CED
40	b1	601	LMT	O5'-C5'-C6'-O6'
40	bD	601	LMT	O5'-C5'-C6'-O6'
40	bE	601	LMT	O5'-C5'-C6'-O6'
40	BD	622	LMT	C4B-C5B-C6B-O6B
40	BE	622	LMT	C4B-C5B-C6B-O6B
40	a1	401	LMT	C4B-C5B-C6B-O6B
45	DD	403	PHO	C3-C5-C6-C7
45	DE	403	PHO	C3-C5-C6-C7
45	D1	402	PHO	C3-C5-C6-C7
36	c1	513	CLA	O1D-CGD-O2D-CED
36	cD	513	CLA	O1D-CGD-O2D-CED
36	cE	513	CLA	O1D-CGD-O2D-CED
36	a1	407	CLA	CBA-CGA-O2A-C1
36	c1	507	CLA	CBA-CGA-O2A-C1
36	cD	507	CLA	CBA-CGA-O2A-C1
36	cE	507	CLA	CBA-CGA-O2A-C1
45	DD	403	PHO	CBA-CGA-O2A-C1
45	DE	403	PHO	CBA-CGA-O2A-C1
45	D1	402	PHO	CBA-CGA-O2A-C1
45	d1	402	PHO	CBA-CGA-O2A-C1
45	dD	402	PHO	CBA-CGA-O2A-C1
45	dE	402	PHO	CBA-CGA-O2A-C1
40	b1	601	LMT	C4B-C5B-C6B-O6B
40	bD	601	LMT	C4B-C5B-C6B-O6B

Continued on next page...

Continued from previous page...

Mol	Chain	Res	Type	Atoms
40	bE	601	LMT	C4B-C5B-C6B-O6B
43	BD	615	BCR	C13-C14-C15-C16
43	BE	615	BCR	C13-C14-C15-C16
43	B1	615	BCR	C13-C14-C15-C16
43	b1	616	BCR	C13-C14-C15-C16
43	bD	616	BCR	C13-C14-C15-C16
43	bE	616	BCR	C13-C14-C15-C16
39	y1	101	LMG	C28-C29-C30-C31
39	yD	101	LMG	C28-C29-C30-C31
39	yE	101	LMG	C28-C29-C30-C31
40	BD	622	LMT	O1'-C1-C2-C3
40	BE	622	LMT	O1'-C1-C2-C3
40	a1	401	LMT	O1'-C1-C2-C3
36	c1	512	CLA	C15-C16-C17-C18
36	cD	512	CLA	C15-C16-C17-C18
36	cE	512	CLA	C15-C16-C17-C18
40	j1	101	LMT	C4B-C5B-C6B-O6B
40	jD	101	LMT	C4B-C5B-C6B-O6B
40	jE	101	LMT	C4B-C5B-C6B-O6B
33	t4	1001	CYC	C3A-C2A-CAA-CBA
33	tB	1001	CYC	C3A-C2A-CAA-CBA
36	cE	510	CLA	C15-C16-C17-C18
39	y1	101	LMG	C10-C11-C12-C13
39	yD	101	LMG	C10-C11-C12-C13
39	yE	101	LMG	C10-C11-C12-C13
44	CD	518	DGD	C1B-C2B-C3B-C4B
44	C1	518	DGD	C1B-C2B-C3B-C4B
44	c1	517	DGD	C1B-C2B-C3B-C4B
44	cD	517	DGD	C1B-C2B-C3B-C4B
44	cE	517	DGD	C1B-C2B-C3B-C4B
38	h1	103	SQD	C2-C1-O6-C44
38	hD	103	SQD	C2-C1-O6-C44
38	hE	103	SQD	C2-C1-O6-C44
40	DD	412	LMT	C2'-C1'-O1'-C1
40	DE	412	LMT	C2'-C1'-O1'-C1
40	D1	411	LMT	C2'-C1'-O1'-C1
40	d1	412	LMT	C2'-C1'-O1'-C1
40	j1	101	LMT	C2'-C1'-O1'-C1
40	dD	412	LMT	C2'-C1'-O1'-C1
40	jD	101	LMT	C2'-C1'-O1'-C1
40	dE	412	LMT	C2'-C1'-O1'-C1
40	jE	101	LMT	C2'-C1'-O1'-C1

Continued on next page...

Continued from previous page...

Mol	Chain	Res	Type	Atoms
37	AD	406	PL9	C33-C34-C36-C37
37	AE	406	PL9	C33-C34-C36-C37
37	A1	406	PL9	C33-C34-C36-C37
36	CD	504	CLA	C6-C7-C8-C9
36	CD	515	CLA	C6-C7-C8-C9
36	CE	504	CLA	C6-C7-C8-C9
36	CE	515	CLA	C6-C7-C8-C9
36	C1	504	CLA	C6-C7-C8-C9
36	C1	515	CLA	C6-C7-C8-C9
36	c1	514	CLA	C6-C7-C8-C9
36	cD	514	CLA	C6-C7-C8-C9
36	cE	514	CLA	C6-C7-C8-C9
45	DD	403	PHO	C6-C7-C8-C9
45	DE	403	PHO	C6-C7-C8-C9
45	D1	402	PHO	C6-C7-C8-C9
36	BD	610	CLA	O1D-CGD-O2D-CED
36	BE	610	CLA	O1D-CGD-O2D-CED
36	B1	610	CLA	O1D-CGD-O2D-CED
36	b1	611	CLA	O1D-CGD-O2D-CED
36	c1	509	CLA	O1D-CGD-O2D-CED
36	bD	611	CLA	O1D-CGD-O2D-CED
36	cD	509	CLA	O1D-CGD-O2D-CED
36	bE	611	CLA	O1D-CGD-O2D-CED
36	cE	509	CLA	O1D-CGD-O2D-CED
36	DD	405	CLA	CBD-CGD-O2D-CED
36	DE	405	CLA	CBD-CGD-O2D-CED
36	D1	404	CLA	CBD-CGD-O2D-CED
36	d1	405	CLA	CBD-CGD-O2D-CED
36	dD	405	CLA	CBD-CGD-O2D-CED
36	dE	405	CLA	CBD-CGD-O2D-CED
36	BD	611	CLA	C5-C6-C7-C8
36	BE	611	CLA	C5-C6-C7-C8
36	B1	611	CLA	C5-C6-C7-C8
36	b1	612	CLA	C5-C6-C7-C8
36	c1	505	CLA	C15-C16-C17-C18
36	c1	510	CLA	C15-C16-C17-C18
36	bD	612	CLA	C5-C6-C7-C8
36	cD	506	CLA	C15-C16-C17-C18
36	cD	510	CLA	C15-C16-C17-C18
36	bE	612	CLA	C5-C6-C7-C8
36	cE	506	CLA	C15-C16-C17-C18
36	BD	606	CLA	C2A-CAA-CBA-CGA

Continued on next page...

Continued from previous page...

Mol	Chain	Res	Type	Atoms
36	BD	612	CLA	C2A-CAA-CBA-CGA
36	BE	606	CLA	C2A-CAA-CBA-CGA
36	BE	612	CLA	C2A-CAA-CBA-CGA
36	B1	606	CLA	C2A-CAA-CBA-CGA
36	B1	612	CLA	C2A-CAA-CBA-CGA
36	b1	608	CLA	C2A-CAA-CBA-CGA
36	bD	608	CLA	C2A-CAA-CBA-CGA
36	bE	608	CLA	C2A-CAA-CBA-CGA
43	BD	615	BCR	C11-C12-C13-C35
43	BD	615	BCR	C37-C22-C23-C24
43	BD	617	BCR	C7-C8-C9-C34
43	BD	617	BCR	C37-C22-C23-C24
43	CD	516	BCR	C7-C8-C9-C34
43	CD	516	BCR	C37-C22-C23-C24
43	ID	102	BCR	C36-C18-C19-C20
43	ZD	101	BCR	C7-C8-C9-C34
43	ZD	101	BCR	C37-C22-C23-C24
43	BE	615	BCR	C11-C12-C13-C35
43	BE	615	BCR	C37-C22-C23-C24
43	BE	617	BCR	C7-C8-C9-C34
43	BE	617	BCR	C37-C22-C23-C24
43	CE	516	BCR	C7-C8-C9-C34
43	CE	516	BCR	C37-C22-C23-C24
43	IE	102	BCR	C36-C18-C19-C20
43	ZE	101	BCR	C7-C8-C9-C34
43	ZE	101	BCR	C37-C22-C23-C24
43	B1	615	BCR	C11-C12-C13-C35
43	B1	615	BCR	C37-C22-C23-C24
43	B1	617	BCR	C7-C8-C9-C34
43	B1	617	BCR	C37-C22-C23-C24
43	C1	516	BCR	C7-C8-C9-C34
43	C1	516	BCR	C37-C22-C23-C24
43	I1	102	BCR	C36-C18-C19-C20
43	Z1	101	BCR	C7-C8-C9-C34
43	Z1	101	BCR	C37-C22-C23-C24
43	b1	616	BCR	C11-C12-C13-C35
43	b1	616	BCR	C37-C22-C23-C24
43	b1	618	BCR	C7-C8-C9-C34
43	b1	618	BCR	C37-C22-C23-C24
43	c1	515	BCR	C7-C8-C9-C34
43	i1	101	BCR	C7-C8-C9-C34
43	z1	101	BCR	C7-C8-C9-C34

Continued on next page...

Continued from previous page...

Mol	Chain	Res	Type	Atoms
43	z1	101	BCR	C37-C22-C23-C24
43	bD	616	BCR	C11-C12-C13-C35
43	bD	616	BCR	C37-C22-C23-C24
43	bD	618	BCR	C7-C8-C9-C34
43	bD	618	BCR	C37-C22-C23-C24
43	cD	515	BCR	C7-C8-C9-C34
43	iD	102	BCR	C7-C8-C9-C34
43	zD	101	BCR	C7-C8-C9-C34
43	zD	101	BCR	C37-C22-C23-C24
43	bE	616	BCR	C11-C12-C13-C35
43	bE	616	BCR	C37-C22-C23-C24
43	bE	618	BCR	C7-C8-C9-C34
43	bE	618	BCR	C37-C22-C23-C24
43	cE	515	BCR	C7-C8-C9-C34
43	iE	102	BCR	C7-C8-C9-C34
43	zE	101	BCR	C7-C8-C9-C34
43	zE	101	BCR	C37-C22-C23-C24
43	BD	615	BCR	C11-C12-C13-C14
43	BD	615	BCR	C21-C22-C23-C24
43	BD	617	BCR	C7-C8-C9-C10
43	CD	516	BCR	C7-C8-C9-C10
43	CD	516	BCR	C21-C22-C23-C24
43	ZD	101	BCR	C7-C8-C9-C10
43	BE	615	BCR	C11-C12-C13-C14
43	BE	615	BCR	C21-C22-C23-C24
43	BE	617	BCR	C7-C8-C9-C10
43	CE	516	BCR	C7-C8-C9-C10
43	CE	516	BCR	C21-C22-C23-C24
43	ZE	101	BCR	C7-C8-C9-C10
43	B1	615	BCR	C11-C12-C13-C14
43	B1	615	BCR	C21-C22-C23-C24
43	B1	617	BCR	C7-C8-C9-C10
43	C1	516	BCR	C7-C8-C9-C10
43	C1	516	BCR	C21-C22-C23-C24
43	Z1	101	BCR	C7-C8-C9-C10
43	b1	616	BCR	C11-C12-C13-C14
43	b1	616	BCR	C21-C22-C23-C24
43	b1	618	BCR	C7-C8-C9-C10
43	c1	515	BCR	C7-C8-C9-C10
43	z1	101	BCR	C7-C8-C9-C10
43	bD	616	BCR	C11-C12-C13-C14
43	bD	616	BCR	C21-C22-C23-C24

Continued on next page...

Continued from previous page...

Mol	Chain	Res	Type	Atoms
43	bD	618	BCR	C7-C8-C9-C10
43	cD	515	BCR	C7-C8-C9-C10
43	zD	101	BCR	C7-C8-C9-C10
43	bE	616	BCR	C11-C12-C13-C14
43	bE	616	BCR	C21-C22-C23-C24
43	bE	618	BCR	C7-C8-C9-C10
43	cE	515	BCR	C7-C8-C9-C10
43	zE	101	BCR	C7-C8-C9-C10
44	CD	517	DGD	C2B-C1B-O2G-C2G
44	CE	517	DGD	C2B-C1B-O2G-C2G
44	C1	517	DGD	C2B-C1B-O2G-C2G
39	j1	102	LMG	C10-C11-C12-C13
39	jD	102	LMG	C10-C11-C12-C13
39	jE	102	LMG	C10-C11-C12-C13
44	CE	518	DGD	C1B-C2B-C3B-C4B
36	c1	507	CLA	O1A-CGA-O2A-C1
36	cD	507	CLA	O1A-CGA-O2A-C1
36	cE	507	CLA	O1A-CGA-O2A-C1
45	d1	402	PHO	O1A-CGA-O2A-C1
45	dD	402	PHO	O1A-CGA-O2A-C1
45	dE	402	PHO	O1A-CGA-O2A-C1
36	BD	611	CLA	C10-C11-C12-C13
36	ID	101	CLA	C5-C6-C7-C8
36	BE	611	CLA	C10-C11-C12-C13
36	IE	101	CLA	C5-C6-C7-C8
36	B1	611	CLA	C10-C11-C12-C13
36	I1	101	CLA	C5-C6-C7-C8
36	b1	612	CLA	C10-C11-C12-C13
36	bD	612	CLA	C10-C11-C12-C13
36	bE	612	CLA	C10-C11-C12-C13
40	d1	413	LMT	O5'-C5'-C6'-O6'
40	dD	413	LMT	O5'-C5'-C6'-O6'
40	dE	413	LMT	O5'-C5'-C6'-O6'
40	b1	602	LMT	C4'-C5'-C6'-O6'
40	bD	602	LMT	C4'-C5'-C6'-O6'
40	bE	602	LMT	C4'-C5'-C6'-O6'
36	a1	407	CLA	C3-C5-C6-C7
36	aD	406	CLA	C3-C5-C6-C7
36	aE	406	CLA	C3-C5-C6-C7
36	BD	605	CLA	CBA-CGA-O2A-C1
36	BE	605	CLA	CBA-CGA-O2A-C1
36	B1	605	CLA	CBA-CGA-O2A-C1

Continued on next page...

Continued from previous page...

Mol	Chain	Res	Type	Atoms
36	bD	607	CLA	CBA-CGA-O2A-C1
36	BD	604	CLA	C8-C10-C11-C12
36	BD	607	CLA	C15-C16-C17-C18
36	CD	503	CLA	C15-C16-C17-C18
36	CD	506	CLA	C15-C16-C17-C18
36	CD	508	CLA	C13-C15-C16-C17
36	BE	604	CLA	C8-C10-C11-C12
36	BE	607	CLA	C15-C16-C17-C18
36	CE	503	CLA	C15-C16-C17-C18
36	CE	506	CLA	C15-C16-C17-C18
36	CE	508	CLA	C13-C15-C16-C17
36	B1	604	CLA	C8-C10-C11-C12
36	B1	607	CLA	C15-C16-C17-C18
36	C1	503	CLA	C15-C16-C17-C18
36	C1	506	CLA	C15-C16-C17-C18
36	C1	508	CLA	C13-C15-C16-C17
36	b1	606	CLA	C8-C10-C11-C12
36	b1	609	CLA	C15-C16-C17-C18
36	bD	606	CLA	C8-C10-C11-C12
36	bD	609	CLA	C15-C16-C17-C18
36	bE	606	CLA	C8-C10-C11-C12
36	bE	609	CLA	C15-C16-C17-C18
38	LD	101	SQD	C7-C8-C9-C10
38	LD	102	SQD	C7-C8-C9-C10
38	LE	101	SQD	C7-C8-C9-C10
38	LE	102	SQD	C7-C8-C9-C10
38	L1	101	SQD	C7-C8-C9-C10
38	L1	102	SQD	C7-C8-C9-C10
44	JE	101	DGD	C1A-C2A-C3A-C4A
33	XF	201	CYC	C4B-C3B-CAB-CBB
33	PG	201	CYC	C4B-C3B-CAB-CBB
33	XK	201	CYC	C4B-C3B-CAB-CBB
33	PL	201	CYC	C4B-C3B-CAB-CBB
33	c2	201	CYC	C4B-C3B-CAB-CBB
33	e2	201	CYC	C4B-C3B-CAB-CBB
33	g2	202	CYC	C4B-C3B-CAB-CBB
33	i2	202	CYC	C4B-C3B-CAB-CBB
33	k2	201	CYC	C4B-C3B-CAB-CBB
33	c3	201	CYC	C4B-C3B-CAB-CBB
33	e3	201	CYC	C4B-C3B-CAB-CBB
33	g3	202	CYC	C4B-C3B-CAB-CBB
33	i3	202	CYC	C4B-C3B-CAB-CBB

Continued on next page...

Continued from previous page...

Mol	Chain	Res	Type	Atoms
33	k3	201	CYC	C4B-C3B-CAB-CBB
33	c5	201	CYC	C4B-C3B-CAB-CBB
33	e5	201	CYC	C4B-C3B-CAB-CBB
33	g5	202	CYC	C4B-C3B-CAB-CBB
33	i5	202	CYC	C4B-C3B-CAB-CBB
33	k5	201	CYC	C4B-C3B-CAB-CBB
33	c6	201	CYC	C4B-C3B-CAB-CBB
33	e6	201	CYC	C4B-C3B-CAB-CBB
33	g6	202	CYC	C4B-C3B-CAB-CBB
33	i6	202	CYC	C4B-C3B-CAB-CBB
33	k6	201	CYC	C4B-C3B-CAB-CBB
33	c7	201	CYC	C4B-C3B-CAB-CBB
33	e7	201	CYC	C4B-C3B-CAB-CBB
33	g7	202	CYC	C4B-C3B-CAB-CBB
33	i7	202	CYC	C4B-C3B-CAB-CBB
33	k7	201	CYC	C4B-C3B-CAB-CBB
33	c8	201	CYC	C4B-C3B-CAB-CBB
33	e8	201	CYC	C4B-C3B-CAB-CBB
33	g8	202	CYC	C4B-C3B-CAB-CBB
33	i8	202	CYC	C4B-C3B-CAB-CBB
33	k8	201	CYC	C4B-C3B-CAB-CBB
33	c9	201	CYC	C4B-C3B-CAB-CBB
33	e9	201	CYC	C4B-C3B-CAB-CBB
33	g9	202	CYC	C4B-C3B-CAB-CBB
33	i9	202	CYC	C4B-C3B-CAB-CBB
33	k9	201	CYC	C4B-C3B-CAB-CBB
33	cA	201	CYC	C4B-C3B-CAB-CBB
33	eA	201	CYC	C4B-C3B-CAB-CBB
33	gA	301	CYC	C4B-C3B-CAB-CBB
33	iA	202	CYC	C4B-C3B-CAB-CBB
33	kA	201	CYC	C4B-C3B-CAB-CBB
33	cC	201	CYC	C4B-C3B-CAB-CBB
33	eC	201	CYC	C4B-C3B-CAB-CBB
33	gC	301	CYC	C4B-C3B-CAB-CBB
33	iC	202	CYC	C4B-C3B-CAB-CBB
33	kC	201	CYC	C4B-C3B-CAB-CBB
33	cH	201	CYC	C4B-C3B-CAB-CBB
33	eH	201	CYC	C4B-C3B-CAB-CBB
33	gH	202	CYC	C4B-C3B-CAB-CBB
33	iH	202	CYC	C4B-C3B-CAB-CBB
33	kH	201	CYC	C4B-C3B-CAB-CBB
33	cI	201	CYC	C4B-C3B-CAB-CBB

Continued on next page...

Continued from previous page...

Mol	Chain	Res	Type	Atoms
33	eI	201	CYC	C4B-C3B-CAB-CBB
33	gI	301	CYC	C4B-C3B-CAB-CBB
33	iI	202	CYC	C4B-C3B-CAB-CBB
33	kI	201	CYC	C4B-C3B-CAB-CBB
33	cJ	201	CYC	C4B-C3B-CAB-CBB
33	eJ	201	CYC	C4B-C3B-CAB-CBB
33	gJ	202	CYC	C4B-C3B-CAB-CBB
33	iJ	202	CYC	C4B-C3B-CAB-CBB
33	kJ	201	CYC	C4B-C3B-CAB-CBB
33	VB	201	CYC	ND-C4D-CHA-C1A
33	V4	201	CYC	ND-C4D-CHA-C1A
36	AD	405	CLA	C15-C16-C17-C18
36	BD	613	CLA	C15-C16-C17-C18
36	DD	406	CLA	C13-C15-C16-C17
36	AE	405	CLA	C15-C16-C17-C18
36	BE	613	CLA	C15-C16-C17-C18
36	DE	406	CLA	C13-C15-C16-C17
36	A1	405	CLA	C15-C16-C17-C18
36	B1	613	CLA	C15-C16-C17-C18
36	D1	405	CLA	C13-C15-C16-C17
36	b1	614	CLA	C15-C16-C17-C18
36	c1	502	CLA	C15-C16-C17-C18
36	c1	507	CLA	C13-C15-C16-C17
36	d1	406	CLA	C13-C15-C16-C17
36	bD	614	CLA	C15-C16-C17-C18
36	cD	503	CLA	C15-C16-C17-C18
36	cD	507	CLA	C13-C15-C16-C17
36	dD	406	CLA	C13-C15-C16-C17
36	bE	614	CLA	C15-C16-C17-C18
36	cE	503	CLA	C15-C16-C17-C18
36	cE	507	CLA	C13-C15-C16-C17
36	dE	406	CLA	C13-C15-C16-C17
33	VB	201	CYC	C3D-C4D-CHA-C1A
33	AG	201	CYC	C2D-C1D-CHD-C4C
33	AL	201	CYC	C2D-C1D-CHD-C4C
33	6G	201	CYC	C2D-C1D-CHD-C4C
33	6L	201	CYC	C2D-C1D-CHD-C4C
38	h1	103	SQD	C23-C24-C25-C26
38	hD	103	SQD	C23-C24-C25-C26
38	hE	103	SQD	C23-C24-C25-C26
39	CD	522	LMG	C10-C11-C12-C13
39	CE	520	LMG	C10-C11-C12-C13

Continued on next page...

Continued from previous page...

Mol	Chain	Res	Type	Atoms
39	C1	521	LMG	C10-C11-C12-C13
42	DD	410	LHG	C23-C24-C25-C26
42	DE	410	LHG	C23-C24-C25-C26
42	D1	409	LHG	C23-C24-C25-C26
42	d1	410	LHG	C23-C24-C25-C26
42	dD	410	LHG	C23-C24-C25-C26
42	dE	410	LHG	C23-C24-C25-C26
44	JD	101	DGD	C1A-C2A-C3A-C4A
44	J1	101	DGD	C1A-C2A-C3A-C4A
44	c1	518	DGD	C1A-C2A-C3A-C4A
44	cD	518	DGD	C1A-C2A-C3A-C4A
44	cE	518	DGD	C1A-C2A-C3A-C4A
40	d1	413	LMT	O1'-C1-C2-C3
40	dD	413	LMT	O1'-C1-C2-C3
40	dE	413	LMT	O1'-C1-C2-C3
36	BD	602	CLA	C15-C16-C17-C18
36	BD	605	CLA	C5-C6-C7-C8
36	HD	101	CLA	C8-C10-C11-C12
36	BE	602	CLA	C15-C16-C17-C18
36	BE	605	CLA	C5-C6-C7-C8
36	HE	101	CLA	C8-C10-C11-C12
36	B1	602	CLA	C15-C16-C17-C18
36	B1	605	CLA	C5-C6-C7-C8
36	H1	101	CLA	C8-C10-C11-C12
36	b1	604	CLA	C15-C16-C17-C18
36	b1	607	CLA	C5-C6-C7-C8
36	h1	102	CLA	C8-C10-C11-C12
36	bD	604	CLA	C15-C16-C17-C18
36	bD	607	CLA	C5-C6-C7-C8
36	hD	102	CLA	C8-C10-C11-C12
36	bE	604	CLA	C15-C16-C17-C18
36	bE	607	CLA	C5-C6-C7-C8
36	hE	102	CLA	C8-C10-C11-C12
36	BD	604	CLA	CBA-CGA-O2A-C1
36	BE	604	CLA	CBA-CGA-O2A-C1
36	B1	604	CLA	CBA-CGA-O2A-C1
36	b1	606	CLA	CBA-CGA-O2A-C1
36	b1	607	CLA	CBA-CGA-O2A-C1
36	bD	606	CLA	CBA-CGA-O2A-C1
36	bE	606	CLA	CBA-CGA-O2A-C1
36	bE	607	CLA	CBA-CGA-O2A-C1
33	JL	201	CYC	C3A-C2A-CAA-CBA

Continued on next page...

Continued from previous page...

Mol	Chain	Res	Type	Atoms
44	CD	517	DGD	O1B-C1B-O2G-C2G
44	CE	517	DGD	O1B-C1B-O2G-C2G
44	C1	517	DGD	O1B-C1B-O2G-C2G
45	DD	403	PHO	C2-C1-O2A-CGA
45	DE	403	PHO	C2-C1-O2A-CGA
45	D1	402	PHO	C2-C1-O2A-CGA
36	DD	405	CLA	C10-C11-C12-C13
36	DE	405	CLA	C10-C11-C12-C13
36	D1	404	CLA	C10-C11-C12-C13
36	d1	405	CLA	C10-C11-C12-C13
36	dD	405	CLA	C10-C11-C12-C13
36	dE	405	CLA	C10-C11-C12-C13
38	CD	501	SQD	C7-C8-C9-C10
38	CE	501	SQD	C7-C8-C9-C10
38	C1	501	SQD	C7-C8-C9-C10
39	CD	502	LMG	C10-C11-C12-C13
39	CD	522	LMG	C28-C29-C30-C31
39	DD	411	LMG	C28-C29-C30-C31
39	CE	502	LMG	C10-C11-C12-C13
39	CE	520	LMG	C28-C29-C30-C31
39	DE	411	LMG	C28-C29-C30-C31
39	C1	502	LMG	C10-C11-C12-C13
39	C1	521	LMG	C28-C29-C30-C31
39	D1	410	LMG	C28-C29-C30-C31
39	d1	411	LMG	C28-C29-C30-C31
39	dD	411	LMG	C28-C29-C30-C31
39	dE	411	LMG	C28-C29-C30-C31
40	dD	412	LMT	O5'-C5'-C6'-O6'
40	dE	412	LMT	O5'-C5'-C6'-O6'
33	BB	1001	CYC	C2A-CAA-CBA-CGA
33	JG	201	CYC	C2A-CAA-CBA-CGA
33	VG	201	CYC	C2A-CAA-CBA-CGA
33	JL	201	CYC	C2A-CAA-CBA-CGA
33	VL	201	CYC	C2A-CAA-CBA-CGA
33	a4	201	CYC	C3D-CAD-CBD-CGD
33	s4	201	CYC	C2A-CAA-CBA-CGA
33	w4	201	CYC	C2A-CAA-CBA-CGA
33	r4	201	CYC	C2A-CAA-CBA-CGA
33	B4	1001	CYC	C2A-CAA-CBA-CGA
33	aB	201	CYC	C3D-CAD-CBD-CGD
33	sB	201	CYC	C2A-CAA-CBA-CGA
33	wB	201	CYC	C2A-CAA-CBA-CGA

Continued on next page...

Continued from previous page...

Mol	Chain	Res	Type	Atoms
33	rB	201	CYC	C2A-CAA-CBA-CGA
33	cF	201	CYC	NA-C4A-CHB-C1B
33	3F	101	CYC	C2A-CAA-CBA-CGA
33	mF	201	CYC	C2A-CAA-CBA-CGA
33	1G	201	CYC	C3D-CAD-CBD-CGD
33	cK	201	CYC	NA-C4A-CHB-C1B
33	3K	101	CYC	C2A-CAA-CBA-CGA
33	mK	201	CYC	C2A-CAA-CBA-CGA
33	1L	201	CYC	C3D-CAD-CBD-CGD
47	ED	101	HEM	C2A-CAA-CBA-CGA
47	EE	101	HEM	C2A-CAA-CBA-CGA
47	E1	101	HEM	C2A-CAA-CBA-CGA
47	f1	101	HEM	C2A-CAA-CBA-CGA
47	fD	101	HEM	C2A-CAA-CBA-CGA
47	fE	101	HEM	C2A-CAA-CBA-CGA
36	XD	101	CLA	C13-C15-C16-C17
36	XE	101	CLA	C13-C15-C16-C17
36	X1	101	CLA	C13-C15-C16-C17
36	h1	101	CLA	C13-C15-C16-C17
36	x1	101	CLA	C13-C15-C16-C17
36	hD	101	CLA	C13-C15-C16-C17
36	xD	101	CLA	C13-C15-C16-C17
36	hE	101	CLA	C13-C15-C16-C17
36	xE	101	CLA	C13-C15-C16-C17
40	DD	412	LMT	O5'-C5'-C6'-O6'
40	DE	412	LMT	O5'-C5'-C6'-O6'
40	D1	411	LMT	O5'-C5'-C6'-O6'
40	d1	412	LMT	O5'-C5'-C6'-O6'
36	BD	611	CLA	C6-C7-C8-C10
36	BD	614	CLA	C11-C12-C13-C15
36	BE	611	CLA	C6-C7-C8-C10
36	BE	614	CLA	C11-C12-C13-C15
36	B1	611	CLA	C6-C7-C8-C10
36	B1	614	CLA	C11-C12-C13-C15
36	a1	407	CLA	C6-C7-C8-C10
36	b1	612	CLA	C6-C7-C8-C10
36	b1	615	CLA	C11-C12-C13-C15
36	aD	406	CLA	C6-C7-C8-C10
36	bD	612	CLA	C6-C7-C8-C10
36	bD	615	CLA	C11-C12-C13-C15
36	aE	406	CLA	C6-C7-C8-C10
36	bE	612	CLA	C6-C7-C8-C10

Continued on next page...

Continued from previous page...

Mol	Chain	Res	Type	Atoms
36	bE	615	CLA	C11-C12-C13-C15
45	DD	401	PHO	C11-C10-C8-C7
45	DE	401	PHO	C12-C13-C15-C16
45	A1	412	PHO	C11-C10-C8-C7
45	d1	402	PHO	C11-C12-C13-C15
45	aD	412	PHO	C12-C13-C15-C16
45	aE	412	PHO	C11-C10-C8-C7
33	t4	1001	CYC	C2B-C3B-CAB-CBB
33	tB	1001	CYC	C2B-C3B-CAB-CBB
40	BD	623	LMT	O1'-C1-C2-C3
40	BE	623	LMT	O1'-C1-C2-C3
40	B1	623	LMT	O1'-C1-C2-C3
44	CD	518	DGD	C3B-C4B-C5B-C6B
44	CE	518	DGD	C3B-C4B-C5B-C6B
44	C1	518	DGD	C3B-C4B-C5B-C6B
33	BB	1001	CYC	C3A-C4A-CHB-C1B
33	YB	201	CYC	C3A-C4A-CHB-C1B
33	Y4	201	CYC	C3A-C4A-CHB-C1B
33	B4	1001	CYC	C3A-C4A-CHB-C1B
36	BD	609	CLA	C13-C15-C16-C17
36	BD	610	CLA	C10-C11-C12-C13
36	CD	512	CLA	C13-C15-C16-C17
36	HD	103	CLA	C5-C6-C7-C8
36	HD	103	CLA	C13-C15-C16-C17
36	HD	103	CLA	C15-C16-C17-C18
36	BE	609	CLA	C13-C15-C16-C17
36	BE	610	CLA	C10-C11-C12-C13
36	CE	512	CLA	C13-C15-C16-C17
36	HE	103	CLA	C5-C6-C7-C8
36	HE	103	CLA	C13-C15-C16-C17
36	HE	103	CLA	C15-C16-C17-C18
36	B1	609	CLA	C13-C15-C16-C17
36	B1	610	CLA	C10-C11-C12-C13
36	C1	512	CLA	C13-C15-C16-C17
36	H1	103	CLA	C5-C6-C7-C8
36	H1	103	CLA	C13-C15-C16-C17
36	H1	103	CLA	C15-C16-C17-C18
36	b1	610	CLA	C13-C15-C16-C17
36	b1	611	CLA	C10-C11-C12-C13
36	h1	101	CLA	C5-C6-C7-C8
36	h1	101	CLA	C15-C16-C17-C18
36	bD	610	CLA	C13-C15-C16-C17

Continued on next page...

Continued from previous page...

Mol	Chain	Res	Type	Atoms
36	bD	611	CLA	C10-C11-C12-C13
36	hD	101	CLA	C5-C6-C7-C8
36	hD	101	CLA	C15-C16-C17-C18
36	bE	610	CLA	C13-C15-C16-C17
36	bE	611	CLA	C10-C11-C12-C13
36	hE	101	CLA	C5-C6-C7-C8
36	hE	101	CLA	C15-C16-C17-C18
45	DD	403	PHO	C5-C6-C7-C8
40	d1	404	LMT	O1'-C1-C2-C3
40	dD	404	LMT	O1'-C1-C2-C3
40	dE	404	LMT	O1'-C1-C2-C3
40	DD	404	LMT	O1'-C1-C2-C3
40	DE	404	LMT	O1'-C1-C2-C3
45	DD	403	PHO	O1A-CGA-O2A-C1
40	BD	623	LMT	O5'-C1'-O1'-C1
40	BE	623	LMT	O5'-C1'-O1'-C1
40	B1	623	LMT	O5'-C1'-O1'-C1
44	CD	517	DGD	O6E-C1E-O5D-C6D
44	CD	518	DGD	O6E-C1E-O5D-C6D
44	CE	517	DGD	O6E-C1E-O5D-C6D
44	CE	518	DGD	O6E-C1E-O5D-C6D
44	C1	517	DGD	O6E-C1E-O5D-C6D
44	C1	518	DGD	O6E-C1E-O5D-C6D
44	c1	516	DGD	O6E-C1E-O5D-C6D
44	cD	516	DGD	O6E-C1E-O5D-C6D
44	cE	516	DGD	O6E-C1E-O5D-C6D
36	BD	612	CLA	C10-C11-C12-C13
36	BE	612	CLA	C10-C11-C12-C13
36	B1	612	CLA	C10-C11-C12-C13
36	b1	613	CLA	C10-C11-C12-C13
36	c1	505	CLA	C13-C15-C16-C17
36	bD	613	CLA	C10-C11-C12-C13
36	cD	506	CLA	C13-C15-C16-C17
36	bE	613	CLA	C10-C11-C12-C13
36	cE	506	CLA	C13-C15-C16-C17
45	D1	402	PHO	C10-C11-C12-C13
37	AD	406	PL9	C24-C26-C27-C28
37	AE	406	PL9	C24-C26-C27-C28
37	A1	406	PL9	C24-C26-C27-C28
40	D1	403	LMT	O1'-C1-C2-C3
38	c1	501	SQD	C7-C8-C9-C10
38	cD	502	SQD	C7-C8-C9-C10

Continued on next page...

Continued from previous page...

Mol	Chain	Res	Type	Atoms
38	cE	502	SQD	C7-C8-C9-C10
40	A1	409	LMT	O1'-C1-C2-C3
36	BD	610	CLA	C5-C6-C7-C8
36	BD	610	CLA	C13-C15-C16-C17
36	CD	503	CLA	C5-C6-C7-C8
36	CD	505	CLA	C15-C16-C17-C18
36	CD	513	CLA	C15-C16-C17-C18
36	BE	610	CLA	C5-C6-C7-C8
36	BE	610	CLA	C13-C15-C16-C17
36	CE	503	CLA	C5-C6-C7-C8
36	CE	505	CLA	C15-C16-C17-C18
36	CE	513	CLA	C15-C16-C17-C18
36	B1	610	CLA	C5-C6-C7-C8
36	B1	610	CLA	C13-C15-C16-C17
36	C1	503	CLA	C5-C6-C7-C8
36	C1	505	CLA	C15-C16-C17-C18
36	C1	513	CLA	C15-C16-C17-C18
36	b1	611	CLA	C5-C6-C7-C8
36	b1	611	CLA	C13-C15-C16-C17
36	bD	611	CLA	C5-C6-C7-C8
36	bD	611	CLA	C13-C15-C16-C17
36	bE	611	CLA	C5-C6-C7-C8
36	bE	611	CLA	C13-C15-C16-C17
40	AD	409	LMT	O1'-C1-C2-C3
40	AE	409	LMT	O1'-C1-C2-C3
40	b1	602	LMT	O1'-C1-C2-C3
40	bD	602	LMT	O1'-C1-C2-C3
40	bE	602	LMT	O1'-C1-C2-C3
40	bE	620	LMT	O1'-C1-C2-C3
36	B1	604	CLA	O1A-CGA-O2A-C1
36	a1	407	CLA	O1A-CGA-O2A-C1
36	aD	406	CLA	O1A-CGA-O2A-C1
36	aE	406	CLA	O1A-CGA-O2A-C1
45	DE	403	PHO	O1A-CGA-O2A-C1
45	D1	402	PHO	O1A-CGA-O2A-C1
40	b1	620	LMT	O1'-C1-C2-C3
40	bD	620	LMT	O1'-C1-C2-C3
36	BD	613	CLA	C13-C15-C16-C17
36	BD	614	CLA	C10-C11-C12-C13
36	ID	101	CLA	C8-C10-C11-C12
36	BE	613	CLA	C13-C15-C16-C17
36	BE	614	CLA	C10-C11-C12-C13

Continued on next page...

Continued from previous page...

Mol	Chain	Res	Type	Atoms
36	IE	101	CLA	C8-C10-C11-C12
36	B1	613	CLA	C13-C15-C16-C17
36	B1	614	CLA	C10-C11-C12-C13
36	I1	101	CLA	C8-C10-C11-C12
36	b1	614	CLA	C13-C15-C16-C17
36	b1	615	CLA	C10-C11-C12-C13
36	c1	510	CLA	C13-C15-C16-C17
36	aD	405	CLA	C15-C16-C17-C18
36	bD	614	CLA	C13-C15-C16-C17
36	bD	615	CLA	C10-C11-C12-C13
36	cD	510	CLA	C13-C15-C16-C17
36	aE	405	CLA	C15-C16-C17-C18
36	bE	614	CLA	C13-C15-C16-C17
36	bE	615	CLA	C10-C11-C12-C13
36	cE	510	CLA	C13-C15-C16-C17
45	d1	402	PHO	C10-C11-C12-C13
40	BD	619	LMT	O1'-C1-C2-C3
40	BE	619	LMT	O1'-C1-C2-C3
40	B1	619	LMT	O1'-C1-C2-C3
39	BD	618	LMG	O6-C5-C6-O5
39	BE	618	LMG	O6-C5-C6-O5
39	B1	618	LMG	O6-C5-C6-O5
39	b1	619	LMG	O6-C5-C6-O5
39	bD	619	LMG	O6-C5-C6-O5
39	bE	619	LMG	O6-C5-C6-O5
36	CD	506	CLA	O1D-CGD-O2D-CED
36	CE	506	CLA	O1D-CGD-O2D-CED
36	C1	506	CLA	O1D-CGD-O2D-CED
40	DD	413	LMT	C4'-C5'-C6'-O6'
40	DE	413	LMT	C4'-C5'-C6'-O6'
40	D1	412	LMT	C4'-C5'-C6'-O6'
33	JG	201	CYC	C3A-C2A-CAA-CBA
36	BD	604	CLA	O1A-CGA-O2A-C1
36	BE	604	CLA	O1A-CGA-O2A-C1
36	b1	606	CLA	O1A-CGA-O2A-C1
36	bD	606	CLA	O1A-CGA-O2A-C1
36	bE	606	CLA	O1A-CGA-O2A-C1
36	a1	406	CLA	C15-C16-C17-C18
45	DE	403	PHO	C5-C6-C7-C8
45	D1	402	PHO	C5-C6-C7-C8
42	BD	620	LHG	C3-O3-P-O6
42	BD	620	LHG	C4-O6-P-O3

Continued on next page...

Continued from previous page...

Mol	Chain	Res	Type	Atoms
42	DD	409	LHG	C3-O3-P-O6
42	DD	409	LHG	C4-O6-P-O3
42	DD	410	LHG	C4-O6-P-O3
42	BE	620	LHG	C3-O3-P-O6
42	BE	620	LHG	C4-O6-P-O3
42	DE	409	LHG	C3-O3-P-O6
42	DE	409	LHG	C4-O6-P-O3
42	DE	410	LHG	C4-O6-P-O3
42	B1	621	LHG	C3-O3-P-O6
42	B1	621	LHG	C4-O6-P-O3
42	D1	408	LHG	C3-O3-P-O6
42	D1	408	LHG	C4-O6-P-O3
42	D1	409	LHG	C4-O6-P-O3
42	d1	409	LHG	C3-O3-P-O6
42	d1	409	LHG	C4-O6-P-O3
42	d1	410	LHG	C4-O6-P-O3
42	e1	101	LHG	C3-O3-P-O6
42	e1	101	LHG	C4-O6-P-O3
42	l1	101	LHG	C3-O3-P-O6
42	l1	101	LHG	C4-O6-P-O3
42	dD	409	LHG	C3-O3-P-O6
42	dD	409	LHG	C4-O6-P-O3
42	dD	410	LHG	C4-O6-P-O3
42	eD	101	LHG	C3-O3-P-O6
42	eD	101	LHG	C4-O6-P-O3
42	lD	101	LHG	C3-O3-P-O6
42	lD	101	LHG	C4-O6-P-O3
42	dE	409	LHG	C3-O3-P-O6
42	dE	409	LHG	C4-O6-P-O3
42	dE	410	LHG	C4-O6-P-O3
42	eE	101	LHG	C3-O3-P-O6
42	eE	101	LHG	C4-O6-P-O3
42	lE	101	LHG	C3-O3-P-O6
42	lE	101	LHG	C4-O6-P-O3
33	V4	201	CYC	C3D-C4D-CHA-C1A
36	c1	514	CLA	C3-C5-C6-C7
36	cD	514	CLA	C3-C5-C6-C7
36	cE	514	CLA	C3-C5-C6-C7
36	CD	503	CLA	CBA-CGA-O2A-C1
36	CE	503	CLA	CBA-CGA-O2A-C1
36	C1	503	CLA	CBA-CGA-O2A-C1
36	c1	503	CLA	CBA-CGA-O2A-C1

Continued on next page...

Continued from previous page...

Mol	Chain	Res	Type	Atoms
36	c1	513	CLA	CBA-CGA-O2A-C1
36	cD	504	CLA	CBA-CGA-O2A-C1
36	cD	513	CLA	CBA-CGA-O2A-C1
36	cE	504	CLA	CBA-CGA-O2A-C1
36	cE	513	CLA	CBA-CGA-O2A-C1
36	BD	612	CLA	C15-C16-C17-C18
36	BE	612	CLA	C15-C16-C17-C18
36	B1	612	CLA	C15-C16-C17-C18
36	b1	613	CLA	C15-C16-C17-C18
36	c1	504	CLA	C15-C16-C17-C18
36	bD	613	CLA	C15-C16-C17-C18
36	cD	505	CLA	C15-C16-C17-C18
36	bE	613	CLA	C15-C16-C17-C18
36	cE	505	CLA	C15-C16-C17-C18
45	DE	403	PHO	C10-C11-C12-C13
36	ID	101	CLA	C2-C3-C5-C6
36	IE	101	CLA	C2-C3-C5-C6
36	I1	101	CLA	C2-C3-C5-C6
36	CD	503	CLA	C2A-CAA-CBA-CGA
36	CE	503	CLA	C2A-CAA-CBA-CGA
36	C1	503	CLA	C2A-CAA-CBA-CGA
45	d1	402	PHO	C2A-CAA-CBA-CGA
39	CD	502	LMG	C29-C28-O8-C9
39	CE	502	LMG	C29-C28-O8-C9
39	C1	502	LMG	C29-C28-O8-C9
44	CD	517	DGD	O6D-C5D-C6D-O5D
44	CE	517	DGD	O6D-C5D-C6D-O5D
44	C1	517	DGD	O6D-C5D-C6D-O5D
44	c1	516	DGD	O6D-C5D-C6D-O5D
44	cD	516	DGD	O6D-C5D-C6D-O5D
44	cE	516	DGD	O6D-C5D-C6D-O5D
36	BD	605	CLA	O1D-CGD-O2D-CED
36	BE	605	CLA	O1D-CGD-O2D-CED
36	b1	607	CLA	O1D-CGD-O2D-CED
43	c1	515	BCR	C19-C20-C21-C22
43	cD	515	BCR	C19-C20-C21-C22
43	cE	515	BCR	C19-C20-C21-C22
44	c1	516	DGD	C1A-C2A-C3A-C4A
44	cD	516	DGD	C1A-C2A-C3A-C4A
44	cE	516	DGD	C1A-C2A-C3A-C4A
39	CD	502	LMG	C18-C19-C20-C21
39	CE	502	LMG	C18-C19-C20-C21

Continued on next page...

Continued from previous page...

Mol	Chain	Res	Type	Atoms
39	C1	502	LMG	C18-C19-C20-C21
36	B1	605	CLA	O1D-CGD-O2D-CED
38	AD	407	SQD	C8-C7-O47-C45
38	AE	407	SQD	C8-C7-O47-C45
38	A1	407	SQD	C8-C7-O47-C45
39	a1	410	LMG	C11-C10-O7-C8
39	aD	409	LMG	C11-C10-O7-C8
39	aE	409	LMG	C11-C10-O7-C8
44	c1	517	DGD	C2B-C1B-O2G-C2G
44	cD	517	DGD	C2B-C1B-O2G-C2G
44	cE	517	DGD	C2B-C1B-O2G-C2G
40	DD	413	LMT	O5'-C5'-C6'-O6'
40	DE	413	LMT	O5'-C5'-C6'-O6'
40	D1	412	LMT	O5'-C5'-C6'-O6'
36	CD	513	CLA	C3-C5-C6-C7
36	CE	513	CLA	C3-C5-C6-C7
36	C1	513	CLA	C3-C5-C6-C7
36	c1	512	CLA	C3-C5-C6-C7
36	cD	512	CLA	C3-C5-C6-C7
36	cE	512	CLA	C3-C5-C6-C7
39	a1	410	LMG	C11-C12-C13-C14
39	aD	409	LMG	C11-C12-C13-C14
40	DD	404	LMT	C6-C7-C8-C9
40	DD	412	LMT	O1'-C1-C2-C3
40	DE	404	LMT	C6-C7-C8-C9
40	DE	412	LMT	O1'-C1-C2-C3
40	D1	403	LMT	C6-C7-C8-C9
40	D1	411	LMT	O1'-C1-C2-C3
40	d1	404	LMT	C6-C7-C8-C9
40	d1	412	LMT	O1'-C1-C2-C3
40	dD	404	LMT	C6-C7-C8-C9
40	dD	412	LMT	O1'-C1-C2-C3
40	dE	404	LMT	C6-C7-C8-C9
40	dE	412	LMT	O1'-C1-C2-C3
44	c1	517	DGD	C2A-C3A-C4A-C5A
44	c1	518	DGD	C2B-C3B-C4B-C5B
44	cD	517	DGD	C2A-C3A-C4A-C5A
44	cD	518	DGD	C2B-C3B-C4B-C5B
44	cE	517	DGD	C2A-C3A-C4A-C5A
44	cE	518	DGD	C2B-C3B-C4B-C5B
36	bE	607	CLA	O1A-CGA-O2A-C1
36	bD	607	CLA	O1D-CGD-O2D-CED

Continued on next page...

Continued from previous page...

Mol	Chain	Res	Type	Atoms
36	bE	607	CLA	O1D-CGD-O2D-CED
36	BD	612	CLA	C16-C17-C18-C20
36	CD	507	CLA	C6-C7-C8-C10
36	CD	511	CLA	C16-C17-C18-C19
36	HD	101	CLA	C11-C12-C13-C15
36	BE	612	CLA	C16-C17-C18-C20
36	CE	507	CLA	C6-C7-C8-C10
36	CE	511	CLA	C16-C17-C18-C19
36	HE	101	CLA	C11-C12-C13-C15
36	B1	612	CLA	C16-C17-C18-C20
36	C1	507	CLA	C6-C7-C8-C10
36	C1	511	CLA	C16-C17-C18-C19
36	H1	101	CLA	C11-C12-C13-C15
36	b1	613	CLA	C16-C17-C18-C20
36	c1	514	CLA	C16-C17-C18-C20
36	h1	102	CLA	C11-C12-C13-C15
36	bD	613	CLA	C16-C17-C18-C20
36	cD	514	CLA	C16-C17-C18-C20
36	hD	102	CLA	C11-C12-C13-C15
36	bE	613	CLA	C16-C17-C18-C20
36	cE	514	CLA	C16-C17-C18-C20
36	hE	102	CLA	C11-C12-C13-C15
44	c1	516	DGD	C4D-C5D-C6D-O5D
44	cD	516	DGD	C4D-C5D-C6D-O5D
44	cE	516	DGD	C4D-C5D-C6D-O5D
38	c1	501	SQD	C17-C18-C19-C20
38	cD	502	SQD	C17-C18-C19-C20
38	cE	502	SQD	C17-C18-C19-C20
39	aE	409	LMG	C11-C12-C13-C14
40	AD	412	LMT	C6-C7-C8-C9
40	AE	412	LMT	C6-C7-C8-C9
40	A1	413	LMT	C6-C7-C8-C9
44	CD	518	DGD	C2A-C3A-C4A-C5A
44	CE	518	DGD	C2A-C3A-C4A-C5A
44	C1	518	DGD	C2A-C3A-C4A-C5A
39	a1	410	LMG	O9-C10-O7-C8
39	aD	409	LMG	O9-C10-O7-C8
39	aE	409	LMG	O9-C10-O7-C8
44	c1	516	DGD	O1B-C1B-O2G-C2G
44	c1	517	DGD	O1B-C1B-O2G-C2G
44	cD	516	DGD	O1B-C1B-O2G-C2G
44	cD	517	DGD	O1B-C1B-O2G-C2G

Continued on next page...

Continued from previous page...

Mol	Chain	Res	Type	Atoms
44	cE	516	DGD	O1B-C1B-O2G-C2G
44	cE	517	DGD	O1B-C1B-O2G-C2G
40	BD	619	LMT	C7-C8-C9-C10
40	BE	619	LMT	C7-C8-C9-C10
40	B1	619	LMT	C7-C8-C9-C10
40	b1	620	LMT	C7-C8-C9-C10
40	bD	620	LMT	C7-C8-C9-C10
40	bE	620	LMT	C7-C8-C9-C10
44	hE	104	DGD	C5B-C6B-C7B-C8B
36	BE	605	CLA	O1A-CGA-O2A-C1
36	b1	607	CLA	O1A-CGA-O2A-C1
36	bD	607	CLA	O1A-CGA-O2A-C1
38	AD	407	SQD	C11-C10-C9-C8
38	AE	407	SQD	C11-C10-C9-C8
38	A1	407	SQD	C11-C10-C9-C8
42	e1	101	LHG	C11-C12-C13-C14
42	eD	101	LHG	C11-C12-C13-C14
42	eE	101	LHG	C11-C12-C13-C14
44	JD	101	DGD	C2B-C3B-C4B-C5B
44	JE	101	DGD	C2B-C3B-C4B-C5B
44	J1	101	DGD	C2B-C3B-C4B-C5B
44	h1	104	DGD	C5B-C6B-C7B-C8B
44	hD	104	DGD	C5B-C6B-C7B-C8B
36	c1	511	CLA	O1D-CGD-O2D-CED
36	cD	511	CLA	O1D-CGD-O2D-CED
36	cE	511	CLA	O1D-CGD-O2D-CED
36	a1	406	CLA	C13-C15-C16-C17
36	aE	405	CLA	C13-C15-C16-C17
33	BB	1001	CYC	NA-C4A-CHB-C1B
33	BB	1002	CYC	NA-C4A-CHB-C1B
33	CB	1001	CYC	NA-C4A-CHB-C1B
33	PB	201	CYC	NA-C4A-CHB-C1B
33	PB	201	CYC	C3D-CAD-CBD-CGD
33	RB	201	CYC	NA-C4A-CHB-C1B
33	SB	201	CYC	C3D-CAD-CBD-CGD
33	TB	201	CYC	NA-C4A-CHB-C1B
33	VB	201	CYC	C3D-CAD-CBD-CGD
33	YB	201	CYC	NA-C4A-CHB-C1B
33	IF	201	CYC	NA-C4A-CHB-C1B
33	KF	201	CYC	NA-C4A-CHB-C1B
33	MF	201	CYC	NA-C4A-CHB-C1B
33	JG	201	CYC	NA-C4A-CHB-C1B

Continued on next page...

Continued from previous page...

Mol	Chain	Res	Type	Atoms
33	MG	201	CYC	NA-C4A-CHB-C1B
33	NG	201	CYC	NA-C4A-CHB-C1B
33	OG	201	CYC	NA-C4A-CHB-C1B
33	SG	201	CYC	C2A-CAA-CBA-CGA
33	WG	201	CYC	NA-C4A-CHB-C1B
33	IK	201	CYC	NA-C4A-CHB-C1B
33	KK	201	CYC	NA-C4A-CHB-C1B
33	MK	201	CYC	NA-C4A-CHB-C1B
33	JL	201	CYC	NA-C4A-CHB-C1B
33	ML	201	CYC	NA-C4A-CHB-C1B
33	NL	201	CYC	NA-C4A-CHB-C1B
33	OL	201	CYC	NA-C4A-CHB-C1B
33	SL	201	CYC	C2A-CAA-CBA-CGA
33	WL	201	CYC	NA-C4A-CHB-C1B
33	b2	201	CYC	C2A-CAA-CBA-CGA
33	c2	202	CYC	NA-C4A-CHB-C1B
33	d2	201	CYC	C2A-CAA-CBA-CGA
33	e2	202	CYC	NA-C4A-CHB-C1B
33	f2	201	CYC	C2A-CAA-CBA-CGA
33	g2	201	CYC	NA-C4A-CHB-C1B
33	h2	201	CYC	C2A-CAA-CBA-CGA
33	i2	201	CYC	NA-C4A-CHB-C1B
33	j2	201	CYC	C2A-CAA-CBA-CGA
33	j2	202	CYC	NA-C4A-CHB-C1B
33	l2	201	CYC	C2A-CAA-CBA-CGA
33	m2	201	CYC	NA-C4A-CHB-C1B
33	b3	201	CYC	C2A-CAA-CBA-CGA
33	c3	202	CYC	NA-C4A-CHB-C1B
33	d3	201	CYC	C2A-CAA-CBA-CGA
33	e3	202	CYC	NA-C4A-CHB-C1B
33	f3	201	CYC	C2A-CAA-CBA-CGA
33	g3	201	CYC	NA-C4A-CHB-C1B
33	h3	201	CYC	C2A-CAA-CBA-CGA
33	i3	201	CYC	NA-C4A-CHB-C1B
33	j3	201	CYC	C2A-CAA-CBA-CGA
33	j3	202	CYC	NA-C4A-CHB-C1B
33	l3	201	CYC	C2A-CAA-CBA-CGA
33	m3	201	CYC	NA-C4A-CHB-C1B
33	S4	201	CYC	C3D-CAD-CBD-CGD
33	T4	201	CYC	NA-C4A-CHB-C1B
33	V4	201	CYC	C3D-CAD-CBD-CGD
33	Y4	201	CYC	NA-C4A-CHB-C1B

Continued on next page...

Continued from previous page...

Mol	Chain	Res	Type	Atoms
33	t4	1001	CYC	C3D-CAD-CBD-CGD
33	r4	201	CYC	NA-C4A-CHB-C1B
33	B4	1001	CYC	NA-C4A-CHB-C1B
33	B4	1002	CYC	NA-C4A-CHB-C1B
33	C4	1001	CYC	NA-C4A-CHB-C1B
33	P4	201	CYC	NA-C4A-CHB-C1B
33	P4	201	CYC	C3D-CAD-CBD-CGD
33	R4	201	CYC	NA-C4A-CHB-C1B
33	b5	201	CYC	C2A-CAA-CBA-CGA
33	c5	202	CYC	NA-C4A-CHB-C1B
33	d5	201	CYC	C2A-CAA-CBA-CGA
33	e5	202	CYC	NA-C4A-CHB-C1B
33	f5	201	CYC	C2A-CAA-CBA-CGA
33	g5	201	CYC	NA-C4A-CHB-C1B
33	h5	201	CYC	C2A-CAA-CBA-CGA
33	i5	201	CYC	NA-C4A-CHB-C1B
33	j5	201	CYC	C2A-CAA-CBA-CGA
33	j5	202	CYC	NA-C4A-CHB-C1B
33	l5	201	CYC	C2A-CAA-CBA-CGA
33	m5	201	CYC	NA-C4A-CHB-C1B
33	b6	201	CYC	C2A-CAA-CBA-CGA
33	c6	202	CYC	NA-C4A-CHB-C1B
33	d6	201	CYC	C2A-CAA-CBA-CGA
33	e6	202	CYC	NA-C4A-CHB-C1B
33	f6	201	CYC	C2A-CAA-CBA-CGA
33	g6	201	CYC	NA-C4A-CHB-C1B
33	h6	201	CYC	C2A-CAA-CBA-CGA
33	i6	201	CYC	NA-C4A-CHB-C1B
33	j6	201	CYC	C2A-CAA-CBA-CGA
33	j6	202	CYC	NA-C4A-CHB-C1B
33	l6	201	CYC	C2A-CAA-CBA-CGA
33	m6	201	CYC	NA-C4A-CHB-C1B
33	b7	201	CYC	C2A-CAA-CBA-CGA
33	c7	202	CYC	NA-C4A-CHB-C1B
33	d7	201	CYC	C2A-CAA-CBA-CGA
33	e7	202	CYC	NA-C4A-CHB-C1B
33	f7	201	CYC	C2A-CAA-CBA-CGA
33	g7	201	CYC	NA-C4A-CHB-C1B
33	h7	201	CYC	C2A-CAA-CBA-CGA
33	i7	201	CYC	NA-C4A-CHB-C1B
33	j7	201	CYC	C2A-CAA-CBA-CGA
33	j7	202	CYC	NA-C4A-CHB-C1B

Continued on next page...

Continued from previous page...

Mol	Chain	Res	Type	Atoms
33	l7	201	CYC	C2A-CAA-CBA-CGA
33	m7	201	CYC	NA-C4A-CHB-C1B
33	b8	201	CYC	C2A-CAA-CBA-CGA
33	c8	202	CYC	NA-C4A-CHB-C1B
33	d8	201	CYC	C2A-CAA-CBA-CGA
33	e8	202	CYC	NA-C4A-CHB-C1B
33	f8	201	CYC	C2A-CAA-CBA-CGA
33	g8	201	CYC	NA-C4A-CHB-C1B
33	h8	201	CYC	C2A-CAA-CBA-CGA
33	i8	201	CYC	NA-C4A-CHB-C1B
33	j8	201	CYC	C2A-CAA-CBA-CGA
33	j8	202	CYC	NA-C4A-CHB-C1B
33	l8	201	CYC	C2A-CAA-CBA-CGA
33	m8	201	CYC	NA-C4A-CHB-C1B
33	b9	201	CYC	C2A-CAA-CBA-CGA
33	c9	202	CYC	NA-C4A-CHB-C1B
33	d9	201	CYC	C2A-CAA-CBA-CGA
33	e9	202	CYC	NA-C4A-CHB-C1B
33	f9	201	CYC	C2A-CAA-CBA-CGA
33	g9	201	CYC	NA-C4A-CHB-C1B
33	h9	201	CYC	C2A-CAA-CBA-CGA
33	i9	201	CYC	NA-C4A-CHB-C1B
33	j9	201	CYC	C2A-CAA-CBA-CGA
33	j9	202	CYC	NA-C4A-CHB-C1B
33	l9	201	CYC	C2A-CAA-CBA-CGA
33	m9	201	CYC	NA-C4A-CHB-C1B
33	bA	201	CYC	C2A-CAA-CBA-CGA
33	cA	202	CYC	NA-C4A-CHB-C1B
33	dA	201	CYC	C2A-CAA-CBA-CGA
33	eA	202	CYC	NA-C4A-CHB-C1B
33	fA	201	CYC	C2A-CAA-CBA-CGA
33	gA	302	CYC	NA-C4A-CHB-C1B
33	hA	201	CYC	C2A-CAA-CBA-CGA
33	iA	201	CYC	NA-C4A-CHB-C1B
33	jA	201	CYC	C2A-CAA-CBA-CGA
33	jA	202	CYC	NA-C4A-CHB-C1B
33	lA	201	CYC	C2A-CAA-CBA-CGA
33	mA	201	CYC	NA-C4A-CHB-C1B
33	tB	1001	CYC	C3D-CAD-CBD-CGD
33	rB	201	CYC	NA-C4A-CHB-C1B
33	bC	201	CYC	C2A-CAA-CBA-CGA
33	cC	202	CYC	NA-C4A-CHB-C1B

Continued on next page...

Continued from previous page...

Mol	Chain	Res	Type	Atoms
33	dC	201	CYC	C2A-CAA-CBA-CGA
33	eC	202	CYC	NA-C4A-CHB-C1B
33	fC	201	CYC	C2A-CAA-CBA-CGA
33	gC	302	CYC	NA-C4A-CHB-C1B
33	hC	201	CYC	C2A-CAA-CBA-CGA
33	iC	201	CYC	NA-C4A-CHB-C1B
33	jC	201	CYC	C2A-CAA-CBA-CGA
33	jC	202	CYC	NA-C4A-CHB-C1B
33	lC	201	CYC	C2A-CAA-CBA-CGA
33	mC	201	CYC	NA-C4A-CHB-C1B
33	bF	201	CYC	NA-C4A-CHB-C1B
33	eF	201	CYC	NA-C4A-CHB-C1B
33	3F	101	CYC	NA-C4A-CHB-C1B
33	2G	201	CYC	NA-C4A-CHB-C1B
33	1G	201	CYC	NA-C4A-CHB-C1B
33	4G	201	CYC	NA-C4A-CHB-C1B
33	5G	201	CYC	NA-C4A-CHB-C1B
33	bH	201	CYC	C2A-CAA-CBA-CGA
33	cH	202	CYC	NA-C4A-CHB-C1B
33	dH	201	CYC	C2A-CAA-CBA-CGA
33	eH	202	CYC	NA-C4A-CHB-C1B
33	fH	201	CYC	C2A-CAA-CBA-CGA
33	gH	201	CYC	NA-C4A-CHB-C1B
33	hH	201	CYC	C2A-CAA-CBA-CGA
33	iH	201	CYC	NA-C4A-CHB-C1B
33	jH	201	CYC	C2A-CAA-CBA-CGA
33	jH	202	CYC	NA-C4A-CHB-C1B
33	lH	201	CYC	C2A-CAA-CBA-CGA
33	mH	201	CYC	NA-C4A-CHB-C1B
33	bI	201	CYC	C2A-CAA-CBA-CGA
33	cI	202	CYC	NA-C4A-CHB-C1B
33	dI	201	CYC	C2A-CAA-CBA-CGA
33	eI	202	CYC	NA-C4A-CHB-C1B
33	fI	201	CYC	C2A-CAA-CBA-CGA
33	gI	302	CYC	NA-C4A-CHB-C1B
33	hI	201	CYC	C2A-CAA-CBA-CGA
33	iI	201	CYC	NA-C4A-CHB-C1B
33	jI	201	CYC	C2A-CAA-CBA-CGA
33	jI	202	CYC	NA-C4A-CHB-C1B
33	lI	201	CYC	C2A-CAA-CBA-CGA
33	mI	201	CYC	NA-C4A-CHB-C1B
33	bJ	201	CYC	C2A-CAA-CBA-CGA

Continued on next page...

Continued from previous page...

Mol	Chain	Res	Type	Atoms
33	cJ	202	CYC	NA-C4A-CHB-C1B
33	dJ	201	CYC	C2A-CAA-CBA-CGA
33	eJ	202	CYC	NA-C4A-CHB-C1B
33	fJ	201	CYC	C2A-CAA-CBA-CGA
33	gJ	201	CYC	NA-C4A-CHB-C1B
33	hJ	201	CYC	C2A-CAA-CBA-CGA
33	iJ	201	CYC	NA-C4A-CHB-C1B
33	jJ	201	CYC	C2A-CAA-CBA-CGA
33	jJ	202	CYC	NA-C4A-CHB-C1B
33	lJ	201	CYC	C2A-CAA-CBA-CGA
33	mJ	201	CYC	NA-C4A-CHB-C1B
33	bK	201	CYC	NA-C4A-CHB-C1B
33	eK	201	CYC	NA-C4A-CHB-C1B
33	3K	101	CYC	NA-C4A-CHB-C1B
33	2L	201	CYC	NA-C4A-CHB-C1B
33	1L	201	CYC	NA-C4A-CHB-C1B
33	4L	201	CYC	NA-C4A-CHB-C1B
33	5L	201	CYC	NA-C4A-CHB-C1B
39	AD	408	LMG	C29-C30-C31-C32
39	AE	408	LMG	C29-C30-C31-C32
44	HD	102	DGD	C9A-CAA-CBA-CCA
44	HE	102	DGD	C9A-CAA-CBA-CCA
44	H1	102	DGD	C9A-CAA-CBA-CCA
36	CD	514	CLA	O1D-CGD-O2D-CED
36	CE	514	CLA	O1D-CGD-O2D-CED
36	C1	514	CLA	O1D-CGD-O2D-CED
39	j1	102	LMG	C2-C1-O1-C7
39	jD	102	LMG	C2-C1-O1-C7
39	jE	102	LMG	C2-C1-O1-C7
40	AD	409	LMT	C2'-C1'-O1'-C1
40	BD	623	LMT	C2'-C1'-O1'-C1
40	AE	409	LMT	C2'-C1'-O1'-C1
40	BE	623	LMT	C2'-C1'-O1'-C1
40	A1	409	LMT	C2'-C1'-O1'-C1
40	B1	623	LMT	C2'-C1'-O1'-C1
44	CD	517	DGD	C2E-C1E-O5D-C6D
44	CD	518	DGD	C2E-C1E-O5D-C6D
44	CE	517	DGD	C2E-C1E-O5D-C6D
44	CE	518	DGD	C2E-C1E-O5D-C6D
44	C1	517	DGD	C2E-C1E-O5D-C6D
44	C1	518	DGD	C2E-C1E-O5D-C6D
44	c1	516	DGD	C2E-C1E-O5D-C6D

Continued on next page...

Continued from previous page...

Mol	Chain	Res	Type	Atoms
44	c1	517	DGD	C2E-C1E-O5D-C6D
44	cD	516	DGD	C2E-C1E-O5D-C6D
44	cD	517	DGD	C2E-C1E-O5D-C6D
44	cE	516	DGD	C2E-C1E-O5D-C6D
44	cE	517	DGD	C2E-C1E-O5D-C6D
38	AD	407	SQD	O47-C45-C46-O48
38	AE	407	SQD	O47-C45-C46-O48
38	A1	407	SQD	O47-C45-C46-O48
39	A1	408	LMG	C29-C30-C31-C32
39	a1	408	LMG	C31-C32-C33-C34
39	aD	407	LMG	C31-C32-C33-C34
39	aE	407	LMG	C31-C32-C33-C34
33	PB	201	CYC	C3D-C4D-CHA-C1A
33	P4	201	CYC	C3D-C4D-CHA-C1A
36	aD	405	CLA	C13-C15-C16-C17
36	BD	605	CLA	O1A-CGA-O2A-C1
36	CD	503	CLA	O1A-CGA-O2A-C1
36	CE	503	CLA	O1A-CGA-O2A-C1
36	B1	605	CLA	O1A-CGA-O2A-C1
36	C1	503	CLA	O1A-CGA-O2A-C1
36	CD	512	CLA	C4-C3-C5-C6
36	CE	512	CLA	C4-C3-C5-C6
36	C1	512	CLA	C4-C3-C5-C6
42	e1	101	LHG	C24-C25-C26-C27
42	eD	101	LHG	C24-C25-C26-C27
42	eE	101	LHG	C24-C25-C26-C27
44	CD	518	DGD	C4A-C5A-C6A-C7A
44	CE	518	DGD	C4A-C5A-C6A-C7A
44	C1	518	DGD	C4A-C5A-C6A-C7A
36	AD	405	CLA	C6-C7-C8-C9
36	HD	101	CLA	C11-C10-C8-C9
36	AE	405	CLA	C6-C7-C8-C9
36	HE	101	CLA	C11-C10-C8-C9
36	A1	405	CLA	C6-C7-C8-C9
36	H1	101	CLA	C11-C10-C8-C9
36	h1	102	CLA	C11-C10-C8-C9
36	hD	102	CLA	C11-C10-C8-C9
36	hE	102	CLA	C11-C10-C8-C9
45	aE	412	PHO	C11-C10-C8-C9
36	c1	505	CLA	O1D-CGD-O2D-CED
36	cD	506	CLA	O1D-CGD-O2D-CED
36	cE	506	CLA	O1D-CGD-O2D-CED

Continued on next page...

Continued from previous page...

Mol	Chain	Res	Type	Atoms
39	AD	408	LMG	C31-C32-C33-C34
39	AE	408	LMG	C31-C32-C33-C34
39	A1	408	LMG	C31-C32-C33-C34
40	DD	412	LMT	C5-C6-C7-C8
40	DD	413	LMT	C3-C4-C5-C6
40	DE	412	LMT	C5-C6-C7-C8
40	DE	413	LMT	C3-C4-C5-C6
40	D1	411	LMT	C5-C6-C7-C8
40	D1	412	LMT	C3-C4-C5-C6
40	d1	412	LMT	C5-C6-C7-C8
40	dE	412	LMT	C5-C6-C7-C8
44	CD	518	DGD	C2B-C3B-C4B-C5B
44	CE	518	DGD	C2B-C3B-C4B-C5B
44	C1	518	DGD	C2B-C3B-C4B-C5B
44	c1	517	DGD	C3A-C4A-C5A-C6A
44	cD	517	DGD	C3A-C4A-C5A-C6A
44	cE	517	DGD	C3A-C4A-C5A-C6A
45	A1	412	PHO	C13-C15-C16-C17
36	CD	506	CLA	C2A-CAA-CBA-CGA
36	CE	506	CLA	C2A-CAA-CBA-CGA
36	C1	506	CLA	C2A-CAA-CBA-CGA
36	a1	406	CLA	C2A-CAA-CBA-CGA
36	aD	405	CLA	C2A-CAA-CBA-CGA
36	aE	405	CLA	C2A-CAA-CBA-CGA
45	DD	403	PHO	C2A-CAA-CBA-CGA
33	BB	1002	CYC	C3A-C4A-CHB-C1B
33	CB	1001	CYC	C3A-C4A-CHB-C1B
33	PB	201	CYC	C3A-C4A-CHB-C1B
33	RB	201	CYC	C3A-C4A-CHB-C1B
33	TB	201	CYC	C3A-C4A-CHB-C1B
33	IF	201	CYC	C3A-C4A-CHB-C1B
33	KF	201	CYC	C3A-C4A-CHB-C1B
33	MF	201	CYC	C3A-C4A-CHB-C1B
33	JG	201	CYC	C3A-C4A-CHB-C1B
33	MG	201	CYC	C3A-C4A-CHB-C1B
33	NG	201	CYC	C3A-C4A-CHB-C1B
33	IK	201	CYC	C3A-C4A-CHB-C1B
33	KK	201	CYC	C3A-C4A-CHB-C1B
33	MK	201	CYC	C3A-C4A-CHB-C1B
33	JL	201	CYC	C3A-C4A-CHB-C1B
33	ML	201	CYC	C3A-C4A-CHB-C1B
33	NL	201	CYC	C3A-C4A-CHB-C1B

Continued on next page...

Continued from previous page...

Mol	Chain	Res	Type	Atoms
33	c2	202	CYC	C3A-C4A-CHB-C1B
33	e2	202	CYC	C3A-C4A-CHB-C1B
33	g2	201	CYC	C3A-C4A-CHB-C1B
33	i2	201	CYC	C3A-C4A-CHB-C1B
33	j2	202	CYC	C3A-C4A-CHB-C1B
33	m2	201	CYC	C3A-C4A-CHB-C1B
33	c3	202	CYC	C3A-C4A-CHB-C1B
33	e3	202	CYC	C3A-C4A-CHB-C1B
33	g3	201	CYC	C3A-C4A-CHB-C1B
33	i3	201	CYC	C3A-C4A-CHB-C1B
33	j3	202	CYC	C3A-C4A-CHB-C1B
33	m3	201	CYC	C3A-C4A-CHB-C1B
33	T4	201	CYC	C3A-C4A-CHB-C1B
33	r4	201	CYC	C3A-C4A-CHB-C1B
33	B4	1002	CYC	C3A-C4A-CHB-C1B
33	C4	1001	CYC	C3A-C4A-CHB-C1B
33	P4	201	CYC	C3A-C4A-CHB-C1B
33	R4	201	CYC	C3A-C4A-CHB-C1B
33	c5	202	CYC	C3A-C4A-CHB-C1B
33	e5	202	CYC	C3A-C4A-CHB-C1B
33	g5	201	CYC	C3A-C4A-CHB-C1B
33	i5	201	CYC	C3A-C4A-CHB-C1B
33	j5	202	CYC	C3A-C4A-CHB-C1B
33	m5	201	CYC	C3A-C4A-CHB-C1B
33	c6	202	CYC	C3A-C4A-CHB-C1B
33	e6	202	CYC	C3A-C4A-CHB-C1B
33	g6	201	CYC	C3A-C4A-CHB-C1B
33	i6	201	CYC	C3A-C4A-CHB-C1B
33	j6	202	CYC	C3A-C4A-CHB-C1B
33	m6	201	CYC	C3A-C4A-CHB-C1B
33	c7	202	CYC	C3A-C4A-CHB-C1B
33	e7	202	CYC	C3A-C4A-CHB-C1B
33	g7	201	CYC	C3A-C4A-CHB-C1B
33	i7	201	CYC	C3A-C4A-CHB-C1B
33	j7	202	CYC	C3A-C4A-CHB-C1B
33	m7	201	CYC	C3A-C4A-CHB-C1B
33	c8	202	CYC	C3A-C4A-CHB-C1B
33	e8	202	CYC	C3A-C4A-CHB-C1B
33	g8	201	CYC	C3A-C4A-CHB-C1B
33	i8	201	CYC	C3A-C4A-CHB-C1B
33	j8	202	CYC	C3A-C4A-CHB-C1B
33	m8	201	CYC	C3A-C4A-CHB-C1B

Continued on next page...

Continued from previous page...

Mol	Chain	Res	Type	Atoms
33	c9	202	CYC	C3A-C4A-CHB-C1B
33	e9	202	CYC	C3A-C4A-CHB-C1B
33	g9	201	CYC	C3A-C4A-CHB-C1B
33	i9	201	CYC	C3A-C4A-CHB-C1B
33	j9	202	CYC	C3A-C4A-CHB-C1B
33	m9	201	CYC	C3A-C4A-CHB-C1B
33	cA	202	CYC	C3A-C4A-CHB-C1B
33	eA	202	CYC	C3A-C4A-CHB-C1B
33	gA	302	CYC	C3A-C4A-CHB-C1B
33	iA	201	CYC	C3A-C4A-CHB-C1B
33	jA	202	CYC	C3A-C4A-CHB-C1B
33	mA	201	CYC	C3A-C4A-CHB-C1B
33	rB	201	CYC	C3A-C4A-CHB-C1B
33	cC	202	CYC	C3A-C4A-CHB-C1B
33	eC	202	CYC	C3A-C4A-CHB-C1B
33	gC	302	CYC	C3A-C4A-CHB-C1B
33	iC	201	CYC	C3A-C4A-CHB-C1B
33	jC	202	CYC	C3A-C4A-CHB-C1B
33	mC	201	CYC	C3A-C4A-CHB-C1B
33	bF	201	CYC	C3A-C4A-CHB-C1B
33	3F	101	CYC	C3A-C4A-CHB-C1B
33	2G	201	CYC	C3A-C4A-CHB-C1B
33	1G	201	CYC	C3A-C4A-CHB-C1B
33	4G	201	CYC	C3A-C4A-CHB-C1B
33	5G	201	CYC	C3A-C4A-CHB-C1B
33	7G	201	CYC	C3A-C4A-CHB-C1B
33	cH	202	CYC	C3A-C4A-CHB-C1B
33	eH	202	CYC	C3A-C4A-CHB-C1B
33	gH	201	CYC	C3A-C4A-CHB-C1B
33	iH	201	CYC	C3A-C4A-CHB-C1B
33	jH	202	CYC	C3A-C4A-CHB-C1B
33	mH	201	CYC	C3A-C4A-CHB-C1B
33	cI	202	CYC	C3A-C4A-CHB-C1B
33	eI	202	CYC	C3A-C4A-CHB-C1B
33	gI	302	CYC	C3A-C4A-CHB-C1B
33	iI	201	CYC	C3A-C4A-CHB-C1B
33	jI	202	CYC	C3A-C4A-CHB-C1B
33	mI	201	CYC	C3A-C4A-CHB-C1B
33	cJ	202	CYC	C3A-C4A-CHB-C1B
33	eJ	202	CYC	C3A-C4A-CHB-C1B
33	gJ	201	CYC	C3A-C4A-CHB-C1B
33	iJ	201	CYC	C3A-C4A-CHB-C1B

Continued on next page...

Continued from previous page...

Mol	Chain	Res	Type	Atoms
33	jJ	202	CYC	C3A-C4A-CHB-C1B
33	mJ	201	CYC	C3A-C4A-CHB-C1B
33	bK	201	CYC	C3A-C4A-CHB-C1B
33	3K	101	CYC	C3A-C4A-CHB-C1B
33	2L	201	CYC	C3A-C4A-CHB-C1B
33	1L	201	CYC	C3A-C4A-CHB-C1B
33	4L	201	CYC	C3A-C4A-CHB-C1B
33	5L	201	CYC	C3A-C4A-CHB-C1B
33	7L	201	CYC	C3A-C4A-CHB-C1B
44	CD	517	DGD	C4D-C5D-C6D-O5D
44	CE	517	DGD	C4D-C5D-C6D-O5D
44	C1	517	DGD	C4D-C5D-C6D-O5D
43	CD	516	BCR	C36-C18-C19-C20
43	CE	516	BCR	C36-C18-C19-C20
43	C1	516	BCR	C36-C18-C19-C20
43	c1	515	BCR	C37-C22-C23-C24
43	cD	515	BCR	C37-C22-C23-C24
43	cE	515	BCR	C37-C22-C23-C24
40	dD	412	LMT	C5-C6-C7-C8
42	DD	410	LHG	O1-C1-C2-C3
42	DE	410	LHG	O1-C1-C2-C3
42	D1	409	LHG	O1-C1-C2-C3
42	a1	412	LHG	O1-C1-C2-C3
42	d1	410	LHG	O1-C1-C2-C3
42	aD	411	LHG	O1-C1-C2-C3
42	dD	410	LHG	O1-C1-C2-C3
42	aE	411	LHG	O1-C1-C2-C3
42	dE	410	LHG	O1-C1-C2-C3
43	CD	516	BCR	C17-C18-C19-C20
43	CE	516	BCR	C17-C18-C19-C20
43	C1	516	BCR	C17-C18-C19-C20
43	c1	515	BCR	C21-C22-C23-C24
43	cD	515	BCR	C21-C22-C23-C24
43	cE	515	BCR	C21-C22-C23-C24
44	c1	516	DGD	O6E-C5E-C6E-O5E
44	cD	516	DGD	O6E-C5E-C6E-O5E
44	cE	516	DGD	O6E-C5E-C6E-O5E
38	AD	407	SQD	O49-C7-O47-C45
38	AE	407	SQD	O49-C7-O47-C45
38	A1	407	SQD	O49-C7-O47-C45
45	DD	401	PHO	C10-C11-C12-C13
44	CD	518	DGD	C2B-C1B-O2G-C2G

Continued on next page...

Continued from previous page...

Mol	Chain	Res	Type	Atoms
44	CE	518	DGD	C2B-C1B-O2G-C2G
44	C1	518	DGD	C2B-C1B-O2G-C2G
44	c1	516	DGD	C2B-C1B-O2G-C2G
44	cD	516	DGD	C2B-C1B-O2G-C2G
44	cE	516	DGD	C2B-C1B-O2G-C2G
40	B1	619	LMT	C3-C4-C5-C6
38	h1	103	SQD	C7-C8-C9-C10
38	hD	103	SQD	C7-C8-C9-C10
38	hE	103	SQD	C7-C8-C9-C10
42	e1	101	LHG	C23-C24-C25-C26
42	eD	101	LHG	C23-C24-C25-C26
42	eE	101	LHG	C23-C24-C25-C26
44	CD	517	DGD	C1A-C2A-C3A-C4A
44	CD	518	DGD	C1A-C2A-C3A-C4A
44	CE	517	DGD	C1A-C2A-C3A-C4A
44	CE	518	DGD	C1A-C2A-C3A-C4A
44	C1	517	DGD	C1A-C2A-C3A-C4A
44	C1	518	DGD	C1A-C2A-C3A-C4A
39	AD	408	LMG	C30-C31-C32-C33
39	DD	411	LMG	C33-C34-C35-C36
39	AE	408	LMG	C30-C31-C32-C33
39	DE	411	LMG	C33-C34-C35-C36
39	A1	408	LMG	C30-C31-C32-C33
39	d1	411	LMG	C33-C34-C35-C36
39	dD	411	LMG	C33-C34-C35-C36
39	dE	411	LMG	C33-C34-C35-C36
40	BD	619	LMT	C3-C4-C5-C6
40	DD	412	LMT	C4-C5-C6-C7
40	BE	619	LMT	C3-C4-C5-C6
40	DE	412	LMT	C4-C5-C6-C7
40	D1	411	LMT	C4-C5-C6-C7
40	b1	620	LMT	C3-C4-C5-C6
40	d1	412	LMT	C4-C5-C6-C7
40	bD	620	LMT	C3-C4-C5-C6
40	dD	412	LMT	C4-C5-C6-C7
40	bE	620	LMT	C3-C4-C5-C6
40	dE	412	LMT	C4-C5-C6-C7
42	BD	620	LHG	C11-C12-C13-C14
42	DD	410	LHG	C27-C28-C29-C30
42	BE	620	LHG	C11-C12-C13-C14
42	B1	621	LHG	C11-C12-C13-C14
42	D1	409	LHG	C27-C28-C29-C30

Continued on next page...

Continued from previous page...

Mol	Chain	Res	Type	Atoms
42	d1	410	LHG	C27-C28-C29-C30
42	l1	101	LHG	C11-C12-C13-C14
42	lD	101	LHG	C11-C12-C13-C14
42	lE	101	LHG	C11-C12-C13-C14
44	HD	102	DGD	C7A-C8A-C9A-CAA
44	CE	518	DGD	C4B-C5B-C6B-C7B
44	HE	102	DGD	C7A-C8A-C9A-CAA
44	H1	102	DGD	C7A-C8A-C9A-CAA
36	AD	405	CLA	C4B-C3B-CAB-CBB
36	BD	603	CLA	C4B-C3B-CAB-CBB
36	BD	612	CLA	C4B-C3B-CAB-CBB
36	BD	613	CLA	C4B-C3B-CAB-CBB
36	CD	508	CLA	C4B-C3B-CAB-CBB
36	HD	101	CLA	C4B-C3B-CAB-CBB
36	ID	101	CLA	C4B-C3B-CAB-CBB
36	XD	101	CLA	C4B-C3B-CAB-CBB
36	AE	405	CLA	C4B-C3B-CAB-CBB
36	BE	603	CLA	C4B-C3B-CAB-CBB
36	BE	612	CLA	C4B-C3B-CAB-CBB
36	BE	613	CLA	C4B-C3B-CAB-CBB
36	CE	508	CLA	C4B-C3B-CAB-CBB
36	HE	101	CLA	C4B-C3B-CAB-CBB
36	IE	101	CLA	C4B-C3B-CAB-CBB
36	XE	101	CLA	C4B-C3B-CAB-CBB
36	A1	405	CLA	C4B-C3B-CAB-CBB
36	B1	603	CLA	C4B-C3B-CAB-CBB
36	B1	612	CLA	C4B-C3B-CAB-CBB
36	B1	613	CLA	C4B-C3B-CAB-CBB
36	C1	508	CLA	C4B-C3B-CAB-CBB
36	H1	101	CLA	C4B-C3B-CAB-CBB
36	I1	101	CLA	C4B-C3B-CAB-CBB
36	X1	101	CLA	C4B-C3B-CAB-CBB
36	b1	605	CLA	C4B-C3B-CAB-CBB
36	b1	613	CLA	C4B-C3B-CAB-CBB
36	b1	614	CLA	C4B-C3B-CAB-CBB
36	c1	513	CLA	C4B-C3B-CAB-CBB
36	h1	102	CLA	C4B-C3B-CAB-CBB
36	x1	101	CLA	C4B-C3B-CAB-CBB
36	bD	605	CLA	C4B-C3B-CAB-CBB
36	bD	613	CLA	C4B-C3B-CAB-CBB
36	bD	614	CLA	C4B-C3B-CAB-CBB
36	cD	513	CLA	C4B-C3B-CAB-CBB

Continued on next page...

Continued from previous page...

Mol	Chain	Res	Type	Atoms
36	hD	102	CLA	C4B-C3B-CAB-CBB
36	xD	101	CLA	C4B-C3B-CAB-CBB
36	bE	605	CLA	C4B-C3B-CAB-CBB
36	bE	613	CLA	C4B-C3B-CAB-CBB
36	bE	614	CLA	C4B-C3B-CAB-CBB
36	cE	513	CLA	C4B-C3B-CAB-CBB
36	hE	102	CLA	C4B-C3B-CAB-CBB
36	xE	101	CLA	C4B-C3B-CAB-CBB
36	BD	604	CLA	C16-C17-C18-C19
36	CD	507	CLA	C6-C7-C8-C9
36	CD	511	CLA	C16-C17-C18-C20
36	XD	101	CLA	C16-C17-C18-C20
36	BE	604	CLA	C16-C17-C18-C19
36	CE	507	CLA	C6-C7-C8-C9
36	CE	511	CLA	C16-C17-C18-C20
36	XE	101	CLA	C16-C17-C18-C20
36	B1	604	CLA	C16-C17-C18-C19
36	C1	507	CLA	C6-C7-C8-C9
36	C1	511	CLA	C16-C17-C18-C20
36	X1	101	CLA	C16-C17-C18-C20
36	b1	606	CLA	C16-C17-C18-C19
36	c1	506	CLA	C6-C7-C8-C9
36	c1	514	CLA	C16-C17-C18-C19
36	x1	101	CLA	C16-C17-C18-C20
36	bD	606	CLA	C16-C17-C18-C19
36	cD	514	CLA	C16-C17-C18-C19
36	iD	101	CLA	C6-C7-C8-C9
36	xD	101	CLA	C16-C17-C18-C20
36	bE	606	CLA	C16-C17-C18-C19
36	iE	101	CLA	C6-C7-C8-C9
36	xE	101	CLA	C16-C17-C18-C20
40	AD	409	LMT	O5'-C1'-O1'-C1
40	AE	409	LMT	O5'-C1'-O1'-C1
40	A1	409	LMT	O5'-C1'-O1'-C1
39	D1	410	LMG	C33-C34-C35-C36
40	d1	413	LMT	C3-C4-C5-C6
40	dD	413	LMT	C3-C4-C5-C6
40	dE	413	LMT	C3-C4-C5-C6
42	DE	410	LHG	C27-C28-C29-C30
42	dD	410	LHG	C27-C28-C29-C30
42	dE	410	LHG	C27-C28-C29-C30
44	CD	518	DGD	C4B-C5B-C6B-C7B

Continued on next page...

Continued from previous page...

Mol	Chain	Res	Type	Atoms
44	C1	518	DGD	C4B-C5B-C6B-C7B
44	CD	518	DGD	C3A-C4A-C5A-C6A
44	CE	518	DGD	C3A-C4A-C5A-C6A
44	C1	518	DGD	C3A-C4A-C5A-C6A
44	c1	517	DGD	C2B-C3B-C4B-C5B
44	cD	517	DGD	C2B-C3B-C4B-C5B
44	cE	517	DGD	C2B-C3B-C4B-C5B
36	b1	610	CLA	C15-C16-C17-C18
36	bD	610	CLA	C15-C16-C17-C18
36	bE	610	CLA	C15-C16-C17-C18
36	c1	503	CLA	O1A-CGA-O2A-C1
36	cD	504	CLA	O1A-CGA-O2A-C1
36	cE	504	CLA	O1A-CGA-O2A-C1
44	c1	517	DGD	C9A-CAA-CBA-CCA
44	c1	517	DGD	C4B-C5B-C6B-C7B
44	cD	517	DGD	C9A-CAA-CBA-CCA
44	cD	517	DGD	C4B-C5B-C6B-C7B
44	cE	517	DGD	C9A-CAA-CBA-CCA
44	cE	517	DGD	C4B-C5B-C6B-C7B
36	CD	503	CLA	C3-C5-C6-C7
36	CE	503	CLA	C3-C5-C6-C7
36	C1	503	CLA	C3-C5-C6-C7
36	BD	613	CLA	CBA-CGA-O2A-C1
36	BE	613	CLA	CBA-CGA-O2A-C1
36	B1	613	CLA	CBA-CGA-O2A-C1
36	b1	614	CLA	CBA-CGA-O2A-C1
36	bD	614	CLA	CBA-CGA-O2A-C1
36	bE	614	CLA	CBA-CGA-O2A-C1
38	AE	407	SQD	C17-C18-C19-C20
39	y1	101	LMG	C11-C12-C13-C14
39	yD	101	LMG	C11-C12-C13-C14
39	yE	101	LMG	C11-C12-C13-C14
44	HD	102	DGD	C5B-C6B-C7B-C8B
44	HE	102	DGD	C5B-C6B-C7B-C8B
44	H1	102	DGD	C5B-C6B-C7B-C8B
36	CD	512	CLA	C3A-C2A-CAA-CBA
36	CE	512	CLA	C3A-C2A-CAA-CBA
36	C1	512	CLA	C3A-C2A-CAA-CBA
36	c1	513	CLA	C3A-C2A-CAA-CBA
36	cD	513	CLA	C3A-C2A-CAA-CBA
36	cE	513	CLA	C3A-C2A-CAA-CBA
45	D1	402	PHO	C3A-C2A-CAA-CBA

Continued on next page...

Continued from previous page...

Mol	Chain	Res	Type	Atoms
36	BD	609	CLA	C15-C16-C17-C18
36	BD	610	CLA	C15-C16-C17-C18
36	BE	609	CLA	C15-C16-C17-C18
36	BE	610	CLA	C15-C16-C17-C18
36	B1	609	CLA	C15-C16-C17-C18
36	B1	610	CLA	C15-C16-C17-C18
36	b1	611	CLA	C15-C16-C17-C18
36	bD	611	CLA	C15-C16-C17-C18
36	bE	611	CLA	C15-C16-C17-C18
45	aD	412	PHO	C10-C11-C12-C13
43	DD	407	BCR	C9-C10-C11-C12
43	DE	407	BCR	C9-C10-C11-C12
43	D1	406	BCR	C9-C10-C11-C12
43	c1	515	BCR	C9-C10-C11-C12
43	cD	515	BCR	C9-C10-C11-C12
43	cE	515	BCR	C9-C10-C11-C12
40	AD	412	LMT	C2-C1-O1'-C1'
40	AE	412	LMT	C2-C1-O1'-C1'
40	A1	413	LMT	C2-C1-O1'-C1'
40	j1	101	LMT	C2-C1-O1'-C1'
40	jD	101	LMT	C2-C1-O1'-C1'
40	jE	101	LMT	C2-C1-O1'-C1'
38	AD	407	SQD	C17-C18-C19-C20
38	A1	407	SQD	C17-C18-C19-C20
40	AD	412	LMT	C11-C10-C9-C8
40	AE	412	LMT	C11-C10-C9-C8
40	A1	413	LMT	C11-C10-C9-C8
36	c1	513	CLA	O1A-CGA-O2A-C1
36	cD	513	CLA	O1A-CGA-O2A-C1
36	cE	513	CLA	O1A-CGA-O2A-C1
36	BD	604	CLA	C16-C17-C18-C20
36	HD	101	CLA	C11-C12-C13-C14
36	XD	101	CLA	C16-C17-C18-C19
36	BE	604	CLA	C16-C17-C18-C20
36	BE	612	CLA	C16-C17-C18-C19
36	HE	101	CLA	C11-C12-C13-C14
36	XE	101	CLA	C16-C17-C18-C19
36	B1	604	CLA	C16-C17-C18-C20
36	B1	612	CLA	C16-C17-C18-C19
36	H1	101	CLA	C11-C12-C13-C14
36	X1	101	CLA	C16-C17-C18-C19
36	b1	606	CLA	C16-C17-C18-C20

Continued on next page...

Continued from previous page...

Mol	Chain	Res	Type	Atoms
36	c1	506	CLA	C6-C7-C8-C10
36	h1	102	CLA	C11-C12-C13-C14
36	x1	101	CLA	C16-C17-C18-C19
36	bD	606	CLA	C16-C17-C18-C20
36	hD	102	CLA	C11-C12-C13-C14
36	iD	101	CLA	C6-C7-C8-C10
36	xD	101	CLA	C16-C17-C18-C19
36	bE	606	CLA	C16-C17-C18-C20
36	bE	613	CLA	C16-C17-C18-C19
36	cE	514	CLA	C16-C17-C18-C19
36	hE	102	CLA	C11-C12-C13-C14
36	iE	101	CLA	C6-C7-C8-C10
36	xE	101	CLA	C16-C17-C18-C19
38	c1	501	SQD	C12-C13-C14-C15
38	cD	502	SQD	C12-C13-C14-C15
38	cE	502	SQD	C12-C13-C14-C15
39	DD	411	LMG	C12-C13-C14-C15
39	DE	411	LMG	C12-C13-C14-C15
39	D1	410	LMG	C12-C13-C14-C15
39	d1	411	LMG	C12-C13-C14-C15
39	dD	411	LMG	C12-C13-C14-C15
39	dE	411	LMG	C12-C13-C14-C15
42	BD	620	LHG	C16-C17-C18-C19
42	BE	620	LHG	C16-C17-C18-C19
42	B1	621	LHG	C16-C17-C18-C19
42	l1	101	LHG	C16-C17-C18-C19
42	lD	101	LHG	C16-C17-C18-C19
42	lE	101	LHG	C16-C17-C18-C19
40	AD	409	LMT	O5'-C5'-C6'-O6'
40	AE	409	LMT	O5'-C5'-C6'-O6'
40	A1	409	LMT	O5'-C5'-C6'-O6'
40	dD	413	LMT	C1-C2-C3-C4
40	dE	413	LMT	C1-C2-C3-C4
40	DD	412	LMT	C6-C7-C8-C9
40	DE	412	LMT	C6-C7-C8-C9
40	D1	411	LMT	C6-C7-C8-C9
40	d1	412	LMT	C6-C7-C8-C9
40	dD	412	LMT	C6-C7-C8-C9
40	dE	412	LMT	C6-C7-C8-C9
36	BD	611	CLA	C3-C5-C6-C7
36	BE	611	CLA	C3-C5-C6-C7
36	B1	611	CLA	C3-C5-C6-C7

Continued on next page...

Continued from previous page...

Mol	Chain	Res	Type	Atoms
40	d1	413	LMT	C1-C2-C3-C4
38	CD	501	SQD	C12-C13-C14-C15
38	CE	501	SQD	C12-C13-C14-C15
38	C1	501	SQD	C12-C13-C14-C15
44	h1	104	DGD	C9A-CAA-CBA-CCA
44	hD	104	DGD	C9A-CAA-CBA-CCA
44	hE	104	DGD	C9A-CAA-CBA-CCA
39	CD	502	LMG	O10-C28-O8-C9
39	CE	502	LMG	O10-C28-O8-C9
39	C1	502	LMG	O10-C28-O8-C9
37	AD	406	PL9	C12-C11-C9-C10
37	AE	406	PL9	C12-C11-C9-C10
37	A1	406	PL9	C12-C11-C9-C10
36	CD	512	CLA	C2-C3-C5-C6
36	CE	512	CLA	C2-C3-C5-C6
36	C1	512	CLA	C2-C3-C5-C6
37	AD	406	PL9	C12-C11-C9-C8
37	AE	406	PL9	C12-C11-C9-C8
37	A1	406	PL9	C12-C11-C9-C8
36	AD	404	CLA	CBA-CGA-O2A-C1
36	AE	404	CLA	CBA-CGA-O2A-C1
36	A1	404	CLA	CBA-CGA-O2A-C1
39	DD	411	LMG	C19-C20-C21-C22
39	DE	411	LMG	C19-C20-C21-C22
39	D1	410	LMG	C19-C20-C21-C22
39	d1	411	LMG	C19-C20-C21-C22
39	dD	411	LMG	C19-C20-C21-C22
39	dE	411	LMG	C19-C20-C21-C22
40	i1	102	LMT	C6-C7-C8-C9
40	iD	103	LMT	C6-C7-C8-C9
40	iE	103	LMT	C6-C7-C8-C9
44	CD	518	DGD	C9A-CAA-CBA-CCA
44	CE	518	DGD	C9A-CAA-CBA-CCA
44	C1	518	DGD	C9A-CAA-CBA-CCA
44	cE	517	DGD	C1A-C2A-C3A-C4A
44	c1	518	DGD	O6E-C5E-C6E-O5E
44	cD	518	DGD	O6E-C5E-C6E-O5E
44	cE	518	DGD	O6E-C5E-C6E-O5E
36	BD	612	CLA	C16-C17-C18-C19
36	b1	613	CLA	C16-C17-C18-C19
36	bD	613	CLA	C16-C17-C18-C19
36	AD	405	CLA	C2B-C3B-CAB-CBB

Continued on next page...

Continued from previous page...

Mol	Chain	Res	Type	Atoms
36	BD	603	CLA	C2B-C3B-CAB-CBB
36	BD	609	CLA	C2B-C3B-CAB-CBB
36	BD	612	CLA	C2B-C3B-CAB-CBB
36	BD	613	CLA	C2B-C3B-CAB-CBB
36	CD	507	CLA	C2B-C3B-CAB-CBB
36	CD	508	CLA	C2B-C3B-CAB-CBB
36	CD	511	CLA	C2B-C3B-CAB-CBB
36	HD	101	CLA	C2B-C3B-CAB-CBB
36	XD	101	CLA	C2B-C3B-CAB-CBB
36	AE	405	CLA	C2B-C3B-CAB-CBB
36	BE	603	CLA	C2B-C3B-CAB-CBB
36	BE	609	CLA	C2B-C3B-CAB-CBB
36	BE	612	CLA	C2B-C3B-CAB-CBB
36	BE	613	CLA	C2B-C3B-CAB-CBB
36	CE	507	CLA	C2B-C3B-CAB-CBB
36	CE	508	CLA	C2B-C3B-CAB-CBB
36	CE	511	CLA	C2B-C3B-CAB-CBB
36	HE	101	CLA	C2B-C3B-CAB-CBB
36	XE	101	CLA	C2B-C3B-CAB-CBB
36	A1	405	CLA	C2B-C3B-CAB-CBB
36	B1	603	CLA	C2B-C3B-CAB-CBB
36	B1	609	CLA	C2B-C3B-CAB-CBB
36	B1	612	CLA	C2B-C3B-CAB-CBB
36	B1	613	CLA	C2B-C3B-CAB-CBB
36	C1	507	CLA	C2B-C3B-CAB-CBB
36	C1	508	CLA	C2B-C3B-CAB-CBB
36	C1	511	CLA	C2B-C3B-CAB-CBB
36	H1	101	CLA	C2B-C3B-CAB-CBB
36	X1	101	CLA	C2B-C3B-CAB-CBB
36	b1	605	CLA	C2B-C3B-CAB-CBB
36	b1	610	CLA	C2B-C3B-CAB-CBB
36	b1	613	CLA	C2B-C3B-CAB-CBB
36	b1	614	CLA	C2B-C3B-CAB-CBB
36	c1	510	CLA	C2B-C3B-CAB-CBB
36	c1	513	CLA	C2B-C3B-CAB-CBB
36	h1	102	CLA	C2B-C3B-CAB-CBB
36	x1	101	CLA	C2B-C3B-CAB-CBB
36	bD	605	CLA	C2B-C3B-CAB-CBB
36	bD	610	CLA	C2B-C3B-CAB-CBB
36	bD	613	CLA	C2B-C3B-CAB-CBB
36	bD	614	CLA	C2B-C3B-CAB-CBB
36	cD	510	CLA	C2B-C3B-CAB-CBB

Continued on next page...

Continued from previous page...

Mol	Chain	Res	Type	Atoms
36	cD	513	CLA	C2B-C3B-CAB-CBB
36	hD	102	CLA	C2B-C3B-CAB-CBB
36	xD	101	CLA	C2B-C3B-CAB-CBB
36	bE	605	CLA	C2B-C3B-CAB-CBB
36	bE	610	CLA	C2B-C3B-CAB-CBB
36	bE	613	CLA	C2B-C3B-CAB-CBB
36	bE	614	CLA	C2B-C3B-CAB-CBB
36	cE	510	CLA	C2B-C3B-CAB-CBB
36	cE	513	CLA	C2B-C3B-CAB-CBB
36	hE	102	CLA	C2B-C3B-CAB-CBB
36	xE	101	CLA	C2B-C3B-CAB-CBB
36	b1	612	CLA	C3-C5-C6-C7
36	c1	507	CLA	C3-C5-C6-C7
36	bD	612	CLA	C3-C5-C6-C7
36	cD	507	CLA	C3-C5-C6-C7
36	bE	612	CLA	C3-C5-C6-C7
36	cE	507	CLA	C3-C5-C6-C7
36	c1	509	CLA	CBA-CGA-O2A-C1
36	cD	509	CLA	CBA-CGA-O2A-C1
36	cE	509	CLA	CBA-CGA-O2A-C1
38	CE	501	SQD	C17-C18-C19-C20
39	BD	618	LMG	C10-C11-C12-C13
39	b1	619	LMG	C10-C11-C12-C13
39	bE	619	LMG	C10-C11-C12-C13
44	c1	517	DGD	C1A-C2A-C3A-C4A
44	cD	517	DGD	C1A-C2A-C3A-C4A
38	CD	501	SQD	C17-C18-C19-C20
38	C1	501	SQD	C17-C18-C19-C20
42	BE	620	LHG	C25-C26-C27-C28
42	B1	621	LHG	C25-C26-C27-C28
39	BD	618	LMG	C14-C15-C16-C17
39	BE	618	LMG	C14-C15-C16-C17
39	B1	618	LMG	C14-C15-C16-C17
39	b1	619	LMG	C14-C15-C16-C17
39	bD	619	LMG	C14-C15-C16-C17
39	bE	619	LMG	C14-C15-C16-C17
40	BD	622	LMT	C6-C7-C8-C9
40	BE	622	LMT	C6-C7-C8-C9
40	a1	401	LMT	C6-C7-C8-C9
42	BD	620	LHG	C25-C26-C27-C28
42	l1	101	LHG	C25-C26-C27-C28
42	lD	101	LHG	C25-C26-C27-C28

Continued on next page...

Continued from previous page...

Mol	Chain	Res	Type	Atoms
42	lE	101	LHG	C25-C26-C27-C28
36	BD	610	CLA	C8-C10-C11-C12
36	BE	610	CLA	C8-C10-C11-C12
36	B1	610	CLA	C8-C10-C11-C12
36	b1	611	CLA	C8-C10-C11-C12
36	bD	611	CLA	C8-C10-C11-C12
36	bE	611	CLA	C8-C10-C11-C12
45	A1	412	PHO	C10-C11-C12-C13
36	b1	614	CLA	O1A-CGA-O2A-C1
36	bD	614	CLA	O1A-CGA-O2A-C1
36	bE	614	CLA	O1A-CGA-O2A-C1
40	DD	404	LMT	C1-C2-C3-C4
40	DE	404	LMT	C1-C2-C3-C4
40	D1	403	LMT	C1-C2-C3-C4
40	d1	404	LMT	C1-C2-C3-C4
40	dD	404	LMT	C1-C2-C3-C4
39	CD	502	LMG	C31-C32-C33-C34
39	CE	502	LMG	C31-C32-C33-C34
39	C1	502	LMG	C31-C32-C33-C34
39	BE	618	LMG	C10-C11-C12-C13
39	B1	618	LMG	C10-C11-C12-C13
39	bD	619	LMG	C10-C11-C12-C13
43	CD	516	BCR	C5-C6-C7-C8
43	DD	407	BCR	C1-C6-C7-C8
43	DD	407	BCR	C23-C24-C25-C26
43	DD	407	BCR	C23-C24-C25-C30
43	ID	102	BCR	C5-C6-C7-C8
43	XD	102	BCR	C23-C24-C25-C26
43	CE	516	BCR	C5-C6-C7-C8
43	DE	407	BCR	C1-C6-C7-C8
43	DE	407	BCR	C23-C24-C25-C26
43	DE	407	BCR	C23-C24-C25-C30
43	IE	102	BCR	C5-C6-C7-C8
43	XE	102	BCR	C23-C24-C25-C26
43	C1	516	BCR	C5-C6-C7-C8
43	D1	406	BCR	C1-C6-C7-C8
43	D1	406	BCR	C23-C24-C25-C26
43	D1	406	BCR	C23-C24-C25-C30
43	I1	102	BCR	C5-C6-C7-C8
43	X1	102	BCR	C23-C24-C25-C26
43	c1	515	BCR	C5-C6-C7-C8
43	d1	407	BCR	C1-C6-C7-C8

Continued on next page...

Continued from previous page...

Mol	Chain	Res	Type	Atoms
43	d1	407	BCR	C23-C24-C25-C26
43	d1	407	BCR	C23-C24-C25-C30
43	h1	105	BCR	C23-C24-C25-C26
43	i1	101	BCR	C1-C6-C7-C8
43	i1	101	BCR	C5-C6-C7-C8
43	cD	515	BCR	C5-C6-C7-C8
43	dD	407	BCR	C1-C6-C7-C8
43	dD	407	BCR	C23-C24-C25-C26
43	dD	407	BCR	C23-C24-C25-C30
43	hD	105	BCR	C23-C24-C25-C26
43	iD	102	BCR	C1-C6-C7-C8
43	iD	102	BCR	C5-C6-C7-C8
43	cE	515	BCR	C5-C6-C7-C8
43	dE	407	BCR	C1-C6-C7-C8
43	dE	407	BCR	C23-C24-C25-C26
43	dE	407	BCR	C23-C24-C25-C30
43	hE	105	BCR	C23-C24-C25-C26
43	iE	102	BCR	C5-C6-C7-C8
44	CD	517	DGD	O6E-C5E-C6E-O5E
44	CE	517	DGD	O6E-C5E-C6E-O5E
44	C1	517	DGD	O6E-C5E-C6E-O5E
33	nF	202	CYC	C2B-C3B-CAB-CBB
33	nK	202	CYC	C2B-C3B-CAB-CBB
40	CD	521	LMT	O1'-C1-C2-C3
40	B1	620	LMT	O1'-C1-C2-C3
40	C1	520	LMT	O1'-C1-C2-C3
40	cD	501	LMT	O1'-C1-C2-C3
40	bE	621	LMT	O1'-C1-C2-C3
40	cE	501	LMT	O1'-C1-C2-C3
44	c1	517	DGD	C4A-C5A-C6A-C7A
44	cD	517	DGD	C4A-C5A-C6A-C7A
44	cE	517	DGD	C4A-C5A-C6A-C7A
36	CD	514	CLA	CBA-CGA-O2A-C1
36	CE	514	CLA	CBA-CGA-O2A-C1
36	C1	514	CLA	CBA-CGA-O2A-C1
36	BD	607	CLA	C13-C15-C16-C17
36	DD	405	CLA	C5-C6-C7-C8
36	BE	607	CLA	C13-C15-C16-C17
36	DE	405	CLA	C5-C6-C7-C8
36	B1	607	CLA	C13-C15-C16-C17
36	D1	404	CLA	C5-C6-C7-C8
36	b1	609	CLA	C13-C15-C16-C17

Continued on next page...

Continued from previous page...

Mol	Chain	Res	Type	Atoms
36	d1	405	CLA	C5-C6-C7-C8
36	bD	609	CLA	C13-C15-C16-C17
36	dD	405	CLA	C5-C6-C7-C8
36	bE	609	CLA	C13-C15-C16-C17
36	dE	405	CLA	C5-C6-C7-C8
33	LF	201	CYC	C3D-CAD-CBD-CGD
33	LK	201	CYC	C3D-CAD-CBD-CGD
33	t4	1001	CYC	C2A-CAA-CBA-CGA
33	u4	201	CYC	C3D-CAD-CBD-CGD
33	tB	1001	CYC	C2A-CAA-CBA-CGA
33	uB	201	CYC	C3D-CAD-CBD-CGD
33	jF	201	CYC	C2A-CAA-CBA-CGA
33	6G	201	CYC	C2A-CAA-CBA-CGA
33	jK	201	CYC	C2A-CAA-CBA-CGA
33	6L	201	CYC	C2A-CAA-CBA-CGA
42	e1	101	LHG	C8-C7-O7-C5
42	eD	101	LHG	C8-C7-O7-C5
42	eE	101	LHG	C8-C7-O7-C5
36	BD	613	CLA	O1A-CGA-O2A-C1
36	BE	613	CLA	O1A-CGA-O2A-C1
36	B1	613	CLA	O1A-CGA-O2A-C1
40	dE	404	LMT	C1-C2-C3-C4
36	BD	610	CLA	C4-C3-C5-C6
36	BE	610	CLA	C4-C3-C5-C6
36	B1	610	CLA	C4-C3-C5-C6
36	b1	611	CLA	C4-C3-C5-C6
36	bD	611	CLA	C4-C3-C5-C6
36	bE	611	CLA	C4-C3-C5-C6
36	AD	405	CLA	C6-C7-C8-C10
36	BD	605	CLA	C12-C13-C15-C16
36	BD	610	CLA	C2-C3-C5-C6
36	BD	612	CLA	C12-C13-C15-C16
36	CD	515	CLA	C6-C7-C8-C10
36	HD	101	CLA	C11-C10-C8-C7
36	ID	101	CLA	C11-C10-C8-C7
36	AE	405	CLA	C6-C7-C8-C10
36	BE	605	CLA	C12-C13-C15-C16
36	BE	610	CLA	C2-C3-C5-C6
36	BE	612	CLA	C12-C13-C15-C16
36	CE	515	CLA	C6-C7-C8-C10
36	HE	101	CLA	C11-C10-C8-C7
36	IE	101	CLA	C11-C10-C8-C7

Continued on next page...

Continued from previous page...

Mol	Chain	Res	Type	Atoms
36	A1	405	CLA	C6-C7-C8-C10
36	B1	605	CLA	C12-C13-C15-C16
36	B1	610	CLA	C2-C3-C5-C6
36	B1	612	CLA	C12-C13-C15-C16
36	C1	515	CLA	C6-C7-C8-C10
36	H1	101	CLA	C11-C10-C8-C7
36	I1	101	CLA	C11-C10-C8-C7
36	b1	604	CLA	C6-C7-C8-C10
36	b1	607	CLA	C12-C13-C15-C16
36	b1	611	CLA	C2-C3-C5-C6
36	b1	613	CLA	C12-C13-C15-C16
36	h1	102	CLA	C11-C10-C8-C7
36	bD	604	CLA	C6-C7-C8-C10
36	bD	607	CLA	C12-C13-C15-C16
36	bD	611	CLA	C2-C3-C5-C6
36	bD	613	CLA	C12-C13-C15-C16
36	hD	102	CLA	C11-C10-C8-C7
36	bE	604	CLA	C6-C7-C8-C10
36	bE	607	CLA	C12-C13-C15-C16
36	bE	611	CLA	C2-C3-C5-C6
36	bE	613	CLA	C12-C13-C15-C16
36	hE	102	CLA	C11-C10-C8-C7
37	DD	408	PL9	C38-C39-C41-C42
37	DE	408	PL9	C38-C39-C41-C42
37	D1	407	PL9	C38-C39-C41-C42
37	d1	408	PL9	C38-C39-C41-C42
37	dD	408	PL9	C38-C39-C41-C42
37	dE	408	PL9	C38-C39-C41-C42
45	DE	403	PHO	C11-C12-C13-C15
45	A1	412	PHO	C12-C13-C15-C16
45	D1	402	PHO	C11-C12-C13-C15
36	CD	514	CLA	O1A-CGA-O2A-C1
36	CE	514	CLA	O1A-CGA-O2A-C1
36	C1	514	CLA	O1A-CGA-O2A-C1
33	y4	201	CYC	C2B-C3B-CAB-CBB
33	yB	201	CYC	C2B-C3B-CAB-CBB
40	AD	409	LMT	C3-C4-C5-C6
40	AE	409	LMT	C3-C4-C5-C6
40	A1	409	LMT	C3-C4-C5-C6
40	b1	602	LMT	C4-C5-C6-C7
40	bD	602	LMT	C4-C5-C6-C7
42	BD	620	LHG	C12-C13-C14-C15

Continued on next page...

Continued from previous page...

Mol	Chain	Res	Type	Atoms
42	BE	620	LHG	C12-C13-C14-C15
42	B1	621	LHG	C12-C13-C14-C15
42	l1	101	LHG	C12-C13-C14-C15
42	lD	101	LHG	C12-C13-C14-C15
42	lE	101	LHG	C12-C13-C14-C15
43	d1	407	BCR	C9-C10-C11-C12
43	dD	407	BCR	C9-C10-C11-C12
43	dE	407	BCR	C9-C10-C11-C12
39	TD	101	LMG	O9-C10-O7-C8
39	TE	101	LMG	O9-C10-O7-C8
39	T1	101	LMG	O9-C10-O7-C8
39	t1	101	LMG	O9-C10-O7-C8
39	tD	101	LMG	O9-C10-O7-C8
39	tE	101	LMG	O9-C10-O7-C8
44	CD	518	DGD	O1B-C1B-O2G-C2G
44	CE	518	DGD	O1B-C1B-O2G-C2G
44	C1	518	DGD	O1B-C1B-O2G-C2G
39	TD	101	LMG	C29-C28-O8-C9
39	TE	101	LMG	C29-C28-O8-C9
39	T1	101	LMG	C29-C28-O8-C9
39	t1	101	LMG	C29-C28-O8-C9
39	tD	101	LMG	C29-C28-O8-C9
39	tE	101	LMG	C29-C28-O8-C9
40	DD	404	LMT	C5-C6-C7-C8
40	DE	404	LMT	C5-C6-C7-C8
40	D1	403	LMT	C5-C6-C7-C8
40	bE	602	LMT	C4-C5-C6-C7
36	c1	502	CLA	C2A-CAA-CBA-CGA
36	cD	503	CLA	C2A-CAA-CBA-CGA
36	cE	503	CLA	C2A-CAA-CBA-CGA
45	A1	412	PHO	C2A-CAA-CBA-CGA
45	aD	412	PHO	C2A-CAA-CBA-CGA
36	BD	612	CLA	C13-C15-C16-C17
36	BE	612	CLA	C13-C15-C16-C17
36	B1	612	CLA	C13-C15-C16-C17
36	b1	613	CLA	C13-C15-C16-C17
36	bD	613	CLA	C13-C15-C16-C17
36	bE	613	CLA	C13-C15-C16-C17
40	BD	623	LMT	C4-C5-C6-C7
40	BE	623	LMT	C4-C5-C6-C7
40	B1	623	LMT	C4-C5-C6-C7
40	d1	404	LMT	C5-C6-C7-C8

Continued on next page...

Continued from previous page...

Mol	Chain	Res	Type	Atoms
40	dD	404	LMT	C5-C6-C7-C8
40	dE	404	LMT	C5-C6-C7-C8
33	ZF	201	CYC	C2B-C3B-CAB-CBB
33	ZK	201	CYC	C2B-C3B-CAB-CBB
39	aD	409	LMG	O6-C5-C6-O5
36	CD	513	CLA	C5-C6-C7-C8
36	CE	513	CLA	C5-C6-C7-C8
36	C1	513	CLA	C5-C6-C7-C8
39	a1	410	LMG	O6-C5-C6-O5
39	aE	409	LMG	O6-C5-C6-O5
36	c1	509	CLA	O1A-CGA-O2A-C1
36	cE	509	CLA	O1A-CGA-O2A-C1
36	BD	609	CLA	CBA-CGA-O2A-C1
36	BE	609	CLA	CBA-CGA-O2A-C1
36	B1	609	CLA	CBA-CGA-O2A-C1
36	b1	610	CLA	CBA-CGA-O2A-C1
36	bD	610	CLA	CBA-CGA-O2A-C1
36	bE	610	CLA	CBA-CGA-O2A-C1
36	c1	510	CLA	C16-C17-C18-C19
36	cD	510	CLA	C16-C17-C18-C19
36	cE	510	CLA	C16-C17-C18-C19
45	DE	401	PHO	C10-C11-C12-C13
36	XE	101	CLA	O1D-CGD-O2D-CED
38	BD	621	SQD	C8-C7-O47-C45
38	DD	414	SQD	C8-C7-O47-C45
38	BE	621	SQD	C8-C7-O47-C45
38	DE	414	SQD	C8-C7-O47-C45
38	B1	622	SQD	C8-C7-O47-C45
38	D1	413	SQD	C8-C7-O47-C45
38	d1	414	SQD	C8-C7-O47-C45
38	dD	414	SQD	C8-C7-O47-C45
38	dE	414	SQD	C8-C7-O47-C45
39	TD	101	LMG	C11-C10-O7-C8
39	TE	101	LMG	C11-C10-O7-C8
39	T1	101	LMG	C11-C10-O7-C8
39	t1	101	LMG	C11-C10-O7-C8
39	tD	101	LMG	C11-C10-O7-C8
39	tE	101	LMG	C11-C10-O7-C8
39	DD	411	LMG	C20-C21-C22-C23
39	DE	411	LMG	C20-C21-C22-C23
39	D1	410	LMG	C20-C21-C22-C23
39	d1	411	LMG	C20-C21-C22-C23

Continued on next page...

Continued from previous page...

Mol	Chain	Res	Type	Atoms
39	dD	411	LMG	C20-C21-C22-C23
39	dE	411	LMG	C20-C21-C22-C23
47	VD	201	HEM	C4B-C3B-CAB-CBB
47	VE	201	HEM	C4B-C3B-CAB-CBB
47	V1	201	HEM	C4B-C3B-CAB-CBB
47	v1	201	HEM	C4B-C3B-CAB-CBB
47	vD	201	HEM	C4B-C3B-CAB-CBB
47	vE	201	HEM	C4B-C3B-CAB-CBB
36	c1	503	CLA	CBD-CGD-O2D-CED
36	cD	504	CLA	CBD-CGD-O2D-CED
36	cE	504	CLA	CBD-CGD-O2D-CED
36	cD	509	CLA	O1A-CGA-O2A-C1
44	JD	101	DGD	C5B-C6B-C7B-C8B
44	JE	101	DGD	C5B-C6B-C7B-C8B
44	J1	101	DGD	C5B-C6B-C7B-C8B
38	DD	414	SQD	O49-C7-O47-C45
38	DE	414	SQD	O49-C7-O47-C45
38	D1	413	SQD	O49-C7-O47-C45
38	d1	414	SQD	O49-C7-O47-C45
38	dD	414	SQD	O49-C7-O47-C45
38	dE	414	SQD	O49-C7-O47-C45
36	CD	505	CLA	C3-C5-C6-C7
36	CE	505	CLA	C3-C5-C6-C7
36	C1	505	CLA	C3-C5-C6-C7
36	XD	101	CLA	O1D-CGD-O2D-CED
38	DD	414	SQD	C2-C1-O6-C44
38	DE	414	SQD	C2-C1-O6-C44
38	D1	413	SQD	C2-C1-O6-C44
38	d1	414	SQD	C2-C1-O6-C44
38	dD	414	SQD	C2-C1-O6-C44
38	dE	414	SQD	C2-C1-O6-C44
45	aD	412	PHO	C13-C15-C16-C17
38	BD	621	SQD	O6-C44-C45-O47
38	BE	621	SQD	O6-C44-C45-O47
38	B1	622	SQD	O6-C44-C45-O47
38	c1	501	SQD	O6-C44-C45-O47
38	cD	502	SQD	O6-C44-C45-O47
38	cE	502	SQD	O6-C44-C45-O47
40	AD	412	LMT	O1'-C1-C2-C3
40	AE	412	LMT	O1'-C1-C2-C3
40	A1	413	LMT	O1'-C1-C2-C3
36	X1	101	CLA	O1D-CGD-O2D-CED

Continued on next page...

Continued from previous page...

Mol	Chain	Res	Type	Atoms
40	D1	412	LMT	O1'-C1-C2-C3
39	DD	411	LMG	O6-C5-C6-O5
39	DE	411	LMG	O6-C5-C6-O5
39	D1	410	LMG	O6-C5-C6-O5
39	d1	411	LMG	O6-C5-C6-O5
39	dD	411	LMG	O6-C5-C6-O5
39	dE	411	LMG	O6-C5-C6-O5
36	xE	101	CLA	O1D-CGD-O2D-CED
37	DD	408	PL9	C4-C3-C7-C8
37	DE	408	PL9	C4-C3-C7-C8
37	D1	407	PL9	C4-C3-C7-C8
37	d1	408	PL9	C4-C3-C7-C8
37	dD	408	PL9	C4-C3-C7-C8
37	dE	408	PL9	C4-C3-C7-C8
40	DD	413	LMT	O1'-C1-C2-C3
40	DE	413	LMT	O1'-C1-C2-C3
36	BD	602	CLA	C6-C7-C8-C9
36	BD	605	CLA	C14-C13-C15-C16
36	BD	612	CLA	C14-C13-C15-C16
36	BD	614	CLA	C11-C12-C13-C14
36	DD	406	CLA	C11-C10-C8-C9
36	ID	101	CLA	C11-C10-C8-C9
36	BE	602	CLA	C6-C7-C8-C9
36	BE	605	CLA	C14-C13-C15-C16
36	BE	612	CLA	C14-C13-C15-C16
36	BE	614	CLA	C11-C12-C13-C14
36	DE	406	CLA	C11-C10-C8-C9
36	IE	101	CLA	C11-C10-C8-C9
36	B1	602	CLA	C6-C7-C8-C9
36	B1	605	CLA	C14-C13-C15-C16
36	B1	612	CLA	C14-C13-C15-C16
36	B1	614	CLA	C11-C12-C13-C14
36	D1	405	CLA	C11-C10-C8-C9
36	I1	101	CLA	C11-C10-C8-C9
36	a1	407	CLA	C6-C7-C8-C9
36	b1	604	CLA	C6-C7-C8-C9
36	b1	607	CLA	C14-C13-C15-C16
36	b1	613	CLA	C14-C13-C15-C16
36	b1	615	CLA	C11-C12-C13-C14
36	d1	406	CLA	C11-C10-C8-C9
36	aD	406	CLA	C6-C7-C8-C9
36	bD	604	CLA	C6-C7-C8-C9

Continued on next page...

Continued from previous page...

Mol	Chain	Res	Type	Atoms
36	bD	607	CLA	C14-C13-C15-C16
36	bD	613	CLA	C14-C13-C15-C16
36	bD	615	CLA	C11-C12-C13-C14
36	dD	406	CLA	C11-C10-C8-C9
36	aE	406	CLA	C6-C7-C8-C9
36	bE	604	CLA	C6-C7-C8-C9
36	bE	607	CLA	C14-C13-C15-C16
36	bE	613	CLA	C14-C13-C15-C16
36	bE	615	CLA	C11-C12-C13-C14
36	dE	406	CLA	C11-C10-C8-C9
45	DE	401	PHO	C11-C10-C8-C9
45	A1	412	PHO	C11-C10-C8-C9
45	aD	412	PHO	C11-C10-C8-C9
36	xD	101	CLA	O1D-CGD-O2D-CED
36	x1	101	CLA	O1D-CGD-O2D-CED
36	CD	515	CLA	C2A-CAA-CBA-CGA
36	CE	515	CLA	C2A-CAA-CBA-CGA
36	C1	515	CLA	C2A-CAA-CBA-CGA
45	DE	401	PHO	C2A-CAA-CBA-CGA
45	DE	403	PHO	C2A-CAA-CBA-CGA
44	C1	517	DGD	C4A-C5A-C6A-C7A
33	eF	201	CYC	C1A-C2A-CAA-CBA
33	eK	201	CYC	C1A-C2A-CAA-CBA
33	1G	201	CYC	C2B-C3B-CAB-CBB
33	1L	201	CYC	C2B-C3B-CAB-CBB
42	a1	412	LHG	C24-C25-C26-C27
42	aD	411	LHG	C24-C25-C26-C27
42	aE	411	LHG	C24-C25-C26-C27
44	CD	517	DGD	C4A-C5A-C6A-C7A
44	CE	517	DGD	C4A-C5A-C6A-C7A
36	BD	603	CLA	C1A-C2A-CAA-CBA
36	BD	604	CLA	C1A-C2A-CAA-CBA
36	BD	606	CLA	C1A-C2A-CAA-CBA
36	BD	611	CLA	C1A-C2A-CAA-CBA
36	CD	503	CLA	C1A-C2A-CAA-CBA
36	CD	508	CLA	C1A-C2A-CAA-CBA
36	CD	512	CLA	C1A-C2A-CAA-CBA
36	DD	405	CLA	C1A-C2A-CAA-CBA
36	DD	406	CLA	C1A-C2A-CAA-CBA
36	HD	103	CLA	C1A-C2A-CAA-CBA
36	XD	101	CLA	C1A-C2A-CAA-CBA
36	BE	603	CLA	C1A-C2A-CAA-CBA

Continued on next page...

Continued from previous page...

Mol	Chain	Res	Type	Atoms
36	BE	604	CLA	C1A-C2A-CAA-CBA
36	BE	606	CLA	C1A-C2A-CAA-CBA
36	BE	611	CLA	C1A-C2A-CAA-CBA
36	CE	503	CLA	C1A-C2A-CAA-CBA
36	CE	508	CLA	C1A-C2A-CAA-CBA
36	CE	512	CLA	C1A-C2A-CAA-CBA
36	DE	405	CLA	C1A-C2A-CAA-CBA
36	DE	406	CLA	C1A-C2A-CAA-CBA
36	HE	103	CLA	C1A-C2A-CAA-CBA
36	XE	101	CLA	C1A-C2A-CAA-CBA
36	B1	603	CLA	C1A-C2A-CAA-CBA
36	B1	604	CLA	C1A-C2A-CAA-CBA
36	B1	606	CLA	C1A-C2A-CAA-CBA
36	B1	611	CLA	C1A-C2A-CAA-CBA
36	C1	503	CLA	C1A-C2A-CAA-CBA
36	C1	508	CLA	C1A-C2A-CAA-CBA
36	C1	512	CLA	C1A-C2A-CAA-CBA
36	D1	404	CLA	C1A-C2A-CAA-CBA
36	D1	405	CLA	C1A-C2A-CAA-CBA
36	H1	103	CLA	C1A-C2A-CAA-CBA
36	X1	101	CLA	C1A-C2A-CAA-CBA
36	a1	407	CLA	C1A-C2A-CAA-CBA
36	b1	605	CLA	C1A-C2A-CAA-CBA
36	b1	606	CLA	C1A-C2A-CAA-CBA
36	b1	608	CLA	C1A-C2A-CAA-CBA
36	b1	612	CLA	C1A-C2A-CAA-CBA
36	c1	502	CLA	C1A-C2A-CAA-CBA
36	c1	507	CLA	C1A-C2A-CAA-CBA
36	c1	512	CLA	C1A-C2A-CAA-CBA
36	c1	513	CLA	C1A-C2A-CAA-CBA
36	d1	405	CLA	C1A-C2A-CAA-CBA
36	d1	406	CLA	C1A-C2A-CAA-CBA
36	h1	101	CLA	C1A-C2A-CAA-CBA
36	x1	101	CLA	C1A-C2A-CAA-CBA
36	aD	406	CLA	C1A-C2A-CAA-CBA
36	bD	605	CLA	C1A-C2A-CAA-CBA
36	bD	606	CLA	C1A-C2A-CAA-CBA
36	bD	608	CLA	C1A-C2A-CAA-CBA
36	bD	612	CLA	C1A-C2A-CAA-CBA
36	cD	503	CLA	C1A-C2A-CAA-CBA
36	cD	507	CLA	C1A-C2A-CAA-CBA
36	cD	512	CLA	C1A-C2A-CAA-CBA

Continued on next page...

Continued from previous page...

Mol	Chain	Res	Type	Atoms
36	cD	513	CLA	C1A-C2A-CAA-CBA
36	dD	405	CLA	C1A-C2A-CAA-CBA
36	dD	406	CLA	C1A-C2A-CAA-CBA
36	hD	101	CLA	C1A-C2A-CAA-CBA
36	xD	101	CLA	C1A-C2A-CAA-CBA
36	aE	406	CLA	C1A-C2A-CAA-CBA
36	bE	605	CLA	C1A-C2A-CAA-CBA
36	bE	606	CLA	C1A-C2A-CAA-CBA
36	bE	608	CLA	C1A-C2A-CAA-CBA
36	bE	612	CLA	C1A-C2A-CAA-CBA
36	cE	503	CLA	C1A-C2A-CAA-CBA
36	cE	507	CLA	C1A-C2A-CAA-CBA
36	cE	512	CLA	C1A-C2A-CAA-CBA
36	cE	513	CLA	C1A-C2A-CAA-CBA
36	dE	405	CLA	C1A-C2A-CAA-CBA
36	dE	406	CLA	C1A-C2A-CAA-CBA
36	hE	101	CLA	C1A-C2A-CAA-CBA
36	xE	101	CLA	C1A-C2A-CAA-CBA
40	CD	521	LMT	O5'-C5'-C6'-O6'
40	B1	620	LMT	O5'-C5'-C6'-O6'
40	C1	520	LMT	O5'-C5'-C6'-O6'
40	cD	501	LMT	O5'-C5'-C6'-O6'
40	bE	621	LMT	O5'-C5'-C6'-O6'
40	cE	501	LMT	O5'-C5'-C6'-O6'
42	e1	101	LHG	O9-C7-O7-C5
42	eD	101	LHG	O9-C7-O7-C5
42	eE	101	LHG	O9-C7-O7-C5
36	c1	502	CLA	C5-C6-C7-C8
36	c1	507	CLA	C15-C16-C17-C18
36	cD	507	CLA	C15-C16-C17-C18
36	cE	503	CLA	C5-C6-C7-C8
36	cE	507	CLA	C15-C16-C17-C18
42	DD	410	LHG	C3-O3-P-O6
42	DE	410	LHG	C3-O3-P-O6
42	D1	409	LHG	C3-O3-P-O6
42	d1	410	LHG	C3-O3-P-O6
42	dD	410	LHG	C3-O3-P-O6
42	dE	410	LHG	C3-O3-P-O6
39	j1	102	LMG	O6-C5-C6-O5
39	jD	102	LMG	O6-C5-C6-O5
39	jE	102	LMG	O6-C5-C6-O5
44	HD	102	DGD	CCA-CDA-CEA-CFA

Continued on next page...

Continued from previous page...

Mol	Chain	Res	Type	Atoms
44	HE	102	DGD	CCA-CDA-CEA-CFA
44	H1	102	DGD	CCA-CDA-CEA-CFA
36	c1	502	CLA	C13-C15-C16-C17
36	cD	503	CLA	C5-C6-C7-C8
36	cD	503	CLA	C13-C15-C16-C17
36	cE	503	CLA	C13-C15-C16-C17
42	AD	411	LHG	O6-C4-C5-C6
42	AE	411	LHG	O6-C4-C5-C6
42	A1	411	LHG	O6-C4-C5-C6
42	a1	412	LHG	O6-C4-C5-C6
42	aD	411	LHG	O6-C4-C5-C6
42	aE	411	LHG	O6-C4-C5-C6
39	yD	101	LMG	C13-C14-C15-C16
39	yE	101	LMG	C13-C14-C15-C16
40	BE	619	LMT	C4-C5-C6-C7
39	y1	101	LMG	C13-C14-C15-C16
40	BD	619	LMT	C4-C5-C6-C7
40	B1	619	LMT	C4-C5-C6-C7
40	b1	620	LMT	C4-C5-C6-C7
40	bD	620	LMT	C4-C5-C6-C7
40	bE	620	LMT	C4-C5-C6-C7
33	7G	201	CYC	C3D-CAD-CBD-CGD
33	7L	201	CYC	C3D-CAD-CBD-CGD
39	y1	101	LMG	C37-C38-C39-C40
39	yE	101	LMG	C37-C38-C39-C40
39	yD	101	LMG	C37-C38-C39-C40
40	d1	412	LMT	C7-C8-C9-C10
40	dD	412	LMT	C7-C8-C9-C10
39	a1	410	LMG	C28-C29-C30-C31
39	aD	409	LMG	C28-C29-C30-C31
39	aE	409	LMG	C28-C29-C30-C31
33	oB	201	CYC	C2B-C3B-CAB-CBB
40	DD	412	LMT	C7-C8-C9-C10
40	DE	412	LMT	C7-C8-C9-C10
40	dE	412	LMT	C7-C8-C9-C10
36	BD	610	CLA	CBA-CGA-O2A-C1
36	BE	610	CLA	CBA-CGA-O2A-C1
36	B1	610	CLA	CBA-CGA-O2A-C1
36	b1	611	CLA	CBA-CGA-O2A-C1
36	bD	611	CLA	CBA-CGA-O2A-C1
36	bE	611	CLA	CBA-CGA-O2A-C1
33	JF	201	CYC	C2C-C3C-CAC-CBC

Continued on next page...

Continued from previous page...

Mol	Chain	Res	Type	Atoms
33	RG	201	CYC	C2C-C3C-CAC-CBC
33	JK	201	CYC	C2C-C3C-CAC-CBC
33	RL	201	CYC	C2C-C3C-CAC-CBC
33	nF	202	CYC	C2C-C3C-CAC-CBC
33	nK	202	CYC	C2C-C3C-CAC-CBC
36	HD	103	CLA	C2-C3-C5-C6
36	h1	101	CLA	C2-C3-C5-C6
36	hD	101	CLA	C2-C3-C5-C6
36	hE	101	CLA	C2-C3-C5-C6
33	o4	201	CYC	C2B-C3B-CAB-CBB
40	D1	411	LMT	C7-C8-C9-C10
36	c1	510	CLA	C10-C11-C12-C13
36	cD	510	CLA	C10-C11-C12-C13
36	cE	510	CLA	C10-C11-C12-C13
40	iE	103	LMT	O5'-C5'-C6'-O6'
39	TE	101	LMG	O10-C28-O8-C9
39	t1	101	LMG	O10-C28-O8-C9
39	tD	101	LMG	O10-C28-O8-C9
39	tE	101	LMG	O10-C28-O8-C9
36	c1	505	CLA	C2A-CAA-CBA-CGA
36	cD	506	CLA	C2A-CAA-CBA-CGA
36	cE	506	CLA	C2A-CAA-CBA-CGA
36	BD	608	CLA	C16-C17-C18-C20
36	BE	608	CLA	C16-C17-C18-C20
36	B1	608	CLA	C16-C17-C18-C20
36	c1	510	CLA	C16-C17-C18-C20
36	d1	403	CLA	C16-C17-C18-C20
36	cD	510	CLA	C16-C17-C18-C20
36	dD	403	CLA	C16-C17-C18-C20
36	cE	510	CLA	C16-C17-C18-C20
36	dE	403	CLA	C16-C17-C18-C20
40	i1	102	LMT	O5'-C5'-C6'-O6'
40	iD	103	LMT	O5'-C5'-C6'-O6'
40	j1	101	LMT	C1-C2-C3-C4
40	jD	101	LMT	C1-C2-C3-C4
40	jE	101	LMT	C1-C2-C3-C4
38	AD	407	SQD	C44-C45-C46-O48
38	AE	407	SQD	C44-C45-C46-O48
38	A1	407	SQD	C44-C45-C46-O48
39	a1	408	LMG	C7-C8-C9-O8
39	aD	407	LMG	C7-C8-C9-O8
39	aE	407	LMG	C7-C8-C9-O8

Continued on next page...

Continued from previous page...

Mol	Chain	Res	Type	Atoms
44	h1	104	DGD	O1G-C1G-C2G-C3G
44	hD	104	DGD	O1G-C1G-C2G-C3G
44	hE	104	DGD	O1G-C1G-C2G-C3G
33	AG	201	CYC	C4B-C3B-CAB-CBB
33	AL	201	CYC	C4B-C3B-CAB-CBB
39	JD	102	LMG	O6-C5-C6-O5
39	JE	102	LMG	O6-C5-C6-O5
39	J1	102	LMG	O6-C5-C6-O5
36	CD	505	CLA	C13-C15-C16-C17
36	CE	505	CLA	C13-C15-C16-C17
36	C1	505	CLA	C13-C15-C16-C17
36	aD	405	CLA	C5-C6-C7-C8
45	DE	401	PHO	C13-C15-C16-C17
36	BE	609	CLA	O1A-CGA-O2A-C1
36	bD	610	CLA	O1A-CGA-O2A-C1
36	bE	610	CLA	O1A-CGA-O2A-C1
39	TD	101	LMG	O10-C28-O8-C9
39	T1	101	LMG	O10-C28-O8-C9
44	CD	518	DGD	C5D-C6D-O5D-C1E
44	CE	518	DGD	C5D-C6D-O5D-C1E
44	C1	518	DGD	C5D-C6D-O5D-C1E
36	DD	405	CLA	O1D-CGD-O2D-CED
36	D1	404	CLA	O1D-CGD-O2D-CED
40	DD	412	LMT	C9-C10-C11-C12
40	DE	412	LMT	C9-C10-C11-C12
40	D1	411	LMT	C9-C10-C11-C12
40	d1	412	LMT	C9-C10-C11-C12
40	dD	412	LMT	C9-C10-C11-C12
40	dE	412	LMT	C9-C10-C11-C12
44	CD	518	DGD	CDA-CEA-CFA-CGA
44	HD	102	DGD	C6A-C7A-C8A-C9A
44	CE	518	DGD	CDA-CEA-CFA-CGA
44	HE	102	DGD	C6A-C7A-C8A-C9A
44	C1	518	DGD	CDA-CEA-CFA-CGA
44	H1	102	DGD	C6A-C7A-C8A-C9A
36	DE	405	CLA	O1D-CGD-O2D-CED
36	d1	405	CLA	O1D-CGD-O2D-CED
36	dE	405	CLA	O1D-CGD-O2D-CED
36	CD	511	CLA	C15-C16-C17-C18
36	HD	101	CLA	C10-C11-C12-C13
36	CE	511	CLA	C15-C16-C17-C18
36	HE	101	CLA	C10-C11-C12-C13

Continued on next page...

Continued from previous page...

Mol	Chain	Res	Type	Atoms
36	C1	511	CLA	C15-C16-C17-C18
36	H1	101	CLA	C10-C11-C12-C13
36	a1	406	CLA	C5-C6-C7-C8
36	h1	102	CLA	C10-C11-C12-C13
36	hD	102	CLA	C10-C11-C12-C13
36	aE	405	CLA	C5-C6-C7-C8
44	c1	518	DGD	C4E-C5E-C6E-O5E
44	cE	518	DGD	C4E-C5E-C6E-O5E
40	CD	521	LMT	C9-C10-C11-C12
40	B1	620	LMT	C9-C10-C11-C12
40	C1	520	LMT	C9-C10-C11-C12
40	cD	501	LMT	C9-C10-C11-C12
40	cE	501	LMT	C9-C10-C11-C12
36	dD	405	CLA	O1D-CGD-O2D-CED
36	BD	609	CLA	O1A-CGA-O2A-C1
36	B1	609	CLA	O1A-CGA-O2A-C1
36	b1	610	CLA	O1A-CGA-O2A-C1
40	bE	621	LMT	C9-C10-C11-C12
44	cD	518	DGD	C4E-C5E-C6E-O5E
40	BD	622	LMT	O5'-C1'-O1'-C1
40	BE	622	LMT	O5'-C1'-O1'-C1
40	a1	401	LMT	O5'-C1'-O1'-C1
45	dD	402	PHO	C5-C6-C7-C8
42	DD	410	LHG	O1-C1-C2-O2
42	DE	410	LHG	O1-C1-C2-O2
42	D1	409	LHG	O1-C1-C2-O2
42	d1	410	LHG	O1-C1-C2-O2
42	dD	410	LHG	O1-C1-C2-O2
42	dE	410	LHG	O1-C1-C2-O2
40	DD	413	LMT	C1-C2-C3-C4
40	DE	413	LMT	C1-C2-C3-C4
40	D1	412	LMT	C1-C2-C3-C4
36	hE	102	CLA	C10-C11-C12-C13
44	h1	104	DGD	CDB-CEB-CFB-CGB
44	hD	104	DGD	CDB-CEB-CFB-CGB
40	iE	103	LMT	C1-C2-C3-C4
44	hE	104	DGD	CDB-CEB-CFB-CGB
36	D1	405	CLA	C15-C16-C17-C18
36	d1	406	CLA	C15-C16-C17-C18
36	dD	406	CLA	C15-C16-C17-C18
36	dE	406	CLA	C15-C16-C17-C18
40	i1	102	LMT	C1-C2-C3-C4

Continued on next page...

Continued from previous page...

Mol	Chain	Res	Type	Atoms
36	CD	507	CLA	C4-C3-C5-C6
36	HD	103	CLA	C4-C3-C5-C6
36	CE	507	CLA	C4-C3-C5-C6
36	HE	103	CLA	C4-C3-C5-C6
36	C1	507	CLA	C4-C3-C5-C6
36	H1	103	CLA	C4-C3-C5-C6
36	c1	506	CLA	C4-C3-C5-C6
36	h1	101	CLA	C4-C3-C5-C6
36	hD	101	CLA	C4-C3-C5-C6
36	iD	101	CLA	C4-C3-C5-C6
36	hE	101	CLA	C4-C3-C5-C6
36	iE	101	CLA	C4-C3-C5-C6
37	a1	409	PL9	C12-C11-C9-C10
37	aD	408	PL9	C12-C11-C9-C10
37	aE	408	PL9	C12-C11-C9-C10
45	DD	401	PHO	C4-C3-C5-C6
45	a1	413	PHO	C4-C3-C5-C6
45	aE	412	PHO	C4-C3-C5-C6
36	HE	103	CLA	C2-C3-C5-C6
36	H1	103	CLA	C2-C3-C5-C6
36	c1	506	CLA	C2-C3-C5-C6
36	iD	101	CLA	C2-C3-C5-C6
36	iE	101	CLA	C2-C3-C5-C6
39	a1	410	LMG	C10-C11-C12-C13
39	aD	409	LMG	C10-C11-C12-C13
39	aE	409	LMG	C10-C11-C12-C13
42	AD	411	LHG	C26-C27-C28-C29
42	AE	411	LHG	C26-C27-C28-C29
42	A1	411	LHG	C26-C27-C28-C29
44	HD	102	DGD	CDB-CEB-CFB-CGB
44	HE	102	DGD	CDB-CEB-CFB-CGB
44	H1	102	DGD	CDB-CEB-CFB-CGB
36	BE	609	CLA	CBD-CGD-O2D-CED
36	b1	610	CLA	CBD-CGD-O2D-CED
36	bD	610	CLA	CBD-CGD-O2D-CED
36	bE	610	CLA	CBD-CGD-O2D-CED
36	BD	603	CLA	C8-C10-C11-C12
36	CD	511	CLA	C13-C15-C16-C17
36	DD	406	CLA	C15-C16-C17-C18
36	BE	603	CLA	C8-C10-C11-C12
36	CE	511	CLA	C13-C15-C16-C17
36	DE	406	CLA	C15-C16-C17-C18

Continued on next page...

Continued from previous page...

Mol	Chain	Res	Type	Atoms
36	B1	603	CLA	C8-C10-C11-C12
36	C1	511	CLA	C13-C15-C16-C17
36	b1	605	CLA	C8-C10-C11-C12
36	bD	605	CLA	C8-C10-C11-C12
36	bE	605	CLA	C8-C10-C11-C12
33	eF	201	CYC	C3A-C2A-CAA-CBA
33	eK	201	CYC	C3A-C2A-CAA-CBA
40	iD	103	LMT	C1-C2-C3-C4
39	TD	101	LMG	O6-C5-C6-O5
39	TE	101	LMG	O6-C5-C6-O5
39	T1	101	LMG	O6-C5-C6-O5
39	t1	101	LMG	O6-C5-C6-O5
39	tD	101	LMG	O6-C5-C6-O5
39	tE	101	LMG	O6-C5-C6-O5
36	BD	603	CLA	C13-C15-C16-C17
36	BE	603	CLA	C13-C15-C16-C17
36	B1	603	CLA	C13-C15-C16-C17
36	b1	605	CLA	C13-C15-C16-C17
36	c1	507	CLA	C8-C10-C11-C12
36	bD	605	CLA	C13-C15-C16-C17
36	bE	605	CLA	C13-C15-C16-C17
36	cD	511	CLA	C2-C1-O2A-CGA
36	cE	511	CLA	C2-C1-O2A-CGA
36	a1	407	CLA	C10-C11-C12-C13
36	aD	406	CLA	C10-C11-C12-C13
36	cD	507	CLA	C8-C10-C11-C12
36	aE	406	CLA	C10-C11-C12-C13
36	cE	507	CLA	C8-C10-C11-C12
36	BD	608	CLA	C16-C17-C18-C19
36	DD	406	CLA	C16-C17-C18-C19
36	BE	608	CLA	C16-C17-C18-C19
36	DE	406	CLA	C16-C17-C18-C19
36	B1	608	CLA	C16-C17-C18-C19
36	D1	405	CLA	C16-C17-C18-C19
36	d1	403	CLA	C16-C17-C18-C19
36	d1	406	CLA	C16-C17-C18-C19
36	dD	403	CLA	C16-C17-C18-C19
36	dD	406	CLA	C16-C17-C18-C19
36	dE	403	CLA	C16-C17-C18-C19
36	dE	406	CLA	C16-C17-C18-C19
36	B1	609	CLA	CBD-CGD-O2D-CED
33	v4	201	CYC	C2A-CAA-CBA-CGA

Continued on next page...

Continued from previous page...

Mol	Chain	Res	Type	Atoms
33	vB	201	CYC	C2A-CAA-CBA-CGA
33	5G	201	CYC	C3D-CAD-CBD-CGD
33	5L	201	CYC	C3D-CAD-CBD-CGD
36	BD	609	CLA	CBD-CGD-O2D-CED
36	CD	512	CLA	C10-C11-C12-C13
36	BE	611	CLA	C15-C16-C17-C18
36	CE	512	CLA	C10-C11-C12-C13
36	C1	512	CLA	C10-C11-C12-C13
38	c1	501	SQD	C2-C1-O6-C44
38	cD	502	SQD	C2-C1-O6-C44
38	cE	502	SQD	C2-C1-O6-C44
38	LD	101	SQD	O47-C45-C46-O48
38	LD	102	SQD	O47-C45-C46-O48
38	LE	101	SQD	O47-C45-C46-O48
38	LE	102	SQD	O47-C45-C46-O48
38	L1	101	SQD	O47-C45-C46-O48
38	L1	102	SQD	O47-C45-C46-O48
42	eE	101	LHG	C13-C14-C15-C16
36	BD	611	CLA	C15-C16-C17-C18
36	B1	611	CLA	C15-C16-C17-C18
36	b1	612	CLA	C15-C16-C17-C18
45	DD	401	PHO	CHA-CBD-CGD-O2D
45	DE	401	PHO	CHA-CBD-CGD-O1D
45	DE	401	PHO	CHA-CBD-CGD-O2D
45	A1	412	PHO	CHA-CBD-CGD-O1D
45	A1	412	PHO	CHA-CBD-CGD-O2D
45	a1	413	PHO	CHA-CBD-CGD-O1D
45	a1	413	PHO	CHA-CBD-CGD-O2D
45	aD	412	PHO	CHA-CBD-CGD-O1D
45	aD	412	PHO	CHA-CBD-CGD-O2D
45	dD	402	PHO	CHA-CBD-CGD-O2D
45	aE	412	PHO	CHA-CBD-CGD-O1D
45	aE	412	PHO	CHA-CBD-CGD-O2D
45	dE	402	PHO	CHA-CBD-CGD-O2D
42	e1	101	LHG	C13-C14-C15-C16
42	eD	101	LHG	C13-C14-C15-C16
36	bD	612	CLA	C15-C16-C17-C18
36	bE	612	CLA	C15-C16-C17-C18
36	BD	602	CLA	C6-C7-C8-C10
36	BD	607	CLA	C12-C13-C15-C16
36	BD	608	CLA	C11-C12-C13-C15
36	BD	610	CLA	C6-C7-C8-C10

Continued on next page...

Continued from previous page...

Mol	Chain	Res	Type	Atoms
36	BD	610	CLA	C12-C13-C15-C16
36	BD	611	CLA	C11-C10-C8-C7
36	BD	611	CLA	C12-C13-C15-C16
36	BD	612	CLA	C6-C7-C8-C10
36	BD	614	CLA	C12-C13-C15-C16
36	CD	512	CLA	C11-C10-C8-C7
36	CD	515	CLA	C11-C10-C8-C7
36	DD	406	CLA	C11-C10-C8-C7
36	XD	101	CLA	C11-C12-C13-C15
36	BE	602	CLA	C6-C7-C8-C10
36	BE	607	CLA	C12-C13-C15-C16
36	BE	608	CLA	C11-C12-C13-C15
36	BE	610	CLA	C6-C7-C8-C10
36	BE	610	CLA	C12-C13-C15-C16
36	BE	611	CLA	C11-C10-C8-C7
36	BE	611	CLA	C12-C13-C15-C16
36	BE	612	CLA	C6-C7-C8-C10
36	BE	614	CLA	C12-C13-C15-C16
36	CE	512	CLA	C11-C10-C8-C7
36	CE	515	CLA	C11-C10-C8-C7
36	DE	406	CLA	C11-C10-C8-C7
36	XE	101	CLA	C11-C12-C13-C15
36	B1	602	CLA	C6-C7-C8-C10
36	B1	607	CLA	C12-C13-C15-C16
36	B1	608	CLA	C11-C12-C13-C15
36	B1	610	CLA	C6-C7-C8-C10
36	B1	610	CLA	C12-C13-C15-C16
36	B1	611	CLA	C11-C10-C8-C7
36	B1	611	CLA	C12-C13-C15-C16
36	B1	612	CLA	C6-C7-C8-C10
36	B1	614	CLA	C12-C13-C15-C16
36	C1	512	CLA	C11-C10-C8-C7
36	C1	515	CLA	C11-C10-C8-C7
36	D1	405	CLA	C11-C10-C8-C7
36	X1	101	CLA	C11-C12-C13-C15
36	a1	406	CLA	C6-C7-C8-C10
36	a1	406	CLA	C11-C10-C8-C7
36	b1	609	CLA	C12-C13-C15-C16
36	b1	611	CLA	C6-C7-C8-C10
36	b1	611	CLA	C12-C13-C15-C16
36	b1	612	CLA	C11-C10-C8-C7
36	b1	612	CLA	C12-C13-C15-C16

Continued on next page...

Continued from previous page...

Mol	Chain	Res	Type	Atoms
36	b1	613	CLA	C6-C7-C8-C10
36	b1	615	CLA	C12-C13-C15-C16
36	c1	511	CLA	C11-C10-C8-C7
36	c1	514	CLA	C6-C7-C8-C10
36	d1	403	CLA	C11-C12-C13-C15
36	d1	406	CLA	C11-C10-C8-C7
36	x1	101	CLA	C11-C12-C13-C15
36	aD	405	CLA	C6-C7-C8-C10
36	aD	405	CLA	C11-C10-C8-C7
36	bD	609	CLA	C12-C13-C15-C16
36	bD	611	CLA	C6-C7-C8-C10
36	bD	611	CLA	C12-C13-C15-C16
36	bD	612	CLA	C11-C10-C8-C7
36	bD	612	CLA	C12-C13-C15-C16
36	bD	613	CLA	C6-C7-C8-C10
36	bD	615	CLA	C12-C13-C15-C16
36	cD	511	CLA	C11-C10-C8-C7
36	cD	514	CLA	C6-C7-C8-C10
36	dD	403	CLA	C11-C12-C13-C15
36	dD	406	CLA	C11-C10-C8-C7
36	xD	101	CLA	C11-C12-C13-C15
36	aE	405	CLA	C6-C7-C8-C10
36	aE	405	CLA	C11-C10-C8-C7
36	bE	609	CLA	C12-C13-C15-C16
36	bE	611	CLA	C6-C7-C8-C10
36	bE	611	CLA	C12-C13-C15-C16
36	bE	612	CLA	C11-C10-C8-C7
36	bE	612	CLA	C12-C13-C15-C16
36	bE	613	CLA	C6-C7-C8-C10
36	bE	615	CLA	C12-C13-C15-C16
36	cE	511	CLA	C11-C10-C8-C7
36	cE	514	CLA	C6-C7-C8-C10
36	dE	403	CLA	C11-C12-C13-C15
36	dE	406	CLA	C11-C10-C8-C7
36	xE	101	CLA	C11-C12-C13-C15
45	DD	401	PHO	C2-C3-C5-C6
45	DD	401	PHO	C6-C7-C8-C10
45	DD	401	PHO	C11-C12-C13-C15
45	DE	401	PHO	C6-C7-C8-C10
45	A1	412	PHO	C6-C7-C8-C10
45	d1	402	PHO	C6-C7-C8-C10
45	d1	402	PHO	C11-C10-C8-C7

Continued on next page...

Continued from previous page...

Mol	Chain	Res	Type	Atoms
45	aD	412	PHO	C6-C7-C8-C10
45	aD	412	PHO	C11-C12-C13-C15
44	cD	517	DGD	CDB-CEB-CFB-CGB
44	cE	517	DGD	CDB-CEB-CFB-CGB
36	BD	608	CLA	C11-C12-C13-C14
36	BD	608	CLA	C14-C13-C15-C16
36	BD	610	CLA	C6-C7-C8-C9
36	BD	610	CLA	C14-C13-C15-C16
36	BD	611	CLA	C11-C10-C8-C9
36	BD	611	CLA	C14-C13-C15-C16
36	BD	614	CLA	C14-C13-C15-C16
36	XD	101	CLA	C11-C10-C8-C9
36	XD	101	CLA	C11-C12-C13-C14
36	BE	608	CLA	C11-C12-C13-C14
36	BE	608	CLA	C14-C13-C15-C16
36	BE	610	CLA	C6-C7-C8-C9
36	BE	610	CLA	C14-C13-C15-C16
36	BE	611	CLA	C11-C10-C8-C9
36	BE	611	CLA	C14-C13-C15-C16
36	BE	614	CLA	C14-C13-C15-C16
36	XE	101	CLA	C11-C10-C8-C9
36	XE	101	CLA	C11-C12-C13-C14
36	B1	608	CLA	C11-C12-C13-C14
36	B1	608	CLA	C14-C13-C15-C16
36	B1	610	CLA	C6-C7-C8-C9
36	B1	610	CLA	C14-C13-C15-C16
36	B1	611	CLA	C11-C10-C8-C9
36	B1	611	CLA	C14-C13-C15-C16
36	B1	614	CLA	C14-C13-C15-C16
36	X1	101	CLA	C11-C10-C8-C9
36	X1	101	CLA	C11-C12-C13-C14
36	a1	406	CLA	C6-C7-C8-C9
36	a1	406	CLA	C11-C10-C8-C9
36	a1	407	CLA	C11-C10-C8-C9
36	b1	611	CLA	C6-C7-C8-C9
36	b1	611	CLA	C14-C13-C15-C16
36	b1	612	CLA	C11-C10-C8-C9
36	b1	612	CLA	C14-C13-C15-C16
36	b1	615	CLA	C14-C13-C15-C16
36	c1	512	CLA	C11-C12-C13-C14
36	d1	403	CLA	C11-C12-C13-C14
36	d1	403	CLA	C14-C13-C15-C16

Continued on next page...

Continued from previous page...

Mol	Chain	Res	Type	Atoms
36	x1	101	CLA	C11-C10-C8-C9
36	x1	101	CLA	C11-C12-C13-C14
36	aD	405	CLA	C6-C7-C8-C9
36	aD	405	CLA	C11-C10-C8-C9
36	aD	406	CLA	C11-C10-C8-C9
36	bD	611	CLA	C6-C7-C8-C9
36	bD	611	CLA	C14-C13-C15-C16
36	bD	612	CLA	C11-C10-C8-C9
36	bD	612	CLA	C14-C13-C15-C16
36	bD	615	CLA	C14-C13-C15-C16
36	cD	512	CLA	C11-C12-C13-C14
36	dD	403	CLA	C11-C12-C13-C14
36	dD	403	CLA	C14-C13-C15-C16
36	xD	101	CLA	C11-C10-C8-C9
36	xD	101	CLA	C11-C12-C13-C14
36	aE	405	CLA	C6-C7-C8-C9
36	aE	405	CLA	C11-C10-C8-C9
36	aE	406	CLA	C11-C10-C8-C9
36	bE	611	CLA	C6-C7-C8-C9
36	bE	611	CLA	C14-C13-C15-C16
36	bE	612	CLA	C11-C10-C8-C9
36	bE	612	CLA	C14-C13-C15-C16
36	bE	615	CLA	C14-C13-C15-C16
36	cE	512	CLA	C11-C12-C13-C14
36	dE	403	CLA	C11-C12-C13-C14
36	dE	403	CLA	C14-C13-C15-C16
36	xE	101	CLA	C11-C10-C8-C9
36	xE	101	CLA	C11-C12-C13-C14
45	DD	401	PHO	C11-C10-C8-C9
45	d1	402	PHO	C11-C12-C13-C14
45	dE	402	PHO	C6-C7-C8-C9
45	DD	401	PHO	CBD-CGD-O2D-CED
38	A1	407	SQD	C13-C14-C15-C16
44	c1	517	DGD	CDB-CEB-CFB-CGB
45	DD	401	PHO	C15-C16-C17-C18
38	AD	407	SQD	C13-C14-C15-C16
38	AE	407	SQD	C13-C14-C15-C16
36	DD	406	CLA	C16-C17-C18-C20
36	DE	406	CLA	C16-C17-C18-C20
36	D1	405	CLA	C16-C17-C18-C20
36	BD	604	CLA	C5-C6-C7-C8
36	BE	604	CLA	C5-C6-C7-C8

Continued on next page...

Continued from previous page...

Mol	Chain	Res	Type	Atoms
36	B1	604	CLA	C5-C6-C7-C8
36	b1	606	CLA	C5-C6-C7-C8
36	bD	606	CLA	C5-C6-C7-C8
36	bE	606	CLA	C5-C6-C7-C8
45	d1	402	PHO	C2C-C3C-CAC-CBC
36	CD	515	CLA	CBA-CGA-O2A-C1
36	CE	515	CLA	CBA-CGA-O2A-C1
36	C1	515	CLA	CBA-CGA-O2A-C1
44	h1	104	DGD	C8B-C9B-CAB-CBB
44	hD	104	DGD	C8B-C9B-CAB-CBB
44	hE	104	DGD	C8B-C9B-CAB-CBB
45	d1	402	PHO	C13-C15-C16-C17
33	nF	201	CYC	ND-C4D-CHA-C1A
33	nK	201	CYC	ND-C4D-CHA-C1A
39	a1	410	LMG	C29-C30-C31-C32
39	aD	409	LMG	C29-C30-C31-C32
36	CD	512	CLA	CBD-CGD-O2D-CED
39	yD	101	LMG	C32-C33-C34-C35
39	aE	409	LMG	C29-C30-C31-C32
39	yE	101	LMG	C32-C33-C34-C35
40	i1	102	LMT	C11-C10-C9-C8
40	iD	103	LMT	C11-C10-C9-C8
40	iE	103	LMT	C11-C10-C9-C8
36	BD	610	CLA	C4B-C3B-CAB-CBB
36	BD	614	CLA	C4B-C3B-CAB-CBB
36	CD	509	CLA	C4B-C3B-CAB-CBB
36	CD	512	CLA	C4B-C3B-CAB-CBB
36	BE	610	CLA	C4B-C3B-CAB-CBB
36	BE	614	CLA	C4B-C3B-CAB-CBB
36	CE	509	CLA	C4B-C3B-CAB-CBB
36	CE	512	CLA	C4B-C3B-CAB-CBB
36	B1	610	CLA	C4B-C3B-CAB-CBB
36	B1	614	CLA	C4B-C3B-CAB-CBB
36	C1	509	CLA	C4B-C3B-CAB-CBB
36	C1	512	CLA	C4B-C3B-CAB-CBB
36	a1	406	CLA	C4B-C3B-CAB-CBB
36	b1	611	CLA	C4B-C3B-CAB-CBB
36	b1	615	CLA	C4B-C3B-CAB-CBB
36	c1	507	CLA	C4B-C3B-CAB-CBB
36	aD	405	CLA	C4B-C3B-CAB-CBB
36	bD	611	CLA	C4B-C3B-CAB-CBB
36	bD	615	CLA	C4B-C3B-CAB-CBB

Continued on next page...

Continued from previous page...

Mol	Chain	Res	Type	Atoms
36	cD	507	CLA	C4B-C3B-CAB-CBB
36	aE	405	CLA	C4B-C3B-CAB-CBB
36	bE	611	CLA	C4B-C3B-CAB-CBB
36	bE	615	CLA	C4B-C3B-CAB-CBB
36	cE	507	CLA	C4B-C3B-CAB-CBB
36	d1	406	CLA	C16-C17-C18-C20
36	dD	406	CLA	C16-C17-C18-C20
36	dE	406	CLA	C16-C17-C18-C20
36	c1	504	CLA	C3-C5-C6-C7
36	cD	505	CLA	C3-C5-C6-C7
36	cE	505	CLA	C3-C5-C6-C7
37	a1	409	PL9	C39-C41-C42-C43
37	aD	408	PL9	C39-C41-C42-C43
37	aE	408	PL9	C39-C41-C42-C43
39	y1	101	LMG	C32-C33-C34-C35
39	yD	101	LMG	C20-C21-C22-C23
44	hD	104	DGD	CDA-CEA-CFA-CGA
44	hE	104	DGD	CDA-CEA-CFA-CGA
39	y1	101	LMG	C20-C21-C22-C23
39	yE	101	LMG	C20-C21-C22-C23
42	DD	409	LHG	C11-C10-C9-C8
42	DE	409	LHG	C11-C10-C9-C8
42	D1	408	LHG	C11-C10-C9-C8
44	h1	104	DGD	CDA-CEA-CFA-CGA
36	CD	510	CLA	CBA-CGA-O2A-C1
36	CE	510	CLA	CBA-CGA-O2A-C1
36	C1	506	CLA	CBA-CGA-O2A-C1
36	C1	510	CLA	CBA-CGA-O2A-C1
36	DD	406	CLA	C8-C10-C11-C12
36	DE	406	CLA	C8-C10-C11-C12
36	D1	405	CLA	C8-C10-C11-C12
36	d1	406	CLA	C8-C10-C11-C12
36	dD	406	CLA	C8-C10-C11-C12
36	dE	406	CLA	C8-C10-C11-C12
36	c1	503	CLA	O1D-CGD-O2D-CED
36	cE	504	CLA	O1D-CGD-O2D-CED
42	d1	409	LHG	C11-C10-C9-C8
42	dD	409	LHG	C11-C10-C9-C8
42	dE	409	LHG	C11-C10-C9-C8
37	a1	409	PL9	C35-C34-C36-C37
37	aD	408	PL9	C35-C34-C36-C37
37	aE	408	PL9	C35-C34-C36-C37

Continued on next page...

Continued from previous page...

Mol	Chain	Res	Type	Atoms
36	CD	507	CLA	C2-C3-C5-C6
36	CE	507	CLA	C2-C3-C5-C6
36	C1	507	CLA	C2-C3-C5-C6
45	a1	413	PHO	C2-C3-C5-C6
45	aE	412	PHO	C2-C3-C5-C6
36	cD	504	CLA	O1D-CGD-O2D-CED
36	C1	512	CLA	CBD-CGD-O2D-CED
36	BD	610	CLA	O1A-CGA-O2A-C1
36	BE	610	CLA	O1A-CGA-O2A-C1
36	B1	610	CLA	O1A-CGA-O2A-C1
36	b1	611	CLA	O1A-CGA-O2A-C1
36	bD	611	CLA	O1A-CGA-O2A-C1
36	bE	611	CLA	O1A-CGA-O2A-C1
39	T1	101	LMG	C12-C13-C14-C15
39	tD	101	LMG	C12-C13-C14-C15
39	TD	101	LMG	C12-C13-C14-C15
39	TE	101	LMG	C12-C13-C14-C15
39	t1	101	LMG	C12-C13-C14-C15
39	tE	101	LMG	C12-C13-C14-C15
40	j1	101	LMT	C11-C10-C9-C8
40	jD	101	LMT	C11-C10-C9-C8
40	jE	101	LMT	C11-C10-C9-C8
36	DD	405	CLA	C2A-CAA-CBA-CGA
36	DE	405	CLA	C2A-CAA-CBA-CGA
36	D1	404	CLA	C2A-CAA-CBA-CGA
36	d1	405	CLA	C2A-CAA-CBA-CGA
36	dD	405	CLA	C2A-CAA-CBA-CGA
36	dE	405	CLA	C2A-CAA-CBA-CGA
36	BD	607	CLA	CBA-CGA-O2A-C1
36	CD	506	CLA	CBA-CGA-O2A-C1
36	BE	607	CLA	CBA-CGA-O2A-C1
36	CE	506	CLA	CBA-CGA-O2A-C1
36	B1	607	CLA	CBA-CGA-O2A-C1
36	b1	609	CLA	CBA-CGA-O2A-C1
36	bD	609	CLA	CBA-CGA-O2A-C1
36	bE	609	CLA	CBA-CGA-O2A-C1
45	DE	401	PHO	CBA-CGA-O2A-C1
45	A1	412	PHO	CBA-CGA-O2A-C1
45	aD	412	PHO	CBA-CGA-O2A-C1
36	CE	512	CLA	CBD-CGD-O2D-CED
36	CD	507	CLA	C3A-C2A-CAA-CBA
36	CE	507	CLA	C3A-C2A-CAA-CBA

Continued on next page...

Continued from previous page...

Mol	Chain	Res	Type	Atoms
36	C1	507	CLA	C3A-C2A-CAA-CBA
36	c1	506	CLA	C3A-C2A-CAA-CBA
36	c1	510	CLA	C3A-C2A-CAA-CBA
36	cD	510	CLA	C3A-C2A-CAA-CBA
36	iD	101	CLA	C3A-C2A-CAA-CBA
36	cE	510	CLA	C3A-C2A-CAA-CBA
36	iE	101	CLA	C3A-C2A-CAA-CBA
45	DE	401	PHO	C3A-C2A-CAA-CBA
45	aD	412	PHO	C3A-C2A-CAA-CBA
45	aE	412	PHO	C3A-C2A-CAA-CBA
40	AD	412	LMT	C4-C5-C6-C7
40	AE	412	LMT	C4-C5-C6-C7
40	A1	413	LMT	C4-C5-C6-C7
40	BD	622	LMT	C9-C10-C11-C12
40	BE	622	LMT	C9-C10-C11-C12
40	a1	401	LMT	C9-C10-C11-C12
40	b1	601	LMT	C11-C10-C9-C8
40	i1	102	LMT	O1'-C1-C2-C3
40	bD	601	LMT	C11-C10-C9-C8
40	iD	103	LMT	O1'-C1-C2-C3
40	bE	601	LMT	C11-C10-C9-C8
40	iE	103	LMT	O1'-C1-C2-C3
33	MG	201	CYC	C2A-CAA-CBA-CGA
33	OG	201	CYC	C2A-CAA-CBA-CGA
33	ML	201	CYC	C2A-CAA-CBA-CGA
33	OL	201	CYC	C2A-CAA-CBA-CGA
33	o4	201	CYC	C2A-CAA-CBA-CGA
33	oB	201	CYC	C2A-CAA-CBA-CGA
38	AD	407	SQD	O6-C44-C45-C46
38	BD	621	SQD	O6-C44-C45-C46
38	AE	407	SQD	O6-C44-C45-C46
38	BE	621	SQD	O6-C44-C45-C46
38	A1	407	SQD	O6-C44-C45-C46
38	B1	622	SQD	O6-C44-C45-C46
39	CD	502	LMG	C7-C8-C9-O8
39	DD	411	LMG	O1-C7-C8-C9
39	MD	101	LMG	O1-C7-C8-C9
39	CE	502	LMG	C7-C8-C9-O8
39	DE	411	LMG	O1-C7-C8-C9
39	ME	101	LMG	O1-C7-C8-C9
39	C1	502	LMG	C7-C8-C9-O8
39	D1	410	LMG	O1-C7-C8-C9

Continued on next page...

Continued from previous page...

Mol	Chain	Res	Type	Atoms
39	M1	101	LMG	O1-C7-C8-C9
39	d1	411	LMG	O1-C7-C8-C9
39	j1	102	LMG	C7-C8-C9-O8
39	m1	101	LMG	O1-C7-C8-C9
39	dD	411	LMG	O1-C7-C8-C9
39	jD	102	LMG	C7-C8-C9-O8
39	mD	101	LMG	O1-C7-C8-C9
39	dE	411	LMG	O1-C7-C8-C9
39	jE	102	LMG	C7-C8-C9-O8
39	mE	101	LMG	O1-C7-C8-C9
42	BD	620	LHG	C4-C5-C6-O8
42	BE	620	LHG	C4-C5-C6-O8
42	B1	621	LHG	C4-C5-C6-O8
42	l1	101	LHG	C4-C5-C6-O8
42	lD	101	LHG	C4-C5-C6-O8
42	lE	101	LHG	C4-C5-C6-O8
44	CD	517	DGD	O1G-C1G-C2G-C3G
44	CE	517	DGD	O1G-C1G-C2G-C3G
44	C1	517	DGD	O1G-C1G-C2G-C3G
44	c1	516	DGD	O1G-C1G-C2G-C3G
44	cD	516	DGD	O1G-C1G-C2G-C3G
44	cE	516	DGD	O1G-C1G-C2G-C3G
38	BD	621	SQD	O49-C7-O47-C45
38	BE	621	SQD	O49-C7-O47-C45
38	B1	622	SQD	O49-C7-O47-C45
40	d1	413	LMT	C4-C5-C6-C7
40	dD	413	LMT	C4-C5-C6-C7
40	dE	413	LMT	C4-C5-C6-C7
44	CD	518	DGD	CAB-CBB-CCB-CDB
44	CE	518	DGD	CAB-CBB-CCB-CDB
44	C1	518	DGD	CAB-CBB-CCB-CDB
37	AD	406	PL9	C30-C29-C31-C32
37	AE	406	PL9	C30-C29-C31-C32
37	A1	406	PL9	C30-C29-C31-C32
37	a1	409	PL9	C12-C11-C9-C8
37	aD	408	PL9	C12-C11-C9-C8
37	aE	408	PL9	C12-C11-C9-C8
33	SG	201	CYC	C2B-C3B-CAB-CBB
39	CD	522	LMG	C20-C21-C22-C23
39	CE	520	LMG	C20-C21-C22-C23
39	C1	521	LMG	C20-C21-C22-C23
44	HD	102	DGD	C8B-C9B-CAB-CBB

Continued on next page...

Continued from previous page...

Mol	Chain	Res	Type	Atoms
44	HE	102	DGD	C8B-C9B-CAB-CBB
44	H1	102	DGD	C8B-C9B-CAB-CBB
38	AD	407	SQD	C11-C12-C13-C14
38	AE	407	SQD	C11-C12-C13-C14
38	A1	407	SQD	C11-C12-C13-C14
39	a1	408	LMG	C10-C11-C12-C13
39	aD	407	LMG	C10-C11-C12-C13
39	aE	407	LMG	C10-C11-C12-C13
42	d1	410	LHG	C7-C8-C9-C10
33	SL	201	CYC	C2B-C3B-CAB-CBB
42	DE	410	LHG	C34-C35-C36-C37
42	D1	409	LHG	C34-C35-C36-C37
42	d1	410	LHG	C34-C35-C36-C37
42	DD	410	LHG	C34-C35-C36-C37
42	dD	410	LHG	C34-C35-C36-C37
42	dE	410	LHG	C34-C35-C36-C37
42	DD	410	LHG	C7-C8-C9-C10
42	DE	410	LHG	C7-C8-C9-C10
42	D1	409	LHG	C7-C8-C9-C10
42	dD	410	LHG	C7-C8-C9-C10
42	dE	410	LHG	C7-C8-C9-C10
40	BD	623	LMT	C1-C2-C3-C4
40	BE	623	LMT	C1-C2-C3-C4
40	B1	623	LMT	C1-C2-C3-C4
36	BD	610	CLA	C2B-C3B-CAB-CBB
36	BD	614	CLA	C2B-C3B-CAB-CBB
36	ID	101	CLA	C2B-C3B-CAB-CBB
36	BE	610	CLA	C2B-C3B-CAB-CBB
36	BE	614	CLA	C2B-C3B-CAB-CBB
36	IE	101	CLA	C2B-C3B-CAB-CBB
36	B1	610	CLA	C2B-C3B-CAB-CBB
36	B1	614	CLA	C2B-C3B-CAB-CBB
36	I1	101	CLA	C2B-C3B-CAB-CBB
36	a1	406	CLA	C2B-C3B-CAB-CBB
36	b1	611	CLA	C2B-C3B-CAB-CBB
36	b1	615	CLA	C2B-C3B-CAB-CBB
36	c1	507	CLA	C2B-C3B-CAB-CBB
36	aD	405	CLA	C2B-C3B-CAB-CBB
36	bD	611	CLA	C2B-C3B-CAB-CBB
36	bD	615	CLA	C2B-C3B-CAB-CBB
36	cD	507	CLA	C2B-C3B-CAB-CBB
36	aE	405	CLA	C2B-C3B-CAB-CBB

Continued on next page...

Continued from previous page...

Mol	Chain	Res	Type	Atoms
36	bE	611	CLA	C2B-C3B-CAB-CBB
36	bE	615	CLA	C2B-C3B-CAB-CBB
36	cE	507	CLA	C2B-C3B-CAB-CBB
42	d1	409	LHG	C16-C17-C18-C19
42	dD	409	LHG	C16-C17-C18-C19
42	dE	409	LHG	C16-C17-C18-C19
36	CD	506	CLA	C13-C15-C16-C17
36	CE	506	CLA	C13-C15-C16-C17
36	C1	506	CLA	C13-C15-C16-C17
40	DD	412	LMT	C1-C2-C3-C4
40	DE	412	LMT	C1-C2-C3-C4
40	D1	411	LMT	C1-C2-C3-C4
42	DD	409	LHG	C16-C17-C18-C19
42	DE	409	LHG	C16-C17-C18-C19
42	D1	408	LHG	C16-C17-C18-C19
38	AD	407	SQD	O6-C44-C45-O47
38	AE	407	SQD	O6-C44-C45-O47
38	A1	407	SQD	O6-C44-C45-O47
39	MD	101	LMG	O1-C7-C8-O7
39	ME	101	LMG	O1-C7-C8-O7
39	j1	102	LMG	O7-C8-C9-O8
39	jD	102	LMG	O7-C8-C9-O8
39	jE	102	LMG	O7-C8-C9-O8
36	c1	504	CLA	C10-C11-C12-C13
36	cD	505	CLA	C10-C11-C12-C13
36	cE	505	CLA	C10-C11-C12-C13
39	AD	408	LMG	O8-C28-C29-C30
39	AE	408	LMG	O8-C28-C29-C30
39	A1	408	LMG	O8-C28-C29-C30
39	CD	522	LMG	C11-C12-C13-C14
39	CE	520	LMG	C11-C12-C13-C14
39	C1	521	LMG	C11-C12-C13-C14
40	DD	404	LMT	C4-C5-C6-C7
40	D1	403	LMT	C4-C5-C6-C7
40	d1	404	LMT	C4-C5-C6-C7
40	dD	404	LMT	C4-C5-C6-C7
45	DE	401	PHO	C16-C17-C18-C19
45	A1	412	PHO	C16-C17-C18-C19
45	aD	412	PHO	C16-C17-C18-C19
40	dE	412	LMT	C1-C2-C3-C4
38	AD	407	SQD	C16-C17-C18-C19
38	AE	407	SQD	C16-C17-C18-C19

Continued on next page...

Continued from previous page...

Mol	Chain	Res	Type	Atoms
38	A1	407	SQD	C16-C17-C18-C19
40	DE	404	LMT	C4-C5-C6-C7
40	dE	404	LMT	C4-C5-C6-C7
44	cE	517	DGD	C9B-CAB-CBB-CCB
36	CD	507	CLA	CBD-CGD-O2D-CED
36	CE	507	CLA	CBD-CGD-O2D-CED
37	DD	408	PL9	C29-C31-C32-C33
37	DE	408	PL9	C29-C31-C32-C33
37	D1	407	PL9	C29-C31-C32-C33
37	d1	408	PL9	C29-C31-C32-C33
37	dD	408	PL9	C29-C31-C32-C33
37	dE	408	PL9	C29-C31-C32-C33
40	AD	412	LMT	C5-C6-C7-C8
40	AE	412	LMT	C5-C6-C7-C8
42	D1	408	LHG	C28-C29-C30-C31
44	c1	517	DGD	C9B-CAB-CBB-CCB
44	cD	517	DGD	C9B-CAB-CBB-CCB
40	dD	412	LMT	C1-C2-C3-C4
36	CD	506	CLA	C2-C1-O2A-CGA
36	CE	506	CLA	C2-C1-O2A-CGA
36	C1	506	CLA	C2-C1-O2A-CGA
36	c1	511	CLA	C2-C1-O2A-CGA
36	c1	514	CLA	C2-C1-O2A-CGA
36	cD	514	CLA	C2-C1-O2A-CGA
36	cE	514	CLA	C2-C1-O2A-CGA
45	DE	401	PHO	C2-C1-O2A-CGA
45	A1	412	PHO	C2-C1-O2A-CGA
45	aD	412	PHO	C2-C1-O2A-CGA
40	A1	413	LMT	C5-C6-C7-C8
42	DD	409	LHG	C28-C29-C30-C31
42	DE	409	LHG	C28-C29-C30-C31
42	d1	409	LHG	C28-C29-C30-C31
36	BD	609	CLA	C11-C12-C13-C14
36	BD	609	CLA	C14-C13-C15-C16
36	BD	611	CLA	C6-C7-C8-C9
36	CD	513	CLA	C11-C12-C13-C14
36	BE	609	CLA	C11-C12-C13-C14
36	BE	609	CLA	C14-C13-C15-C16
36	BE	611	CLA	C6-C7-C8-C9
36	CE	513	CLA	C11-C12-C13-C14
36	B1	609	CLA	C11-C12-C13-C14
36	B1	609	CLA	C14-C13-C15-C16

Continued on next page...

Continued from previous page...

Mol	Chain	Res	Type	Atoms
36	B1	611	CLA	C6-C7-C8-C9
36	C1	513	CLA	C11-C12-C13-C14
36	b1	610	CLA	C11-C12-C13-C14
36	b1	610	CLA	C14-C13-C15-C16
36	b1	612	CLA	C6-C7-C8-C9
36	bD	610	CLA	C11-C12-C13-C14
36	bD	610	CLA	C14-C13-C15-C16
36	bD	612	CLA	C6-C7-C8-C9
36	bE	610	CLA	C11-C12-C13-C14
36	bE	610	CLA	C14-C13-C15-C16
36	bE	612	CLA	C6-C7-C8-C9
45	D1	402	PHO	C11-C12-C13-C14
45	d1	402	PHO	C6-C7-C8-C9
42	dD	409	LHG	C28-C29-C30-C31
42	dE	409	LHG	C28-C29-C30-C31
44	c1	518	DGD	C6A-C7A-C8A-C9A
44	cE	518	DGD	C6A-C7A-C8A-C9A
40	d1	412	LMT	C1-C2-C3-C4
36	C1	507	CLA	CBD-CGD-O2D-CED
33	QB	201	CYC	C2B-C3B-CAB-CBB
40	j1	101	LMT	C6-C7-C8-C9
40	jD	101	LMT	C6-C7-C8-C9
40	jE	101	LMT	C6-C7-C8-C9
44	cD	518	DGD	C6A-C7A-C8A-C9A
36	c1	504	CLA	C13-C15-C16-C17
36	cD	505	CLA	C13-C15-C16-C17
36	cE	505	CLA	C13-C15-C16-C17
36	CD	506	CLA	O1A-CGA-O2A-C1
36	CE	506	CLA	O1A-CGA-O2A-C1
36	C1	506	CLA	O1A-CGA-O2A-C1
33	Q4	201	CYC	C2B-C3B-CAB-CBB
39	B1	618	LMG	C29-C30-C31-C32
40	j1	101	LMT	O1'-C1-C2-C3
45	D1	402	PHO	C2A-CAA-CBA-CGA
36	B1	605	CLA	C3-C5-C6-C7
43	BD	615	BCR	C5-C6-C7-C8
43	ZD	101	BCR	C1-C6-C7-C8
43	ZD	101	BCR	C5-C6-C7-C8
43	BE	615	BCR	C5-C6-C7-C8
43	ZE	101	BCR	C1-C6-C7-C8
43	ZE	101	BCR	C5-C6-C7-C8
43	B1	615	BCR	C5-C6-C7-C8

Continued on next page...

Continued from previous page...

Mol	Chain	Res	Type	Atoms
43	Z1	101	BCR	C1-C6-C7-C8
43	Z1	101	BCR	C5-C6-C7-C8
43	b1	616	BCR	C5-C6-C7-C8
43	c1	515	BCR	C1-C6-C7-C8
43	z1	101	BCR	C1-C6-C7-C8
43	z1	101	BCR	C5-C6-C7-C8
43	bD	616	BCR	C5-C6-C7-C8
43	cD	515	BCR	C1-C6-C7-C8
43	zD	101	BCR	C1-C6-C7-C8
43	zD	101	BCR	C5-C6-C7-C8
43	bE	616	BCR	C5-C6-C7-C8
43	cE	515	BCR	C1-C6-C7-C8
43	zE	101	BCR	C1-C6-C7-C8
43	zE	101	BCR	C5-C6-C7-C8
38	c1	501	SQD	C18-C19-C20-C21
38	cD	502	SQD	C18-C19-C20-C21
38	cE	502	SQD	C18-C19-C20-C21
39	BD	618	LMG	C29-C30-C31-C32
39	BE	618	LMG	C29-C30-C31-C32
39	b1	619	LMG	C29-C30-C31-C32
39	bD	619	LMG	C29-C30-C31-C32
39	aE	407	LMG	C29-C30-C31-C32
39	bE	619	LMG	C29-C30-C31-C32
40	jD	101	LMT	O1'-C1-C2-C3
40	jE	101	LMT	O1'-C1-C2-C3
39	BD	618	LMG	C4-C5-C6-O5
39	BE	618	LMG	C4-C5-C6-O5
39	B1	618	LMG	C4-C5-C6-O5
39	b1	619	LMG	C4-C5-C6-O5
39	a1	408	LMG	C29-C30-C31-C32
39	aD	407	LMG	C29-C30-C31-C32
33	YB	201	CYC	C4C-C3C-CAC-CBC
33	KF	201	CYC	C4C-C3C-CAC-CBC
33	SG	201	CYC	C4C-C3C-CAC-CBC
33	KK	201	CYC	C4C-C3C-CAC-CBC
33	SL	201	CYC	C4C-C3C-CAC-CBC
33	Y4	201	CYC	C4C-C3C-CAC-CBC
33	1G	201	CYC	C4C-C3C-CAC-CBC
33	1L	201	CYC	C4C-C3C-CAC-CBC
39	bD	619	LMG	C4-C5-C6-O5
39	bE	619	LMG	C4-C5-C6-O5
33	9F	201	CYC	C2A-CAA-CBA-CGA

Continued on next page...

Continued from previous page...

Mol	Chain	Res	Type	Atoms
33	2G	201	CYC	C2A-CAA-CBA-CGA
33	9K	201	CYC	C2A-CAA-CBA-CGA
33	2L	201	CYC	C2A-CAA-CBA-CGA
39	yE	101	LMG	C21-C22-C23-C24
36	BD	605	CLA	C3-C5-C6-C7
36	BE	605	CLA	C3-C5-C6-C7
36	b1	607	CLA	C3-C5-C6-C7
36	bD	607	CLA	C3-C5-C6-C7
36	bE	607	CLA	C3-C5-C6-C7
39	y1	101	LMG	C21-C22-C23-C24
39	yD	101	LMG	C21-C22-C23-C24
44	c1	516	DGD	C4A-C5A-C6A-C7A
44	cD	516	DGD	C4A-C5A-C6A-C7A
44	cE	516	DGD	C4A-C5A-C6A-C7A
36	BD	603	CLA	C15-C16-C17-C18
36	BE	603	CLA	C15-C16-C17-C18
36	B1	603	CLA	C15-C16-C17-C18
36	b1	605	CLA	C15-C16-C17-C18
36	bD	605	CLA	C15-C16-C17-C18
36	bE	605	CLA	C15-C16-C17-C18
36	CD	510	CLA	O1A-CGA-O2A-C1
36	CD	515	CLA	O1A-CGA-O2A-C1
36	CE	510	CLA	O1A-CGA-O2A-C1
36	CE	515	CLA	O1A-CGA-O2A-C1
36	C1	510	CLA	O1A-CGA-O2A-C1
36	C1	515	CLA	O1A-CGA-O2A-C1
36	b1	610	CLA	O1D-CGD-O2D-CED
40	cD	501	LMT	C3-C4-C5-C6
36	AD	405	CLA	C11-C10-C8-C7
36	BD	604	CLA	C11-C12-C13-C15
36	BD	606	CLA	C6-C7-C8-C10
36	BD	608	CLA	C11-C10-C8-C7
36	BD	608	CLA	C12-C13-C15-C16
36	BD	609	CLA	C12-C13-C15-C16
36	CD	510	CLA	C11-C12-C13-C15
36	CD	513	CLA	C11-C12-C13-C15
36	CD	513	CLA	C12-C13-C15-C16
36	XD	101	CLA	C11-C10-C8-C7
36	AE	405	CLA	C11-C10-C8-C7
36	BE	604	CLA	C11-C12-C13-C15
36	BE	606	CLA	C6-C7-C8-C10
36	BE	608	CLA	C11-C10-C8-C7

Continued on next page...

Continued from previous page...

Mol	Chain	Res	Type	Atoms
36	BE	608	CLA	C12-C13-C15-C16
36	BE	609	CLA	C12-C13-C15-C16
36	CE	510	CLA	C11-C12-C13-C15
36	CE	513	CLA	C11-C12-C13-C15
36	CE	513	CLA	C12-C13-C15-C16
36	XE	101	CLA	C11-C10-C8-C7
36	A1	405	CLA	C11-C10-C8-C7
36	B1	604	CLA	C11-C12-C13-C15
36	B1	606	CLA	C6-C7-C8-C10
36	B1	608	CLA	C11-C10-C8-C7
36	B1	608	CLA	C12-C13-C15-C16
36	B1	609	CLA	C12-C13-C15-C16
36	C1	510	CLA	C11-C12-C13-C15
36	C1	513	CLA	C11-C12-C13-C15
36	C1	513	CLA	C12-C13-C15-C16
36	X1	101	CLA	C11-C10-C8-C7
36	a1	407	CLA	C11-C10-C8-C7
36	b1	606	CLA	C11-C12-C13-C15
36	b1	608	CLA	C6-C7-C8-C10
36	b1	610	CLA	C12-C13-C15-C16
36	c1	509	CLA	C11-C12-C13-C15
36	c1	512	CLA	C11-C12-C13-C15
36	c1	514	CLA	C11-C10-C8-C7
36	d1	403	CLA	C11-C10-C8-C7
36	d1	403	CLA	C12-C13-C15-C16
36	x1	101	CLA	C11-C10-C8-C7
36	aD	406	CLA	C11-C10-C8-C7
36	bD	606	CLA	C11-C12-C13-C15
36	bD	608	CLA	C6-C7-C8-C10
36	bD	610	CLA	C12-C13-C15-C16
36	cD	509	CLA	C11-C12-C13-C15
36	cD	512	CLA	C11-C12-C13-C15
36	cD	514	CLA	C11-C10-C8-C7
36	dD	403	CLA	C11-C10-C8-C7
36	dD	403	CLA	C12-C13-C15-C16
36	xD	101	CLA	C11-C10-C8-C7
36	aE	406	CLA	C11-C10-C8-C7
36	bE	606	CLA	C11-C12-C13-C15
36	bE	608	CLA	C6-C7-C8-C10
36	bE	610	CLA	C12-C13-C15-C16
36	cE	509	CLA	C11-C12-C13-C15
36	cE	512	CLA	C11-C12-C13-C15

Continued on next page...

Continued from previous page...

Mol	Chain	Res	Type	Atoms
36	cE	514	CLA	C11-C10-C8-C7
36	dE	403	CLA	C11-C10-C8-C7
36	dE	403	CLA	C12-C13-C15-C16
36	xE	101	CLA	C11-C10-C8-C7
37	AD	406	PL9	C28-C29-C31-C32
37	AE	406	PL9	C28-C29-C31-C32
37	A1	406	PL9	C28-C29-C31-C32
45	DE	403	PHO	C11-C10-C8-C7
45	A1	412	PHO	C11-C12-C13-C15
45	aE	412	PHO	C6-C7-C8-C10
45	dE	402	PHO	C6-C7-C8-C10
40	A1	413	LMT	C1-C2-C3-C4
40	CD	521	LMT	C3-C4-C5-C6
40	B1	620	LMT	C3-C4-C5-C6
40	C1	520	LMT	C3-C4-C5-C6
40	bE	621	LMT	C3-C4-C5-C6
40	cE	501	LMT	C3-C4-C5-C6
43	CD	519	BCR	C9-C10-C11-C12
43	CE	519	BCR	C9-C10-C11-C12
43	C1	519	BCR	C9-C10-C11-C12
43	c1	515	BCR	C13-C14-C15-C16
43	c1	519	BCR	C9-C10-C11-C12
43	c1	519	BCR	C15-C16-C17-C18
43	c1	519	BCR	C19-C20-C21-C22
43	cD	515	BCR	C13-C14-C15-C16
43	cD	519	BCR	C9-C10-C11-C12
43	cD	519	BCR	C15-C16-C17-C18
43	cD	519	BCR	C19-C20-C21-C22
43	cE	515	BCR	C13-C14-C15-C16
43	cE	519	BCR	C9-C10-C11-C12
43	cE	519	BCR	C15-C16-C17-C18
43	cE	519	BCR	C19-C20-C21-C22
45	A1	412	PHO	C16-C17-C18-C20
40	AD	412	LMT	C1-C2-C3-C4
44	cD	518	DGD	C5B-C6B-C7B-C8B
44	cE	518	DGD	C5B-C6B-C7B-C8B
36	bD	610	CLA	O1D-CGD-O2D-CED
36	bE	610	CLA	O1D-CGD-O2D-CED
36	CD	507	CLA	C5-C6-C7-C8
36	CE	507	CLA	C5-C6-C7-C8
36	C1	507	CLA	C5-C6-C7-C8
40	AE	412	LMT	C1-C2-C3-C4

Continued on next page...

Continued from previous page...

Mol	Chain	Res	Type	Atoms
36	BD	601	CLA	C2A-CAA-CBA-CGA
36	BE	601	CLA	C2A-CAA-CBA-CGA
36	B1	601	CLA	C2A-CAA-CBA-CGA
36	b1	603	CLA	C2A-CAA-CBA-CGA
36	bD	603	CLA	C2A-CAA-CBA-CGA
36	bE	603	CLA	C2A-CAA-CBA-CGA
44	c1	518	DGD	C5B-C6B-C7B-C8B
36	CD	508	CLA	C3-C5-C6-C7
36	CE	508	CLA	C3-C5-C6-C7
36	C1	508	CLA	C3-C5-C6-C7
42	DE	410	LHG	C28-C29-C30-C31
44	h1	104	DGD	C7A-C8A-C9A-CAA
44	hD	104	DGD	C7A-C8A-C9A-CAA
44	hE	104	DGD	C7A-C8A-C9A-CAA
45	DE	401	PHO	C16-C17-C18-C20
45	aD	412	PHO	C16-C17-C18-C20
36	d1	406	CLA	CBA-CGA-O2A-C1
36	dD	406	CLA	CBA-CGA-O2A-C1
36	dE	406	CLA	CBA-CGA-O2A-C1
42	DD	410	LHG	C28-C29-C30-C31
42	D1	409	LHG	C28-C29-C30-C31
42	d1	410	LHG	C28-C29-C30-C31
42	dD	410	LHG	C28-C29-C30-C31
42	dE	410	LHG	C28-C29-C30-C31
36	B1	609	CLA	O1D-CGD-O2D-CED
36	b1	614	CLA	C8-C10-C11-C12
36	bD	614	CLA	C8-C10-C11-C12
36	bE	614	CLA	C8-C10-C11-C12
45	a1	413	PHO	C5-C6-C7-C8
36	AD	405	CLA	CAD-CBD-CGD-O2D
36	BD	601	CLA	CAD-CBD-CGD-O2D
36	BD	606	CLA	CAD-CBD-CGD-O2D
36	BD	612	CLA	CAD-CBD-CGD-O2D
36	ID	101	CLA	CAD-CBD-CGD-O2D
36	AE	405	CLA	CAD-CBD-CGD-O2D
36	BE	601	CLA	CAD-CBD-CGD-O2D
36	BE	606	CLA	CAD-CBD-CGD-O2D
36	BE	612	CLA	CAD-CBD-CGD-O2D
36	IE	101	CLA	CAD-CBD-CGD-O2D
36	A1	405	CLA	CAD-CBD-CGD-O2D
36	B1	601	CLA	CAD-CBD-CGD-O2D
36	B1	606	CLA	CAD-CBD-CGD-O2D

Continued on next page...

Continued from previous page...

Mol	Chain	Res	Type	Atoms
36	B1	612	CLA	CAD-CBD-CGD-O2D
36	I1	101	CLA	CAD-CBD-CGD-O2D
36	a1	407	CLA	CAD-CBD-CGD-O2D
36	b1	603	CLA	CAD-CBD-CGD-O2D
36	b1	608	CLA	CAD-CBD-CGD-O2D
36	b1	613	CLA	CAD-CBD-CGD-O2D
36	c1	513	CLA	CAD-CBD-CGD-O2D
36	aD	406	CLA	CAD-CBD-CGD-O2D
36	bD	603	CLA	CAD-CBD-CGD-O2D
36	bD	608	CLA	CAD-CBD-CGD-O2D
36	bD	613	CLA	CAD-CBD-CGD-O2D
36	cD	513	CLA	CAD-CBD-CGD-O2D
36	aE	406	CLA	CAD-CBD-CGD-O2D
36	bE	603	CLA	CAD-CBD-CGD-O2D
36	bE	608	CLA	CAD-CBD-CGD-O2D
36	bE	613	CLA	CAD-CBD-CGD-O2D
36	cE	513	CLA	CAD-CBD-CGD-O2D
36	BD	613	CLA	C8-C10-C11-C12
36	BE	613	CLA	C8-C10-C11-C12
36	B1	613	CLA	C8-C10-C11-C12
36	DD	406	CLA	CBA-CGA-O2A-C1
36	DE	406	CLA	CBA-CGA-O2A-C1
36	D1	405	CLA	CBA-CGA-O2A-C1
36	BE	609	CLA	O1D-CGD-O2D-CED
36	c1	510	CLA	C4-C3-C5-C6
36	cD	510	CLA	C4-C3-C5-C6
36	cE	510	CLA	C4-C3-C5-C6
38	c1	501	SQD	O5-C1-O6-C44
39	MD	101	LMG	O6-C1-O1-C7
39	ME	101	LMG	O6-C1-O1-C7
39	M1	101	LMG	O6-C1-O1-C7
39	m1	101	LMG	O6-C1-O1-C7
39	mD	101	LMG	O6-C1-O1-C7
39	mE	101	LMG	O6-C1-O1-C7
44	CD	517	DGD	O6D-C1D-O3G-C3G
44	CE	517	DGD	O6D-C1D-O3G-C3G
44	C1	517	DGD	O6D-C1D-O3G-C3G
36	CD	511	CLA	C2-C3-C5-C6
36	CE	511	CLA	C2-C3-C5-C6
36	C1	511	CLA	C2-C3-C5-C6
38	LD	101	SQD	C44-C45-C46-O48
38	LD	102	SQD	C44-C45-C46-O48

Continued on next page...

Continued from previous page...

Mol	Chain	Res	Type	Atoms
38	LE	101	SQD	C44-C45-C46-O48
38	LE	102	SQD	C44-C45-C46-O48
38	L1	101	SQD	C44-C45-C46-O48
38	L1	102	SQD	C44-C45-C46-O48
38	c1	501	SQD	O6-C44-C45-C46
38	cD	502	SQD	O6-C44-C45-C46
38	cE	502	SQD	O6-C44-C45-C46
39	AD	408	LMG	C7-C8-C9-O8
39	AE	408	LMG	C7-C8-C9-O8
39	A1	408	LMG	C7-C8-C9-O8
44	HD	102	DGD	O1G-C1G-C2G-C3G
44	HE	102	DGD	O1G-C1G-C2G-C3G
44	H1	102	DGD	O1G-C1G-C2G-C3G
36	CD	503	CLA	C13-C15-C16-C17
36	CE	503	CLA	C13-C15-C16-C17
36	C1	503	CLA	C13-C15-C16-C17
36	BD	603	CLA	C3-C5-C6-C7
36	BE	603	CLA	C3-C5-C6-C7
36	b1	605	CLA	C3-C5-C6-C7
36	bE	605	CLA	C3-C5-C6-C7
33	aF	201	CYC	C4B-C3B-CAB-CBB
33	fF	201	CYC	C4B-C3B-CAB-CBB
33	jF	201	CYC	C4B-C3B-CAB-CBB
33	aK	201	CYC	C4B-C3B-CAB-CBB
33	fK	201	CYC	C4B-C3B-CAB-CBB
33	jK	201	CYC	C4B-C3B-CAB-CBB
36	BD	609	CLA	O1D-CGD-O2D-CED
36	CD	504	CLA	CBA-CGA-O2A-C1
36	CE	504	CLA	CBA-CGA-O2A-C1
42	DD	410	LHG	O2-C2-C3-O3
42	DE	410	LHG	O2-C2-C3-O3
42	D1	409	LHG	O2-C2-C3-O3
42	d1	410	LHG	O2-C2-C3-O3
42	dD	410	LHG	O2-C2-C3-O3
42	dE	410	LHG	O2-C2-C3-O3
36	BD	602	CLA	CHA-CBD-CGD-O1D
36	BD	603	CLA	CHA-CBD-CGD-O1D
36	BD	604	CLA	CHA-CBD-CGD-O1D
36	BD	604	CLA	CHA-CBD-CGD-O2D
36	BD	608	CLA	CHA-CBD-CGD-O1D
36	BD	610	CLA	CHA-CBD-CGD-O1D
36	BD	610	CLA	CHA-CBD-CGD-O2D

Continued on next page...

Continued from previous page...

Mol	Chain	Res	Type	Atoms
36	CD	503	CLA	CHA-CBD-CGD-O1D
36	CD	503	CLA	CHA-CBD-CGD-O2D
36	CD	510	CLA	CHA-CBD-CGD-O1D
36	CD	510	CLA	CHA-CBD-CGD-O2D
36	BE	602	CLA	CHA-CBD-CGD-O1D
36	BE	603	CLA	CHA-CBD-CGD-O1D
36	BE	604	CLA	CHA-CBD-CGD-O1D
36	BE	604	CLA	CHA-CBD-CGD-O2D
36	BE	608	CLA	CHA-CBD-CGD-O1D
36	BE	610	CLA	CHA-CBD-CGD-O1D
36	BE	610	CLA	CHA-CBD-CGD-O2D
36	CE	503	CLA	CHA-CBD-CGD-O1D
36	CE	503	CLA	CHA-CBD-CGD-O2D
36	CE	510	CLA	CHA-CBD-CGD-O1D
36	CE	510	CLA	CHA-CBD-CGD-O2D
36	B1	602	CLA	CHA-CBD-CGD-O1D
36	B1	603	CLA	CHA-CBD-CGD-O1D
36	B1	604	CLA	CHA-CBD-CGD-O1D
36	B1	604	CLA	CHA-CBD-CGD-O2D
36	B1	610	CLA	CHA-CBD-CGD-O1D
36	B1	610	CLA	CHA-CBD-CGD-O2D
36	C1	503	CLA	CHA-CBD-CGD-O1D
36	C1	503	CLA	CHA-CBD-CGD-O2D
36	C1	510	CLA	CHA-CBD-CGD-O1D
36	C1	510	CLA	CHA-CBD-CGD-O2D
36	b1	604	CLA	CHA-CBD-CGD-O1D
36	b1	606	CLA	CHA-CBD-CGD-O1D
36	b1	606	CLA	CHA-CBD-CGD-O2D
36	b1	611	CLA	CHA-CBD-CGD-O1D
36	b1	611	CLA	CHA-CBD-CGD-O2D
36	c1	510	CLA	CHA-CBD-CGD-O1D
36	c1	511	CLA	CHA-CBD-CGD-O1D
36	bD	604	CLA	CHA-CBD-CGD-O1D
36	bD	606	CLA	CHA-CBD-CGD-O1D
36	bD	606	CLA	CHA-CBD-CGD-O2D
36	bD	611	CLA	CHA-CBD-CGD-O1D
36	bD	611	CLA	CHA-CBD-CGD-O2D
36	cD	510	CLA	CHA-CBD-CGD-O1D
36	cD	511	CLA	CHA-CBD-CGD-O1D
36	bE	604	CLA	CHA-CBD-CGD-O1D
36	bE	606	CLA	CHA-CBD-CGD-O1D
36	bE	606	CLA	CHA-CBD-CGD-O2D

Continued on next page...

Continued from previous page...

Mol	Chain	Res	Type	Atoms
36	bE	611	CLA	CHA-CBD-CGD-O1D
36	bE	611	CLA	CHA-CBD-CGD-O2D
36	cE	510	CLA	CHA-CBD-CGD-O1D
36	cE	511	CLA	CHA-CBD-CGD-O1D
36	B1	603	CLA	C3-C5-C6-C7
36	bD	605	CLA	C3-C5-C6-C7
39	MD	101	LMG	C2-C1-O1-C7
39	ME	101	LMG	C2-C1-O1-C7
39	M1	101	LMG	C2-C1-O1-C7
39	m1	101	LMG	C2-C1-O1-C7
39	mD	101	LMG	C2-C1-O1-C7
39	mE	101	LMG	C2-C1-O1-C7
38	BD	621	SQD	O47-C45-C46-O48
38	BE	621	SQD	O47-C45-C46-O48
38	B1	622	SQD	O47-C45-C46-O48
39	M1	101	LMG	O1-C7-C8-O7
39	m1	101	LMG	O1-C7-C8-O7
39	mD	101	LMG	O1-C7-C8-O7
39	mE	101	LMG	O1-C7-C8-O7
42	BD	620	LHG	O7-C5-C6-O8
42	BE	620	LHG	O7-C5-C6-O8
42	B1	621	LHG	O7-C5-C6-O8
42	l1	101	LHG	O7-C5-C6-O8
42	lD	101	LHG	O7-C5-C6-O8
42	lE	101	LHG	O7-C5-C6-O8
36	C1	504	CLA	CBA-CGA-O2A-C1
39	CD	522	LMG	C31-C32-C33-C34
39	CE	520	LMG	C31-C32-C33-C34
39	C1	521	LMG	C31-C32-C33-C34
39	D1	410	LMG	C29-C30-C31-C32
39	d1	411	LMG	C29-C30-C31-C32
39	dD	411	LMG	C29-C30-C31-C32
39	dE	411	LMG	C29-C30-C31-C32
36	XE	101	CLA	C15-C16-C17-C18
36	X1	101	CLA	C15-C16-C17-C18
36	xD	101	CLA	C15-C16-C17-C18
36	CD	511	CLA	C4-C3-C5-C6
36	CE	511	CLA	C4-C3-C5-C6
36	C1	511	CLA	C4-C3-C5-C6
36	c1	511	CLA	C4-C3-C5-C6
36	cD	511	CLA	C4-C3-C5-C6
36	cE	511	CLA	C4-C3-C5-C6

Continued on next page...

Continued from previous page...

Mol	Chain	Res	Type	Atoms
39	DD	411	LMG	C29-C30-C31-C32
39	DE	411	LMG	C29-C30-C31-C32
36	BD	607	CLA	O1A-CGA-O2A-C1
36	BE	607	CLA	O1A-CGA-O2A-C1
36	B1	607	CLA	O1A-CGA-O2A-C1
36	b1	609	CLA	O1A-CGA-O2A-C1
36	bD	609	CLA	O1A-CGA-O2A-C1
36	bE	609	CLA	O1A-CGA-O2A-C1
45	DE	401	PHO	O1A-CGA-O2A-C1
45	A1	412	PHO	O1A-CGA-O2A-C1
45	aD	412	PHO	O1A-CGA-O2A-C1
36	c1	510	CLA	C2-C3-C5-C6
36	cD	510	CLA	C2-C3-C5-C6
36	cE	510	CLA	C2-C3-C5-C6
33	w4	201	CYC	C2B-C3B-CAB-CBB
36	XD	101	CLA	C15-C16-C17-C18
36	x1	101	CLA	C15-C16-C17-C18
36	xE	101	CLA	C15-C16-C17-C18
36	BD	606	CLA	C6-C7-C8-C9
36	BE	606	CLA	C6-C7-C8-C9
36	B1	606	CLA	C6-C7-C8-C9
36	b1	608	CLA	C6-C7-C8-C9
36	c1	507	CLA	C14-C13-C15-C16
36	c1	509	CLA	C11-C12-C13-C14
36	bD	608	CLA	C6-C7-C8-C9
36	cD	507	CLA	C14-C13-C15-C16
36	cD	509	CLA	C11-C12-C13-C14
36	bE	608	CLA	C6-C7-C8-C9
36	cE	507	CLA	C14-C13-C15-C16
36	cE	509	CLA	C11-C12-C13-C14
45	DE	403	PHO	C11-C12-C13-C14
44	JE	101	DGD	CCA-CDA-CEA-CFA
36	CD	504	CLA	O1A-CGA-O2A-C1
36	C1	504	CLA	O1A-CGA-O2A-C1
33	wB	201	CYC	C2B-C3B-CAB-CBB
44	JD	101	DGD	CCA-CDA-CEA-CFA
44	J1	101	DGD	CCA-CDA-CEA-CFA
36	BD	604	CLA	C15-C16-C17-C18
36	BD	611	CLA	C8-C10-C11-C12
36	BE	604	CLA	C15-C16-C17-C18
36	BE	611	CLA	C8-C10-C11-C12
36	B1	604	CLA	C15-C16-C17-C18

Continued on next page...

Continued from previous page...

Mol	Chain	Res	Type	Atoms
36	B1	611	CLA	C8-C10-C11-C12
36	b1	606	CLA	C15-C16-C17-C18
36	b1	612	CLA	C8-C10-C11-C12
36	bD	606	CLA	C15-C16-C17-C18
36	bD	612	CLA	C8-C10-C11-C12
36	bE	606	CLA	C15-C16-C17-C18
36	bE	612	CLA	C8-C10-C11-C12
38	BD	621	SQD	C4-C5-C6-S
38	BE	621	SQD	C4-C5-C6-S
38	B1	622	SQD	C4-C5-C6-S
36	AD	404	CLA	C2A-CAA-CBA-CGA
36	AE	404	CLA	C2A-CAA-CBA-CGA
36	A1	404	CLA	C2A-CAA-CBA-CGA
36	CE	504	CLA	O1A-CGA-O2A-C1
40	i1	102	LMT	C7-C8-C9-C10
40	iD	103	LMT	C7-C8-C9-C10
40	iE	103	LMT	C7-C8-C9-C10
44	h1	104	DGD	CCA-CDA-CEA-CFA
43	BD	617	BCR	C21-C22-C23-C24
43	BE	617	BCR	C21-C22-C23-C24
43	B1	617	BCR	C21-C22-C23-C24
43	I1	102	BCR	C17-C18-C19-C20
43	b1	618	BCR	C21-C22-C23-C24
43	i1	101	BCR	C7-C8-C9-C10
43	bD	618	BCR	C21-C22-C23-C24
43	iD	102	BCR	C7-C8-C9-C10
43	bE	618	BCR	C21-C22-C23-C24
43	iE	102	BCR	C7-C8-C9-C10
44	hD	104	DGD	CCA-CDA-CEA-CFA
44	hE	104	DGD	CCA-CDA-CEA-CFA
36	CD	507	CLA	C1A-C2A-CAA-CBA
36	CD	509	CLA	C1A-C2A-CAA-CBA
36	CD	513	CLA	C1A-C2A-CAA-CBA
36	CE	507	CLA	C1A-C2A-CAA-CBA
36	CE	509	CLA	C1A-C2A-CAA-CBA
36	CE	513	CLA	C1A-C2A-CAA-CBA
36	C1	507	CLA	C1A-C2A-CAA-CBA
36	C1	509	CLA	C1A-C2A-CAA-CBA
36	C1	513	CLA	C1A-C2A-CAA-CBA
36	c1	503	CLA	C1A-C2A-CAA-CBA
36	cD	504	CLA	C1A-C2A-CAA-CBA
36	cE	504	CLA	C1A-C2A-CAA-CBA

Continued on next page...

Continued from previous page...

Mol	Chain	Res	Type	Atoms
36	iE	101	CLA	C1A-C2A-CAA-CBA
45	d1	402	PHO	C8-C10-C11-C12
44	c1	518	DGD	C5A-C6A-C7A-C8A
44	cD	518	DGD	C5A-C6A-C7A-C8A
44	cE	518	DGD	C5A-C6A-C7A-C8A
43	b1	617	BCR	C19-C20-C21-C22
43	bD	617	BCR	C19-C20-C21-C22
43	bE	617	BCR	C19-C20-C21-C22
36	AD	404	CLA	O1A-CGA-O2A-C1
36	AE	404	CLA	O1A-CGA-O2A-C1
42	a1	412	LHG	C3-O3-P-O6
42	aD	411	LHG	C3-O3-P-O6
42	aE	411	LHG	C3-O3-P-O6
45	DD	401	PHO	O1D-CGD-O2D-CED
37	a1	409	PL9	C33-C34-C36-C37
37	aD	408	PL9	C33-C34-C36-C37
37	aE	408	PL9	C33-C34-C36-C37
36	DE	406	CLA	O1A-CGA-O2A-C1
36	d1	406	CLA	O1A-CGA-O2A-C1
36	dD	406	CLA	O1A-CGA-O2A-C1
36	dE	406	CLA	O1A-CGA-O2A-C1
36	A1	404	CLA	O1A-CGA-O2A-C1
42	AD	411	LHG	C4-O6-P-O4
42	BD	620	LHG	C4-O6-P-O5
42	DD	410	LHG	C4-O6-P-O4
42	AE	411	LHG	C4-O6-P-O4
42	BE	620	LHG	C4-O6-P-O5
42	DE	410	LHG	C4-O6-P-O4
42	A1	411	LHG	C4-O6-P-O4
42	B1	621	LHG	C4-O6-P-O5
42	D1	409	LHG	C4-O6-P-O4
42	a1	412	LHG	C3-O3-P-O4
42	d1	410	LHG	C4-O6-P-O4
42	e1	101	LHG	C3-O3-P-O5
42	l1	101	LHG	C4-O6-P-O5
42	aD	411	LHG	C3-O3-P-O4
42	dD	410	LHG	C4-O6-P-O4
42	eD	101	LHG	C3-O3-P-O5
42	lD	101	LHG	C4-O6-P-O5
42	aE	411	LHG	C3-O3-P-O4
42	dE	410	LHG	C4-O6-P-O4
42	eE	101	LHG	C3-O3-P-O5

Continued on next page...

Continued from previous page...

Mol	Chain	Res	Type	Atoms
42	lE	101	LHG	C4-O6-P-O5
38	cD	502	SQD	O5-C1-O6-C44
38	cE	502	SQD	O5-C1-O6-C44
40	BD	619	LMT	C6-C7-C8-C9
40	B1	619	LMT	C6-C7-C8-C9
40	b1	620	LMT	C6-C7-C8-C9
36	DD	406	CLA	O1A-CGA-O2A-C1
36	D1	405	CLA	O1A-CGA-O2A-C1
36	CD	512	CLA	O1D-CGD-O2D-CED
40	BE	619	LMT	C6-C7-C8-C9
40	bD	620	LMT	C6-C7-C8-C9
40	bE	620	LMT	C6-C7-C8-C9
36	BD	602	CLA	C10-C11-C12-C13
36	BE	602	CLA	C10-C11-C12-C13
36	B1	602	CLA	C10-C11-C12-C13
36	b1	604	CLA	C10-C11-C12-C13
36	bD	604	CLA	C10-C11-C12-C13
36	bE	604	CLA	C10-C11-C12-C13
33	OB	201	CYC	C2A-CAA-CBA-CGA
33	O4	201	CYC	C2A-CAA-CBA-CGA
44	CD	518	DGD	CDB-CEB-CFB-CGB
44	JD	101	DGD	C6A-C7A-C8A-C9A
44	CE	518	DGD	CDB-CEB-CFB-CGB
44	JE	101	DGD	C6A-C7A-C8A-C9A
33	6G	201	CYC	C2B-C3B-CAB-CBB
44	C1	518	DGD	CDB-CEB-CFB-CGB
44	J1	101	DGD	C6A-C7A-C8A-C9A
36	C1	512	CLA	O1D-CGD-O2D-CED
36	BD	604	CLA	CAD-CBD-CGD-O1D
36	BD	607	CLA	CAD-CBD-CGD-O1D
36	BD	613	CLA	CAD-CBD-CGD-O1D
36	CD	503	CLA	CAD-CBD-CGD-O1D
36	CD	506	CLA	CAD-CBD-CGD-O1D
36	CD	508	CLA	CAD-CBD-CGD-O1D
36	CD	511	CLA	CAD-CBD-CGD-O1D
36	HD	103	CLA	CAD-CBD-CGD-O1D
36	BE	604	CLA	CAD-CBD-CGD-O1D
36	BE	607	CLA	CAD-CBD-CGD-O1D
36	BE	613	CLA	CAD-CBD-CGD-O1D
36	CE	503	CLA	CAD-CBD-CGD-O1D
36	CE	506	CLA	CAD-CBD-CGD-O1D
36	CE	508	CLA	CAD-CBD-CGD-O1D

Continued on next page...

Continued from previous page...

Mol	Chain	Res	Type	Atoms
36	CE	511	CLA	CAD-CBD-CGD-O1D
36	HE	103	CLA	CAD-CBD-CGD-O1D
36	B1	604	CLA	CAD-CBD-CGD-O1D
36	B1	607	CLA	CAD-CBD-CGD-O1D
36	B1	613	CLA	CAD-CBD-CGD-O1D
36	C1	503	CLA	CAD-CBD-CGD-O1D
36	C1	506	CLA	CAD-CBD-CGD-O1D
36	C1	508	CLA	CAD-CBD-CGD-O1D
36	C1	511	CLA	CAD-CBD-CGD-O1D
36	H1	103	CLA	CAD-CBD-CGD-O1D
36	b1	606	CLA	CAD-CBD-CGD-O1D
36	b1	609	CLA	CAD-CBD-CGD-O1D
36	b1	614	CLA	CAD-CBD-CGD-O1D
36	c1	510	CLA	CAD-CBD-CGD-O1D
36	c1	511	CLA	CAD-CBD-CGD-O1D
36	h1	101	CLA	CAD-CBD-CGD-O1D
36	bD	606	CLA	CAD-CBD-CGD-O1D
36	bD	609	CLA	CAD-CBD-CGD-O1D
36	bD	614	CLA	CAD-CBD-CGD-O1D
36	cD	510	CLA	CAD-CBD-CGD-O1D
36	cD	511	CLA	CAD-CBD-CGD-O1D
36	hD	101	CLA	CAD-CBD-CGD-O1D
36	bE	606	CLA	CAD-CBD-CGD-O1D
36	bE	609	CLA	CAD-CBD-CGD-O1D
36	bE	614	CLA	CAD-CBD-CGD-O1D
36	cE	510	CLA	CAD-CBD-CGD-O1D
36	cE	511	CLA	CAD-CBD-CGD-O1D
36	hE	101	CLA	CAD-CBD-CGD-O1D
38	AD	407	SQD	C5-C6-S-O9
38	AE	407	SQD	C5-C6-S-O9
38	A1	407	SQD	C5-C6-S-O9
38	c1	501	SQD	C5-C6-S-O7
38	d1	414	SQD	O5-C5-C6-S
38	h1	103	SQD	C5-C6-S-O7
38	cD	502	SQD	C5-C6-S-O7
38	hD	103	SQD	C5-C6-S-O7
38	cE	502	SQD	C5-C6-S-O7
38	hE	103	SQD	C5-C6-S-O7
36	CD	511	CLA	C8-C10-C11-C12
36	CE	511	CLA	C8-C10-C11-C12
36	C1	511	CLA	C8-C10-C11-C12
33	6L	201	CYC	C2B-C3B-CAB-CBB

Continued on next page...

Continued from previous page...

Mol	Chain	Res	Type	Atoms
36	CE	512	CLA	O1D-CGD-O2D-CED
42	DD	409	LHG	C18-C19-C20-C21
42	DE	409	LHG	C18-C19-C20-C21
42	D1	408	LHG	C18-C19-C20-C21
42	dD	409	LHG	C18-C19-C20-C21
36	BD	603	CLA	C4-C3-C5-C6
36	BE	603	CLA	C4-C3-C5-C6
36	B1	603	CLA	C4-C3-C5-C6
36	b1	605	CLA	C4-C3-C5-C6
36	bD	605	CLA	C4-C3-C5-C6
36	bE	605	CLA	C4-C3-C5-C6
36	AD	405	CLA	C12-C13-C15-C16
36	BD	603	CLA	C6-C7-C8-C10
36	CD	511	CLA	C3A-C2A-CAA-CBA
36	CD	512	CLA	C6-C7-C8-C10
36	XD	101	CLA	C12-C13-C15-C16
36	AE	405	CLA	C12-C13-C15-C16
36	BE	603	CLA	C6-C7-C8-C10
36	CE	511	CLA	C3A-C2A-CAA-CBA
36	CE	512	CLA	C6-C7-C8-C10
36	XE	101	CLA	C12-C13-C15-C16
36	A1	405	CLA	C12-C13-C15-C16
36	B1	603	CLA	C6-C7-C8-C10
36	C1	511	CLA	C3A-C2A-CAA-CBA
36	C1	512	CLA	C6-C7-C8-C10
36	X1	101	CLA	C12-C13-C15-C16
36	b1	605	CLA	C6-C7-C8-C10
36	c1	505	CLA	C11-C10-C8-C7
36	c1	512	CLA	C12-C13-C15-C16
36	x1	101	CLA	C12-C13-C15-C16
36	bD	605	CLA	C6-C7-C8-C10
36	cD	506	CLA	C11-C10-C8-C7
36	cD	512	CLA	C12-C13-C15-C16
36	xD	101	CLA	C12-C13-C15-C16
36	bE	605	CLA	C6-C7-C8-C10
36	cE	506	CLA	C11-C10-C8-C7
36	cE	512	CLA	C12-C13-C15-C16
36	xE	101	CLA	C12-C13-C15-C16
45	DD	403	PHO	C6-C7-C8-C10
45	DE	401	PHO	C11-C12-C13-C15
45	DE	403	PHO	C6-C7-C8-C10
45	D1	402	PHO	C11-C10-C8-C7

Continued on next page...

Continued from previous page...

Mol	Chain	Res	Type	Atoms
42	d1	409	LHG	C18-C19-C20-C21
42	dE	409	LHG	C18-C19-C20-C21
43	BD	616	BCR	C19-C20-C21-C22
43	CD	516	BCR	C9-C10-C11-C12
43	BE	616	BCR	C19-C20-C21-C22
43	CE	516	BCR	C9-C10-C11-C12
43	B1	616	BCR	C19-C20-C21-C22
43	C1	516	BCR	C9-C10-C11-C12
36	a1	406	CLA	C10-C11-C12-C13
36	b1	605	CLA	C10-C11-C12-C13
36	c1	512	CLA	C5-C6-C7-C8
36	aD	405	CLA	C10-C11-C12-C13
36	bD	605	CLA	C10-C11-C12-C13
36	cD	512	CLA	C5-C6-C7-C8
36	aE	405	CLA	C10-C11-C12-C13
42	DD	410	LHG	C17-C18-C19-C20
42	d1	410	LHG	C17-C18-C19-C20
42	dD	410	LHG	C17-C18-C19-C20
42	dE	410	LHG	C17-C18-C19-C20
42	DE	410	LHG	C17-C18-C19-C20
42	D1	409	LHG	C17-C18-C19-C20
36	BD	603	CLA	C10-C11-C12-C13
36	BE	603	CLA	C10-C11-C12-C13
36	B1	603	CLA	C10-C11-C12-C13
36	c1	506	CLA	C5-C6-C7-C8
36	bE	605	CLA	C10-C11-C12-C13
36	cE	512	CLA	C5-C6-C7-C8
39	AD	408	LMG	C28-C29-C30-C31
39	AE	408	LMG	C28-C29-C30-C31
39	A1	408	LMG	C28-C29-C30-C31
36	iD	101	CLA	C5-C6-C7-C8
38	h1	103	SQD	C44-C45-C46-O48
38	hD	103	SQD	C44-C45-C46-O48
38	hE	103	SQD	C44-C45-C46-O48
40	B1	619	LMT	C1-C2-C3-C4
40	bE	620	LMT	C1-C2-C3-C4
39	CD	502	LMG	O7-C8-C9-O8
39	CE	502	LMG	O7-C8-C9-O8
39	C1	502	LMG	O7-C8-C9-O8
44	c1	516	DGD	O1G-C1G-C2G-O2G
44	cD	516	DGD	O1G-C1G-C2G-O2G
44	cE	516	DGD	O1G-C1G-C2G-O2G

Continued on next page...

Continued from previous page...

Mol	Chain	Res	Type	Atoms
40	BD	619	LMT	C1-C2-C3-C4
40	BE	619	LMT	C1-C2-C3-C4
40	b1	620	LMT	C1-C2-C3-C4
40	bD	620	LMT	C1-C2-C3-C4
44	c1	517	DGD	C5D-C6D-O5D-C1E
44	cD	517	DGD	C5D-C6D-O5D-C1E
44	cE	517	DGD	C5D-C6D-O5D-C1E
36	iE	101	CLA	C5-C6-C7-C8
44	JD	101	DGD	CBA-CCA-CDA-CEA
44	JE	101	DGD	CBA-CCA-CDA-CEA
44	J1	101	DGD	CBA-CCA-CDA-CEA
36	CD	511	CLA	C5-C6-C7-C8
36	CE	511	CLA	C5-C6-C7-C8
36	C1	511	CLA	C5-C6-C7-C8
36	XD	101	CLA	C4-C3-C5-C6
36	XE	101	CLA	C4-C3-C5-C6
36	X1	101	CLA	C4-C3-C5-C6
36	x1	101	CLA	C4-C3-C5-C6
38	BD	621	SQD	C24-C23-O48-C46
38	BE	621	SQD	C24-C23-O48-C46
38	B1	622	SQD	C24-C23-O48-C46
42	AD	411	LHG	C24-C23-O8-C6
42	AE	411	LHG	C24-C23-O8-C6
42	A1	411	LHG	C24-C23-O8-C6
36	c1	511	CLA	C2-C3-C5-C6
36	cD	511	CLA	C2-C3-C5-C6
36	cE	511	CLA	C2-C3-C5-C6
36	BD	604	CLA	C11-C12-C13-C14
36	BD	612	CLA	C6-C7-C8-C9
36	BD	613	CLA	C14-C13-C15-C16
36	CD	510	CLA	C11-C12-C13-C14
36	CD	513	CLA	C14-C13-C15-C16
36	BE	604	CLA	C11-C12-C13-C14
36	BE	612	CLA	C6-C7-C8-C9
36	BE	613	CLA	C14-C13-C15-C16
36	CE	510	CLA	C11-C12-C13-C14
36	CE	513	CLA	C14-C13-C15-C16
36	B1	604	CLA	C11-C12-C13-C14
36	B1	612	CLA	C6-C7-C8-C9
36	B1	613	CLA	C14-C13-C15-C16
36	C1	510	CLA	C11-C12-C13-C14
36	C1	513	CLA	C14-C13-C15-C16

Continued on next page...

Continued from previous page...

Mol	Chain	Res	Type	Atoms
36	b1	606	CLA	C11-C12-C13-C14
36	b1	613	CLA	C6-C7-C8-C9
36	b1	614	CLA	C14-C13-C15-C16
36	c1	514	CLA	C11-C10-C8-C9
36	bD	606	CLA	C11-C12-C13-C14
36	bD	613	CLA	C6-C7-C8-C9
36	bD	614	CLA	C14-C13-C15-C16
36	cD	514	CLA	C11-C10-C8-C9
36	bE	606	CLA	C11-C12-C13-C14
36	bE	613	CLA	C6-C7-C8-C9
36	bE	614	CLA	C14-C13-C15-C16
36	cE	514	CLA	C11-C10-C8-C9
45	DE	401	PHO	C6-C7-C8-C9
45	dE	402	PHO	C11-C10-C8-C9
36	CD	507	CLA	O1D-CGD-O2D-CED
36	CE	507	CLA	O1D-CGD-O2D-CED
36	IE	101	CLA	C10-C11-C12-C13
37	a1	409	PL9	C24-C26-C27-C28
37	aD	408	PL9	C24-C26-C27-C28
37	aE	408	PL9	C24-C26-C27-C28
33	TB	201	CYC	C3D-CAD-CBD-CGD
33	HG	201	CYC	C2A-CAA-CBA-CGA
33	IG	201	CYC	C2A-CAA-CBA-CGA
33	HL	201	CYC	C2A-CAA-CBA-CGA
33	IL	201	CYC	C2A-CAA-CBA-CGA
33	T4	201	CYC	C3D-CAD-CBD-CGD
33	nF	202	CYC	C2A-CAA-CBA-CGA
33	nK	202	CYC	C2A-CAA-CBA-CGA
47	ED	101	HEM	C3D-CAD-CBD-CGD
47	EE	101	HEM	C3D-CAD-CBD-CGD
47	E1	101	HEM	C3D-CAD-CBD-CGD
47	f1	101	HEM	C3D-CAD-CBD-CGD
47	fD	101	HEM	C3D-CAD-CBD-CGD
47	fE	101	HEM	C3D-CAD-CBD-CGD
38	BD	621	SQD	O10-C23-O48-C46
36	ID	101	CLA	C10-C11-C12-C13
36	I1	101	CLA	C10-C11-C12-C13
43	ZD	101	BCR	C18-C19-C20-C21
43	ZE	101	BCR	C18-C19-C20-C21
43	Z1	101	BCR	C18-C19-C20-C21
43	z1	101	BCR	C18-C19-C20-C21
43	zD	101	BCR	C18-C19-C20-C21

Continued on next page...

Continued from previous page...

Mol	Chain	Res	Type	Atoms
43	zE	101	BCR	C18-C19-C20-C21
38	BE	621	SQD	O10-C23-O48-C46
38	B1	622	SQD	O10-C23-O48-C46
39	DD	411	LMG	C32-C33-C34-C35
39	D1	410	LMG	C32-C33-C34-C35
36	C1	507	CLA	O1D-CGD-O2D-CED
43	ID	102	BCR	C17-C18-C19-C20
43	IE	102	BCR	C17-C18-C19-C20
36	CD	509	CLA	C13-C15-C16-C17
36	CE	509	CLA	C13-C15-C16-C17
36	C1	509	CLA	C13-C15-C16-C17
45	D1	402	PHO	C13-C15-C16-C17
39	DE	411	LMG	C32-C33-C34-C35
39	dD	411	LMG	C32-C33-C34-C35
39	dE	411	LMG	C32-C33-C34-C35
36	BD	602	CLA	C2B-C3B-CAB-CBB
36	CD	509	CLA	C2B-C3B-CAB-CBB
36	CD	512	CLA	C2B-C3B-CAB-CBB
36	BE	602	CLA	C2B-C3B-CAB-CBB
36	CE	509	CLA	C2B-C3B-CAB-CBB
36	CE	512	CLA	C2B-C3B-CAB-CBB
36	B1	602	CLA	C2B-C3B-CAB-CBB
36	C1	509	CLA	C2B-C3B-CAB-CBB
36	C1	512	CLA	C2B-C3B-CAB-CBB
36	b1	604	CLA	C2B-C3B-CAB-CBB
36	bD	604	CLA	C2B-C3B-CAB-CBB
36	bE	604	CLA	C2B-C3B-CAB-CBB
39	d1	411	LMG	C32-C33-C34-C35
36	xD	101	CLA	C4-C3-C5-C6
36	xE	101	CLA	C4-C3-C5-C6
37	AD	406	PL9	C45-C44-C46-C47
39	MD	101	LMG	O7-C10-C11-C12
39	ME	101	LMG	O7-C10-C11-C12
39	M1	101	LMG	O7-C10-C11-C12
39	m1	101	LMG	O7-C10-C11-C12
39	mD	101	LMG	O7-C10-C11-C12
39	mE	101	LMG	O7-C10-C11-C12
36	CD	515	CLA	C13-C15-C16-C17
36	CE	515	CLA	C13-C15-C16-C17
36	C1	515	CLA	C13-C15-C16-C17
42	l1	101	LHG	C23-C24-C25-C26
42	lD	101	LHG	C23-C24-C25-C26

Continued on next page...

Continued from previous page...

Mol	Chain	Res	Type	Atoms
39	j1	102	LMG	C11-C12-C13-C14
39	jD	102	LMG	C11-C12-C13-C14
36	c1	510	CLA	C8-C10-C11-C12
36	cD	510	CLA	C8-C10-C11-C12
36	cE	510	CLA	C8-C10-C11-C12
44	CD	517	DGD	O1A-C1A-O1G-C1G
44	CE	517	DGD	O1A-C1A-O1G-C1G
44	C1	517	DGD	O1A-C1A-O1G-C1G
39	jE	102	LMG	C11-C12-C13-C14
42	aE	411	LHG	C29-C30-C31-C32
40	BD	622	LMT	C4'-C5'-C6'-O6'
40	BE	622	LMT	C4'-C5'-C6'-O6'
38	cE	502	SQD	C10-C11-C12-C13
39	M1	101	LMG	C31-C32-C33-C34
42	a1	412	LHG	C29-C30-C31-C32
42	aD	411	LHG	C29-C30-C31-C32
40	a1	401	LMT	C4'-C5'-C6'-O6'
36	BD	603	CLA	C2A-CAA-CBA-CGA
36	BD	613	CLA	C2A-CAA-CBA-CGA
36	BE	603	CLA	C2A-CAA-CBA-CGA
36	BE	613	CLA	C2A-CAA-CBA-CGA
36	B1	603	CLA	C2A-CAA-CBA-CGA
36	B1	613	CLA	C2A-CAA-CBA-CGA
36	b1	605	CLA	C2A-CAA-CBA-CGA
36	b1	614	CLA	C2A-CAA-CBA-CGA
36	bD	605	CLA	C2A-CAA-CBA-CGA
36	bD	614	CLA	C2A-CAA-CBA-CGA
36	bE	605	CLA	C2A-CAA-CBA-CGA
36	bE	614	CLA	C2A-CAA-CBA-CGA
39	MD	101	LMG	C31-C32-C33-C34
36	DD	405	CLA	CBA-CGA-O2A-C1
36	DE	405	CLA	CBA-CGA-O2A-C1
36	D1	404	CLA	CBA-CGA-O2A-C1
36	d1	405	CLA	CBA-CGA-O2A-C1
36	dD	405	CLA	CBA-CGA-O2A-C1
36	dE	405	CLA	CBA-CGA-O2A-C1
44	CD	517	DGD	C2A-C1A-O1G-C1G
44	CE	517	DGD	C2A-C1A-O1G-C1G
44	C1	517	DGD	C2A-C1A-O1G-C1G
36	c1	510	CLA	C2-C1-O2A-CGA
36	cD	510	CLA	C2-C1-O2A-CGA
36	cE	510	CLA	C2-C1-O2A-CGA

Continued on next page...

Continued from previous page...

Mol	Chain	Res	Type	Atoms
33	GG	201	CYC	C2B-C3B-CAB-CBB
38	c1	501	SQD	C10-C11-C12-C13
38	cD	502	SQD	C10-C11-C12-C13
39	ME	101	LMG	C31-C32-C33-C34
44	hE	104	DGD	C4D-C5D-C6D-O5D
36	D1	404	CLA	O1A-CGA-O2A-C1
33	GL	201	CYC	C2B-C3B-CAB-CBB
39	BD	618	LMG	C22-C23-C24-C25
39	BE	618	LMG	C22-C23-C24-C25
39	B1	618	LMG	C22-C23-C24-C25
39	m1	101	LMG	C31-C32-C33-C34
39	mD	101	LMG	C31-C32-C33-C34
39	mE	101	LMG	C31-C32-C33-C34
42	lE	101	LHG	C23-C24-C25-C26
44	h1	104	DGD	C4D-C5D-C6D-O5D
44	hD	104	DGD	C4D-C5D-C6D-O5D
39	b1	619	LMG	C22-C23-C24-C25
39	bD	619	LMG	C22-C23-C24-C25
39	bE	619	LMG	C22-C23-C24-C25
36	DD	405	CLA	O1A-CGA-O2A-C1
36	DE	405	CLA	O1A-CGA-O2A-C1
36	d1	405	CLA	O1A-CGA-O2A-C1
36	dD	405	CLA	O1A-CGA-O2A-C1
36	dE	405	CLA	O1A-CGA-O2A-C1
42	AD	411	LHG	O10-C23-O8-C6
42	AE	411	LHG	O10-C23-O8-C6
42	A1	411	LHG	O10-C23-O8-C6
36	BD	614	CLA	C5-C6-C7-C8
36	BE	614	CLA	C5-C6-C7-C8
36	B1	614	CLA	C5-C6-C7-C8
37	AE	406	PL9	C45-C44-C46-C47
37	A1	406	PL9	C45-C44-C46-C47
43	c1	515	BCR	C23-C24-C25-C26
43	cD	515	BCR	C23-C24-C25-C26
43	cE	515	BCR	C23-C24-C25-C26
42	BD	620	LHG	O9-C7-O7-C5
42	BE	620	LHG	O9-C7-O7-C5
42	B1	621	LHG	O9-C7-O7-C5
42	l1	101	LHG	O9-C7-O7-C5
42	lD	101	LHG	O9-C7-O7-C5
42	lE	101	LHG	O9-C7-O7-C5
45	dE	402	PHO	C8-C10-C11-C12

Continued on next page...

Continued from previous page...

Mol	Chain	Res	Type	Atoms
42	l1	101	LHG	C5-C6-O8-C23
42	lE	101	LHG	C5-C6-O8-C23
42	BD	620	LHG	C23-C24-C25-C26
42	BE	620	LHG	C23-C24-C25-C26
44	h1	104	DGD	O2G-C1B-C2B-C3B
44	hD	104	DGD	O2G-C1B-C2B-C3B
44	hE	104	DGD	O2G-C1B-C2B-C3B
36	b1	615	CLA	C5-C6-C7-C8
36	bD	615	CLA	C5-C6-C7-C8
36	bE	615	CLA	C5-C6-C7-C8
33	SB	201	CYC	C2A-CAA-CBA-CGA
33	S4	201	CYC	C2A-CAA-CBA-CGA
42	B1	621	LHG	C23-C24-C25-C26
42	B1	621	LHG	C5-C6-O8-C23
42	lD	101	LHG	C5-C6-O8-C23
38	CD	501	SQD	O47-C45-C46-O48
38	CE	501	SQD	O47-C45-C46-O48
38	C1	501	SQD	O47-C45-C46-O48
39	CD	502	LMG	O1-C7-C8-O7
39	CE	502	LMG	O1-C7-C8-O7
39	C1	502	LMG	O1-C7-C8-O7
44	CD	517	DGD	O1G-C1G-C2G-O2G
44	CE	517	DGD	O1G-C1G-C2G-O2G
44	C1	517	DGD	O1G-C1G-C2G-O2G
44	h1	104	DGD	O1G-C1G-C2G-O2G
44	hD	104	DGD	O1G-C1G-C2G-O2G
44	hE	104	DGD	O1G-C1G-C2G-O2G
38	cD	502	SQD	C25-C26-C27-C28
38	cE	502	SQD	C25-C26-C27-C28
42	a1	412	LHG	C4-O6-P-O3
42	aD	411	LHG	C4-O6-P-O3
42	aE	411	LHG	C4-O6-P-O3
44	cE	516	DGD	C2A-C3A-C4A-C5A
38	c1	501	SQD	C25-C26-C27-C28
44	c1	516	DGD	C2A-C3A-C4A-C5A
44	cD	516	DGD	C2A-C3A-C4A-C5A
45	DD	401	PHO	CHA-CBD-CGD-O1D
45	dD	402	PHO	CHA-CBD-CGD-O1D
45	dE	402	PHO	CHA-CBD-CGD-O1D
42	BD	620	LHG	C5-C6-O8-C23
42	BE	620	LHG	C5-C6-O8-C23
42	a1	412	LHG	C4-C5-C6-O8

Continued on next page...

Continued from previous page...

Mol	Chain	Res	Type	Atoms
42	aD	411	LHG	C4-C5-C6-O8
42	aE	411	LHG	C4-C5-C6-O8
37	a1	409	PL9	C45-C44-C46-C47
37	aD	408	PL9	C45-C44-C46-C47
37	aE	408	PL9	C45-C44-C46-C47
36	BD	613	CLA	C12-C13-C15-C16
36	CD	506	CLA	C11-C10-C8-C7
36	BE	613	CLA	C12-C13-C15-C16
36	CE	506	CLA	C11-C10-C8-C7
36	B1	613	CLA	C12-C13-C15-C16
36	C1	506	CLA	C11-C10-C8-C7
36	b1	614	CLA	C12-C13-C15-C16
36	bD	614	CLA	C12-C13-C15-C16
36	bE	614	CLA	C12-C13-C15-C16
45	D1	402	PHO	C6-C7-C8-C10
40	dE	413	LMT	C4'-C5'-C6'-O6'
36	AD	405	CLA	C11-C10-C8-C9
36	BD	607	CLA	C14-C13-C15-C16
36	CD	512	CLA	C6-C7-C8-C9
36	CD	512	CLA	C11-C10-C8-C9
36	CD	515	CLA	C11-C10-C8-C9
36	AE	405	CLA	C11-C10-C8-C9
36	BE	607	CLA	C14-C13-C15-C16
36	CE	512	CLA	C6-C7-C8-C9
36	CE	512	CLA	C11-C10-C8-C9
36	CE	515	CLA	C11-C10-C8-C9
36	A1	405	CLA	C11-C10-C8-C9
36	B1	607	CLA	C14-C13-C15-C16
36	C1	512	CLA	C6-C7-C8-C9
36	C1	512	CLA	C11-C10-C8-C9
36	C1	515	CLA	C11-C10-C8-C9
36	b1	609	CLA	C14-C13-C15-C16
36	c1	511	CLA	C11-C10-C8-C9
36	bD	609	CLA	C14-C13-C15-C16
36	cD	511	CLA	C11-C10-C8-C9
36	bE	609	CLA	C14-C13-C15-C16
36	cE	511	CLA	C11-C10-C8-C9
45	A1	412	PHO	C6-C7-C8-C9
45	aE	412	PHO	C6-C7-C8-C9
43	CE	519	BCR	C19-C20-C21-C22
40	dD	413	LMT	C4'-C5'-C6'-O6'
36	c1	502	CLA	CBA-CGA-O2A-C1

Continued on next page...

Continued from previous page...

Mol	Chain	Res	Type	Atoms
36	cD	503	CLA	CBA-CGA-O2A-C1
36	cE	503	CLA	CBA-CGA-O2A-C1
36	cD	503	CLA	O1A-CGA-O2A-C1
36	cE	503	CLA	O1A-CGA-O2A-C1
40	d1	413	LMT	C4'-C5'-C6'-O6'
42	e1	101	LHG	C17-C18-C19-C20
42	eD	101	LHG	C17-C18-C19-C20
42	eE	101	LHG	C17-C18-C19-C20
44	cD	517	DGD	CAB-CBB-CCB-CDB
44	cE	517	DGD	CAB-CBB-CCB-CDB
36	c1	502	CLA	O1A-CGA-O2A-C1
39	CD	522	LMG	C32-C33-C34-C35
39	CE	520	LMG	C32-C33-C34-C35
39	C1	521	LMG	C32-C33-C34-C35
38	AD	407	SQD	C12-C13-C14-C15
38	A1	407	SQD	C12-C13-C14-C15
44	c1	517	DGD	CAB-CBB-CCB-CDB
40	AD	409	LMT	C9-C10-C11-C12
40	AE	409	LMT	C9-C10-C11-C12
40	A1	409	LMT	C9-C10-C11-C12
38	AE	407	SQD	C12-C13-C14-C15
36	HD	101	CLA	O1A-CGA-O2A-C1
36	BD	602	CLA	CBA-CGA-O2A-C1
36	HD	101	CLA	CBA-CGA-O2A-C1
36	BE	602	CLA	CBA-CGA-O2A-C1
36	HE	101	CLA	CBA-CGA-O2A-C1
36	B1	602	CLA	CBA-CGA-O2A-C1
36	H1	101	CLA	CBA-CGA-O2A-C1
36	b1	604	CLA	CBA-CGA-O2A-C1
36	h1	102	CLA	CBA-CGA-O2A-C1
36	bD	604	CLA	CBA-CGA-O2A-C1
36	hD	102	CLA	CBA-CGA-O2A-C1
36	bE	604	CLA	CBA-CGA-O2A-C1
36	hE	102	CLA	CBA-CGA-O2A-C1
42	l1	101	LHG	C11-C10-C9-C8
42	dE	409	LHG	C27-C28-C29-C30
42	eE	101	LHG	C12-C13-C14-C15
36	HE	101	CLA	O1A-CGA-O2A-C1
36	H1	101	CLA	O1A-CGA-O2A-C1
36	hD	102	CLA	O1A-CGA-O2A-C1
38	AE	407	SQD	C23-C24-C25-C26
42	dD	409	LHG	C27-C28-C29-C30

Continued on next page...

Continued from previous page...

Mol	Chain	Res	Type	Atoms
33	o4	201	CYC	C3D-CAD-CBD-CGD
33	oB	201	CYC	C3D-CAD-CBD-CGD
33	4G	201	CYC	C2A-CAA-CBA-CGA
33	4L	201	CYC	C2A-CAA-CBA-CGA
33	RB	201	CYC	CAA-CBA-CGA-O2A
33	IK	201	CYC	CAD-CBD-CGD-O2D
33	R4	201	CYC	CAA-CBA-CGA-O2A
33	fF	201	CYC	CAA-CBA-CGA-O2A
33	fK	201	CYC	CAA-CBA-CGA-O2A
39	CD	522	LMG	C37-C38-C39-C40
39	CE	520	LMG	C37-C38-C39-C40
39	C1	521	LMG	C37-C38-C39-C40
39	a1	410	LMG	C30-C31-C32-C33
42	d1	409	LHG	C27-C28-C29-C30
42	eD	101	LHG	C12-C13-C14-C15
42	lD	101	LHG	C11-C10-C9-C8
42	lE	101	LHG	C11-C10-C9-C8
39	aD	409	LMG	C30-C31-C32-C33
39	aE	409	LMG	C30-C31-C32-C33
42	DD	409	LHG	C27-C28-C29-C30
42	DE	409	LHG	C27-C28-C29-C30
42	D1	408	LHG	C27-C28-C29-C30
42	e1	101	LHG	C12-C13-C14-C15
36	h1	102	CLA	O1A-CGA-O2A-C1
36	hE	102	CLA	O1A-CGA-O2A-C1
38	AD	407	SQD	C23-C24-C25-C26
36	BD	607	CLA	C4B-C3B-CAB-CBB
36	BE	607	CLA	C4B-C3B-CAB-CBB
36	B1	607	CLA	C4B-C3B-CAB-CBB
36	b1	609	CLA	C4B-C3B-CAB-CBB
36	bD	609	CLA	C4B-C3B-CAB-CBB
36	bE	609	CLA	C4B-C3B-CAB-CBB
33	RB	201	CYC	CAD-CBD-CGD-O1D
33	IF	201	CYC	CAD-CBD-CGD-O2D
33	YF	201	CYC	CAA-CBA-CGA-O2A
33	PG	201	CYC	CAA-CBA-CGA-O2A
33	VG	201	CYC	CAD-CBD-CGD-O1D
33	PL	201	CYC	CAA-CBA-CGA-O2A
33	VL	201	CYC	CAD-CBD-CGD-O1D
33	R4	201	CYC	CAD-CBD-CGD-O1D
33	dF	201	CYC	CAA-CBA-CGA-O2A
33	hF	201	CYC	CAA-CBA-CGA-O2A

Continued on next page...

Continued from previous page...

Mol	Chain	Res	Type	Atoms
33	mF	201	CYC	CAD-CBD-CGD-O1D
33	dK	201	CYC	CAA-CBA-CGA-O2A
33	hK	201	CYC	CAA-CBA-CGA-O2A
33	mK	201	CYC	CAD-CBD-CGD-O1D
43	CD	519	BCR	C19-C20-C21-C22
43	ID	102	BCR	C13-C14-C15-C16
43	ID	102	BCR	C19-C20-C21-C22
43	IE	102	BCR	C13-C14-C15-C16
43	IE	102	BCR	C19-C20-C21-C22
43	C1	519	BCR	C19-C20-C21-C22
43	I1	102	BCR	C13-C14-C15-C16
43	I1	102	BCR	C19-C20-C21-C22
40	B1	623	LMT	C5-C6-C7-C8
42	BE	620	LHG	C11-C10-C9-C8
45	dD	402	PHO	C3-C5-C6-C7
45	dE	402	PHO	C3-C5-C6-C7
36	BD	602	CLA	O1A-CGA-O2A-C1
36	BE	602	CLA	O1A-CGA-O2A-C1
36	B1	602	CLA	O1A-CGA-O2A-C1
36	b1	604	CLA	O1A-CGA-O2A-C1
36	bD	604	CLA	O1A-CGA-O2A-C1
36	bE	604	CLA	O1A-CGA-O2A-C1
42	B1	621	LHG	C11-C10-C9-C8
40	j1	101	LMT	C4'-C5'-C6'-O6'
40	jD	101	LMT	C4'-C5'-C6'-O6'
40	jE	101	LMT	C4'-C5'-C6'-O6'
38	A1	407	SQD	C23-C24-C25-C26
36	CE	512	CLA	C15-C16-C17-C18
36	C1	512	CLA	C15-C16-C17-C18
40	BD	623	LMT	C5-C6-C7-C8
40	BE	623	LMT	C5-C6-C7-C8
42	BD	620	LHG	C11-C10-C9-C8
33	YK	201	CYC	CAA-CBA-CGA-O2A
33	VL	201	CYC	CAA-CBA-CGA-O2A
42	e1	101	LHG	O6-C4-C5-O7
42	eD	101	LHG	O6-C4-C5-O7
42	eE	101	LHG	O6-C4-C5-O7
36	CD	512	CLA	C15-C16-C17-C18
36	CD	515	CLA	C16-C17-C18-C20
36	CE	515	CLA	C16-C17-C18-C20
36	C1	515	CLA	C16-C17-C18-C20
33	VB	201	CYC	CAA-CBA-CGA-O2A

Continued on next page...

Continued from previous page...

Mol	Chain	Res	Type	Atoms
33	VG	201	CYC	CAA-CBA-CGA-O2A
33	V4	201	CYC	CAA-CBA-CGA-O2A
33	mF	201	CYC	CAA-CBA-CGA-O2A
33	mK	201	CYC	CAA-CBA-CGA-O2A
36	AD	405	CLA	O1A-CGA-O2A-C1
36	AE	405	CLA	O1A-CGA-O2A-C1
36	A1	405	CLA	O1A-CGA-O2A-C1
44	c1	517	DGD	C3B-C4B-C5B-C6B
33	YB	201	CYC	CAA-CBA-CGA-O1A
33	MF	201	CYC	CAD-CBD-CGD-O1D
33	MK	201	CYC	CAD-CBD-CGD-O1D
33	XK	201	CYC	CAA-CBA-CGA-O2A
33	Y4	201	CYC	CAA-CBA-CGA-O1A
33	u4	201	CYC	CAD-CBD-CGD-O1D
33	uB	201	CYC	CAD-CBD-CGD-O1D
33	6G	201	CYC	CAA-CBA-CGA-O2A
33	gK	201	CYC	CAA-CBA-CGA-O2A
33	6L	201	CYC	CAA-CBA-CGA-O2A
36	BD	608	CLA	C2-C1-O2A-CGA
36	BE	608	CLA	C2-C1-O2A-CGA
36	B1	608	CLA	C2-C1-O2A-CGA
36	a1	407	CLA	C2-C1-O2A-CGA
36	d1	403	CLA	C2-C1-O2A-CGA
36	aD	406	CLA	C2-C1-O2A-CGA
36	dD	403	CLA	C2-C1-O2A-CGA
36	aE	406	CLA	C2-C1-O2A-CGA
36	dE	403	CLA	C2-C1-O2A-CGA
44	cD	517	DGD	C3B-C4B-C5B-C6B
36	BD	608	CLA	C15-C16-C17-C18
36	BE	608	CLA	C15-C16-C17-C18
36	B1	608	CLA	C15-C16-C17-C18
36	d1	403	CLA	C15-C16-C17-C18
36	dD	403	CLA	C15-C16-C17-C18
36	dE	403	CLA	C15-C16-C17-C18
44	HD	102	DGD	CDA-CEA-CFA-CGA
44	H1	102	DGD	CDA-CEA-CFA-CGA
44	HE	102	DGD	CDA-CEA-CFA-CGA
33	XF	201	CYC	CAA-CBA-CGA-O2A
33	YF	201	CYC	CAA-CBA-CGA-O1A
33	LK	201	CYC	CAA-CBA-CGA-O2A
33	YK	201	CYC	CAA-CBA-CGA-O1A
33	q4	201	CYC	CAA-CBA-CGA-O2A

Continued on next page...

Continued from previous page...

Mol	Chain	Res	Type	Atoms
33	dF	201	CYC	CAA-CBA-CGA-O1A
33	gF	201	CYC	CAA-CBA-CGA-O2A
33	hF	201	CYC	CAA-CBA-CGA-O1A
33	5G	201	CYC	CAA-CBA-CGA-O1A
33	dK	201	CYC	CAA-CBA-CGA-O1A
33	hK	201	CYC	CAA-CBA-CGA-O1A
33	5L	201	CYC	CAA-CBA-CGA-O1A
39	AD	408	LMG	O7-C8-C9-O8
39	AE	408	LMG	O7-C8-C9-O8
39	A1	408	LMG	O7-C8-C9-O8
44	cE	517	DGD	C3B-C4B-C5B-C6B
36	CD	515	CLA	C3A-C2A-CAA-CBA
36	CE	515	CLA	C3A-C2A-CAA-CBA
36	C1	515	CLA	C3A-C2A-CAA-CBA
45	DD	401	PHO	C3A-C2A-CAA-CBA
33	BB	1001	CYC	CAA-CBA-CGA-O2A
33	BB	1001	CYC	CAD-CBD-CGD-O1D
33	BB	1001	CYC	CAD-CBD-CGD-O2D
33	BB	1002	CYC	CAD-CBD-CGD-O1D
33	IF	201	CYC	CAA-CBA-CGA-O2A
33	LF	201	CYC	CAA-CBA-CGA-O2A
33	JG	201	CYC	CAA-CBA-CGA-O1A
33	JL	201	CYC	CAA-CBA-CGA-O1A
33	QL	201	CYC	CAA-CBA-CGA-O2A
33	B4	1001	CYC	CAA-CBA-CGA-O2A
33	B4	1001	CYC	CAD-CBD-CGD-O1D
33	B4	1001	CYC	CAD-CBD-CGD-O2D
33	B4	1002	CYC	CAD-CBD-CGD-O1D
47	ED	101	HEM	CAA-CBA-CGA-O1A
47	EE	101	HEM	CAA-CBA-CGA-O1A
47	E1	101	HEM	CAA-CBA-CGA-O1A
47	f1	101	HEM	CAA-CBA-CGA-O1A
47	fD	101	HEM	CAA-CBA-CGA-O1A
47	fE	101	HEM	CAA-CBA-CGA-O1A
44	c1	518	DGD	CBA-CCA-CDA-CEA
44	cE	518	DGD	CBA-CCA-CDA-CEA
39	d1	411	LMG	C38-C39-C40-C41
39	dE	411	LMG	C38-C39-C40-C41
44	cD	518	DGD	CBA-CCA-CDA-CEA
36	AD	405	CLA	CBA-CGA-O2A-C1
36	AE	405	CLA	CBA-CGA-O2A-C1
36	A1	405	CLA	CBA-CGA-O2A-C1

Continued on next page...

Continued from previous page...

Mol	Chain	Res	Type	Atoms
39	dD	411	LMG	C38-C39-C40-C41
33	CB	1001	CYC	CAD-CBD-CGD-O1D
33	KG	201	CYC	CAA-CBA-CGA-O2A
33	PG	201	CYC	CAA-CBA-CGA-O1A
33	QG	201	CYC	CAA-CBA-CGA-O2A
33	IK	201	CYC	CAA-CBA-CGA-O2A
33	KL	201	CYC	CAA-CBA-CGA-O2A
33	PL	201	CYC	CAA-CBA-CGA-O1A
33	C4	1001	CYC	CAD-CBD-CGD-O1D
33	qB	201	CYC	CAA-CBA-CGA-O2A
33	5G	201	CYC	CAA-CBA-CGA-O2A
33	5L	201	CYC	CAA-CBA-CGA-O2A
39	DD	411	LMG	C38-C39-C40-C41
39	DE	411	LMG	C38-C39-C40-C41
39	D1	410	LMG	C38-C39-C40-C41
44	C1	518	DGD	C9B-CAB-CBB-CCB
37	a1	409	PL9	C4-C3-C7-C8
37	aD	408	PL9	C4-C3-C7-C8
37	aE	408	PL9	C4-C3-C7-C8
42	d1	410	LHG	C9-C10-C11-C12
44	CD	518	DGD	C9B-CAB-CBB-CCB
44	CE	518	DGD	C9B-CAB-CBB-CCB
36	BD	604	CLA	C14-C13-C15-C16
36	CD	506	CLA	C11-C12-C13-C14
36	CD	511	CLA	C14-C13-C15-C16
36	BE	604	CLA	C14-C13-C15-C16
36	CE	506	CLA	C11-C12-C13-C14
36	CE	511	CLA	C14-C13-C15-C16
36	B1	604	CLA	C14-C13-C15-C16
36	C1	506	CLA	C11-C12-C13-C14
36	C1	511	CLA	C14-C13-C15-C16
36	b1	606	CLA	C14-C13-C15-C16
36	c1	503	CLA	C6-C7-C8-C9
36	bD	606	CLA	C14-C13-C15-C16
36	cD	504	CLA	C6-C7-C8-C9
36	bE	606	CLA	C14-C13-C15-C16
36	cE	504	CLA	C6-C7-C8-C9
33	QG	201	CYC	C3D-CAD-CBD-CGD
33	VG	201	CYC	C3D-CAD-CBD-CGD
33	QL	201	CYC	C3D-CAD-CBD-CGD
33	VL	201	CYC	C3D-CAD-CBD-CGD
33	gF	201	CYC	C3D-CAD-CBD-CGD

Continued on next page...

Continued from previous page...

Mol	Chain	Res	Type	Atoms
33	mF	201	CYC	C3D-CAD-CBD-CGD
33	gK	201	CYC	C3D-CAD-CBD-CGD
33	mK	201	CYC	C3D-CAD-CBD-CGD
42	dE	410	LHG	C9-C10-C11-C12
33	YB	201	CYC	CAA-CBA-CGA-O2A
33	KF	201	CYC	CAD-CBD-CGD-O1D
33	QG	201	CYC	CAD-CBD-CGD-O1D
33	KK	201	CYC	CAD-CBD-CGD-O1D
33	QL	201	CYC	CAD-CBD-CGD-O1D
33	Y4	201	CYC	CAA-CBA-CGA-O2A
33	u4	201	CYC	CAD-CBD-CGD-O2D
33	dA	201	CYC	CAD-CBD-CGD-O1D
33	uB	201	CYC	CAD-CBD-CGD-O2D
33	gF	201	CYC	CAD-CBD-CGD-O1D
33	gK	201	CYC	CAD-CBD-CGD-O1D
33	nF	201	CYC	NA-C1A-CHA-C4D
33	nK	201	CYC	NA-C1A-CHA-C4D
42	DD	410	LHG	C9-C10-C11-C12
42	DE	410	LHG	C9-C10-C11-C12
42	D1	409	LHG	C9-C10-C11-C12
42	dD	410	LHG	C9-C10-C11-C12
39	aD	407	LMG	C32-C33-C34-C35
39	aE	407	LMG	C32-C33-C34-C35
40	dE	412	LMT	C11-C10-C9-C8
43	XD	102	BCR	C16-C17-C18-C36
43	ZD	101	BCR	C20-C21-C22-C37
43	XE	102	BCR	C16-C17-C18-C36
43	ZE	101	BCR	C20-C21-C22-C37
43	X1	102	BCR	C16-C17-C18-C36
43	Z1	101	BCR	C20-C21-C22-C37
43	h1	105	BCR	C16-C17-C18-C36
43	z1	101	BCR	C20-C21-C22-C37
43	hD	105	BCR	C16-C17-C18-C36
43	zD	101	BCR	C20-C21-C22-C37
43	hE	105	BCR	C16-C17-C18-C36
43	zE	101	BCR	C20-C21-C22-C37
39	a1	408	LMG	C32-C33-C34-C35
33	VB	201	CYC	CAA-CBA-CGA-O1A
33	MG	201	CYC	CAA-CBA-CGA-O1A
33	VL	201	CYC	CAA-CBA-CGA-O1A
33	b2	201	CYC	CAD-CBD-CGD-O1D
33	d2	201	CYC	CAD-CBD-CGD-O1D

Continued on next page...

Continued from previous page...

Mol	Chain	Res	Type	Atoms
33	f2	201	CYC	CAD-CBD-CGD-O1D
33	j2	201	CYC	CAD-CBD-CGD-O1D
33	l2	201	CYC	CAD-CBD-CGD-O1D
33	b3	201	CYC	CAD-CBD-CGD-O1D
33	f3	201	CYC	CAD-CBD-CGD-O1D
33	h3	201	CYC	CAD-CBD-CGD-O1D
33	l3	201	CYC	CAD-CBD-CGD-O1D
33	V4	201	CYC	CAA-CBA-CGA-O1A
33	b5	201	CYC	CAD-CBD-CGD-O1D
33	d5	201	CYC	CAD-CBD-CGD-O1D
33	f5	201	CYC	CAD-CBD-CGD-O1D
33	h5	201	CYC	CAD-CBD-CGD-O1D
33	j5	201	CYC	CAD-CBD-CGD-O1D
33	l5	201	CYC	CAD-CBD-CGD-O1D
33	b6	201	CYC	CAD-CBD-CGD-O1D
33	d6	201	CYC	CAD-CBD-CGD-O1D
33	f6	201	CYC	CAD-CBD-CGD-O1D
33	h6	201	CYC	CAD-CBD-CGD-O1D
33	l6	201	CYC	CAD-CBD-CGD-O1D
33	b7	201	CYC	CAD-CBD-CGD-O1D
33	d7	201	CYC	CAD-CBD-CGD-O1D
33	f7	201	CYC	CAD-CBD-CGD-O1D
33	h7	201	CYC	CAD-CBD-CGD-O1D
33	j7	201	CYC	CAD-CBD-CGD-O1D
33	l7	201	CYC	CAD-CBD-CGD-O1D
33	b8	201	CYC	CAD-CBD-CGD-O1D
33	d8	201	CYC	CAD-CBD-CGD-O1D
33	f8	201	CYC	CAD-CBD-CGD-O1D
33	l8	201	CYC	CAD-CBD-CGD-O1D
33	b9	201	CYC	CAD-CBD-CGD-O1D
33	d9	201	CYC	CAD-CBD-CGD-O1D
33	f9	201	CYC	CAD-CBD-CGD-O1D
33	j9	201	CYC	CAD-CBD-CGD-O1D
33	l9	201	CYC	CAD-CBD-CGD-O1D
33	bA	201	CYC	CAD-CBD-CGD-O1D
33	fA	201	CYC	CAD-CBD-CGD-O1D
33	lA	201	CYC	CAD-CBD-CGD-O1D
33	bC	201	CYC	CAD-CBD-CGD-O1D
33	dC	201	CYC	CAD-CBD-CGD-O1D
33	fC	201	CYC	CAD-CBD-CGD-O1D
33	hC	201	CYC	CAD-CBD-CGD-O1D
33	jC	201	CYC	CAD-CBD-CGD-O1D

Continued on next page...

Continued from previous page...

Mol	Chain	Res	Type	Atoms
33	lC	201	CYC	CAD-CBD-CGD-O1D
33	1G	201	CYC	CAA-CBA-CGA-O2A
33	bH	201	CYC	CAD-CBD-CGD-O1D
33	dH	201	CYC	CAD-CBD-CGD-O1D
33	fH	201	CYC	CAD-CBD-CGD-O1D
33	jH	201	CYC	CAD-CBD-CGD-O1D
33	lH	201	CYC	CAD-CBD-CGD-O1D
33	bI	201	CYC	CAD-CBD-CGD-O1D
33	dI	201	CYC	CAD-CBD-CGD-O1D
33	fI	201	CYC	CAD-CBD-CGD-O1D
33	jI	201	CYC	CAD-CBD-CGD-O1D
33	lI	201	CYC	CAD-CBD-CGD-O1D
33	bJ	201	CYC	CAD-CBD-CGD-O1D
33	dJ	201	CYC	CAD-CBD-CGD-O1D
33	fJ	201	CYC	CAD-CBD-CGD-O1D
33	jJ	201	CYC	CAD-CBD-CGD-O1D
33	lJ	201	CYC	CAD-CBD-CGD-O1D
33	1L	201	CYC	CAA-CBA-CGA-O2A
33	5L	201	CYC	CAD-CBD-CGD-O1D
36	c1	514	CLA	C2A-CAA-CBA-CGA
36	cD	514	CLA	C2A-CAA-CBA-CGA
36	cE	514	CLA	C2A-CAA-CBA-CGA
38	C1	501	SQD	C14-C15-C16-C17
40	d1	412	LMT	C11-C10-C9-C8
40	DD	412	LMT	C11-C10-C9-C8
40	DE	412	LMT	C11-C10-C9-C8
40	D1	411	LMT	C11-C10-C9-C8
40	dD	412	LMT	C11-C10-C9-C8
38	CD	501	SQD	C14-C15-C16-C17
38	CE	501	SQD	C14-C15-C16-C17
33	IF	201	CYC	CAA-CBA-CGA-O1A
33	IF	201	CYC	CAD-CBD-CGD-O1D
33	XF	201	CYC	CAA-CBA-CGA-O1A
33	VG	201	CYC	CAA-CBA-CGA-O1A
33	IK	201	CYC	CAA-CBA-CGA-O1A
33	IK	201	CYC	CAD-CBD-CGD-O1D
33	LK	201	CYC	CAA-CBA-CGA-O1A
33	XK	201	CYC	CAA-CBA-CGA-O1A
33	ML	201	CYC	CAA-CBA-CGA-O1A
33	h2	201	CYC	CAD-CBD-CGD-O1D
33	d3	201	CYC	CAD-CBD-CGD-O1D
33	j3	201	CYC	CAD-CBD-CGD-O1D

Continued on next page...

Continued from previous page...

Mol	Chain	Res	Type	Atoms
33	j6	201	CYC	CAD-CBD-CGD-O1D
33	h8	201	CYC	CAD-CBD-CGD-O1D
33	j8	201	CYC	CAD-CBD-CGD-O1D
33	h9	201	CYC	CAD-CBD-CGD-O1D
33	hA	201	CYC	CAD-CBD-CGD-O1D
33	jA	201	CYC	CAD-CBD-CGD-O1D
33	mF	201	CYC	CAA-CBA-CGA-O1A
33	hH	201	CYC	CAD-CBD-CGD-O1D
33	hI	201	CYC	CAD-CBD-CGD-O1D
33	hJ	201	CYC	CAD-CBD-CGD-O1D
33	mK	201	CYC	CAA-CBA-CGA-O1A
43	ZD	101	BCR	C21-C22-C23-C24
43	ZE	101	BCR	C21-C22-C23-C24
43	Z1	101	BCR	C21-C22-C23-C24
33	LF	201	CYC	CAA-CBA-CGA-O1A
33	NG	201	CYC	CAA-CBA-CGA-O1A
33	NG	201	CYC	CAA-CBA-CGA-O2A
33	KK	201	CYC	CAA-CBA-CGA-O2A
33	NL	201	CYC	CAA-CBA-CGA-O1A
33	NL	201	CYC	CAA-CBA-CGA-O2A
33	s4	201	CYC	CAA-CBA-CGA-O1A
33	sB	201	CYC	CAA-CBA-CGA-O1A
33	1G	201	CYC	CAA-CBA-CGA-O1A
33	5G	201	CYC	CAD-CBD-CGD-O1D
33	1L	201	CYC	CAA-CBA-CGA-O1A
44	CD	517	DGD	C1G-C2G-O2G-C1B
44	CE	517	DGD	C1G-C2G-O2G-C1B
44	C1	517	DGD	C1G-C2G-O2G-C1B
36	CD	504	CLA	C1A-C2A-CAA-CBA
36	ID	101	CLA	C1A-C2A-CAA-CBA
36	BE	610	CLA	C1A-C2A-CAA-CBA
36	CE	504	CLA	C1A-C2A-CAA-CBA
36	IE	101	CLA	C1A-C2A-CAA-CBA
36	C1	504	CLA	C1A-C2A-CAA-CBA
36	I1	101	CLA	C1A-C2A-CAA-CBA
36	b1	611	CLA	C1A-C2A-CAA-CBA
36	c1	506	CLA	C1A-C2A-CAA-CBA
36	c1	508	CLA	C1A-C2A-CAA-CBA
36	bD	611	CLA	C1A-C2A-CAA-CBA
36	cD	508	CLA	C1A-C2A-CAA-CBA
36	iD	101	CLA	C1A-C2A-CAA-CBA
36	cE	508	CLA	C1A-C2A-CAA-CBA

Continued on next page...

Continued from previous page...

Mol	Chain	Res	Type	Atoms
36	BD	609	CLA	C11-C10-C8-C7
36	BD	614	CLA	C6-C7-C8-C10
36	BE	614	CLA	C6-C7-C8-C10
36	B1	614	CLA	C6-C7-C8-C10
36	b1	615	CLA	C6-C7-C8-C10
36	c1	507	CLA	C11-C12-C13-C15
36	c1	507	CLA	C12-C13-C15-C16
36	c1	511	CLA	C6-C7-C8-C10
36	bD	610	CLA	C11-C10-C8-C7
36	bD	615	CLA	C6-C7-C8-C10
36	cD	507	CLA	C11-C12-C13-C15
36	cD	507	CLA	C12-C13-C15-C16
36	cD	511	CLA	C6-C7-C8-C10
36	bE	610	CLA	C11-C10-C8-C7
36	bE	615	CLA	C6-C7-C8-C10
36	cE	507	CLA	C11-C12-C13-C15
36	cE	507	CLA	C12-C13-C15-C16
36	cE	511	CLA	C6-C7-C8-C10
45	d1	402	PHO	C12-C13-C15-C16
33	VB	201	CYC	CAD-CBD-CGD-O1D
33	KF	201	CYC	CAA-CBA-CGA-O2A
33	MF	201	CYC	CAD-CBD-CGD-O2D
33	MK	201	CYC	CAD-CBD-CGD-O2D
33	V4	201	CYC	CAD-CBD-CGD-O1D
33	3F	101	CYC	CAA-CBA-CGA-O1A
33	3K	101	CYC	CAA-CBA-CGA-O1A
47	VD	201	HEM	CAD-CBD-CGD-O1D
47	v1	201	HEM	CAD-CBD-CGD-O1D
47	vD	201	HEM	CAD-CBD-CGD-O1D
47	vE	201	HEM	CAD-CBD-CGD-O1D
33	KF	201	CYC	CAA-CBA-CGA-O1A
33	KK	201	CYC	CAA-CBA-CGA-O1A
47	VD	201	HEM	CAD-CBD-CGD-O2D
47	VE	201	HEM	CAD-CBD-CGD-O1D
47	VE	201	HEM	CAD-CBD-CGD-O2D
47	V1	201	HEM	CAD-CBD-CGD-O1D
47	V1	201	HEM	CAD-CBD-CGD-O2D
47	v1	201	HEM	CAD-CBD-CGD-O2D
47	vD	201	HEM	CAD-CBD-CGD-O2D
47	vE	201	HEM	CAD-CBD-CGD-O2D
36	cE	510	CLA	C5-C6-C7-C8
36	BD	607	CLA	C2A-CAA-CBA-CGA

Continued on next page...

Continued from previous page...

Mol	Chain	Res	Type	Atoms
36	BE	607	CLA	C2A-CAA-CBA-CGA
36	B1	607	CLA	C2A-CAA-CBA-CGA
36	a1	407	CLA	C2A-CAA-CBA-CGA
36	b1	609	CLA	C2A-CAA-CBA-CGA
36	aD	406	CLA	C2A-CAA-CBA-CGA
36	bD	609	CLA	C2A-CAA-CBA-CGA
36	aE	406	CLA	C2A-CAA-CBA-CGA
36	bE	609	CLA	C2A-CAA-CBA-CGA
36	c1	510	CLA	C5-C6-C7-C8
36	cD	510	CLA	C5-C6-C7-C8
39	BD	618	LMG	O8-C28-C29-C30
39	BE	618	LMG	O8-C28-C29-C30
39	B1	618	LMG	O8-C28-C29-C30
39	b1	619	LMG	O8-C28-C29-C30
39	bD	619	LMG	O8-C28-C29-C30
39	bE	619	LMG	O8-C28-C29-C30
33	BB	1002	CYC	CAD-CBD-CGD-O2D
33	CB	1001	CYC	CAD-CBD-CGD-O2D
33	ZB	201	CYC	CAA-CBA-CGA-O1A
33	KF	201	CYC	CAD-CBD-CGD-O2D
33	XF	201	CYC	CAD-CBD-CGD-O1D
33	ZF	201	CYC	CAA-CBA-CGA-O1A
33	TG	201	CYC	CAA-CBA-CGA-O1A
33	KK	201	CYC	CAD-CBD-CGD-O2D
33	XK	201	CYC	CAD-CBD-CGD-O1D
33	ZK	201	CYC	CAA-CBA-CGA-O1A
33	JL	201	CYC	CAA-CBA-CGA-O2A
33	Z4	201	CYC	CAA-CBA-CGA-O1A
33	q4	201	CYC	CAA-CBA-CGA-O1A
33	B4	1002	CYC	CAD-CBD-CGD-O2D
33	C4	1001	CYC	CAD-CBD-CGD-O2D
33	qB	201	CYC	CAA-CBA-CGA-O1A
33	9F	201	CYC	CAA-CBA-CGA-O1A
33	6G	201	CYC	CAA-CBA-CGA-O1A
33	9K	201	CYC	CAA-CBA-CGA-O1A
33	6L	201	CYC	CAA-CBA-CGA-O1A
33	OB	201	CYC	CAA-CBA-CGA-O2A
33	RB	201	CYC	CAA-CBA-CGA-O1A
33	JG	201	CYC	CAA-CBA-CGA-O2A
33	w4	201	CYC	CAA-CBA-CGA-O2A
33	O4	201	CYC	CAA-CBA-CGA-O2A
33	R4	201	CYC	CAA-CBA-CGA-O1A

Continued on next page...

Continued from previous page...

Mol	Chain	Res	Type	Atoms
33	sB	201	CYC	CAA-CBA-CGA-O2A
33	wB	201	CYC	CAA-CBA-CGA-O2A
33	kF	201	CYC	CAA-CBA-CGA-O1A
33	kK	201	CYC	CAA-CBA-CGA-O1A
36	BD	606	CLA	C4-C3-C5-C6
36	BE	606	CLA	C4-C3-C5-C6
36	B1	606	CLA	C4-C3-C5-C6
36	b1	608	CLA	C4-C3-C5-C6
36	bD	608	CLA	C4-C3-C5-C6
36	bE	608	CLA	C4-C3-C5-C6
36	BD	606	CLA	C2B-C3B-CAB-CBB
36	BE	606	CLA	C2B-C3B-CAB-CBB
36	B1	606	CLA	C2B-C3B-CAB-CBB
36	b1	608	CLA	C2B-C3B-CAB-CBB
36	bD	608	CLA	C2B-C3B-CAB-CBB
36	bE	608	CLA	C2B-C3B-CAB-CBB
42	e1	101	LHG	C19-C20-C21-C22
42	eD	101	LHG	C19-C20-C21-C22
42	eE	101	LHG	C19-C20-C21-C22
33	BB	1001	CYC	CAA-CBA-CGA-O1A
33	SB	201	CYC	CAA-CBA-CGA-O1A
33	TG	201	CYC	CAA-CBA-CGA-O2A
33	VG	201	CYC	CAD-CBD-CGD-O2D
33	TL	201	CYC	CAA-CBA-CGA-O1A
33	VL	201	CYC	CAD-CBD-CGD-O2D
33	S4	201	CYC	CAA-CBA-CGA-O1A
33	s4	201	CYC	CAA-CBA-CGA-O2A
33	t4	1001	CYC	CAA-CBA-CGA-O1A
33	w4	201	CYC	CAA-CBA-CGA-O1A
33	y4	201	CYC	CAA-CBA-CGA-O1A
33	y4	201	CYC	CAA-CBA-CGA-O2A
33	B4	1001	CYC	CAA-CBA-CGA-O1A
33	tB	1001	CYC	CAA-CBA-CGA-O1A
33	yB	201	CYC	CAA-CBA-CGA-O1A
33	yB	201	CYC	CAA-CBA-CGA-O2A
33	bF	201	CYC	CAA-CBA-CGA-O1A
33	bF	201	CYC	CAA-CBA-CGA-O2A
33	3F	101	CYC	CAA-CBA-CGA-O2A
33	fF	201	CYC	CAA-CBA-CGA-O1A
33	mF	201	CYC	CAD-CBD-CGD-O2D
33	2G	201	CYC	CAA-CBA-CGA-O2A
33	7G	201	CYC	CAA-CBA-CGA-O1A

Continued on next page...

Continued from previous page...

Mol	Chain	Res	Type	Atoms
33	bK	201	CYC	CAA-CBA-CGA-O1A
33	bK	201	CYC	CAA-CBA-CGA-O2A
33	3K	101	CYC	CAA-CBA-CGA-O2A
33	fK	201	CYC	CAA-CBA-CGA-O1A
33	mK	201	CYC	CAD-CBD-CGD-O2D
33	4L	201	CYC	CAA-CBA-CGA-O1A
33	7L	201	CYC	CAA-CBA-CGA-O1A
36	c1	514	CLA	C8-C10-C11-C12
36	cD	514	CLA	C8-C10-C11-C12
36	cE	514	CLA	C8-C10-C11-C12
36	BD	606	CLA	CBD-CGD-O2D-CED
36	B1	606	CLA	CBD-CGD-O2D-CED
42	DE	410	LHG	C31-C32-C33-C34
42	d1	410	LHG	C31-C32-C33-C34
43	XD	102	BCR	C16-C17-C18-C19
43	ZD	101	BCR	C20-C21-C22-C23
43	XE	102	BCR	C16-C17-C18-C19
43	ZE	101	BCR	C20-C21-C22-C23
43	X1	102	BCR	C16-C17-C18-C19
43	Z1	101	BCR	C20-C21-C22-C23
43	h1	105	BCR	C16-C17-C18-C19
43	z1	101	BCR	C20-C21-C22-C23
43	hD	105	BCR	C16-C17-C18-C19
43	zD	101	BCR	C20-C21-C22-C23
43	hE	105	BCR	C16-C17-C18-C19
43	zE	101	BCR	C20-C21-C22-C23
45	DE	403	PHO	C13-C15-C16-C17
33	TL	201	CYC	CAA-CBA-CGA-O2A
33	p4	201	CYC	CAA-CBA-CGA-O2A
33	wB	201	CYC	CAA-CBA-CGA-O1A
33	pB	201	CYC	CAA-CBA-CGA-O2A
33	2G	201	CYC	CAA-CBA-CGA-O1A
33	4G	201	CYC	CAA-CBA-CGA-O1A
33	2L	201	CYC	CAA-CBA-CGA-O1A
42	DD	410	LHG	C31-C32-C33-C34
39	a1	408	LMG	O7-C8-C9-O8
39	a1	410	LMG	O7-C8-C9-O8
39	aD	407	LMG	O7-C8-C9-O8
39	aD	409	LMG	O7-C8-C9-O8
39	aE	407	LMG	O7-C8-C9-O8
39	aE	409	LMG	O7-C8-C9-O8
42	D1	409	LHG	C31-C32-C33-C34

Continued on next page...

Continued from previous page...

Mol	Chain	Res	Type	Atoms
42	dD	410	LHG	C31-C32-C33-C34
40	dD	413	LMT	C2-C3-C4-C5
33	VB	201	CYC	CAD-CBD-CGD-O2D
33	ZB	201	CYC	CAA-CBA-CGA-O2A
33	ZF	201	CYC	CAA-CBA-CGA-O2A
33	ZK	201	CYC	CAA-CBA-CGA-O2A
33	Z4	201	CYC	CAA-CBA-CGA-O2A
33	T4	201	CYC	CAA-CBA-CGA-O1A
33	C4	1001	CYC	CAA-CBA-CGA-O2A
33	aF	201	CYC	CAA-CBA-CGA-O1A
33	2L	201	CYC	CAA-CBA-CGA-O2A
33	4L	201	CYC	CAA-CBA-CGA-O2A
47	ED	101	HEM	CAA-CBA-CGA-O2A
47	E1	101	HEM	CAA-CBA-CGA-O2A
47	fD	101	HEM	CAA-CBA-CGA-O2A
40	dE	413	LMT	C2-C3-C4-C5
42	dE	410	LHG	C31-C32-C33-C34
44	c1	518	DGD	C1B-C2B-C3B-C4B
40	d1	413	LMT	C2-C3-C4-C5
33	RB	201	CYC	CAD-CBD-CGD-O2D
33	TB	201	CYC	CAA-CBA-CGA-O1A
33	KG	201	CYC	CAA-CBA-CGA-O1A
33	LG	201	CYC	CAA-CBA-CGA-O2A
33	QG	201	CYC	CAD-CBD-CGD-O2D
33	KL	201	CYC	CAA-CBA-CGA-O1A
33	LL	201	CYC	CAA-CBA-CGA-O2A
33	QL	201	CYC	CAD-CBD-CGD-O2D
33	j2	202	CYC	CAA-CBA-CGA-O2A
33	j3	202	CYC	CAA-CBA-CGA-O2A
33	V4	201	CYC	CAD-CBD-CGD-O2D
33	R4	201	CYC	CAD-CBD-CGD-O2D
33	j5	202	CYC	CAA-CBA-CGA-O2A
33	j6	202	CYC	CAA-CBA-CGA-O2A
33	j7	202	CYC	CAA-CBA-CGA-O2A
33	j8	202	CYC	CAA-CBA-CGA-O2A
33	j9	202	CYC	CAA-CBA-CGA-O2A
33	jA	202	CYC	CAA-CBA-CGA-O2A
33	tB	1001	CYC	CAA-CBA-CGA-O2A
33	jC	202	CYC	CAA-CBA-CGA-O2A
33	gF	201	CYC	CAD-CBD-CGD-O2D
33	4G	201	CYC	CAA-CBA-CGA-O2A
33	jH	202	CYC	CAA-CBA-CGA-O2A

Continued on next page...

Continued from previous page...

Mol	Chain	Res	Type	Atoms
33	jI	202	CYC	CAA-CBA-CGA-O2A
33	jJ	202	CYC	CAA-CBA-CGA-O2A
33	aK	201	CYC	CAA-CBA-CGA-O1A
33	gK	201	CYC	CAD-CBD-CGD-O2D
36	DD	405	CLA	C2-C1-O2A-CGA
36	DE	405	CLA	C2-C1-O2A-CGA
36	D1	404	CLA	C2-C1-O2A-CGA
36	d1	405	CLA	C2-C1-O2A-CGA
36	dD	405	CLA	C2-C1-O2A-CGA
36	dE	405	CLA	C2-C1-O2A-CGA
33	MG	201	CYC	C2C-C3C-CAC-CBC
33	ML	201	CYC	C2C-C3C-CAC-CBC
37	AD	406	PL9	C43-C44-C46-C47
37	AE	406	PL9	C43-C44-C46-C47
37	A1	406	PL9	C43-C44-C46-C47
37	a1	409	PL9	C43-C44-C46-C47
37	aD	408	PL9	C43-C44-C46-C47
37	aE	408	PL9	C43-C44-C46-C47
36	bD	608	CLA	CBD-CGD-O2D-CED
36	bE	608	CLA	CBD-CGD-O2D-CED
33	BB	1002	CYC	CAA-CBA-CGA-O2A
33	CB	1001	CYC	CAA-CBA-CGA-O2A
33	QB	201	CYC	CAA-CBA-CGA-O2A
33	MG	201	CYC	CAA-CBA-CGA-O2A
33	c2	202	CYC	CAA-CBA-CGA-O2A
33	e2	202	CYC	CAA-CBA-CGA-O2A
33	g2	201	CYC	CAA-CBA-CGA-O2A
33	i2	201	CYC	CAA-CBA-CGA-O2A
33	m2	201	CYC	CAA-CBA-CGA-O2A
33	c3	202	CYC	CAA-CBA-CGA-O2A
33	e3	202	CYC	CAA-CBA-CGA-O2A
33	g3	201	CYC	CAA-CBA-CGA-O2A
33	i3	201	CYC	CAA-CBA-CGA-O2A
33	m3	201	CYC	CAA-CBA-CGA-O2A
33	t4	1001	CYC	CAA-CBA-CGA-O2A
33	B4	1002	CYC	CAA-CBA-CGA-O2A
33	O4	201	CYC	CAA-CBA-CGA-O1A
33	Q4	201	CYC	CAA-CBA-CGA-O2A
33	c5	202	CYC	CAA-CBA-CGA-O2A
33	e5	202	CYC	CAA-CBA-CGA-O2A
33	g5	201	CYC	CAA-CBA-CGA-O2A
33	i5	201	CYC	CAA-CBA-CGA-O2A

Continued on next page...

Continued from previous page...

Mol	Chain	Res	Type	Atoms
33	m5	201	CYC	CAA-CBA-CGA-O2A
33	c6	202	CYC	CAA-CBA-CGA-O2A
33	e6	202	CYC	CAA-CBA-CGA-O2A
33	g6	201	CYC	CAA-CBA-CGA-O2A
33	i6	201	CYC	CAA-CBA-CGA-O2A
33	m6	201	CYC	CAA-CBA-CGA-O2A
33	c7	202	CYC	CAA-CBA-CGA-O2A
33	e7	202	CYC	CAA-CBA-CGA-O2A
33	g7	201	CYC	CAA-CBA-CGA-O2A
33	i7	201	CYC	CAA-CBA-CGA-O2A
33	m7	201	CYC	CAA-CBA-CGA-O2A
33	c8	202	CYC	CAA-CBA-CGA-O2A
33	e8	202	CYC	CAA-CBA-CGA-O2A
33	i8	201	CYC	CAA-CBA-CGA-O2A
33	m8	201	CYC	CAA-CBA-CGA-O2A
33	c9	202	CYC	CAA-CBA-CGA-O2A
33	e9	202	CYC	CAA-CBA-CGA-O2A
33	g9	201	CYC	CAA-CBA-CGA-O2A
33	i9	201	CYC	CAA-CBA-CGA-O2A
33	m9	201	CYC	CAA-CBA-CGA-O2A
33	cA	202	CYC	CAA-CBA-CGA-O2A
33	eA	202	CYC	CAA-CBA-CGA-O2A
33	gA	302	CYC	CAA-CBA-CGA-O2A
33	iA	201	CYC	CAA-CBA-CGA-O2A
33	mA	201	CYC	CAA-CBA-CGA-O2A
33	cC	202	CYC	CAA-CBA-CGA-O2A
33	eC	202	CYC	CAA-CBA-CGA-O2A
33	gC	302	CYC	CAA-CBA-CGA-O2A
33	iC	201	CYC	CAA-CBA-CGA-O2A
33	mC	201	CYC	CAA-CBA-CGA-O2A
33	5G	201	CYC	CAD-CBD-CGD-O2D
33	cH	202	CYC	CAA-CBA-CGA-O2A
33	eH	202	CYC	CAA-CBA-CGA-O2A
33	gH	201	CYC	CAA-CBA-CGA-O2A
33	iH	201	CYC	CAA-CBA-CGA-O2A
33	mH	201	CYC	CAA-CBA-CGA-O2A
33	cI	202	CYC	CAA-CBA-CGA-O2A
33	eI	202	CYC	CAA-CBA-CGA-O2A
33	gI	302	CYC	CAA-CBA-CGA-O2A
33	iI	201	CYC	CAA-CBA-CGA-O2A
33	mI	201	CYC	CAA-CBA-CGA-O2A
33	cJ	202	CYC	CAA-CBA-CGA-O2A

Continued on next page...

Continued from previous page...

Mol	Chain	Res	Type	Atoms
33	eJ	202	CYC	CAA-CBA-CGA-O2A
33	gJ	201	CYC	CAA-CBA-CGA-O2A
33	iJ	201	CYC	CAA-CBA-CGA-O2A
33	mJ	201	CYC	CAA-CBA-CGA-O2A
33	5L	201	CYC	CAD-CBD-CGD-O2D
47	EE	101	HEM	CAA-CBA-CGA-O2A
47	f1	101	HEM	CAA-CBA-CGA-O2A
47	fE	101	HEM	CAA-CBA-CGA-O2A
33	BB	1001	CYC	C2D-C3D-CAD-CBD
33	B4	1001	CYC	C2D-C3D-CAD-CBD
36	cD	506	CLA	C11-C10-C8-C9
36	cE	506	CLA	C11-C10-C8-C9
36	BE	606	CLA	CBD-CGD-O2D-CED
36	b1	608	CLA	CBD-CGD-O2D-CED
33	OB	201	CYC	CAA-CBA-CGA-O1A
33	ML	201	CYC	CAA-CBA-CGA-O2A
33	g8	201	CYC	CAA-CBA-CGA-O2A
33	pB	201	CYC	CAA-CBA-CGA-O1A
44	cD	518	DGD	C1B-C2B-C3B-C4B
36	a1	405	CLA	C2A-CAA-CBA-CGA
36	c1	512	CLA	C2A-CAA-CBA-CGA
36	aD	404	CLA	C2A-CAA-CBA-CGA
36	cD	512	CLA	C2A-CAA-CBA-CGA
36	aE	404	CLA	C2A-CAA-CBA-CGA
36	a1	407	CLA	C11-C12-C13-C14
36	aD	406	CLA	C11-C12-C13-C14
36	aE	406	CLA	C11-C12-C13-C14
33	p4	201	CYC	CAA-CBA-CGA-O1A
33	9F	201	CYC	CAA-CBA-CGA-O2A
33	9K	201	CYC	CAA-CBA-CGA-O2A
44	cE	518	DGD	C1B-C2B-C3B-C4B
43	BD	615	BCR	C1-C6-C7-C8
43	BE	615	BCR	C1-C6-C7-C8
43	B1	615	BCR	C1-C6-C7-C8
43	b1	616	BCR	C1-C6-C7-C8
43	bD	616	BCR	C1-C6-C7-C8
43	bE	616	BCR	C1-C6-C7-C8
39	a1	410	LMG	C7-C8-C9-O8
39	aD	409	LMG	C7-C8-C9-O8
39	aE	409	LMG	C7-C8-C9-O8
33	WB	201	CYC	CAD-CBD-CGD-O1D
33	W4	201	CYC	CAD-CBD-CGD-O1D

Continued on next page...

Continued from previous page...

Mol	Chain	Res	Type	Atoms
33	gF	201	CYC	CAA-CBA-CGA-O1A
36	BD	611	CLA	C13-C15-C16-C17
36	BE	611	CLA	C13-C15-C16-C17
33	dK	201	CYC	C2B-C3B-CAB-CBB
36	c1	505	CLA	C4-C3-C5-C6
36	cD	506	CLA	C4-C3-C5-C6
36	cE	506	CLA	C4-C3-C5-C6
33	TB	201	CYC	C4C-C3C-CAC-CBC
33	T4	201	CYC	C4C-C3C-CAC-CBC
33	u4	201	CYC	C4C-C3C-CAC-CBC
33	uB	201	CYC	C4C-C3C-CAC-CBC
43	z1	101	BCR	C21-C22-C23-C24
43	zD	101	BCR	C21-C22-C23-C24
43	zE	101	BCR	C21-C22-C23-C24
36	CD	511	CLA	C10-C11-C12-C13
36	CE	511	CLA	C10-C11-C12-C13
36	B1	611	CLA	C13-C15-C16-C17
36	C1	511	CLA	C10-C11-C12-C13
36	b1	612	CLA	C13-C15-C16-C17
33	hF	201	CYC	C2B-C3B-CAB-CBB
33	hK	201	CYC	C2B-C3B-CAB-CBB
33	QB	201	CYC	C3D-CAD-CBD-CGD
33	LF	201	CYC	C2A-CAA-CBA-CGA
33	GG	201	CYC	C2A-CAA-CBA-CGA
33	LK	201	CYC	C2A-CAA-CBA-CGA
33	GL	201	CYC	C2A-CAA-CBA-CGA
33	y4	201	CYC	C3D-CAD-CBD-CGD
33	Q4	201	CYC	C3D-CAD-CBD-CGD
33	yB	201	CYC	C3D-CAD-CBD-CGD
33	SB	201	CYC	CAA-CBA-CGA-O2A
33	XF	201	CYC	CAD-CBD-CGD-O2D
33	QG	201	CYC	CAA-CBA-CGA-O1A
33	XK	201	CYC	CAD-CBD-CGD-O2D
33	QL	201	CYC	CAA-CBA-CGA-O1A
33	b3	201	CYC	CAD-CBD-CGD-O2D
33	S4	201	CYC	CAA-CBA-CGA-O2A
33	T4	201	CYC	CAA-CBA-CGA-O2A
33	d7	201	CYC	CAD-CBD-CGD-O2D
33	f8	201	CYC	CAD-CBD-CGD-O2D
33	lH	201	CYC	CAD-CBD-CGD-O2D
33	jJ	201	CYC	CAD-CBD-CGD-O2D
33	gK	201	CYC	CAA-CBA-CGA-O1A

Continued on next page...

Continued from previous page...

Mol	Chain	Res	Type	Atoms
36	bD	612	CLA	C13-C15-C16-C17
36	bE	612	CLA	C13-C15-C16-C17
33	YF	201	CYC	C2B-C3B-CAB-CBB
33	dF	201	CYC	C2B-C3B-CAB-CBB
33	h2	201	CYC	CAD-CBD-CGD-O2D
33	j2	201	CYC	CAD-CBD-CGD-O2D
33	d3	201	CYC	CAD-CBD-CGD-O2D
33	h3	201	CYC	CAD-CBD-CGD-O2D
33	j3	201	CYC	CAD-CBD-CGD-O2D
33	l3	201	CYC	CAD-CBD-CGD-O2D
33	o4	201	CYC	CAA-CBA-CGA-O2A
33	b5	201	CYC	CAD-CBD-CGD-O2D
33	h5	201	CYC	CAD-CBD-CGD-O2D
33	j5	201	CYC	CAD-CBD-CGD-O2D
33	l5	201	CYC	CAD-CBD-CGD-O2D
33	b6	201	CYC	CAD-CBD-CGD-O2D
33	h6	201	CYC	CAD-CBD-CGD-O2D
33	j6	201	CYC	CAD-CBD-CGD-O2D
33	l6	201	CYC	CAD-CBD-CGD-O2D
33	h7	201	CYC	CAD-CBD-CGD-O2D
33	j7	201	CYC	CAD-CBD-CGD-O2D
33	b8	201	CYC	CAD-CBD-CGD-O2D
33	h8	201	CYC	CAD-CBD-CGD-O2D
33	j8	201	CYC	CAD-CBD-CGD-O2D
33	l8	201	CYC	CAD-CBD-CGD-O2D
33	b9	201	CYC	CAD-CBD-CGD-O2D
33	h9	201	CYC	CAD-CBD-CGD-O2D
33	j9	201	CYC	CAD-CBD-CGD-O2D
33	hA	201	CYC	CAD-CBD-CGD-O2D
33	jA	201	CYC	CAD-CBD-CGD-O2D
33	oB	201	CYC	CAA-CBA-CGA-O2A
33	bC	201	CYC	CAD-CBD-CGD-O2D
33	hC	201	CYC	CAD-CBD-CGD-O2D
33	jC	201	CYC	CAD-CBD-CGD-O2D
33	aF	201	CYC	CAA-CBA-CGA-O2A
33	bH	201	CYC	CAD-CBD-CGD-O2D
33	hH	201	CYC	CAD-CBD-CGD-O2D
33	jH	201	CYC	CAD-CBD-CGD-O2D
33	bI	201	CYC	CAD-CBD-CGD-O2D
33	hI	201	CYC	CAD-CBD-CGD-O2D
33	jI	201	CYC	CAD-CBD-CGD-O2D
33	hJ	201	CYC	CAD-CBD-CGD-O2D

Continued on next page...

Continued from previous page...

Mol	Chain	Res	Type	Atoms
33	aK	201	CYC	CAA-CBA-CGA-O2A
39	CE	502	LMG	C30-C31-C32-C33
36	BD	602	CLA	C16-C17-C18-C20
36	BE	602	CLA	C16-C17-C18-C20
36	B1	602	CLA	C16-C17-C18-C20
36	b1	604	CLA	C16-C17-C18-C20
36	bD	604	CLA	C16-C17-C18-C20
36	bE	604	CLA	C16-C17-C18-C20
36	CD	515	CLA	C3-C5-C6-C7
33	BB	1002	CYC	CAA-CBA-CGA-O1A
33	CB	1001	CYC	CAA-CBA-CGA-O1A
33	TB	201	CYC	CAA-CBA-CGA-O2A
33	b2	201	CYC	CAD-CBD-CGD-O2D
33	d2	201	CYC	CAD-CBD-CGD-O2D
33	f2	201	CYC	CAD-CBD-CGD-O2D
33	l2	201	CYC	CAD-CBD-CGD-O2D
33	f3	201	CYC	CAD-CBD-CGD-O2D
33	B4	1002	CYC	CAA-CBA-CGA-O1A
33	C4	1001	CYC	CAA-CBA-CGA-O1A
33	d5	201	CYC	CAD-CBD-CGD-O2D
33	f5	201	CYC	CAD-CBD-CGD-O2D
33	d6	201	CYC	CAD-CBD-CGD-O2D
33	f6	201	CYC	CAD-CBD-CGD-O2D
33	b7	201	CYC	CAD-CBD-CGD-O2D
33	f7	201	CYC	CAD-CBD-CGD-O2D
33	l7	201	CYC	CAD-CBD-CGD-O2D
33	d8	201	CYC	CAD-CBD-CGD-O2D
33	d9	201	CYC	CAD-CBD-CGD-O2D
33	f9	201	CYC	CAD-CBD-CGD-O2D
33	l9	201	CYC	CAD-CBD-CGD-O2D
33	bA	201	CYC	CAD-CBD-CGD-O2D
33	dA	201	CYC	CAD-CBD-CGD-O2D
33	fA	201	CYC	CAD-CBD-CGD-O2D
33	lA	201	CYC	CAD-CBD-CGD-O2D
33	dC	201	CYC	CAD-CBD-CGD-O2D
33	fC	201	CYC	CAD-CBD-CGD-O2D
33	lC	201	CYC	CAD-CBD-CGD-O2D
33	dH	201	CYC	CAD-CBD-CGD-O2D
33	fH	201	CYC	CAD-CBD-CGD-O2D
33	dI	201	CYC	CAD-CBD-CGD-O2D
33	fI	201	CYC	CAD-CBD-CGD-O2D
33	lI	201	CYC	CAD-CBD-CGD-O2D

Continued on next page...

Continued from previous page...

Mol	Chain	Res	Type	Atoms
33	bJ	201	CYC	CAD-CBD-CGD-O2D
33	dJ	201	CYC	CAD-CBD-CGD-O2D
33	fJ	201	CYC	CAD-CBD-CGD-O2D
33	lJ	201	CYC	CAD-CBD-CGD-O2D
36	cE	512	CLA	C2A-CAA-CBA-CGA
39	CD	502	LMG	C30-C31-C32-C33
39	C1	502	LMG	C30-C31-C32-C33
33	B4	1001	CYC	C4D-C3D-CAD-CBD
33	YK	201	CYC	C2B-C3B-CAB-CBB
36	CE	515	CLA	C3-C5-C6-C7
36	C1	515	CLA	C3-C5-C6-C7
33	o4	201	CYC	CAA-CBA-CGA-O1A
33	oB	201	CYC	CAA-CBA-CGA-O1A
33	kF	201	CYC	CAA-CBA-CGA-O2A
33	7G	201	CYC	CAA-CBA-CGA-O2A
33	kK	201	CYC	CAA-CBA-CGA-O2A
33	7L	201	CYC	CAA-CBA-CGA-O2A
36	BD	602	CLA	C4B-C3B-CAB-CBB
36	BD	606	CLA	C4B-C3B-CAB-CBB
36	BE	602	CLA	C4B-C3B-CAB-CBB
36	BE	606	CLA	C4B-C3B-CAB-CBB
36	B1	602	CLA	C4B-C3B-CAB-CBB
36	B1	606	CLA	C4B-C3B-CAB-CBB
36	b1	604	CLA	C4B-C3B-CAB-CBB
36	b1	608	CLA	C4B-C3B-CAB-CBB
36	bD	604	CLA	C4B-C3B-CAB-CBB
36	bD	608	CLA	C4B-C3B-CAB-CBB
36	bE	604	CLA	C4B-C3B-CAB-CBB
36	bE	608	CLA	C4B-C3B-CAB-CBB
40	B1	623	LMT	C7-C8-C9-C10
37	a1	409	PL9	C30-C29-C31-C32
37	aD	408	PL9	C30-C29-C31-C32
37	aE	408	PL9	C30-C29-C31-C32
42	BD	620	LHG	C8-C7-O7-C5
42	BE	620	LHG	C8-C7-O7-C5
42	B1	621	LHG	C8-C7-O7-C5
36	BE	606	CLA	O1D-CGD-O2D-CED
40	BD	623	LMT	C7-C8-C9-C10
40	BE	623	LMT	C7-C8-C9-C10
36	CD	506	CLA	C11-C12-C13-C15
36	BE	609	CLA	C11-C10-C8-C7
36	CE	506	CLA	C11-C12-C13-C15

Continued on next page...

Continued from previous page...

Mol	Chain	Res	Type	Atoms
36	B1	609	CLA	C11-C10-C8-C7
36	C1	506	CLA	C11-C12-C13-C15
36	b1	610	CLA	C11-C10-C8-C7
36	c1	508	CLA	C11-C10-C8-C7
36	cD	508	CLA	C11-C10-C8-C7
36	cE	508	CLA	C11-C10-C8-C7
33	WB	201	CYC	CAA-CBA-CGA-O2A
33	RG	201	CYC	CAA-CBA-CGA-O1A
33	RL	201	CYC	CAA-CBA-CGA-O1A
33	W4	201	CYC	CAA-CBA-CGA-O2A
33	uB	201	CYC	CAA-CBA-CGA-O2A
36	BD	606	CLA	O1D-CGD-O2D-CED
42	a1	412	LHG	O1-C1-C2-O2
42	aD	411	LHG	O1-C1-C2-O2
42	aE	411	LHG	O1-C1-C2-O2
36	CD	515	CLA	C16-C17-C18-C19
36	C1	515	CLA	C16-C17-C18-C19
33	PB	201	CYC	CAD-CBD-CGD-O2D
33	WB	201	CYC	CAA-CBA-CGA-O1A
33	W4	201	CYC	CAA-CBA-CGA-O1A
33	u4	201	CYC	CAA-CBA-CGA-O2A
33	P4	201	CYC	CAD-CBD-CGD-O2D
42	DD	410	LHG	C1-C2-C3-O3
42	DE	410	LHG	C1-C2-C3-O3
42	D1	409	LHG	C1-C2-C3-O3
42	d1	410	LHG	C1-C2-C3-O3
42	dD	410	LHG	C1-C2-C3-O3
42	dE	410	LHG	C1-C2-C3-O3
38	DD	414	SQD	O47-C45-C46-O48
38	DE	414	SQD	O47-C45-C46-O48
38	D1	413	SQD	O47-C45-C46-O48
38	d1	414	SQD	O47-C45-C46-O48
38	dD	414	SQD	O47-C45-C46-O48
38	dE	414	SQD	O47-C45-C46-O48
39	JD	102	LMG	O7-C8-C9-O8
39	JE	102	LMG	O7-C8-C9-O8
39	J1	102	LMG	O7-C8-C9-O8
45	D1	402	PHO	C2C-C3C-CAC-CBC
39	d1	411	LMG	C18-C19-C20-C21
39	dD	411	LMG	C18-C19-C20-C21
33	RG	201	CYC	CAA-CBA-CGA-O2A
33	RL	201	CYC	CAA-CBA-CGA-O2A

Continued on next page...

Continued from previous page...

Mol	Chain	Res	Type	Atoms
33	g2	201	CYC	CAA-CBA-CGA-O1A
33	j2	202	CYC	CAA-CBA-CGA-O1A
33	m2	201	CYC	CAA-CBA-CGA-O1A
33	c3	202	CYC	CAA-CBA-CGA-O1A
33	g3	201	CYC	CAA-CBA-CGA-O1A
33	j3	202	CYC	CAA-CBA-CGA-O1A
33	m3	201	CYC	CAA-CBA-CGA-O1A
33	g5	201	CYC	CAA-CBA-CGA-O1A
33	i5	201	CYC	CAA-CBA-CGA-O1A
33	j5	202	CYC	CAA-CBA-CGA-O1A
33	m5	201	CYC	CAA-CBA-CGA-O1A
33	j6	202	CYC	CAA-CBA-CGA-O1A
33	m6	201	CYC	CAA-CBA-CGA-O1A
33	g7	201	CYC	CAA-CBA-CGA-O1A
33	i7	201	CYC	CAA-CBA-CGA-O1A
33	j7	202	CYC	CAA-CBA-CGA-O1A
33	m7	201	CYC	CAA-CBA-CGA-O1A
33	c8	202	CYC	CAA-CBA-CGA-O1A
33	g8	201	CYC	CAA-CBA-CGA-O1A
33	j8	202	CYC	CAA-CBA-CGA-O1A
33	m8	201	CYC	CAA-CBA-CGA-O1A
33	e9	202	CYC	CAA-CBA-CGA-O1A
33	g9	201	CYC	CAA-CBA-CGA-O1A
33	j9	202	CYC	CAA-CBA-CGA-O1A
33	m9	201	CYC	CAA-CBA-CGA-O1A
33	cA	202	CYC	CAA-CBA-CGA-O1A
33	gA	302	CYC	CAA-CBA-CGA-O1A
33	iA	201	CYC	CAA-CBA-CGA-O1A
33	jA	202	CYC	CAA-CBA-CGA-O1A
33	mA	201	CYC	CAA-CBA-CGA-O1A
33	cC	202	CYC	CAA-CBA-CGA-O1A
33	gC	302	CYC	CAA-CBA-CGA-O1A
33	jC	202	CYC	CAA-CBA-CGA-O1A
33	mC	201	CYC	CAA-CBA-CGA-O1A
33	gH	201	CYC	CAA-CBA-CGA-O1A
33	jH	202	CYC	CAA-CBA-CGA-O1A
33	mH	201	CYC	CAA-CBA-CGA-O1A
33	cI	202	CYC	CAA-CBA-CGA-O1A
33	gI	302	CYC	CAA-CBA-CGA-O1A
33	jI	202	CYC	CAA-CBA-CGA-O1A
33	mI	201	CYC	CAA-CBA-CGA-O1A
33	cJ	202	CYC	CAA-CBA-CGA-O1A

Continued on next page...

Continued from previous page...

Mol	Chain	Res	Type	Atoms
33	gJ	201	CYC	CAA-CBA-CGA-O1A
33	mJ	201	CYC	CAA-CBA-CGA-O1A
47	ED	101	HEM	CAD-CBD-CGD-O1D
47	E1	101	HEM	CAD-CBD-CGD-O1D
47	f1	101	HEM	CAD-CBD-CGD-O1D
47	fD	101	HEM	CAD-CBD-CGD-O1D
47	fE	101	HEM	CAD-CBD-CGD-O1D
39	dE	411	LMG	C18-C19-C20-C21
36	IE	101	CLA	O1A-CGA-O2A-C1
36	BD	602	CLA	C2A-CAA-CBA-CGA
36	BE	602	CLA	C2A-CAA-CBA-CGA
36	c1	507	CLA	C2A-CAA-CBA-CGA
36	cD	507	CLA	C2A-CAA-CBA-CGA
36	cE	507	CLA	C2A-CAA-CBA-CGA
39	DD	411	LMG	C18-C19-C20-C21
39	DE	411	LMG	C18-C19-C20-C21
36	CE	515	CLA	C16-C17-C18-C19
37	d1	408	PL9	C2-C3-C7-C8
37	dD	408	PL9	C2-C3-C7-C8
37	dE	408	PL9	C2-C3-C7-C8
42	l1	101	LHG	C8-C7-O7-C5
42	lD	101	LHG	C8-C7-O7-C5
42	lE	101	LHG	C8-C7-O7-C5
33	SB	201	CYC	CAD-CBD-CGD-O2D
33	c2	202	CYC	CAA-CBA-CGA-O1A
33	i2	201	CYC	CAA-CBA-CGA-O1A
33	S4	201	CYC	CAD-CBD-CGD-O2D
33	c6	202	CYC	CAA-CBA-CGA-O1A
33	g6	201	CYC	CAA-CBA-CGA-O1A
33	e8	202	CYC	CAA-CBA-CGA-O1A
33	i8	201	CYC	CAA-CBA-CGA-O1A
33	eA	202	CYC	CAA-CBA-CGA-O1A
33	cH	202	CYC	CAA-CBA-CGA-O1A
33	iH	201	CYC	CAA-CBA-CGA-O1A
33	iI	201	CYC	CAA-CBA-CGA-O1A
33	iJ	201	CYC	CAA-CBA-CGA-O1A
33	jJ	202	CYC	CAA-CBA-CGA-O1A
33	7L	201	CYC	CAD-CBD-CGD-O2D
47	EE	101	HEM	CAD-CBD-CGD-O1D
36	B1	606	CLA	O1D-CGD-O2D-CED
36	BD	611	CLA	CBA-CGA-O2A-C1
36	BE	611	CLA	CBA-CGA-O2A-C1

Continued on next page...

Continued from previous page...

Mol	Chain	Res	Type	Atoms
36	B1	611	CLA	CBA-CGA-O2A-C1
36	b1	612	CLA	CBA-CGA-O2A-C1
36	bD	612	CLA	CBA-CGA-O2A-C1
36	bE	612	CLA	CBA-CGA-O2A-C1
36	I1	101	CLA	O1A-CGA-O2A-C1
39	D1	410	LMG	C18-C19-C20-C21
40	AD	412	LMT	C9-C10-C11-C12
40	AE	412	LMT	C9-C10-C11-C12
40	A1	413	LMT	C9-C10-C11-C12
36	BD	604	CLA	C4-C3-C5-C6
36	BE	604	CLA	C4-C3-C5-C6
36	B1	604	CLA	C4-C3-C5-C6
36	b1	606	CLA	C4-C3-C5-C6
36	bD	606	CLA	C4-C3-C5-C6
36	bE	606	CLA	C4-C3-C5-C6
37	DD	408	PL9	C20-C19-C21-C22
37	DE	408	PL9	C20-C19-C21-C22
37	D1	407	PL9	C20-C19-C21-C22
37	d1	408	PL9	C20-C19-C21-C22
37	dD	408	PL9	C20-C19-C21-C22
37	dE	408	PL9	C20-C19-C21-C22
36	C1	515	CLA	C15-C16-C17-C18
47	VD	201	HEM	C3D-CAD-CBD-CGD
47	VE	201	HEM	C3D-CAD-CBD-CGD
47	V1	201	HEM	C3D-CAD-CBD-CGD
47	v1	201	HEM	C3D-CAD-CBD-CGD
47	vD	201	HEM	C3D-CAD-CBD-CGD
47	vE	201	HEM	C3D-CAD-CBD-CGD
33	aF	201	CYC	C2B-C3B-CAB-CBB
33	e2	202	CYC	CAA-CBA-CGA-O1A
33	e3	202	CYC	CAA-CBA-CGA-O1A
33	i3	201	CYC	CAA-CBA-CGA-O1A
33	c5	202	CYC	CAA-CBA-CGA-O1A
33	e5	202	CYC	CAA-CBA-CGA-O1A
33	e6	202	CYC	CAA-CBA-CGA-O1A
33	i6	201	CYC	CAA-CBA-CGA-O1A
33	c7	202	CYC	CAA-CBA-CGA-O1A
33	e7	202	CYC	CAA-CBA-CGA-O1A
33	c9	202	CYC	CAA-CBA-CGA-O1A
33	i9	201	CYC	CAA-CBA-CGA-O1A
33	eC	202	CYC	CAA-CBA-CGA-O1A
33	iC	201	CYC	CAA-CBA-CGA-O1A

Continued on next page...

Continued from previous page...

Mol	Chain	Res	Type	Atoms
33	1G	201	CYC	CAD-CBD-CGD-O2D
33	7G	201	CYC	CAD-CBD-CGD-O2D
33	eH	202	CYC	CAA-CBA-CGA-O1A
33	eI	202	CYC	CAA-CBA-CGA-O1A
33	eJ	202	CYC	CAA-CBA-CGA-O1A
33	1L	201	CYC	CAD-CBD-CGD-O2D
36	ID	101	CLA	O1A-CGA-O2A-C1
36	BD	603	CLA	C2-C3-C5-C6
36	BD	606	CLA	C2-C3-C5-C6
36	XD	101	CLA	C2-C3-C5-C6
36	BE	603	CLA	C2-C3-C5-C6
36	BE	606	CLA	C2-C3-C5-C6
36	XE	101	CLA	C2-C3-C5-C6
36	B1	603	CLA	C2-C3-C5-C6
36	B1	606	CLA	C2-C3-C5-C6
36	X1	101	CLA	C2-C3-C5-C6
36	b1	605	CLA	C2-C3-C5-C6
36	b1	608	CLA	C2-C3-C5-C6
36	x1	101	CLA	C2-C3-C5-C6
36	bD	605	CLA	C2-C3-C5-C6
36	bD	608	CLA	C2-C3-C5-C6
36	xD	101	CLA	C2-C3-C5-C6
36	bE	605	CLA	C2-C3-C5-C6
36	bE	608	CLA	C2-C3-C5-C6
36	xE	101	CLA	C2-C3-C5-C6
33	aK	201	CYC	C2B-C3B-CAB-CBB
39	yE	101	LMG	C16-C17-C18-C19
39	ME	101	LMG	O6-C5-C6-O5
39	j1	102	LMG	O10-C28-C29-C30
39	jD	102	LMG	O10-C28-C29-C30
39	jE	102	LMG	O10-C28-C29-C30
36	cD	506	CLA	C16-C17-C18-C20
38	h1	103	SQD	O47-C7-C8-C9
38	hD	103	SQD	O47-C7-C8-C9
38	hE	103	SQD	O47-C7-C8-C9
36	AD	405	CLA	C14-C13-C15-C16
36	BD	603	CLA	C6-C7-C8-C9
36	BD	608	CLA	C11-C10-C8-C9
36	CD	506	CLA	C11-C10-C8-C9
36	CD	508	CLA	C14-C13-C15-C16
36	XD	101	CLA	C14-C13-C15-C16
36	AE	405	CLA	C14-C13-C15-C16

Continued on next page...

Continued from previous page...

Mol	Chain	Res	Type	Atoms
36	BE	603	CLA	C6-C7-C8-C9
36	BE	608	CLA	C11-C10-C8-C9
36	CE	506	CLA	C11-C10-C8-C9
36	CE	508	CLA	C14-C13-C15-C16
36	A1	405	CLA	C14-C13-C15-C16
36	B1	603	CLA	C6-C7-C8-C9
36	B1	608	CLA	C11-C10-C8-C9
36	C1	506	CLA	C11-C10-C8-C9
36	C1	508	CLA	C14-C13-C15-C16
36	b1	605	CLA	C6-C7-C8-C9
36	c1	505	CLA	C11-C10-C8-C9
36	c1	507	CLA	C11-C12-C13-C14
36	c1	511	CLA	C6-C7-C8-C9
36	c1	512	CLA	C14-C13-C15-C16
36	x1	101	CLA	C14-C13-C15-C16
36	bD	605	CLA	C6-C7-C8-C9
36	cD	507	CLA	C11-C12-C13-C14
36	cD	511	CLA	C6-C7-C8-C9
36	cD	512	CLA	C14-C13-C15-C16
36	bE	605	CLA	C6-C7-C8-C9
36	cE	507	CLA	C11-C12-C13-C14
36	cE	511	CLA	C6-C7-C8-C9
36	cE	512	CLA	C14-C13-C15-C16
36	xE	101	CLA	C14-C13-C15-C16
45	DD	401	PHO	C6-C7-C8-C9
39	mD	101	LMG	O6-C5-C6-O5
45	DD	403	PHO	C2C-C3C-CAC-CBC
39	yD	101	LMG	C16-C17-C18-C19
33	aB	201	CYC	CAA-CBA-CGA-O2A
39	y1	101	LMG	C16-C17-C18-C19
36	CD	509	CLA	C3A-C2A-CAA-CBA
36	CE	509	CLA	C3A-C2A-CAA-CBA
36	C1	509	CLA	C3A-C2A-CAA-CBA
36	CE	515	CLA	C15-C16-C17-C18
39	CD	502	LMG	O7-C10-C11-C12
39	CE	502	LMG	O7-C10-C11-C12
39	C1	502	LMG	O7-C10-C11-C12
39	m1	101	LMG	O6-C5-C6-O5
33	MG	201	CYC	CAD-CBD-CGD-O2D
33	ML	201	CYC	CAD-CBD-CGD-O2D
33	a4	201	CYC	CAA-CBA-CGA-O2A
33	r4	201	CYC	CAA-CBA-CGA-O2A

Continued on next page...

Continued from previous page...

Mol	Chain	Res	Type	Atoms
33	rB	201	CYC	CAA-CBA-CGA-O2A
33	BB	1001	CYC	C4D-C3D-CAD-CBD
36	BD	609	CLA	CAD-CBD-CGD-O2D
36	CD	505	CLA	CAD-CBD-CGD-O2D
36	CD	512	CLA	CAD-CBD-CGD-O2D
36	XD	101	CLA	CAD-CBD-CGD-O2D
36	BE	609	CLA	CAD-CBD-CGD-O2D
36	CE	505	CLA	CAD-CBD-CGD-O2D
36	CE	512	CLA	CAD-CBD-CGD-O2D
36	XE	101	CLA	CAD-CBD-CGD-O2D
36	B1	609	CLA	CAD-CBD-CGD-O2D
36	C1	505	CLA	CAD-CBD-CGD-O2D
36	C1	512	CLA	CAD-CBD-CGD-O2D
36	X1	101	CLA	CAD-CBD-CGD-O2D
36	a1	406	CLA	CAD-CBD-CGD-O2D
36	b1	610	CLA	CAD-CBD-CGD-O2D
36	c1	502	CLA	CAD-CBD-CGD-O2D
36	x1	101	CLA	CAD-CBD-CGD-O2D
36	aD	405	CLA	CAD-CBD-CGD-O2D
36	bD	610	CLA	CAD-CBD-CGD-O2D
36	cD	503	CLA	CAD-CBD-CGD-O2D
36	xD	101	CLA	CAD-CBD-CGD-O2D
36	aE	405	CLA	CAD-CBD-CGD-O2D
36	bE	610	CLA	CAD-CBD-CGD-O2D
36	cE	503	CLA	CAD-CBD-CGD-O2D
36	xE	101	CLA	CAD-CBD-CGD-O2D
38	LD	101	SQD	C44-C45-O47-C7
38	LD	101	SQD	C46-C45-O47-C7
38	LD	102	SQD	C44-C45-O47-C7
38	LD	102	SQD	C46-C45-O47-C7
38	LE	101	SQD	C44-C45-O47-C7
38	LE	101	SQD	C46-C45-O47-C7
38	LE	102	SQD	C44-C45-O47-C7
38	LE	102	SQD	C46-C45-O47-C7
38	L1	101	SQD	C44-C45-O47-C7
38	L1	101	SQD	C46-C45-O47-C7
38	L1	102	SQD	C44-C45-O47-C7
38	L1	102	SQD	C46-C45-O47-C7
44	c1	516	DGD	C1G-C2G-O2G-C1B
44	cD	516	DGD	C1G-C2G-O2G-C1B
44	cE	516	DGD	C1G-C2G-O2G-C1B
42	AD	411	LHG	C23-C24-C25-C26

Continued on next page...

Continued from previous page...

Mol	Chain	Res	Type	Atoms
42	AE	411	LHG	C23-C24-C25-C26
42	A1	411	LHG	C23-C24-C25-C26
36	cD	506	CLA	C16-C17-C18-C19
36	cE	506	CLA	C16-C17-C18-C19
36	cE	506	CLA	C16-C17-C18-C20
36	BD	613	CLA	C10-C11-C12-C13
36	CD	515	CLA	C15-C16-C17-C18
36	BE	613	CLA	C10-C11-C12-C13
36	B1	613	CLA	C10-C11-C12-C13
36	b1	614	CLA	C10-C11-C12-C13
36	bD	614	CLA	C10-C11-C12-C13
36	bE	614	CLA	C10-C11-C12-C13
39	MD	101	LMG	O6-C5-C6-O5
39	M1	101	LMG	O6-C5-C6-O5
39	mE	101	LMG	O6-C5-C6-O5
36	B1	602	CLA	C2A-CAA-CBA-CGA
36	b1	604	CLA	C2A-CAA-CBA-CGA
36	bD	604	CLA	C2A-CAA-CBA-CGA
36	bE	604	CLA	C2A-CAA-CBA-CGA
44	c1	518	DGD	O6D-C5D-C6D-O5D
44	cD	518	DGD	O6D-C5D-C6D-O5D
44	cE	518	DGD	O6D-C5D-C6D-O5D
33	a4	201	CYC	CAD-CBD-CGD-O2D
33	aB	201	CYC	CAD-CBD-CGD-O2D
36	c1	505	CLA	C16-C17-C18-C20
33	AG	201	CYC	CAA-CBA-CGA-O2A
33	AL	201	CYC	CAA-CBA-CGA-O2A
33	r4	201	CYC	CAA-CBA-CGA-O1A
33	Q4	201	CYC	CAA-CBA-CGA-O1A
33	cF	201	CYC	CAA-CBA-CGA-O2A
40	DE	413	LMT	C7-C8-C9-C10
45	DE	403	PHO	C2C-C3C-CAC-CBC
37	a1	409	PL9	C28-C29-C31-C32
37	aD	408	PL9	C28-C29-C31-C32
37	aE	408	PL9	C28-C29-C31-C32
36	CD	503	CLA	CAA-CBA-CGA-O2A
36	CE	503	CLA	CAA-CBA-CGA-O2A
36	C1	503	CLA	CAA-CBA-CGA-O2A
42	DD	410	LHG	O8-C23-C24-C25
42	DE	410	LHG	O8-C23-C24-C25
42	D1	409	LHG	O8-C23-C24-C25
42	d1	410	LHG	O8-C23-C24-C25

Continued on next page...

Continued from previous page...

Mol	Chain	Res	Type	Atoms
42	dD	410	LHG	O8-C23-C24-C25
42	dE	410	LHG	O8-C23-C24-C25
42	DE	409	LHG	C25-C26-C27-C28
40	DD	413	LMT	C7-C8-C9-C10
42	DD	409	LHG	C25-C26-C27-C28
42	DE	409	LHG	C33-C34-C35-C36
42	D1	408	LHG	C33-C34-C35-C36
38	B1	622	SQD	C7-C8-C9-C10
39	JD	102	LMG	C7-C8-C9-O8
39	JE	102	LMG	C7-C8-C9-O8
39	J1	102	LMG	C7-C8-C9-O8
44	HD	102	DGD	C1G-C2G-C3G-O3G
44	HE	102	DGD	C1G-C2G-C3G-O3G
44	H1	102	DGD	C1G-C2G-C3G-O3G
33	LG	201	CYC	CAA-CBA-CGA-O1A
33	m2	201	CYC	CAD-CBD-CGD-O2D
33	m6	201	CYC	CAD-CBD-CGD-O2D
33	m9	201	CYC	CAD-CBD-CGD-O2D
33	rB	201	CYC	CAA-CBA-CGA-O1A
33	mI	201	CYC	CAD-CBD-CGD-O2D
40	D1	412	LMT	C7-C8-C9-C10
42	DD	409	LHG	C33-C34-C35-C36
42	D1	408	LHG	C25-C26-C27-C28
36	bD	608	CLA	O1D-CGD-O2D-CED
42	dD	409	LHG	C25-C26-C27-C28
42	dE	409	LHG	C25-C26-C27-C28
33	t4	1001	CYC	C4B-C3B-CAB-CBB
36	ID	101	CLA	CAA-CBA-CGA-O2A
36	IE	101	CLA	CAA-CBA-CGA-O2A
36	I1	101	CLA	CAA-CBA-CGA-O2A
38	AE	407	SQD	O47-C7-C8-C9
39	a1	410	LMG	O7-C10-C11-C12
39	aD	409	LMG	O7-C10-C11-C12
39	aE	409	LMG	O7-C10-C11-C12
36	c1	505	CLA	C16-C17-C18-C19
42	d1	409	LHG	C25-C26-C27-C28
33	PB	201	CYC	CAA-CBA-CGA-O1A
33	QB	201	CYC	CAA-CBA-CGA-O1A
33	XB	201	CYC	CAA-CBA-CGA-O1A
33	XB	201	CYC	CAA-CBA-CGA-O2A
33	AG	201	CYC	CAA-CBA-CGA-O1A
33	AL	201	CYC	CAA-CBA-CGA-O1A

Continued on next page...

Continued from previous page...

Mol	Chain	Res	Type	Atoms
33	LL	201	CYC	CAA-CBA-CGA-O1A
33	m3	201	CYC	CAD-CBD-CGD-O2D
33	X4	201	CYC	CAA-CBA-CGA-O1A
33	X4	201	CYC	CAA-CBA-CGA-O2A
33	u4	201	CYC	CAA-CBA-CGA-O1A
33	P4	201	CYC	CAA-CBA-CGA-O1A
33	uB	201	CYC	CAA-CBA-CGA-O1A
33	cK	201	CYC	CAA-CBA-CGA-O2A
42	d1	409	LHG	C33-C34-C35-C36
42	dD	409	LHG	C33-C34-C35-C36
42	dE	409	LHG	C33-C34-C35-C36
38	AD	407	SQD	O47-C7-C8-C9
38	A1	407	SQD	O47-C7-C8-C9
33	PB	201	CYC	CAD-CBD-CGD-O1D
33	MG	201	CYC	CAD-CBD-CGD-O1D
33	ML	201	CYC	CAD-CBD-CGD-O1D
33	c2	202	CYC	CAD-CBD-CGD-O2D
33	g2	201	CYC	CAD-CBD-CGD-O2D
33	i2	201	CYC	CAD-CBD-CGD-O2D
33	j2	202	CYC	CAD-CBD-CGD-O2D
33	g3	201	CYC	CAD-CBD-CGD-O2D
33	j3	202	CYC	CAD-CBD-CGD-O2D
33	a4	201	CYC	CAA-CBA-CGA-O1A
33	P4	201	CYC	CAD-CBD-CGD-O1D
33	g5	201	CYC	CAD-CBD-CGD-O2D
33	i5	201	CYC	CAD-CBD-CGD-O2D
33	j5	202	CYC	CAD-CBD-CGD-O2D
33	m5	201	CYC	CAD-CBD-CGD-O2D
33	g6	201	CYC	CAD-CBD-CGD-O2D
33	j6	202	CYC	CAD-CBD-CGD-O2D
33	e7	202	CYC	CAD-CBD-CGD-O2D
33	i7	201	CYC	CAD-CBD-CGD-O2D
33	j7	202	CYC	CAD-CBD-CGD-O2D
33	m7	201	CYC	CAD-CBD-CGD-O2D
33	c8	202	CYC	CAD-CBD-CGD-O2D
33	g8	201	CYC	CAD-CBD-CGD-O2D
33	j8	202	CYC	CAD-CBD-CGD-O2D
33	m8	201	CYC	CAD-CBD-CGD-O2D
33	g9	201	CYC	CAD-CBD-CGD-O2D
33	i9	201	CYC	CAD-CBD-CGD-O2D
33	j9	202	CYC	CAD-CBD-CGD-O2D
33	gA	302	CYC	CAD-CBD-CGD-O2D

Continued on next page...

Continued from previous page...

Mol	Chain	Res	Type	Atoms
33	iA	201	CYC	CAD-CBD-CGD-O2D
33	jA	202	CYC	CAD-CBD-CGD-O2D
33	mA	201	CYC	CAD-CBD-CGD-O2D
33	aB	201	CYC	CAA-CBA-CGA-O1A
33	gC	302	CYC	CAD-CBD-CGD-O2D
33	iC	201	CYC	CAD-CBD-CGD-O2D
33	jC	202	CYC	CAD-CBD-CGD-O2D
33	mC	201	CYC	CAD-CBD-CGD-O2D
33	1G	201	CYC	CAD-CBD-CGD-O1D
33	gH	201	CYC	CAD-CBD-CGD-O2D
33	iH	201	CYC	CAD-CBD-CGD-O2D
33	jH	202	CYC	CAD-CBD-CGD-O2D
33	mH	201	CYC	CAD-CBD-CGD-O2D
33	cI	202	CYC	CAD-CBD-CGD-O2D
33	gI	302	CYC	CAD-CBD-CGD-O2D
33	jI	202	CYC	CAD-CBD-CGD-O2D
33	cJ	202	CYC	CAD-CBD-CGD-O2D
33	gJ	201	CYC	CAD-CBD-CGD-O2D
33	iJ	201	CYC	CAD-CBD-CGD-O2D
33	jJ	202	CYC	CAD-CBD-CGD-O2D
33	mJ	201	CYC	CAD-CBD-CGD-O2D
33	1L	201	CYC	CAD-CBD-CGD-O1D
38	cE	502	SQD	C30-C31-C32-C33
38	cD	502	SQD	C30-C31-C32-C33
38	BD	621	SQD	C7-C8-C9-C10
38	BE	621	SQD	C7-C8-C9-C10
38	c1	501	SQD	C30-C31-C32-C33
36	BD	602	CLA	CHA-CBD-CGD-O2D
36	BD	603	CLA	CHA-CBD-CGD-O2D
36	BD	608	CLA	CHA-CBD-CGD-O2D
36	BD	611	CLA	CHA-CBD-CGD-O1D
36	BD	611	CLA	CHA-CBD-CGD-O2D
36	CD	504	CLA	CHA-CBD-CGD-O1D
36	CD	504	CLA	CHA-CBD-CGD-O2D
36	CD	509	CLA	CHA-CBD-CGD-O1D
36	CD	509	CLA	CHA-CBD-CGD-O2D
36	HD	101	CLA	CHA-CBD-CGD-O1D
36	HD	101	CLA	CHA-CBD-CGD-O2D
36	BE	602	CLA	CHA-CBD-CGD-O2D
36	BE	603	CLA	CHA-CBD-CGD-O2D
36	BE	608	CLA	CHA-CBD-CGD-O2D
36	BE	611	CLA	CHA-CBD-CGD-O1D

Continued on next page...

Continued from previous page...

Mol	Chain	Res	Type	Atoms
36	BE	611	CLA	CHA-CBD-CGD-O2D
36	CE	504	CLA	CHA-CBD-CGD-O1D
36	CE	504	CLA	CHA-CBD-CGD-O2D
36	CE	509	CLA	CHA-CBD-CGD-O1D
36	CE	509	CLA	CHA-CBD-CGD-O2D
36	HE	101	CLA	CHA-CBD-CGD-O1D
36	HE	101	CLA	CHA-CBD-CGD-O2D
36	B1	602	CLA	CHA-CBD-CGD-O2D
36	B1	603	CLA	CHA-CBD-CGD-O2D
36	B1	608	CLA	CHA-CBD-CGD-O2D
36	B1	611	CLA	CHA-CBD-CGD-O1D
36	B1	611	CLA	CHA-CBD-CGD-O2D
36	C1	504	CLA	CHA-CBD-CGD-O1D
36	C1	504	CLA	CHA-CBD-CGD-O2D
36	C1	509	CLA	CHA-CBD-CGD-O1D
36	C1	509	CLA	CHA-CBD-CGD-O2D
36	H1	101	CLA	CHA-CBD-CGD-O1D
36	H1	101	CLA	CHA-CBD-CGD-O2D
36	b1	604	CLA	CHA-CBD-CGD-O2D
36	b1	605	CLA	CHA-CBD-CGD-O1D
36	b1	605	CLA	CHA-CBD-CGD-O2D
36	b1	612	CLA	CHA-CBD-CGD-O1D
36	b1	612	CLA	CHA-CBD-CGD-O2D
36	c1	510	CLA	CHA-CBD-CGD-O2D
36	c1	511	CLA	CHA-CBD-CGD-O2D
36	d1	403	CLA	CHA-CBD-CGD-O2D
36	h1	102	CLA	CHA-CBD-CGD-O1D
36	h1	102	CLA	CHA-CBD-CGD-O2D
36	bD	604	CLA	CHA-CBD-CGD-O2D
36	bD	605	CLA	CHA-CBD-CGD-O1D
36	bD	605	CLA	CHA-CBD-CGD-O2D
36	bD	612	CLA	CHA-CBD-CGD-O1D
36	bD	612	CLA	CHA-CBD-CGD-O2D
36	cD	510	CLA	CHA-CBD-CGD-O2D
36	cD	511	CLA	CHA-CBD-CGD-O2D
36	dD	403	CLA	CHA-CBD-CGD-O2D
36	hD	102	CLA	CHA-CBD-CGD-O1D
36	hD	102	CLA	CHA-CBD-CGD-O2D
36	bE	604	CLA	CHA-CBD-CGD-O2D
36	bE	605	CLA	CHA-CBD-CGD-O1D
36	bE	605	CLA	CHA-CBD-CGD-O2D
36	bE	612	CLA	CHA-CBD-CGD-O1D

Continued on next page...

Continued from previous page...

Mol	Chain	Res	Type	Atoms
36	bE	612	CLA	CHA-CBD-CGD-O2D
36	cE	510	CLA	CHA-CBD-CGD-O2D
36	cE	511	CLA	CHA-CBD-CGD-O2D
36	dE	403	CLA	CHA-CBD-CGD-O2D
36	hE	102	CLA	CHA-CBD-CGD-O1D
36	hE	102	CLA	CHA-CBD-CGD-O2D
33	PB	201	CYC	CAA-CBA-CGA-O2A
33	c2	202	CYC	CAD-CBD-CGD-O1D
33	e2	202	CYC	CAD-CBD-CGD-O1D
33	e2	202	CYC	CAD-CBD-CGD-O2D
33	g2	201	CYC	CAD-CBD-CGD-O1D
33	i2	201	CYC	CAD-CBD-CGD-O1D
33	j2	202	CYC	CAD-CBD-CGD-O1D
33	m2	201	CYC	CAD-CBD-CGD-O1D
33	c3	202	CYC	CAD-CBD-CGD-O1D
33	c3	202	CYC	CAD-CBD-CGD-O2D
33	e3	202	CYC	CAD-CBD-CGD-O1D
33	e3	202	CYC	CAD-CBD-CGD-O2D
33	g3	201	CYC	CAD-CBD-CGD-O1D
33	i3	201	CYC	CAD-CBD-CGD-O1D
33	i3	201	CYC	CAD-CBD-CGD-O2D
33	j3	202	CYC	CAD-CBD-CGD-O1D
33	m3	201	CYC	CAD-CBD-CGD-O1D
33	a4	201	CYC	CAD-CBD-CGD-O1D
33	P4	201	CYC	CAA-CBA-CGA-O2A
33	c5	202	CYC	CAD-CBD-CGD-O1D
33	c5	202	CYC	CAD-CBD-CGD-O2D
33	e5	202	CYC	CAD-CBD-CGD-O1D
33	e5	202	CYC	CAD-CBD-CGD-O2D
33	g5	201	CYC	CAD-CBD-CGD-O1D
33	i5	201	CYC	CAD-CBD-CGD-O1D
33	j5	202	CYC	CAD-CBD-CGD-O1D
33	m5	201	CYC	CAD-CBD-CGD-O1D
33	c6	202	CYC	CAD-CBD-CGD-O1D
33	c6	202	CYC	CAD-CBD-CGD-O2D
33	e6	202	CYC	CAD-CBD-CGD-O1D
33	e6	202	CYC	CAD-CBD-CGD-O2D
33	g6	201	CYC	CAD-CBD-CGD-O1D
33	i6	201	CYC	CAD-CBD-CGD-O1D
33	i6	201	CYC	CAD-CBD-CGD-O2D
33	j6	202	CYC	CAD-CBD-CGD-O1D
33	m6	201	CYC	CAD-CBD-CGD-O1D

Continued on next page...

Continued from previous page...

Mol	Chain	Res	Type	Atoms
33	c7	202	CYC	CAD-CBD-CGD-O1D
33	c7	202	CYC	CAD-CBD-CGD-O2D
33	e7	202	CYC	CAD-CBD-CGD-O1D
33	g7	201	CYC	CAD-CBD-CGD-O1D
33	g7	201	CYC	CAD-CBD-CGD-O2D
33	i7	201	CYC	CAD-CBD-CGD-O1D
33	j7	202	CYC	CAD-CBD-CGD-O1D
33	m7	201	CYC	CAD-CBD-CGD-O1D
33	c8	202	CYC	CAD-CBD-CGD-O1D
33	e8	202	CYC	CAD-CBD-CGD-O1D
33	e8	202	CYC	CAD-CBD-CGD-O2D
33	g8	201	CYC	CAD-CBD-CGD-O1D
33	i8	201	CYC	CAD-CBD-CGD-O1D
33	i8	201	CYC	CAD-CBD-CGD-O2D
33	j8	202	CYC	CAD-CBD-CGD-O1D
33	m8	201	CYC	CAD-CBD-CGD-O1D
33	c9	202	CYC	CAD-CBD-CGD-O1D
33	c9	202	CYC	CAD-CBD-CGD-O2D
33	e9	202	CYC	CAD-CBD-CGD-O1D
33	e9	202	CYC	CAD-CBD-CGD-O2D
33	g9	201	CYC	CAD-CBD-CGD-O1D
33	i9	201	CYC	CAD-CBD-CGD-O1D
33	j9	202	CYC	CAD-CBD-CGD-O1D
33	m9	201	CYC	CAD-CBD-CGD-O1D
33	cA	202	CYC	CAD-CBD-CGD-O1D
33	cA	202	CYC	CAD-CBD-CGD-O2D
33	eA	202	CYC	CAD-CBD-CGD-O1D
33	eA	202	CYC	CAD-CBD-CGD-O2D
33	gA	302	CYC	CAD-CBD-CGD-O1D
33	iA	201	CYC	CAD-CBD-CGD-O1D
33	jA	202	CYC	CAD-CBD-CGD-O1D
33	mA	201	CYC	CAD-CBD-CGD-O1D
33	aB	201	CYC	CAD-CBD-CGD-O1D
33	cC	202	CYC	CAD-CBD-CGD-O1D
33	cC	202	CYC	CAD-CBD-CGD-O2D
33	eC	202	CYC	CAD-CBD-CGD-O1D
33	eC	202	CYC	CAD-CBD-CGD-O2D
33	gC	302	CYC	CAD-CBD-CGD-O1D
33	iC	201	CYC	CAD-CBD-CGD-O1D
33	jC	202	CYC	CAD-CBD-CGD-O1D
33	mC	201	CYC	CAD-CBD-CGD-O1D
33	cF	201	CYC	CAA-CBA-CGA-O1A

Continued on next page...

Continued from previous page...

Mol	Chain	Res	Type	Atoms
33	cH	202	CYC	CAD-CBD-CGD-O1D
33	cH	202	CYC	CAD-CBD-CGD-O2D
33	eH	202	CYC	CAD-CBD-CGD-O1D
33	eH	202	CYC	CAD-CBD-CGD-O2D
33	gH	201	CYC	CAD-CBD-CGD-O1D
33	iH	201	CYC	CAD-CBD-CGD-O1D
33	jH	202	CYC	CAD-CBD-CGD-O1D
33	mH	201	CYC	CAD-CBD-CGD-O1D
33	cI	202	CYC	CAD-CBD-CGD-O1D
33	eI	202	CYC	CAD-CBD-CGD-O1D
33	eI	202	CYC	CAD-CBD-CGD-O2D
33	gI	302	CYC	CAD-CBD-CGD-O1D
33	iI	201	CYC	CAD-CBD-CGD-O1D
33	iI	201	CYC	CAD-CBD-CGD-O2D
33	jI	202	CYC	CAD-CBD-CGD-O1D
33	mI	201	CYC	CAD-CBD-CGD-O1D
33	cJ	202	CYC	CAD-CBD-CGD-O1D
33	eJ	202	CYC	CAD-CBD-CGD-O1D
33	eJ	202	CYC	CAD-CBD-CGD-O2D
33	gJ	201	CYC	CAD-CBD-CGD-O1D
33	iJ	201	CYC	CAD-CBD-CGD-O1D
33	jJ	202	CYC	CAD-CBD-CGD-O1D
33	mJ	201	CYC	CAD-CBD-CGD-O1D
33	cK	201	CYC	CAA-CBA-CGA-O1A
39	a1	408	LMG	O7-C10-C11-C12
39	aD	407	LMG	O7-C10-C11-C12
39	aE	407	LMG	O7-C10-C11-C12
42	e1	101	LHG	O6-C4-C5-C6
42	eD	101	LHG	O6-C4-C5-C6
42	eE	101	LHG	O6-C4-C5-C6
40	bD	601	LMT	C5-C6-C7-C8
40	bE	601	LMT	C5-C6-C7-C8
37	DD	408	PL9	C2-C3-C7-C8
37	DE	408	PL9	C2-C3-C7-C8
37	D1	407	PL9	C2-C3-C7-C8
36	BD	609	CLA	CAA-CBA-CGA-O2A
36	BE	609	CLA	CAA-CBA-CGA-O2A
36	B1	609	CLA	CAA-CBA-CGA-O2A
36	b1	610	CLA	CAA-CBA-CGA-O2A
36	bD	610	CLA	CAA-CBA-CGA-O2A
38	BD	621	SQD	O48-C23-C24-C25
38	BE	621	SQD	O48-C23-C24-C25

Continued on next page...

Continued from previous page...

Mol	Chain	Res	Type	Atoms
38	B1	622	SQD	O48-C23-C24-C25
39	a1	408	LMG	O8-C28-C29-C30
39	aD	407	LMG	O8-C28-C29-C30
39	aE	407	LMG	O8-C28-C29-C30
42	a1	412	LHG	O8-C23-C24-C25
42	aD	411	LHG	O8-C23-C24-C25
42	aE	411	LHG	O8-C23-C24-C25
40	b1	601	LMT	C5-C6-C7-C8
38	CD	501	SQD	O6-C44-C45-O47
38	CE	501	SQD	O6-C44-C45-O47
38	C1	501	SQD	O6-C44-C45-O47
39	TD	101	LMG	O7-C8-C9-O8
39	TE	101	LMG	O7-C8-C9-O8
39	T1	101	LMG	O7-C8-C9-O8
39	t1	101	LMG	O7-C8-C9-O8
39	tD	101	LMG	O7-C8-C9-O8
39	tE	101	LMG	O7-C8-C9-O8
36	bE	608	CLA	O1D-CGD-O2D-CED
36	ID	101	CLA	CBA-CGA-O2A-C1
36	I1	101	CLA	CBA-CGA-O2A-C1
33	Y4	201	CYC	CAD-CBD-CGD-O1D
36	b1	608	CLA	O1D-CGD-O2D-CED
36	BD	612	CLA	CAA-CBA-CGA-O2A
36	BE	612	CLA	CAA-CBA-CGA-O2A
36	B1	612	CLA	CAA-CBA-CGA-O2A
36	b1	613	CLA	CAA-CBA-CGA-O2A
36	bD	613	CLA	CAA-CBA-CGA-O2A
36	bE	610	CLA	CAA-CBA-CGA-O2A
36	bE	613	CLA	CAA-CBA-CGA-O2A
38	h1	103	SQD	O48-C23-C24-C25
38	hD	103	SQD	O48-C23-C24-C25
38	hE	103	SQD	O48-C23-C24-C25
39	CE	502	LMG	C17-C18-C19-C20
39	yE	101	LMG	C31-C32-C33-C34
33	YB	201	CYC	CAD-CBD-CGD-O1D
39	yD	101	LMG	C31-C32-C33-C34
44	JD	101	DGD	C7B-C8B-C9B-CAB
36	IE	101	CLA	CBA-CGA-O2A-C1
39	CD	502	LMG	C17-C18-C19-C20
39	y1	101	LMG	C31-C32-C33-C34
40	BD	622	LMT	C5-C6-C7-C8
44	JE	101	DGD	C7B-C8B-C9B-CAB

Continued on next page...

Continued from previous page...

Mol	Chain	Res	Type	Atoms
44	J1	101	DGD	C7B-C8B-C9B-CAB
36	c1	502	CLA	CAA-CBA-CGA-O2A
36	cD	503	CLA	CAA-CBA-CGA-O2A
36	cE	503	CLA	CAA-CBA-CGA-O2A
38	CD	501	SQD	O47-C7-C8-C9
38	CE	501	SQD	O47-C7-C8-C9
38	C1	501	SQD	O47-C7-C8-C9
38	dE	414	SQD	O47-C7-C8-C9
40	BE	622	LMT	C5-C6-C7-C8
40	a1	401	LMT	C5-C6-C7-C8
39	C1	502	LMG	C17-C18-C19-C20
44	HD	102	DGD	O1B-C1B-O2G-C2G
44	HE	102	DGD	O1B-C1B-O2G-C2G
44	H1	102	DGD	O1B-C1B-O2G-C2G
38	DE	414	SQD	O47-C7-C8-C9
38	d1	414	SQD	O47-C7-C8-C9
38	dD	414	SQD	O47-C7-C8-C9
33	SB	201	CYC	CAD-CBD-CGD-O1D
33	S4	201	CYC	CAD-CBD-CGD-O1D
36	BD	605	CLA	C11-C10-C8-C9
36	BD	614	CLA	C6-C7-C8-C9
36	BE	605	CLA	C11-C10-C8-C9
36	BE	614	CLA	C6-C7-C8-C9
36	XE	101	CLA	C14-C13-C15-C16
36	B1	605	CLA	C11-C10-C8-C9
36	B1	614	CLA	C6-C7-C8-C9
36	X1	101	CLA	C14-C13-C15-C16
36	b1	607	CLA	C11-C10-C8-C9
36	b1	615	CLA	C6-C7-C8-C9
36	c1	508	CLA	C11-C10-C8-C9
36	d1	403	CLA	C11-C10-C8-C9
36	bD	607	CLA	C11-C10-C8-C9
36	bD	615	CLA	C6-C7-C8-C9
36	cD	508	CLA	C11-C10-C8-C9
36	dD	403	CLA	C11-C10-C8-C9
36	xD	101	CLA	C14-C13-C15-C16
36	bE	607	CLA	C11-C10-C8-C9
36	bE	615	CLA	C6-C7-C8-C9
36	cE	508	CLA	C11-C10-C8-C9
36	dE	403	CLA	C11-C10-C8-C9
39	j1	102	LMG	O8-C28-C29-C30
39	jD	102	LMG	O8-C28-C29-C30

Continued on next page...

Continued from previous page...

Mol	Chain	Res	Type	Atoms
39	jE	102	LMG	O8-C28-C29-C30
45	DE	403	PHO	C11-C10-C8-C9
45	aD	412	PHO	C6-C7-C8-C9
43	XD	102	BCR	C19-C20-C21-C22
43	XE	102	BCR	C19-C20-C21-C22
43	X1	102	BCR	C19-C20-C21-C22
43	h1	105	BCR	C19-C20-C21-C22
43	hD	105	BCR	C19-C20-C21-C22
43	hE	105	BCR	C19-C20-C21-C22
45	aE	412	PHO	C8-C10-C11-C12
40	dD	404	LMT	C11-C10-C9-C8
33	TB	201	CYC	CAD-CBD-CGD-O2D
33	WB	201	CYC	CAD-CBD-CGD-O2D
33	T4	201	CYC	CAD-CBD-CGD-O2D
33	W4	201	CYC	CAD-CBD-CGD-O2D
33	7G	201	CYC	CAD-CBD-CGD-O1D
33	7L	201	CYC	CAD-CBD-CGD-O1D
39	CD	522	LMG	C36-C37-C38-C39
39	CE	520	LMG	C36-C37-C38-C39
40	D1	403	LMT	C11-C10-C9-C8
40	d1	404	LMT	C11-C10-C9-C8
40	dE	404	LMT	C11-C10-C9-C8
42	B1	621	LHG	C29-C30-C31-C32
42	lE	101	LHG	C29-C30-C31-C32
38	DD	414	SQD	O47-C7-C8-C9
38	D1	413	SQD	O47-C7-C8-C9
44	H1	102	DGD	O2G-C1B-C2B-C3B
38	LD	101	SQD	C4-C5-C6-S
38	LD	102	SQD	C4-C5-C6-S
38	LE	101	SQD	C4-C5-C6-S
38	LE	102	SQD	C4-C5-C6-S
38	L1	101	SQD	C4-C5-C6-S
38	L1	102	SQD	C4-C5-C6-S
39	C1	521	LMG	C36-C37-C38-C39
40	b1	601	LMT	O1'-C1-C2-C3
36	a1	406	CLA	O1A-CGA-O2A-C1
36	aD	405	CLA	O1A-CGA-O2A-C1
40	DD	404	LMT	C11-C10-C9-C8
40	DE	404	LMT	C11-C10-C9-C8
42	BD	620	LHG	C29-C30-C31-C32
42	lD	101	LHG	C29-C30-C31-C32
44	HD	102	DGD	O2G-C1B-C2B-C3B

Continued on next page...

Continued from previous page...

Mol	Chain	Res	Type	Atoms
44	HE	102	DGD	O2G-C1B-C2B-C3B
42	l1	101	LHG	C29-C30-C31-C32
40	bD	601	LMT	O1'-C1-C2-C3
42	BE	620	LHG	C29-C30-C31-C32
33	ZF	201	CYC	C2A-CAA-CBA-CGA
33	ZK	201	CYC	C2A-CAA-CBA-CGA
33	w4	201	CYC	CAD-CBD-CGD-O2D
33	wB	201	CYC	CAD-CBD-CGD-O2D
38	hE	103	SQD	O49-C7-C8-C9
36	cD	514	CLA	C15-C16-C17-C18
40	bE	601	LMT	O1'-C1-C2-C3
42	dD	409	LHG	C31-C32-C33-C34
36	aE	405	CLA	O1A-CGA-O2A-C1
42	d1	409	LHG	C31-C32-C33-C34
42	dE	409	LHG	C31-C32-C33-C34
47	f1	101	HEM	CAD-CBD-CGD-O2D
38	h1	103	SQD	O49-C7-C8-C9
38	hD	103	SQD	O49-C7-C8-C9
39	a1	410	LMG	O9-C10-C11-C12
39	aD	409	LMG	O9-C10-C11-C12
39	aE	409	LMG	O9-C10-C11-C12
42	DE	409	LHG	C32-C33-C34-C35
36	CD	509	CLA	CBA-CGA-O2A-C1
36	CE	509	CLA	CBA-CGA-O2A-C1
36	C1	509	CLA	CBA-CGA-O2A-C1
36	a1	406	CLA	CBA-CGA-O2A-C1
36	c1	514	CLA	CBA-CGA-O2A-C1
36	aD	405	CLA	CBA-CGA-O2A-C1
36	aE	405	CLA	CBA-CGA-O2A-C1
36	BD	609	CLA	C5-C6-C7-C8
36	BE	609	CLA	C5-C6-C7-C8
36	B1	609	CLA	C5-C6-C7-C8
36	b1	610	CLA	C5-C6-C7-C8
36	c1	514	CLA	C15-C16-C17-C18
36	bE	610	CLA	C5-C6-C7-C8
36	cE	514	CLA	C15-C16-C17-C18
36	b1	612	CLA	O1A-CGA-O2A-C1
40	d1	413	LMT	C7-C8-C9-C10
40	dE	413	LMT	C7-C8-C9-C10
36	BD	610	CLA	C1A-C2A-CAA-CBA
36	BD	612	CLA	C1A-C2A-CAA-CBA
36	CD	514	CLA	C1A-C2A-CAA-CBA

Continued on next page...

Continued from previous page...

Mol	Chain	Res	Type	Atoms
36	CD	515	CLA	C1A-C2A-CAA-CBA
36	BE	612	CLA	C1A-C2A-CAA-CBA
36	CE	514	CLA	C1A-C2A-CAA-CBA
36	CE	515	CLA	C1A-C2A-CAA-CBA
36	B1	610	CLA	C1A-C2A-CAA-CBA
36	B1	612	CLA	C1A-C2A-CAA-CBA
36	C1	514	CLA	C1A-C2A-CAA-CBA
36	C1	515	CLA	C1A-C2A-CAA-CBA
36	b1	613	CLA	C1A-C2A-CAA-CBA
36	c1	510	CLA	C1A-C2A-CAA-CBA
36	bD	613	CLA	C1A-C2A-CAA-CBA
36	cD	510	CLA	C1A-C2A-CAA-CBA
36	bE	607	CLA	C1A-C2A-CAA-CBA
36	bE	611	CLA	C1A-C2A-CAA-CBA
36	bE	613	CLA	C1A-C2A-CAA-CBA
36	cE	510	CLA	C1A-C2A-CAA-CBA
40	dD	413	LMT	C7-C8-C9-C10
42	DD	409	LHG	C31-C32-C33-C34
42	DD	409	LHG	C32-C33-C34-C35
42	DE	409	LHG	C31-C32-C33-C34
42	D1	408	LHG	C32-C33-C34-C35
44	c1	516	DGD	C6A-C7A-C8A-C9A
44	cD	516	DGD	C6A-C7A-C8A-C9A
44	cE	516	DGD	C6A-C7A-C8A-C9A
39	a1	408	LMG	O9-C10-C11-C12
39	aE	407	LMG	O9-C10-C11-C12
47	EE	101	HEM	CAD-CBD-CGD-O2D
47	fD	101	HEM	CAD-CBD-CGD-O2D
47	fE	101	HEM	CAD-CBD-CGD-O2D
42	D1	408	LHG	C31-C32-C33-C34
36	bD	612	CLA	O1A-CGA-O2A-C1
36	bE	612	CLA	O1A-CGA-O2A-C1
42	d1	409	LHG	C32-C33-C34-C35
42	dE	409	LHG	C32-C33-C34-C35
36	bD	610	CLA	C5-C6-C7-C8
36	cD	514	CLA	CBA-CGA-O2A-C1
36	CD	503	CLA	CAA-CBA-CGA-O1A
36	CE	503	CLA	CAA-CBA-CGA-O1A
36	C1	503	CLA	CAA-CBA-CGA-O1A
38	AD	407	SQD	O49-C7-C8-C9
38	AE	407	SQD	O49-C7-C8-C9
38	A1	407	SQD	O49-C7-C8-C9

Continued on next page...

Continued from previous page...

Mol	Chain	Res	Type	Atoms
39	aD	407	LMG	O9-C10-C11-C12
42	dD	409	LHG	C32-C33-C34-C35
33	eF	201	CYC	CAA-CBA-CGA-O1A
33	eK	201	CYC	CAA-CBA-CGA-O1A
47	ED	101	HEM	CAD-CBD-CGD-O2D
47	E1	101	HEM	CAD-CBD-CGD-O2D
38	DD	414	SQD	C44-C45-C46-O48
38	DE	414	SQD	C44-C45-C46-O48
38	D1	413	SQD	C44-C45-C46-O48
38	d1	414	SQD	C44-C45-C46-O48
38	dD	414	SQD	C44-C45-C46-O48
38	dE	414	SQD	C44-C45-C46-O48
39	CD	502	LMG	O1-C7-C8-C9
39	CE	502	LMG	O1-C7-C8-C9
39	C1	502	LMG	O1-C7-C8-C9
44	h1	104	DGD	C1G-C2G-C3G-O3G
44	hD	104	DGD	C1G-C2G-C3G-O3G
44	hE	104	DGD	C1G-C2G-C3G-O3G
36	C1	508	CLA	C2A-CAA-CBA-CGA
45	dE	402	PHO	C2A-CAA-CBA-CGA
45	dD	402	PHO	CBD-CGD-O2D-CED
45	dE	402	PHO	CBD-CGD-O2D-CED
33	tB	1001	CYC	C4B-C3B-CAB-CBB
42	aD	411	LHG	O10-C23-C24-C25
42	aE	411	LHG	O10-C23-C24-C25
36	BE	611	CLA	O1A-CGA-O2A-C1
44	JE	101	DGD	O1A-C1A-O1G-C1G
39	y1	101	LMG	O8-C28-C29-C30
39	yD	101	LMG	O8-C28-C29-C30
39	yE	101	LMG	O8-C28-C29-C30
36	IE	101	CLA	CAA-CBA-CGA-O1A
36	BD	611	CLA	O1A-CGA-O2A-C1
36	B1	611	CLA	O1A-CGA-O2A-C1
44	JD	101	DGD	O1A-C1A-O1G-C1G
44	J1	101	DGD	O1A-C1A-O1G-C1G
40	B1	620	LMT	C1-C2-C3-C4
40	C1	520	LMT	C1-C2-C3-C4
36	c1	505	CLA	C8-C10-C11-C12
36	a1	407	CLA	C11-C12-C13-C15
36	aD	406	CLA	C11-C12-C13-C15
38	c1	501	SQD	C24-C25-C26-C27
36	ID	101	CLA	CAA-CBA-CGA-O1A

Continued on next page...

Continued from previous page...

Mol	Chain	Res	Type	Atoms
36	I1	101	CLA	CAA-CBA-CGA-O1A
38	BE	621	SQD	O10-C23-C24-C25
42	a1	412	LHG	O10-C23-C24-C25
44	JE	101	DGD	C2A-C1A-O1G-C1G
38	cD	502	SQD	C24-C25-C26-C27
40	bE	602	LMT	C3-C4-C5-C6
43	CD	516	BCR	C23-C24-C25-C26
43	CE	516	BCR	C23-C24-C25-C26
43	C1	516	BCR	C23-C24-C25-C26
40	bE	621	LMT	C1-C2-C3-C4
40	b1	602	LMT	C3-C4-C5-C6
40	bD	602	LMT	C3-C4-C5-C6
36	cD	506	CLA	C8-C10-C11-C12
36	cE	506	CLA	C8-C10-C11-C12
36	bD	613	CLA	CAA-CBA-CGA-O1A
38	B1	622	SQD	O10-C23-C24-C25
38	cE	502	SQD	C24-C25-C26-C27
45	DD	403	PHO	CAA-CBA-CGA-O2A
36	x1	101	CLA	C10-C11-C12-C13
33	YB	201	CYC	CAD-CBD-CGD-O2D
33	Y4	201	CYC	CAD-CBD-CGD-O2D
36	aE	406	CLA	C11-C12-C13-C15
40	CD	521	LMT	C1-C2-C3-C4
40	cD	501	LMT	C1-C2-C3-C4
40	cE	501	LMT	C1-C2-C3-C4
44	JD	101	DGD	C2A-C1A-O1G-C1G
44	J1	101	DGD	C2A-C1A-O1G-C1G
36	CD	508	CLA	C2A-CAA-CBA-CGA
36	BD	612	CLA	CAA-CBA-CGA-O1A
36	BE	612	CLA	CAA-CBA-CGA-O1A
36	B1	612	CLA	CAA-CBA-CGA-O1A
36	b1	613	CLA	CAA-CBA-CGA-O1A
36	bE	613	CLA	CAA-CBA-CGA-O1A
38	BD	621	SQD	O10-C23-C24-C25
36	XD	101	CLA	C10-C11-C12-C13
36	X1	101	CLA	C10-C11-C12-C13
36	xE	101	CLA	C10-C11-C12-C13
33	VB	201	CYC	C2A-CAA-CBA-CGA
36	XE	101	CLA	C10-C11-C12-C13
36	xD	101	CLA	C10-C11-C12-C13
39	AD	408	LMG	O10-C28-C29-C30
39	CD	502	LMG	O9-C10-C11-C12

Continued on next page...

Continued from previous page...

Mol	Chain	Res	Type	Atoms
39	AE	408	LMG	O10-C28-C29-C30
39	CE	502	LMG	O9-C10-C11-C12
39	A1	408	LMG	O10-C28-C29-C30
39	C1	502	LMG	O9-C10-C11-C12
44	HD	102	DGD	C2B-C1B-O2G-C2G
44	HE	102	DGD	C2B-C1B-O2G-C2G
44	H1	102	DGD	C2B-C1B-O2G-C2G
44	cE	516	DGD	C4E-C5E-C6E-O5E
36	cE	514	CLA	CBA-CGA-O2A-C1
33	TB	201	CYC	CAD-CBD-CGD-O1D
33	T4	201	CYC	CAD-CBD-CGD-O1D
38	LD	101	SQD	O5-C5-C6-S
38	LD	102	SQD	O5-C5-C6-S
38	LE	101	SQD	O5-C5-C6-S
38	LE	102	SQD	O5-C5-C6-S
38	L1	101	SQD	O5-C5-C6-S
38	L1	102	SQD	O5-C5-C6-S
38	h1	103	SQD	C44-C45-O47-C7
38	hD	103	SQD	C44-C45-O47-C7
38	hE	103	SQD	C44-C45-O47-C7
44	c1	516	DGD	C4E-C5E-C6E-O5E
36	c1	514	CLA	O1A-CGA-O2A-C1
36	cD	514	CLA	O1A-CGA-O2A-C1
36	cE	514	CLA	O1A-CGA-O2A-C1
36	BD	609	CLA	CAA-CBA-CGA-O1A
36	BE	609	CLA	CAA-CBA-CGA-O1A
36	B1	609	CLA	CAA-CBA-CGA-O1A
36	b1	610	CLA	CAA-CBA-CGA-O1A
36	bD	610	CLA	CAA-CBA-CGA-O1A
36	cD	503	CLA	CAA-CBA-CGA-O1A
36	bE	610	CLA	CAA-CBA-CGA-O1A
36	cE	503	CLA	CAA-CBA-CGA-O1A
38	h1	103	SQD	O10-C23-C24-C25
38	hD	103	SQD	O10-C23-C24-C25
45	DE	403	PHO	CAA-CBA-CGA-O2A
45	D1	402	PHO	CAA-CBA-CGA-O2A
33	JF	201	CYC	CAA-CBA-CGA-O2A
33	JK	201	CYC	CAA-CBA-CGA-O2A
36	c1	502	CLA	CAA-CBA-CGA-O1A
38	hE	103	SQD	O10-C23-C24-C25
45	aE	412	PHO	CAA-CBA-CGA-O2A
44	cD	518	DGD	C6B-C7B-C8B-C9B

Continued on next page...

Continued from previous page...

Mol	Chain	Res	Type	Atoms
33	w4	201	CYC	CAD-CBD-CGD-O1D
33	wB	201	CYC	CAD-CBD-CGD-O1D
44	cD	516	DGD	C4E-C5E-C6E-O5E
44	c1	518	DGD	C6B-C7B-C8B-C9B
44	cE	518	DGD	C6B-C7B-C8B-C9B
36	c1	510	CLA	C2A-CAA-CBA-CGA
36	cD	510	CLA	C2A-CAA-CBA-CGA
36	cE	510	CLA	C2A-CAA-CBA-CGA
40	j1	101	LMT	C4-C5-C6-C7
40	jD	101	LMT	C4-C5-C6-C7
40	jE	101	LMT	C4-C5-C6-C7
38	BD	621	SQD	O47-C7-C8-C9
38	BE	621	SQD	O47-C7-C8-C9
38	B1	622	SQD	O47-C7-C8-C9
38	CD	501	SQD	O49-C7-C8-C9
39	y1	101	LMG	O10-C28-C29-C30
40	b1	601	LMT	C1-C2-C3-C4
40	bD	601	LMT	C1-C2-C3-C4
39	yE	101	LMG	C12-C13-C14-C15
33	SB	201	CYC	C2C-C3C-CAC-CBC
33	S4	201	CYC	C2C-C3C-CAC-CBC
33	jF	201	CYC	C2C-C3C-CAC-CBC
33	jK	201	CYC	C2C-C3C-CAC-CBC
36	AD	404	CLA	C3A-C2A-CAA-CBA
36	BD	603	CLA	C12-C13-C15-C16
36	BD	605	CLA	C11-C10-C8-C7
36	CD	508	CLA	C12-C13-C15-C16
36	CD	509	CLA	C11-C10-C8-C7
36	AE	404	CLA	C3A-C2A-CAA-CBA
36	BE	603	CLA	C12-C13-C15-C16
36	BE	605	CLA	C11-C10-C8-C7
36	CE	508	CLA	C12-C13-C15-C16
36	CE	509	CLA	C11-C10-C8-C7
36	A1	404	CLA	C3A-C2A-CAA-CBA
36	B1	603	CLA	C12-C13-C15-C16
36	B1	605	CLA	C11-C10-C8-C7
36	C1	508	CLA	C12-C13-C15-C16
36	C1	509	CLA	C11-C10-C8-C7
36	b1	605	CLA	C12-C13-C15-C16
36	b1	607	CLA	C11-C10-C8-C7
36	c1	508	CLA	C3A-C2A-CAA-CBA
36	bD	605	CLA	C12-C13-C15-C16

Continued on next page...

Continued from previous page...

Mol	Chain	Res	Type	Atoms
36	bD	607	CLA	C11-C10-C8-C7
36	cD	508	CLA	C3A-C2A-CAA-CBA
36	bE	605	CLA	C12-C13-C15-C16
36	bE	607	CLA	C11-C10-C8-C7
36	cE	508	CLA	C3A-C2A-CAA-CBA
45	DD	403	PHO	C11-C10-C8-C7
38	CE	501	SQD	O49-C7-C8-C9
38	C1	501	SQD	O49-C7-C8-C9
39	yD	101	LMG	O10-C28-C29-C30
39	yE	101	LMG	O10-C28-C29-C30
39	yD	101	LMG	C12-C13-C14-C15
44	C1	518	DGD	C6A-C7A-C8A-C9A
45	a1	413	PHO	CAA-CBA-CGA-O2A
39	y1	101	LMG	C12-C13-C14-C15
39	AD	408	LMG	C14-C15-C16-C17
39	AE	408	LMG	C14-C15-C16-C17
39	A1	408	LMG	C14-C15-C16-C17
44	J1	101	DGD	C4A-C5A-C6A-C7A
39	JD	102	LMG	O8-C28-C29-C30
39	JE	102	LMG	O8-C28-C29-C30
39	J1	102	LMG	O8-C28-C29-C30
36	bE	607	CLA	C10-C11-C12-C13
33	eF	201	CYC	CAA-CBA-CGA-O2A
44	CD	518	DGD	C6A-C7A-C8A-C9A
44	JD	101	DGD	C4A-C5A-C6A-C7A
44	CE	518	DGD	C6A-C7A-C8A-C9A
44	JE	101	DGD	C4A-C5A-C6A-C7A
36	BD	605	CLA	C10-C11-C12-C13
36	BE	605	CLA	C10-C11-C12-C13
36	B1	605	CLA	C10-C11-C12-C13
36	b1	607	CLA	C10-C11-C12-C13
36	bD	607	CLA	C10-C11-C12-C13
40	bE	601	LMT	C1-C2-C3-C4
33	eK	201	CYC	CAA-CBA-CGA-O2A
36	BE	604	CLA	C13-C15-C16-C17
36	bD	606	CLA	C13-C15-C16-C17
36	C1	509	CLA	CAA-CBA-CGA-O2A
44	cD	518	DGD	C4A-C5A-C6A-C7A
44	cE	518	DGD	C4A-C5A-C6A-C7A
36	BD	604	CLA	C13-C15-C16-C17
36	B1	604	CLA	C13-C15-C16-C17
36	bE	606	CLA	C13-C15-C16-C17

Continued on next page...

Continued from previous page...

Mol	Chain	Res	Type	Atoms
36	CE	508	CLA	C2A-CAA-CBA-CGA
33	TB	201	CYC	C2A-CAA-CBA-CGA
33	TG	201	CYC	C2A-CAA-CBA-CGA
33	TL	201	CYC	C2A-CAA-CBA-CGA
33	a4	201	CYC	C2A-CAA-CBA-CGA
33	T4	201	CYC	C2A-CAA-CBA-CGA
33	V4	201	CYC	C2A-CAA-CBA-CGA
44	cE	518	DGD	O1A-C1A-O1G-C1G
36	BD	602	CLA	C8-C10-C11-C12
36	BE	602	CLA	C8-C10-C11-C12
36	B1	602	CLA	C8-C10-C11-C12
36	b1	604	CLA	C8-C10-C11-C12
36	b1	606	CLA	C13-C15-C16-C17
36	bD	604	CLA	C8-C10-C11-C12
38	c1	501	SQD	C15-C16-C17-C18
44	c1	518	DGD	C4A-C5A-C6A-C7A
38	cD	502	SQD	C15-C16-C17-C18
44	hD	104	DGD	C4A-C5A-C6A-C7A
44	hE	104	DGD	C4A-C5A-C6A-C7A
36	CD	509	CLA	CAA-CBA-CGA-O2A
36	CE	509	CLA	CAA-CBA-CGA-O2A
39	CD	522	LMG	O7-C10-C11-C12
39	CE	520	LMG	O7-C10-C11-C12
39	C1	521	LMG	O7-C10-C11-C12
42	DE	409	LHG	O8-C23-C24-C25
42	d1	409	LHG	O8-C23-C24-C25
42	dD	409	LHG	O8-C23-C24-C25
42	dE	409	LHG	O8-C23-C24-C25
33	JF	201	CYC	CAA-CBA-CGA-O1A
33	LG	201	CYC	CAD-CBD-CGD-O1D
33	JK	201	CYC	CAA-CBA-CGA-O1A
33	LL	201	CYC	CAD-CBD-CGD-O1D

There are no ring outliers.

756 monomers are involved in 5699 short contacts:

Mol	Chain	Res	Type	Clashes	Symm-Clashes
33	f5	201	CYC	3	0
33	ZF	201	CYC	16	0
40	BE	623	LMT	24	0
33	aB	201	CYC	3	0
36	BD	609	CLA	1	0

Continued on next page...

Continued from previous page...

Mol	Chain	Res	Type	Clashes	Symm-Clashes
37	AD	406	PL9	4	0
36	CE	511	CLA	5	0
36	B1	609	CLA	1	0
33	nF	201	CYC	2	0
33	cC	202	CYC	34	0
33	gI	302	CYC	27	0
39	DD	411	LMG	1	0
43	D1	406	BCR	1	0
36	B1	612	CLA	7	0
33	eF	201	CYC	1	0
42	aE	411	LHG	6	0
36	C1	515	CLA	6	0
39	A1	408	LMG	6	0
39	D1	410	LMG	1	0
33	j7	202	CYC	38	0
33	eJ	202	CYC	30	0
39	mD	101	LMG	10	0
36	BD	603	CLA	6	0
33	bK	201	CYC	1	0
36	bE	615	CLA	3	0
36	bD	614	CLA	1	0
40	C1	520	LMT	15	0
40	bE	602	LMT	3	0
43	k1	102	BCR	4	0
47	v1	201	HEM	2	0
43	bE	618	BCR	5	0
33	e9	202	CYC	28	0
33	dK	201	CYC	1	0
39	b1	619	LMG	2	0
43	C1	516	BCR	1	0
33	m6	201	CYC	38	0
33	kK	201	CYC	2	0
36	CE	504	CLA	3	0
43	XE	102	BCR	3	0
36	BD	613	CLA	2	0
37	DE	408	PL9	3	0
33	iJ	202	CYC	13	0
36	AD	405	CLA	4	0
42	eE	101	LHG	1	0
33	LG	201	CYC	3	0
43	C1	519	BCR	5	0
36	BE	612	CLA	6	0

Continued on next page...

Continued from previous page...

Mol	Chain	Res	Type	Clashes	Symm-Clashes
42	AE	411	LHG	3	0
44	c1	516	DGD	2	0
45	dE	402	PHO	7	0
44	cD	518	DGD	2	0
36	c1	508	CLA	2	0
33	2G	201	CYC	1	0
36	AD	404	CLA	2	0
42	D1	408	LHG	1	0
33	c2	202	CYC	32	0
43	ZE	102	BCR	3	0
33	g2	202	CYC	16	0
42	a1	412	LHG	6	0
36	cE	504	CLA	1	0
33	c8	201	CYC	1	0
33	cJ	201	CYC	1	0
37	a1	409	PL9	3	0
33	bI	201	CYC	10	0
33	1L	201	CYC	4	0
33	SL	201	CYC	1	0
36	BE	608	CLA	6	0
33	jC	201	CYC	6	0
33	b9	201	CYC	10	0
36	cE	503	CLA	3	0
33	QB	201	CYC	2	0
38	h1	103	SQD	2	0
44	JE	101	DGD	2	0
44	cE	516	DGD	3	0
36	cD	511	CLA	3	0
33	l9	201	CYC	7	0
33	Y4	201	CYC	3	0
33	3K	101	CYC	4	0
33	c9	202	CYC	34	0
36	b1	606	CLA	1	0
33	i2	202	CYC	14	0
43	b1	616	BCR	4	0
43	bE	616	BCR	3	0
33	l3	201	CYC	7	0
39	TE	101	LMG	1	0
36	iE	101	CLA	3	0
38	DE	414	SQD	1	0
33	zB	201	CYC	1	0
39	CE	520	LMG	1	0

Continued on next page...

Continued from previous page...

Mol	Chain	Res	Type	Clashes	Symm-Clashes
36	cE	512	CLA	4	0
36	CD	505	CLA	6	0
33	i6	201	CYC	26	0
36	CE	510	CLA	2	0
36	cE	506	CLA	2	0
36	BD	608	CLA	6	0
38	L1	101	SQD	4	0
39	aD	409	LMG	1	0
42	lD	101	LHG	3	0
36	CD	512	CLA	1	0
33	JF	201	CYC	20	0
40	bD	602	LMT	3	0
43	BD	615	BCR	5	0
33	p4	201	CYC	1	0
39	B1	618	LMG	3	0
43	z1	101	BCR	1	0
33	iI	202	CYC	13	0
45	DE	401	PHO	19	0
33	XB	201	CYC	1	0
33	pB	201	CYC	1	0
42	AD	411	LHG	1	0
44	cD	516	DGD	2	0
36	c1	510	CLA	14	0
36	bD	610	CLA	1	0
33	i5	201	CYC	26	0
33	c7	201	CYC	4	0
33	BB	1002	CYC	1	0
33	g3	201	CYC	25	0
36	b1	605	CLA	5	0
33	iH	201	CYC	25	0
33	a4	201	CYC	3	0
33	sB	201	CYC	4	0
36	B1	604	CLA	1	0
36	B1	606	CLA	10	0
36	CD	504	CLA	3	0
33	qB	201	CYC	3	0
36	bD	611	CLA	1	0
38	DD	414	SQD	1	0
40	B1	623	LMT	23	0
40	cE	501	LMT	19	0
36	bE	606	CLA	1	0
38	AD	407	SQD	6	0

Continued on next page...

Continued from previous page...

Mol	Chain	Res	Type	Clashes	Symm-Clashes
33	nK	201	CYC	2	0
33	QG	201	CYC	1	0
33	eI	201	CYC	5	0
33	AG	201	CYC	3	0
33	hF	201	CYC	55	0
42	BE	620	LHG	4	0
43	IE	102	BCR	7	0
40	dD	413	LMT	7	0
33	d7	201	CYC	6	0
33	g7	201	CYC	26	0
39	a1	410	LMG	1	0
40	DE	413	LMT	5	0
43	d1	407	BCR	2	0
36	cE	510	CLA	5	0
36	CE	512	CLA	1	0
36	BD	607	CLA	3	0
36	cE	505	CLA	3	0
42	DE	410	LHG	4	0
33	MG	201	CYC	6	0
33	ZK	201	CYC	16	0
44	JD	101	DGD	2	0
33	gI	301	CYC	16	0
43	B1	616	BCR	6	0
42	d1	410	LHG	1	0
36	C1	513	CLA	12	0
33	dC	201	CYC	6	0
36	h1	102	CLA	2	0
33	OL	201	CYC	8	0
33	7L	201	CYC	2	0
43	b1	617	BCR	5	0
36	C1	505	CLA	4	0
43	i1	101	BCR	11	0
33	j8	201	CYC	6	0
36	HE	103	CLA	4	0
40	cD	501	LMT	33	0
33	e2	202	CYC	29	0
36	b1	611	CLA	1	0
42	dE	410	LHG	1	0
39	tE	101	LMG	5	0
39	aE	407	LMG	3	0
33	WG	201	CYC	1	0
33	q4	201	CYC	4	0

Continued on next page...

Continued from previous page...

Mol	Chain	Res	Type	Clashes	Symm-Clashes
33	k9	201	CYC	11	0
36	BE	603	CLA	5	0
36	BE	611	CLA	6	0
39	DE	411	LMG	1	0
33	JK	201	CYC	23	0
33	yB	201	CYC	4	0
43	kE	102	BCR	2	0
33	IG	201	CYC	34	0
42	DD	409	LHG	1	0
33	kH	201	CYC	11	0
36	b1	610	CLA	1	0
36	bE	608	CLA	1	0
33	l2	201	CYC	7	0
38	BE	621	SQD	1	0
33	g9	201	CYC	26	0
36	bE	612	CLA	3	0
39	bD	619	LMG	2	0
33	TL	201	CYC	2	0
36	B1	601	CLA	1	0
39	a1	408	LMG	3	0
43	DE	407	BCR	1	0
39	j1	102	LMG	1	0
43	kD	102	BCR	5	0
36	dD	406	CLA	4	0
33	ZB	201	CYC	1	0
36	BD	605	CLA	3	0
33	jH	202	CYC	37	0
36	c1	512	CLA	3	0
33	eK	201	CYC	2	0
36	B1	605	CLA	3	0
43	Z1	102	BCR	1	0
44	cD	517	DGD	6	0
43	X1	102	BCR	4	0
36	bD	608	CLA	1	0
44	CE	518	DGD	5	0
33	RG	201	CYC	2	0
39	BE	618	LMG	3	0
36	hE	102	CLA	2	0
40	d1	413	LMT	7	0
33	eC	202	CYC	28	0
33	c7	202	CYC	33	0
36	BE	607	CLA	3	0

Continued on next page...

Continued from previous page...

Mol	Chain	Res	Type	Clashes	Symm-Clashes
33	gJ	202	CYC	8	0
42	A1	411	LHG	1	0
43	CE	519	BCR	5	0
33	gA	302	CYC	25	0
36	BD	611	CLA	6	0
33	e8	202	CYC	29	0
43	zD	101	BCR	2	0
33	iA	201	CYC	26	0
33	tB	1001	CYC	1	0
44	C1	518	DGD	5	0
33	P4	201	CYC	2	0
39	m1	101	LMG	10	0
33	g9	202	CYC	16	0
36	C1	511	CLA	8	0
42	e1	101	LHG	1	0
36	hE	101	CLA	4	0
36	cE	507	CLA	4	0
33	e5	202	CYC	28	0
33	Q4	201	CYC	2	0
33	mI	201	CYC	38	0
33	OB	201	CYC	2	0
36	C1	514	CLA	3	0
40	jD	101	LMT	1	0
33	cA	201	CYC	4	0
36	cD	510	CLA	23	0
33	hI	201	CYC	14	0
43	hE	105	BCR	3	0
36	b1	612	CLA	3	0
36	DE	406	CLA	5	0
36	b1	608	CLA	1	0
33	i5	202	CYC	14	0
36	BE	602	CLA	6	0
39	t1	101	LMG	5	0
33	g3	202	CYC	16	0
33	f3	201	CYC	3	0
33	1G	201	CYC	3	0
33	R4	201	CYC	3	0
33	i9	201	CYC	26	0
33	bC	201	CYC	11	0
38	hD	103	SQD	2	0
33	ML	201	CYC	6	0
33	QL	201	CYC	1	0

Continued on next page...

Continued from previous page...

Mol	Chain	Res	Type	Clashes	Symm-Clashes
43	BD	617	BCR	3	0
33	oB	201	CYC	1	0
33	VB	201	CYC	22	0
33	fC	201	CYC	3	0
36	cD	504	CLA	1	0
39	CD	522	LMG	1	0
33	h5	201	CYC	12	0
41	a1	411	BCT	1	0
36	C1	503	CLA	3	0
39	aE	409	LMG	1	0
40	DD	413	LMT	5	0
42	B1	621	LHG	3	0
33	c3	201	CYC	4	0
33	e7	202	CYC	29	0
33	g5	201	CYC	26	0
33	B4	1002	CYC	1	0
33	lI	201	CYC	7	0
33	k5	201	CYC	9	0
36	cD	512	CLA	3	0
33	fH	201	CYC	4	0
36	B1	608	CLA	5	0
36	BE	606	CLA	10	0
36	CD	515	CLA	7	0
36	cD	509	CLA	1	0
33	l6	201	CYC	7	0
33	AL	201	CYC	4	0
33	j3	201	CYC	6	0
33	k8	201	CYC	10	0
47	VD	201	HEM	2	0
43	cD	519	BCR	1	0
36	B1	607	CLA	4	0
40	jE	101	LMT	1	0
33	KK	201	CYC	3	0
33	BB	1001	CYC	9	0
40	CD	521	LMT	23	0
33	m2	201	CYC	36	0
36	D1	405	CLA	5	0
33	TB	201	CYC	2	0
33	j6	202	CYC	38	0
33	b6	201	CYC	10	0
33	kF	201	CYC	2	0
33	gH	202	CYC	8	0

Continued on next page...

Continued from previous page...

Mol	Chain	Res	Type	Clashes	Symm-Clashes
47	vE	201	HEM	2	0
33	h9	201	CYC	14	0
33	b3	201	CYC	10	0
33	IL	201	CYC	26	0
42	eD	101	LHG	1	0
33	h6	201	CYC	15	0
36	c1	506	CLA	5	0
36	b1	604	CLA	6	0
33	cH	201	CYC	1	0
42	D1	409	LHG	4	0
33	lC	201	CYC	6	0
33	aK	201	CYC	2	0
33	c2	201	CYC	4	0
33	dI	201	CYC	6	0
36	C1	504	CLA	3	0
33	j3	202	CYC	35	0
33	YF	201	CYC	53	0
33	t4	1001	CYC	1	0
33	k6	201	CYC	9	0
36	DD	406	CLA	6	0
36	c1	509	CLA	1	0
39	aD	407	LMG	3	0
44	c1	517	DGD	6	0
36	aD	405	CLA	2	0
33	VL	201	CYC	2	0
36	xE	101	CLA	7	0
36	c1	502	CLA	10	0
36	a1	407	CLA	16	0
36	CE	509	CLA	1	0
36	cD	513	CLA	10	0
45	DE	403	PHO	3	0
36	bD	605	CLA	6	0
33	j2	201	CYC	6	0
43	cD	515	BCR	31	0
39	bE	619	LMG	2	0
33	d6	201	CYC	5	0
43	bD	616	BCR	4	0
43	dD	407	BCR	2	0
42	BD	620	LHG	3	0
33	gC	301	CYC	15	0
33	e3	201	CYC	5	0
33	g6	201	CYC	26	0

Continued on next page...

Continued from previous page...

Mol	Chain	Res	Type	Clashes	Symm-Clashes
36	cE	508	CLA	7	0
33	hC	201	CYC	13	0
39	jE	102	LMG	1	0
33	7G	201	CYC	2	0
33	YB	201	CYC	3	0
33	m7	201	CYC	38	0
33	dH	201	CYC	6	0
33	c6	202	CYC	34	0
36	CE	505	CLA	5	0
36	cD	505	CLA	3	0
36	CD	508	CLA	2	0
33	eI	202	CYC	29	0
33	vB	201	CYC	1	0
33	i9	202	CYC	14	0
36	BD	610	CLA	1	0
33	c3	202	CYC	32	0
36	CD	514	CLA	3	0
43	I1	102	BCR	5	0
37	dE	408	PL9	5	0
43	hD	105	BCR	3	0
40	dE	413	LMT	7	0
33	WL	201	CYC	1	0
33	h3	201	CYC	14	0
33	mK	201	CYC	2	0
33	JL	201	CYC	3	0
33	fJ	201	CYC	3	0
36	HE	101	CLA	2	0
33	2L	201	CYC	1	0
40	d1	404	LMT	1	0
47	VE	201	HEM	2	0
36	hD	102	CLA	2	0
33	f8	201	CYC	3	0
36	dD	405	CLA	2	0
33	mH	201	CYC	38	0
33	j9	201	CYC	6	0
33	iI	201	CYC	26	0
36	BE	614	CLA	3	0
33	b8	201	CYC	10	0
36	B1	611	CLA	5	0
44	cE	517	DGD	6	0
45	DD	401	PHO	30	0
45	A1	412	PHO	1	0

Continued on next page...

Continued from previous page...

Mol	Chain	Res	Type	Clashes	Symm-Clashes
33	hK	201	CYC	54	0
36	C1	512	CLA	1	0
44	CD	518	DGD	5	0
33	e6	202	CYC	30	0
33	j5	202	CYC	34	0
36	x1	101	CLA	7	0
33	IF	201	CYC	2	0
38	hE	103	SQD	2	0
33	jI	202	CYC	35	0
33	g5	202	CYC	8	0
36	cD	507	CLA	6	0
43	bD	617	BCR	5	0
33	e5	201	CYC	5	0
45	aE	412	PHO	5	0
33	b5	201	CYC	11	0
39	dE	411	LMG	13	0
33	hA	201	CYC	14	0
39	TD	101	LMG	1	0
42	dD	409	LHG	2	0
45	d1	402	PHO	3	0
33	e8	201	CYC	5	0
47	V1	201	HEM	2	0
40	dE	404	LMT	1	0
36	C1	509	CLA	1	0
36	dE	405	CLA	3	0
33	i2	201	CYC	25	0
33	kC	201	CYC	9	0
33	hH	201	CYC	13	0
33	cI	202	CYC	34	0
39	jD	102	LMG	1	0
37	aE	408	PL9	2	0
33	PG	201	CYC	3	0
40	BD	623	LMT	24	0
33	u4	201	CYC	4	0
33	kJ	201	CYC	10	0
36	BE	605	CLA	4	0
43	BE	615	BCR	4	0
33	c8	202	CYC	33	0
33	lH	201	CYC	7	0
40	D1	412	LMT	5	0
36	IE	101	CLA	1	0
36	bE	609	CLA	4	0

Continued on next page...

Continued from previous page...

Mol	Chain	Res	Type	Clashes	Symm-Clashes
33	eC	201	CYC	5	0
43	b1	618	BCR	6	0
33	m8	201	CYC	37	0
33	e7	201	CYC	5	0
36	H1	101	CLA	2	0
36	XE	101	CLA	2	0
33	e3	202	CYC	29	0
33	g6	202	CYC	18	0
33	kI	201	CYC	11	0
39	d1	411	LMG	13	0
33	jA	202	CYC	36	0
39	T1	101	LMG	1	0
33	C4	1001	CYC	1	0
33	GG	201	CYC	1	0
39	AD	408	LMG	7	0
43	bD	618	BCR	5	0
33	OG	201	CYC	8	0
36	cD	506	CLA	2	0
36	bE	603	CLA	1	0
33	k3	201	CYC	10	0
33	eA	202	CYC	28	0
38	d1	414	SQD	1	0
44	c1	518	DGD	2	0
43	iD	102	BCR	11	0
36	I1	101	CLA	1	0
33	b2	201	CYC	10	0
36	aE	405	CLA	2	0
42	dD	410	LHG	1	0
36	BD	602	CLA	6	0
37	A1	406	PL9	3	0
33	d3	201	CYC	6	0
42	DE	409	LHG	1	0
43	h1	105	BCR	3	0
33	9F	201	CYC	1	0
33	cK	201	CYC	2	0
36	BE	604	CLA	1	0
33	bJ	201	CYC	10	0
36	bD	613	CLA	7	0
43	c1	519	BCR	1	0
36	xD	101	CLA	7	0
43	dE	407	BCR	2	0
36	bD	612	CLA	3	0

Continued on next page...

Continued from previous page...

Mol	Chain	Res	Type	Clashes	Symm-Clashes
39	BD	618	LMG	3	0
36	a1	406	CLA	2	0
42	d1	409	LHG	2	0
36	h1	101	CLA	6	0
33	jI	201	CYC	6	0
44	HE	102	DGD	5	0
36	aE	404	CLA	1	0
33	c5	201	CYC	1	0
36	AE	405	CLA	4	0
42	aD	411	LHG	6	0
36	C1	510	CLA	2	0
36	BD	601	CLA	1	0
38	dD	414	SQD	1	0
33	PL	201	CYC	3	0
36	BD	606	CLA	10	0
33	LK	201	CYC	2	0
36	cD	503	CLA	4	0
33	6G	201	CYC	15	0
44	hE	104	DGD	4	0
33	s4	201	CYC	4	0
33	h2	201	CYC	12	0
33	i8	202	CYC	14	0
33	lJ	201	CYC	7	0
33	LL	201	CYC	1	0
33	kA	201	CYC	9	0
43	CD	520	BCR	4	0
43	ZD	101	BCR	3	0
38	BD	621	SQD	1	0
36	c1	507	CLA	4	0
33	e6	201	CYC	5	0
43	c1	515	BCR	35	0
36	b1	603	CLA	1	0
37	DD	408	PL9	4	0
33	nF	202	CYC	2	0
36	bE	604	CLA	6	0
33	bA	201	CYC	10	0
39	C1	521	LMG	1	0
33	j6	201	CYC	6	0
33	gH	201	CYC	26	0
33	LF	201	CYC	2	0
33	l5	201	CYC	7	0
36	c1	513	CLA	4	0

Continued on next page...

Continued from previous page...

Mol	Chain	Res	Type	Clashes	Symm-Clashes
33	W4	201	CYC	3	0
33	jA	201	CYC	6	0
39	yD	101	LMG	8	0
33	TG	201	CYC	2	0
33	y4	201	CYC	4	0
36	c1	511	CLA	2	0
45	dD	402	PHO	9	0
47	vD	201	HEM	2	0
36	A1	405	CLA	4	0
33	j8	202	CYC	36	0
33	c5	202	CYC	31	0
33	jJ	201	CYC	6	0
45	aD	412	PHO	1	0
36	BD	614	CLA	3	0
44	HD	102	DGD	6	0
33	d9	201	CYC	6	0
33	h7	201	CYC	14	0
36	CD	503	CLA	3	0
33	i6	202	CYC	14	0
40	a1	401	LMT	1	0
33	eH	201	CYC	5	0
33	RB	201	CYC	3	0
33	b7	201	CYC	11	0
45	a1	413	PHO	6	0
36	bD	615	CLA	3	0
33	fF	201	CYC	2	0
33	bH	201	CYC	10	0
33	j7	201	CYC	6	0
33	mJ	201	CYC	38	0
33	HG	201	CYC	2	0
36	dE	403	CLA	18	0
33	JG	201	CYC	3	0
33	5L	201	CYC	3	0
33	CB	1001	CYC	1	0
36	HD	103	CLA	6	0
45	DD	403	PHO	4	0
33	i7	201	CYC	25	0
37	D1	407	PL9	4	0
33	m5	201	CYC	37	0
33	cI	201	CYC	4	0
36	bE	607	CLA	3	0
33	rB	201	CYC	1	0

Continued on next page...

Continued from previous page...

Mol	Chain	Res	Type	Clashes	Symm-Clashes
33	cC	201	CYC	4	0
33	f6	201	CYC	3	0
38	LD	102	SQD	6	0
38	AE	407	SQD	7	0
42	DD	410	LHG	4	0
33	mF	201	CYC	2	0
36	bE	610	CLA	1	0
37	dD	408	PL9	3	0
36	HD	101	CLA	2	0
36	b1	614	CLA	1	0
33	e2	201	CYC	5	0
33	g2	201	CYC	25	0
33	k7	201	CYC	11	0
36	b1	609	CLA	4	0
33	V4	201	CYC	29	0
33	mA	201	CYC	37	0
33	MF	201	CYC	25	0
38	LE	102	SQD	5	0
43	B1	615	BCR	5	0
36	BE	610	CLA	1	0
40	dD	404	LMT	1	0
33	WB	201	CYC	3	0
36	B1	603	CLA	5	0
33	MK	201	CYC	25	0
33	mC	201	CYC	38	0
33	i3	201	CYC	27	0
33	d8	201	CYC	6	0
36	BD	604	CLA	1	0
36	b1	615	CLA	3	0
33	iA	202	CYC	14	0
38	cE	502	SQD	1	0
36	cE	509	CLA	1	0
43	bE	617	BCR	5	0
45	D1	402	PHO	3	0
33	SG	201	CYC	1	0
33	cA	202	CYC	34	0
39	dD	411	LMG	13	0
43	DD	407	BCR	1	0
43	iE	102	BCR	11	0
36	aD	406	CLA	16	0
33	cJ	202	CYC	32	0
33	iH	202	CYC	14	0

Continued on next page...

Continued from previous page...

Mol	Chain	Res	Type	Clashes	Symm-Clashes
36	b1	607	CLA	3	0
39	AE	408	LMG	7	0
33	g8	201	CYC	25	0
43	BE	617	BCR	3	0
33	jJ	202	CYC	35	0
36	aE	406	CLA	16	0
33	NG	201	CYC	7	0
36	bE	605	CLA	4	0
36	ID	101	CLA	1	0
36	CE	508	CLA	2	0
33	v4	201	CYC	1	0
33	i3	202	CYC	14	0
43	cE	515	BCR	35	0
33	d5	201	CYC	6	0
36	CD	510	CLA	2	0
36	c1	505	CLA	2	0
33	gJ	201	CYC	25	0
36	iD	101	CLA	3	0
39	y1	101	LMG	8	0
33	O4	201	CYC	2	0
36	dD	403	CLA	18	0
36	C1	508	CLA	2	0
40	b1	602	LMT	3	0
33	cH	202	CYC	35	0
36	bD	609	CLA	5	0
36	B1	602	CLA	6	0
33	B4	1001	CYC	8	0
43	ZE	101	BCR	2	0
43	zE	101	BCR	2	0
40	BD	622	LMT	7	0
37	aD	408	PL9	1	0
33	d2	201	CYC	6	0
33	i7	202	CYC	14	0
33	fI	201	CYC	3	0
36	b1	613	CLA	7	0
36	BD	612	CLA	7	0
36	BE	601	CLA	1	0
44	H1	102	DGD	5	0
36	aD	404	CLA	1	0
33	NL	201	CYC	8	0
33	IK	201	CYC	2	0
33	eA	201	CYC	5	0

Continued on next page...

Continued from previous page...

Mol	Chain	Res	Type	Clashes	Symm-Clashes
36	c1	503	CLA	7	0
36	hD	101	CLA	5	0
36	bD	606	CLA	1	0
44	CE	517	DGD	1	0
38	B1	622	SQD	1	0
36	BE	613	CLA	3	0
36	B1	614	CLA	3	0
39	yE	101	LMG	8	0
44	hD	104	DGD	4	0
33	iC	201	CYC	25	0
38	LD	101	SQD	4	0
33	RL	201	CYC	2	0
33	XK	201	CYC	1	0
33	m3	201	CYC	37	0
33	3F	101	CYC	3	0
33	6L	201	CYC	15	0
36	d1	406	CLA	2	0
33	VG	201	CYC	2	0
33	f9	201	CYC	3	0
33	lA	201	CYC	7	0
33	hJ	201	CYC	12	0
33	jC	202	CYC	36	0
33	gC	302	CYC	25	0
36	CD	509	CLA	3	0
33	5G	201	CYC	3	0
42	lE	101	LHG	1	0
33	dA	201	CYC	6	0
33	gA	301	CYC	15	0
33	l7	201	CYC	7	0
33	HL	201	CYC	2	0
43	XD	102	BCR	3	0
36	CE	514	CLA	2	0
36	dE	406	CLA	3	0
36	bD	607	CLA	3	0
43	BD	616	BCR	5	0
33	9K	201	CYC	1	0
33	e9	201	CYC	5	0
33	YK	201	CYC	52	0
33	gF	201	CYC	1	0
37	AE	406	PL9	2	0
33	T4	201	CYC	2	0
38	L1	102	SQD	5	0

Continued on next page...

Continued from previous page...

Mol	Chain	Res	Type	Clashes	Symm-Clashes
33	dJ	201	CYC	6	0
36	c1	504	CLA	4	0
36	cE	513	CLA	9	0
38	dE	414	SQD	1	0
39	mE	101	LMG	10	0
33	k2	201	CYC	9	0
33	X4	201	CYC	1	0
36	AE	404	CLA	2	0
33	Z4	201	CYC	1	0
36	A1	404	CLA	2	0
33	m9	201	CYC	38	0
36	bE	613	CLA	6	0
33	j2	202	CYC	35	0
33	aF	201	CYC	2	0
33	g8	202	CYC	8	0
33	eJ	201	CYC	5	0
43	Z1	101	BCR	2	0
36	CD	511	CLA	6	0
33	iC	202	CYC	13	0
36	CE	515	CLA	6	0
43	CD	519	BCR	5	0
37	d1	408	PL9	3	0
33	f2	201	CYC	3	0
33	l8	201	CYC	6	0
33	h8	201	CYC	15	0
40	BE	622	LMT	16	0
33	PB	201	CYC	2	0
42	dE	409	LHG	2	0
33	o4	201	CYC	1	0
33	i8	201	CYC	27	0
36	XD	101	CLA	2	0
33	fA	201	CYC	3	0
33	iJ	201	CYC	25	0
36	CE	503	CLA	4	0
38	A1	407	SQD	6	0
33	KF	201	CYC	3	0
36	bD	603	CLA	1	0
36	bD	604	CLA	6	0
33	j9	202	CYC	37	0
36	cD	508	CLA	10	0
33	j5	201	CYC	6	0
36	X1	101	CLA	2	0

Continued on next page...

Continued from previous page...

Mol	Chain	Res	Type	Clashes	Symm-Clashes
33	jH	201	CYC	6	0
33	GL	201	CYC	1	0
38	LE	101	SQD	4	0
36	B1	613	CLA	2	0
36	B1	610	CLA	1	0
43	ID	102	BCR	6	0
33	dF	201	CYC	1	0
33	eH	202	CYC	29	0
33	z4	201	CYC	1	0
33	uB	201	CYC	1	0
44	cE	518	DGD	2	0
44	h1	104	DGD	4	0
33	gK	201	CYC	1	0
44	J1	101	DGD	2	0
33	cF	201	CYC	2	0
40	j1	101	LMT	1	0
43	B1	617	BCR	4	0
36	BE	609	CLA	1	0
33	c6	201	CYC	4	0
33	f7	201	CYC	3	0
33	nK	202	CYC	2	0
36	d1	403	CLA	18	0
36	bE	611	CLA	1	0
38	D1	413	SQD	1	0
36	H1	103	CLA	4	0
33	fK	201	CYC	2	0
36	cE	511	CLA	2	0
42	l1	101	LHG	3	0
36	CE	513	CLA	11	0
43	BE	616	BCR	5	0
33	c9	201	CYC	4	0
33	bF	201	CYC	1	0
36	a1	405	CLA	1	0
43	cE	519	BCR	2	0
39	tD	101	LMG	5	0
36	CD	513	CLA	12	0
33	g7	202	CYC	16	0

The following is a two-dimensional graphical depiction of Mogul quality analysis of bond lengths, bond angles, torsion angles, and ring geometry for all instances of the Ligand of Interest. In addition, ligands with molecular weight > 250 and outliers as shown on the validation Tables will also be included. For torsion angles, if less then 5% of the Mogul distribution of torsion angles is within 10 degrees of the torsion angle in question, then that torsion angle is considered an outlier.

Any bond that is central to one or more torsion angles identified as an outlier by Mogul will be highlighted in the graph. For rings, the root-mean-square deviation (RMSD) between the ring in question and similar rings identified by Mogul is calculated over all ring torsion angles. If the average RMSD is greater than 60 degrees and the minimal RMSD between the ring in question and any Mogul-identified rings is also greater than 60 degrees, then that ring is considered an outlier. The outliers are highlighted in purple. The color gray indicates Mogul did not find sufficient equivalents in the CSD to analyse the geometry.

Ligand CYC f5 201

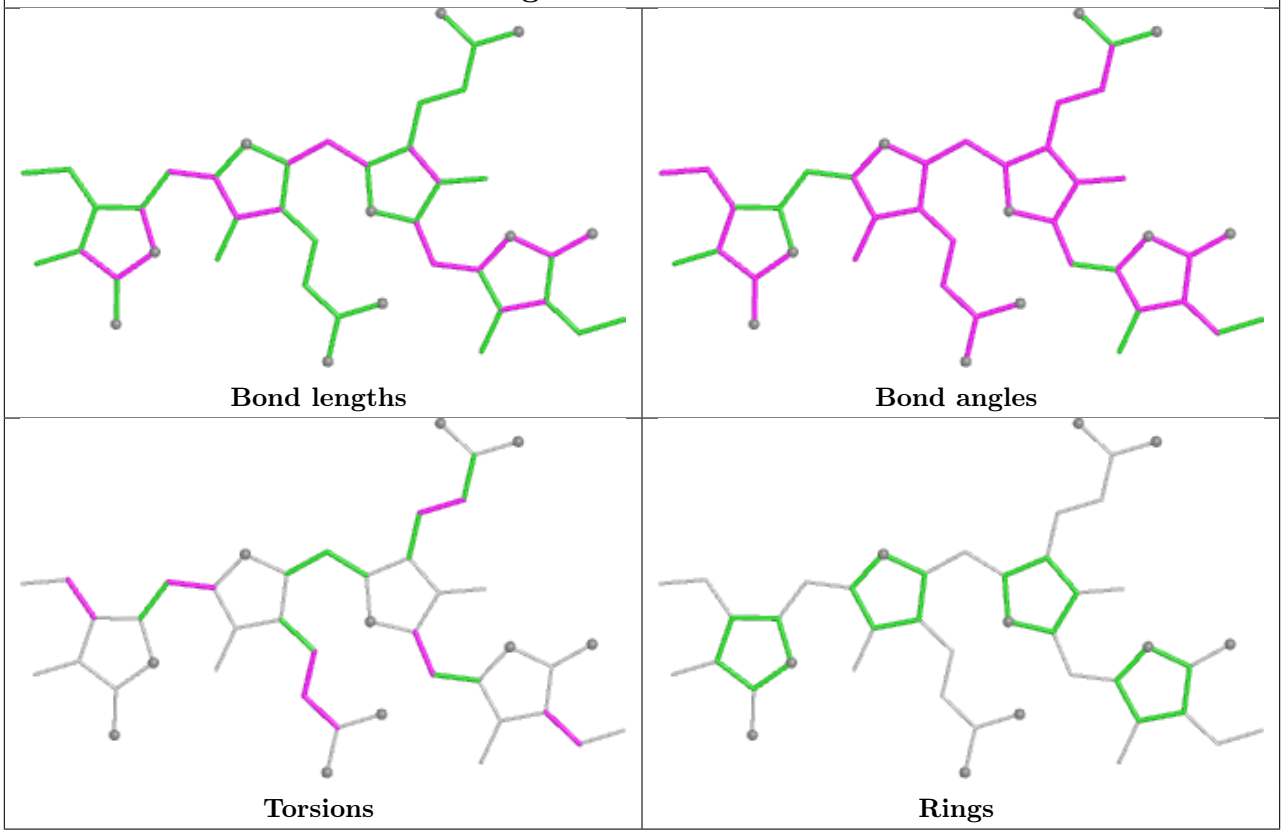

Ligand CYC ZF 201

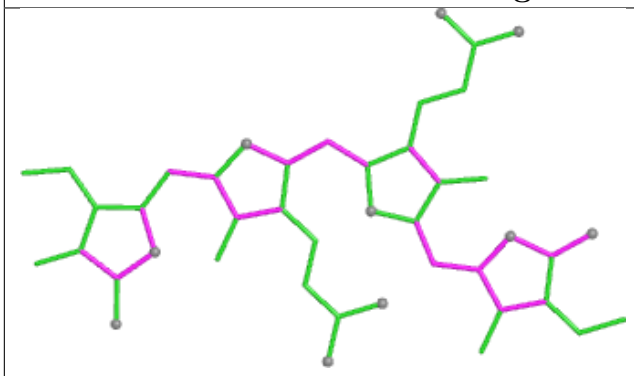

Bond lengths

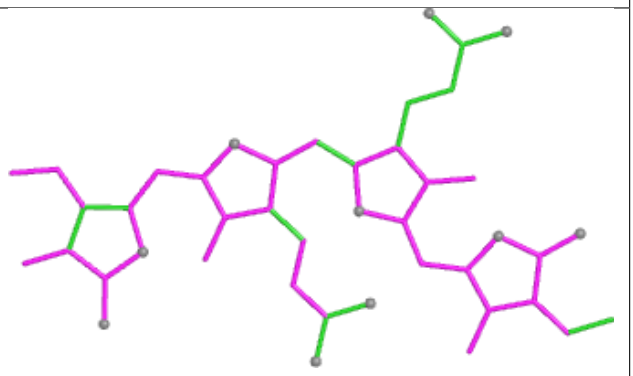

Bond angles

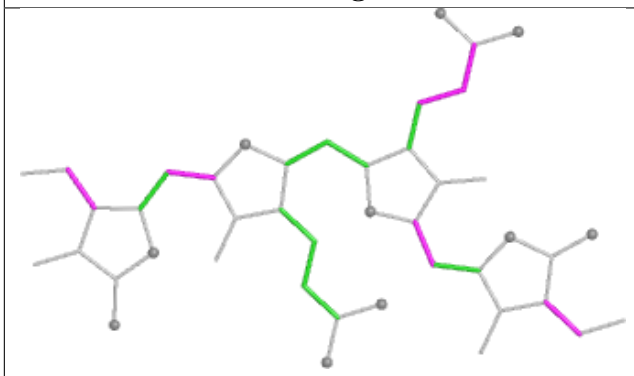

Torsions

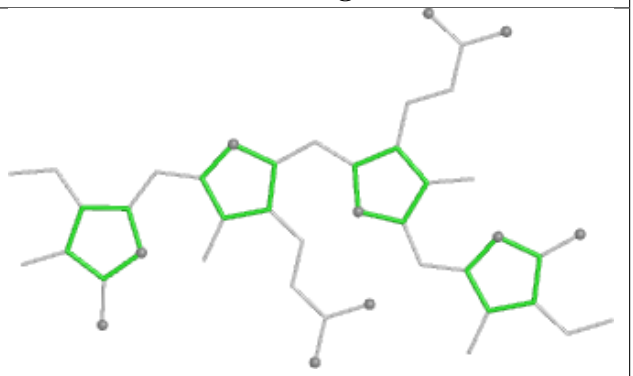

Rings

Ligand LMT BE 623



Bond lengths



Bond angles



Torsions

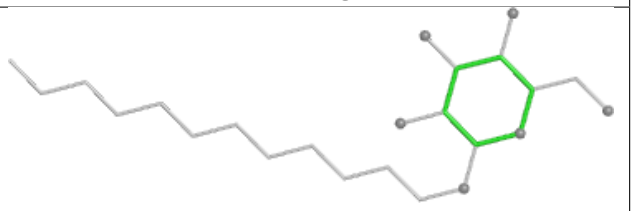

Rings

Ligand CYC aB 201

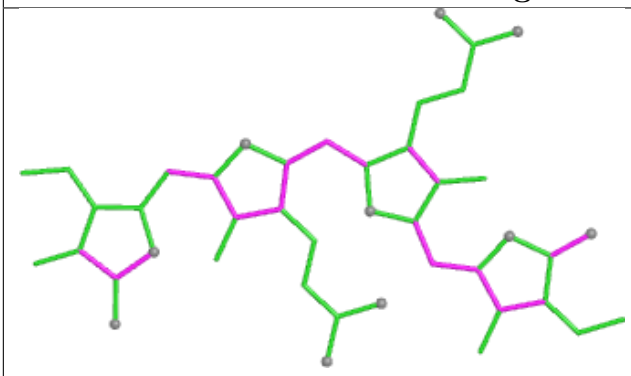

Bond lengths

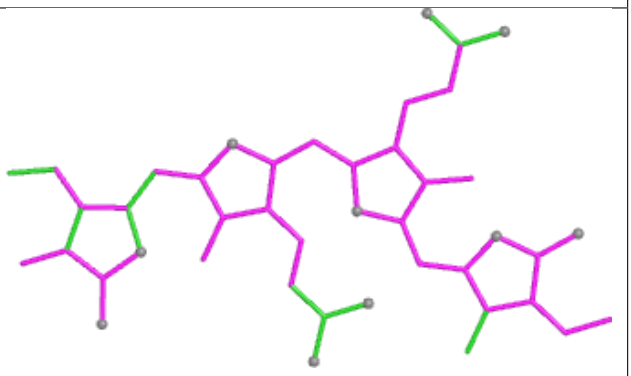

Bond angles

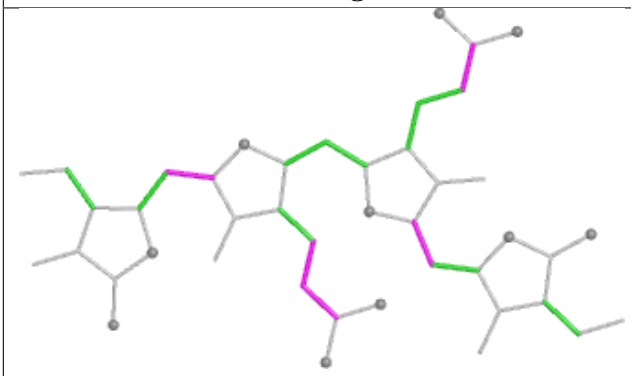

Torsions

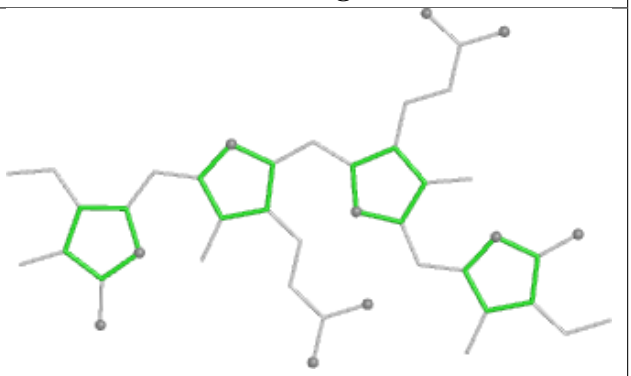

Rings

Ligand CLA BD 609

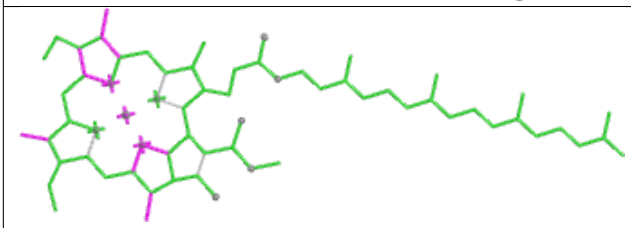

Bond lengths

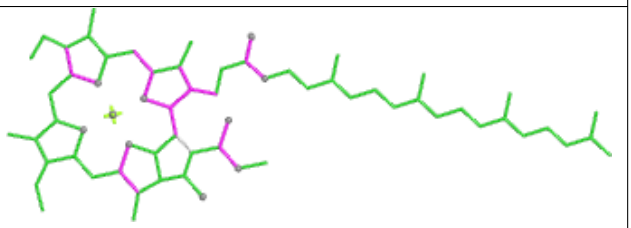

Bond angles

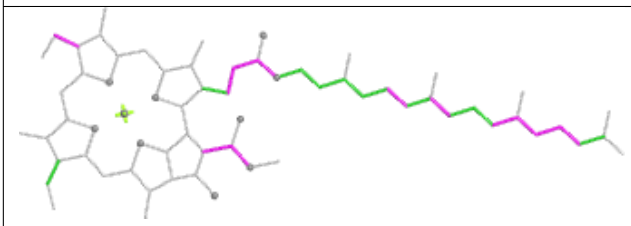

Torsions

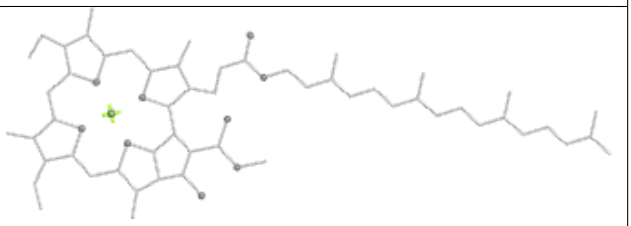

Rings

Ligand PL9 AD 406

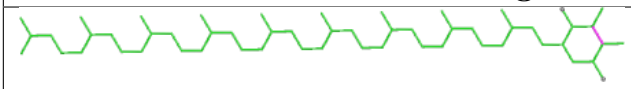

Bond lengths

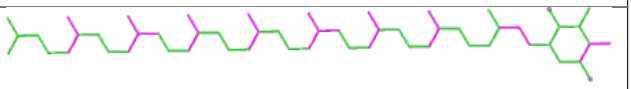

Bond angles

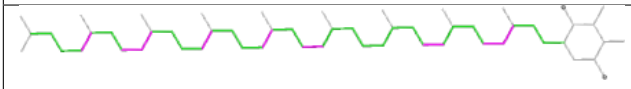

Torsions

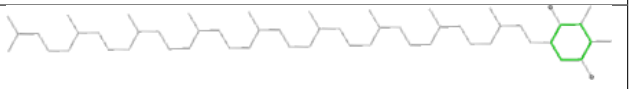

Rings

Ligand CLA CE 511	
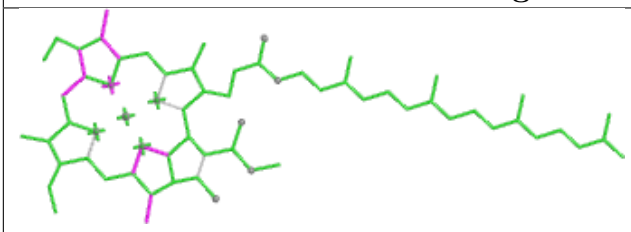 Bond lengths	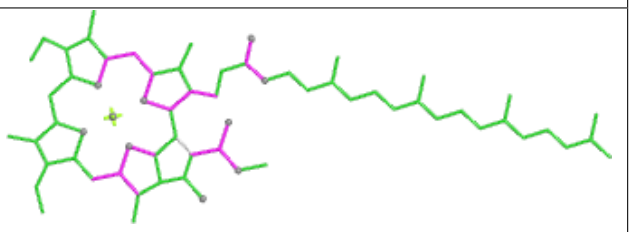 Bond angles
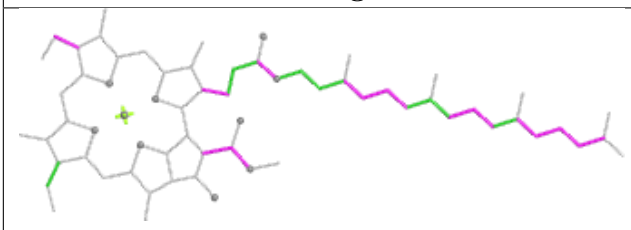 Torsions	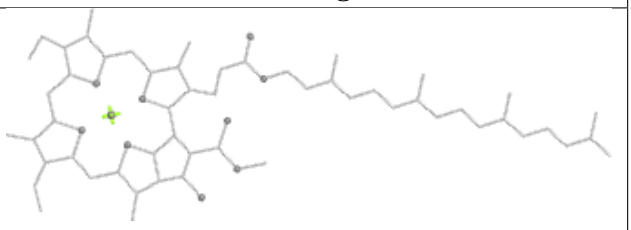 Rings

Ligand CLA B1 609	
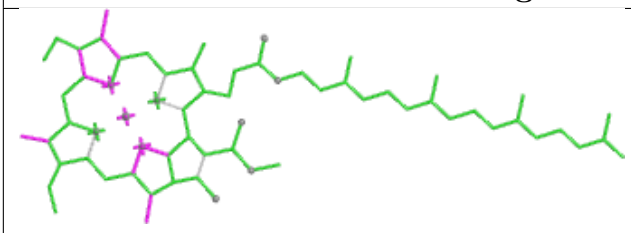 Bond lengths	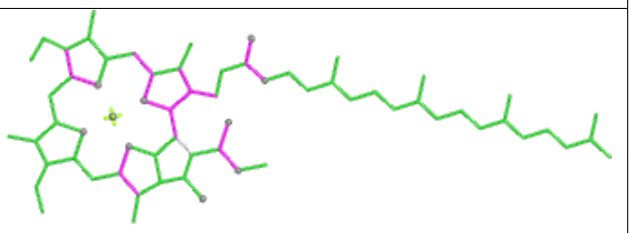 Bond angles
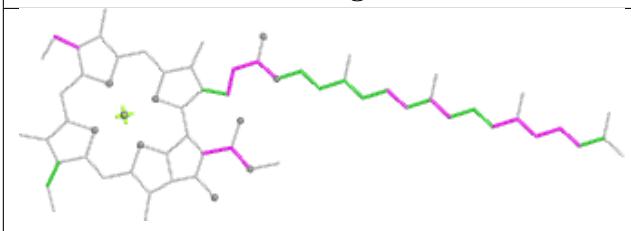 Torsions	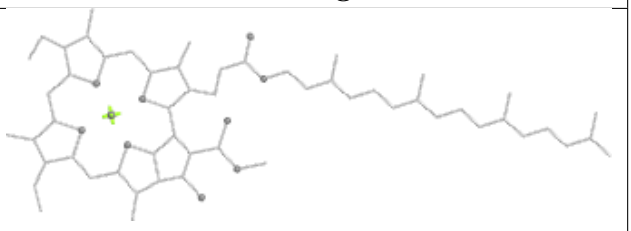 Rings

Ligand CYC nF 201

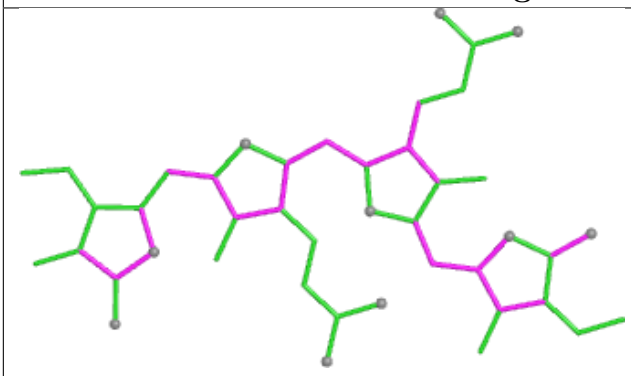

Bond lengths

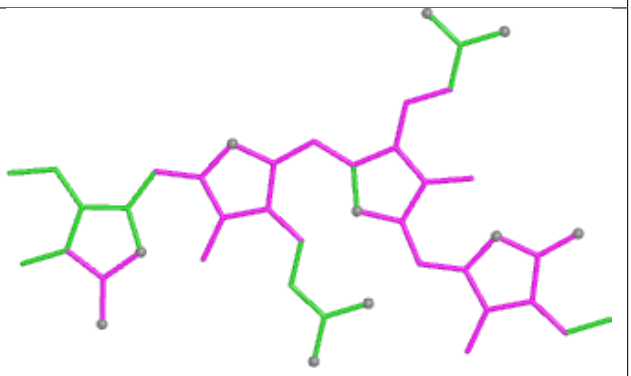

Bond angles

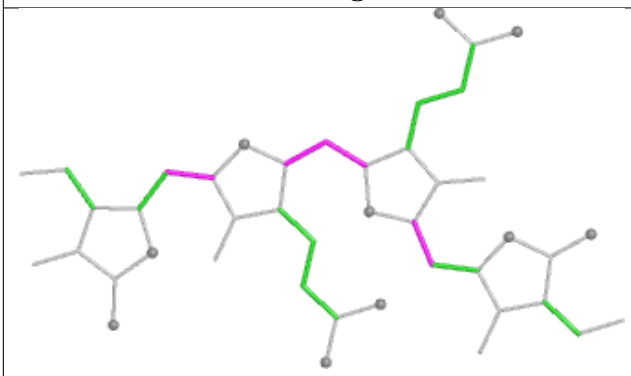

Torsions

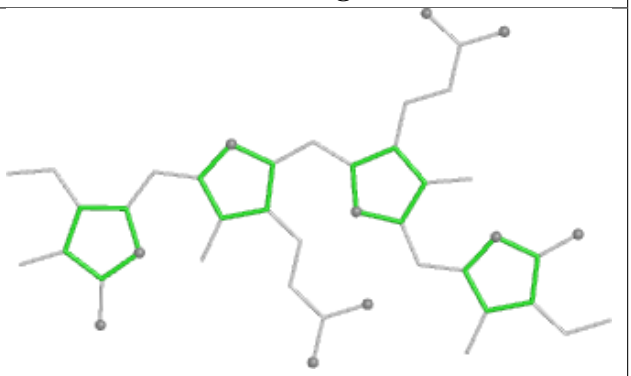

Rings

Ligand CYC cC 202

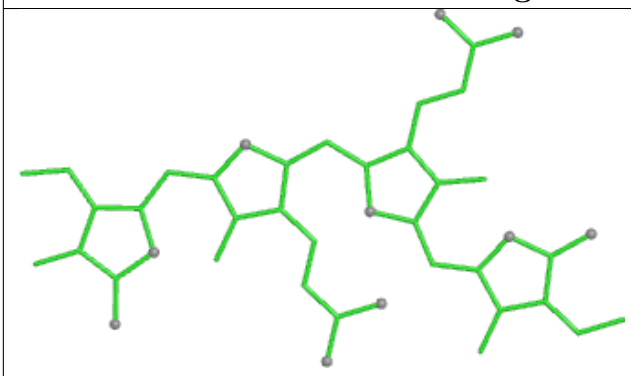

Bond lengths

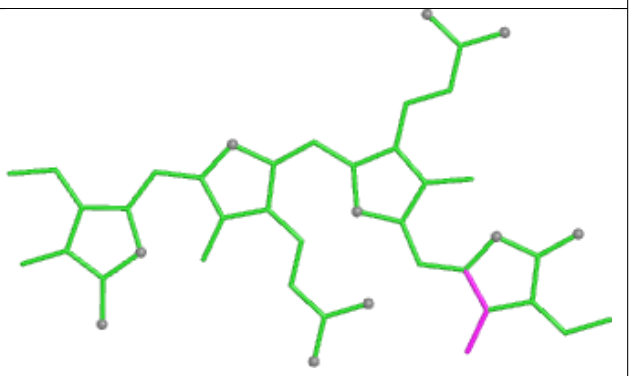

Bond angles

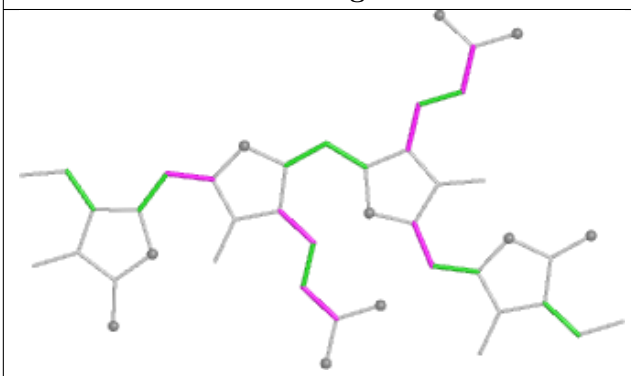

Torsions

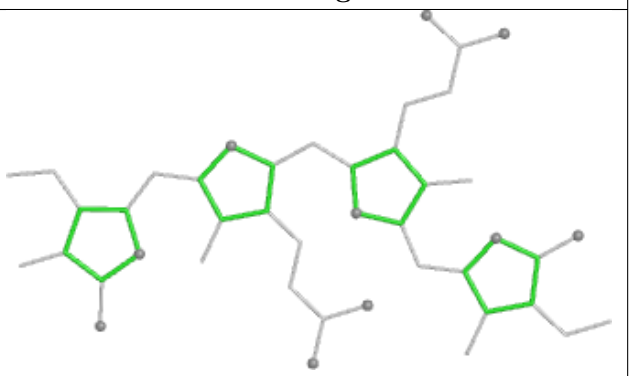

Rings

Ligand CYC gI 302

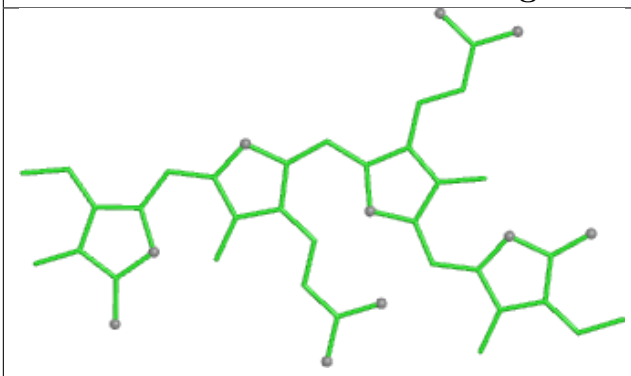

Bond lengths

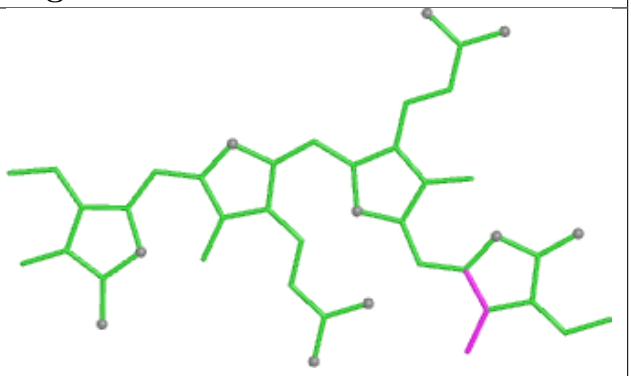

Bond angles

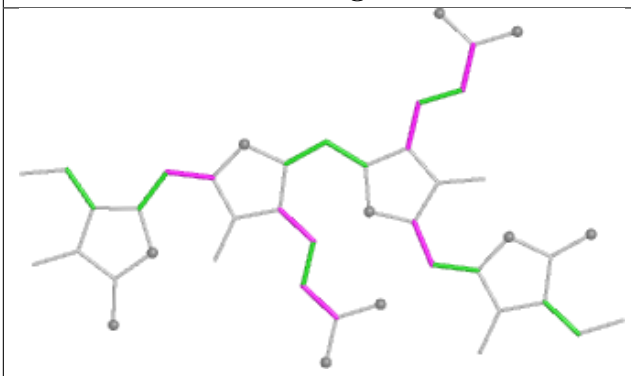

Torsions

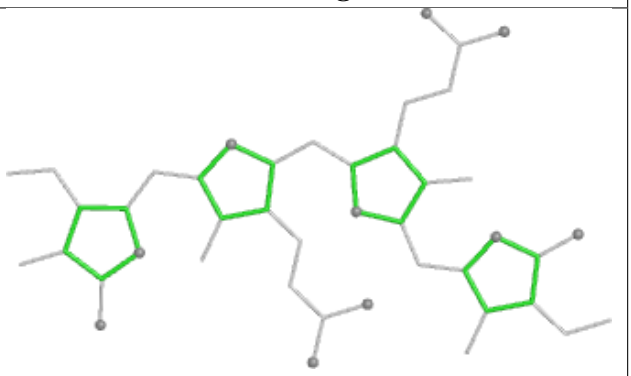

Rings

Ligand LMG DD 411

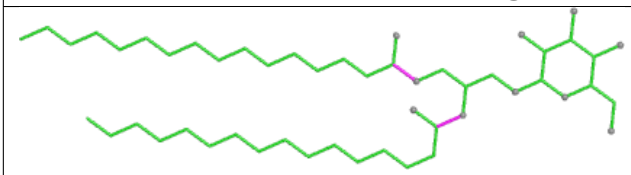

Bond lengths

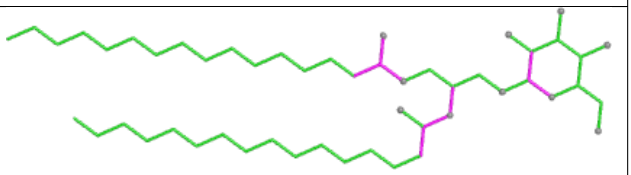

Bond angles

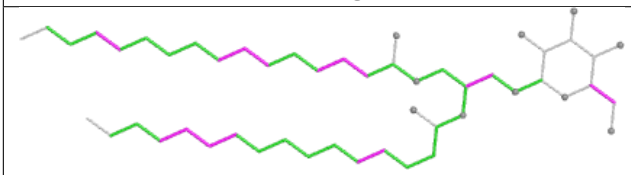

Torsions

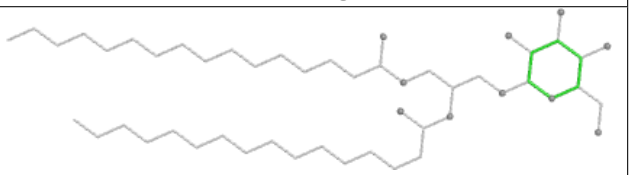

Rings

Ligand BCR D1 406



Bond lengths

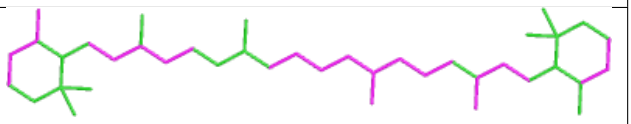

Bond angles

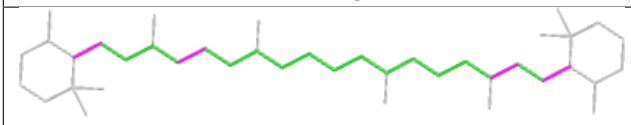

Torsions

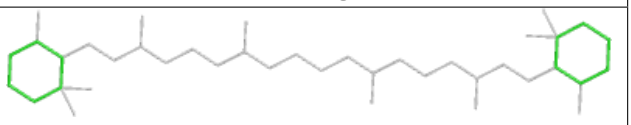

Rings

Ligand CLA B1 612

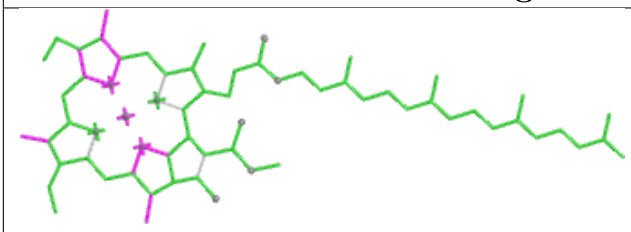

Bond lengths

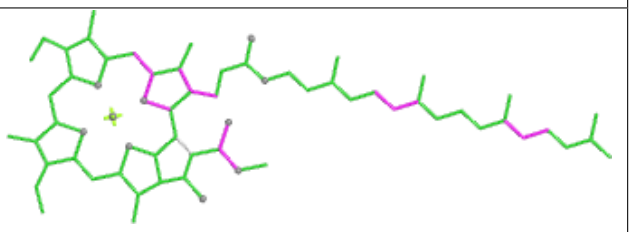

Bond angles

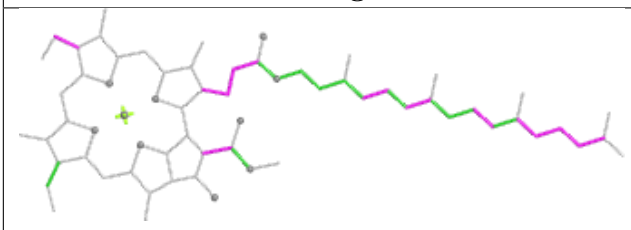

Torsions

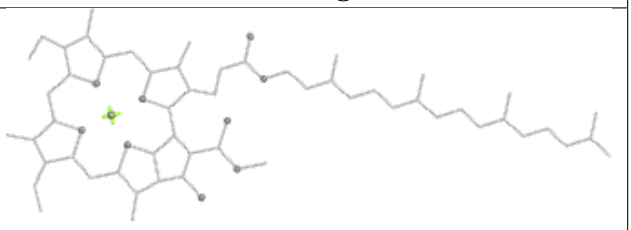

Rings

Ligand CYC eF 201

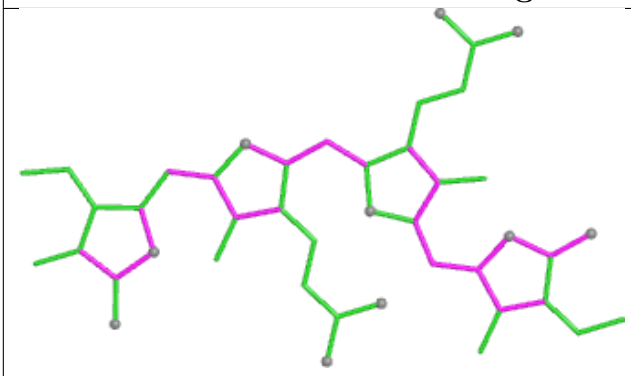

Bond lengths

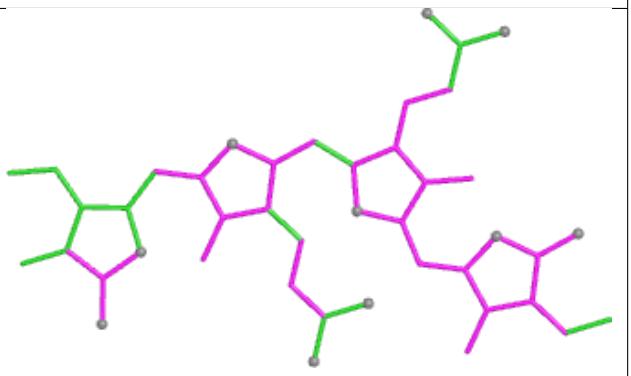

Bond angles

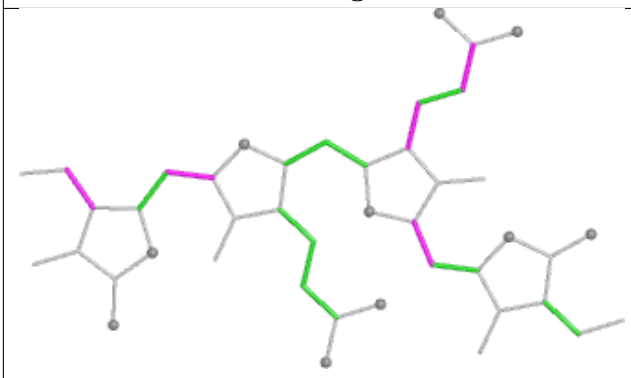

Torsions

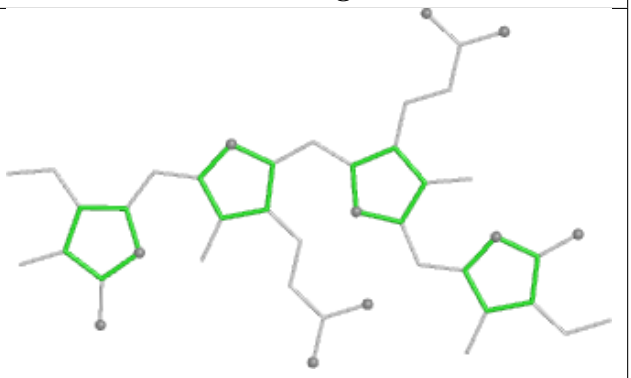

Rings

Ligand LHG aE 411

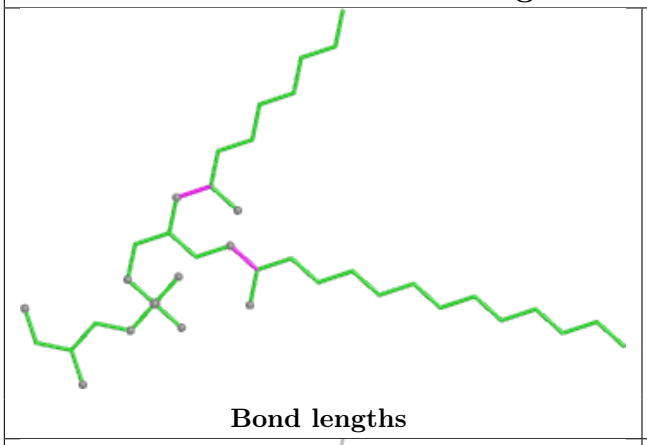

Bond lengths

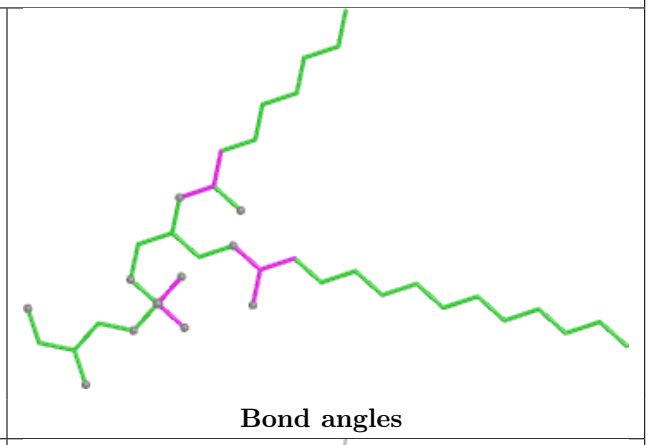

Bond angles

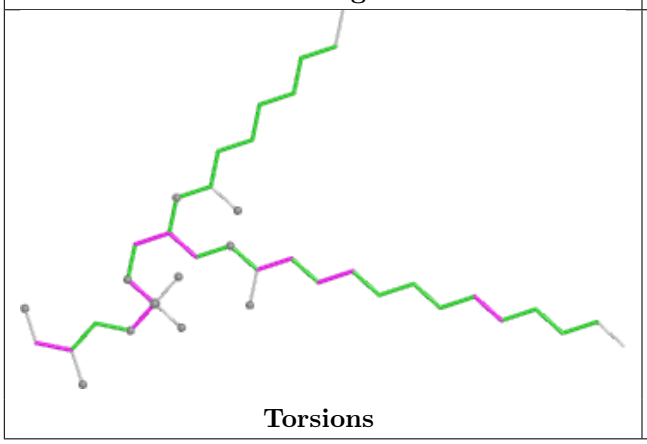

Torsions

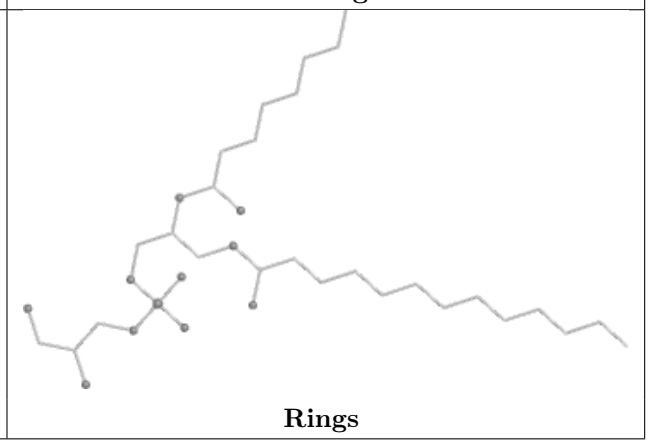

Rings

Ligand DGD CD 517

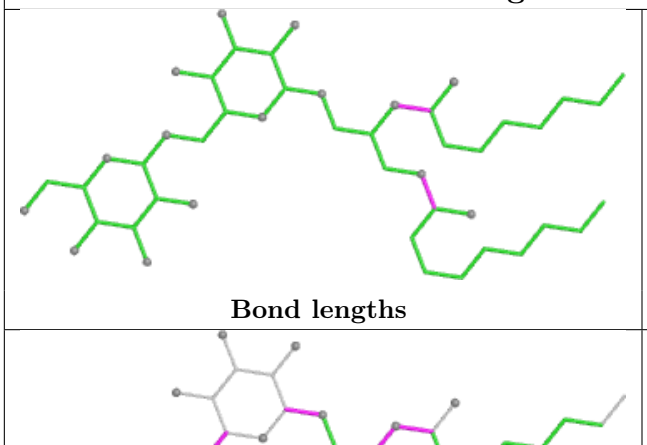

Bond lengths

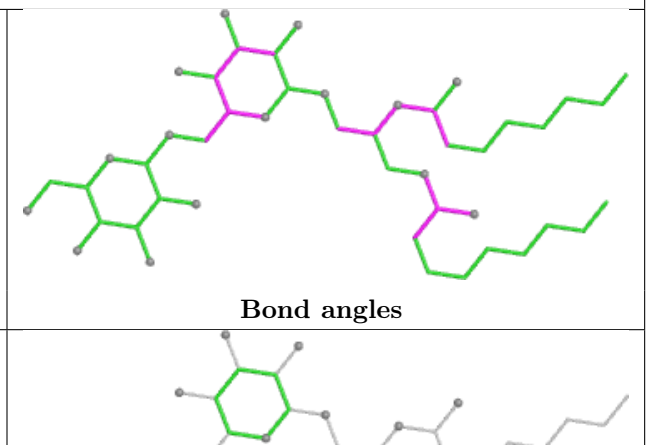

Bond angles

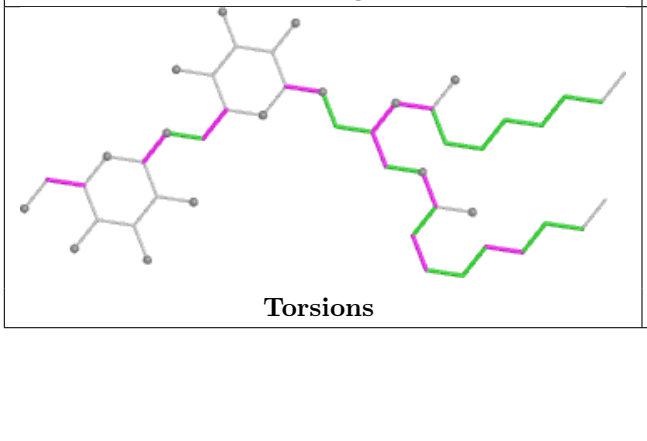

Torsions

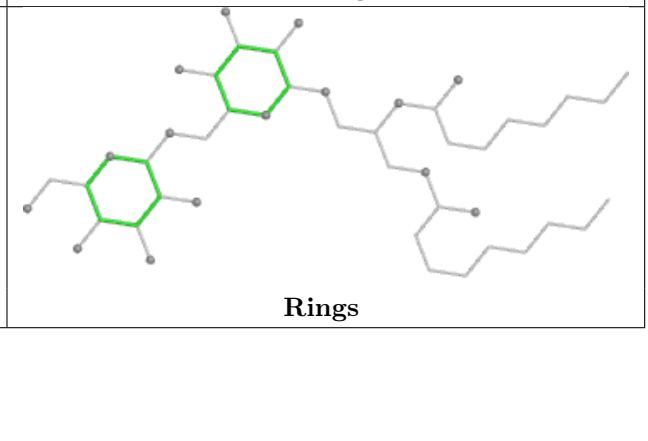

Rings

Ligand CLA C1 515

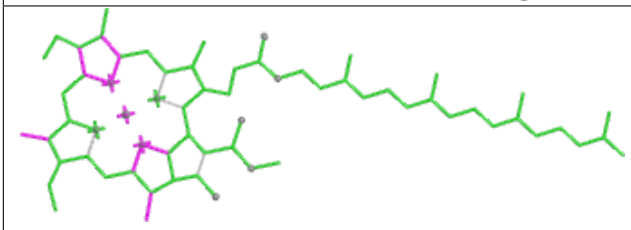

Bond lengths

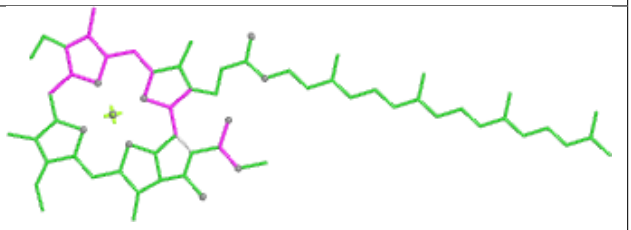

Bond angles

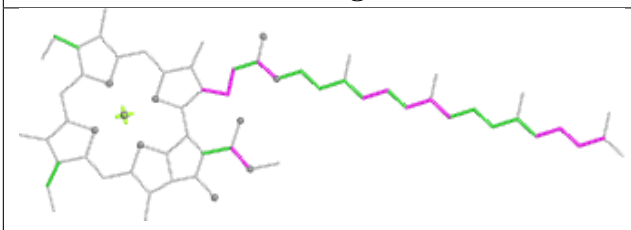

Torsions

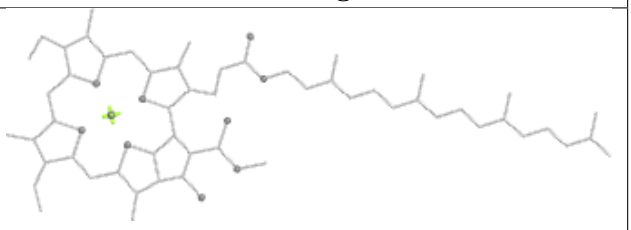

Rings

Ligand LMG A1 408

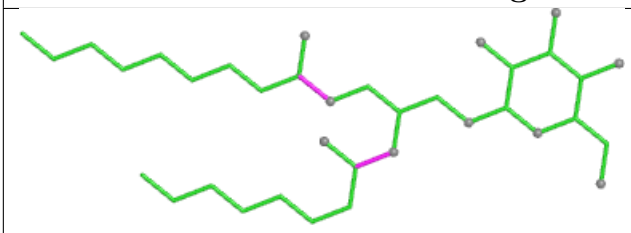

Bond lengths

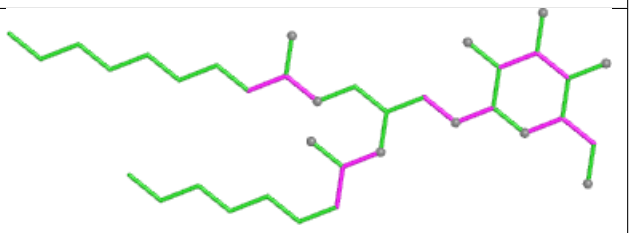

Bond angles

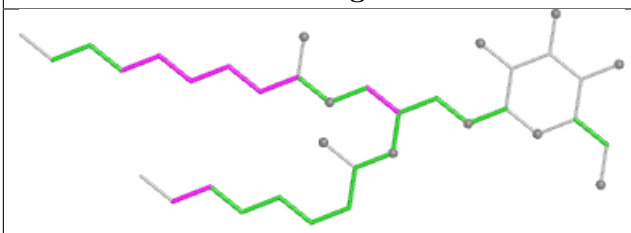

Torsions

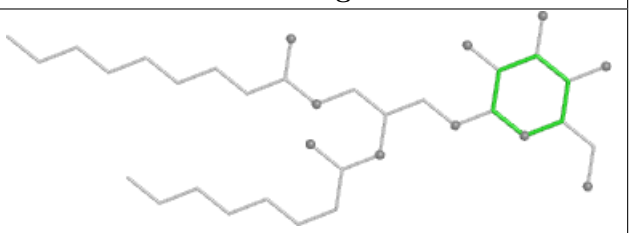

Rings

Ligand LMG D1 410

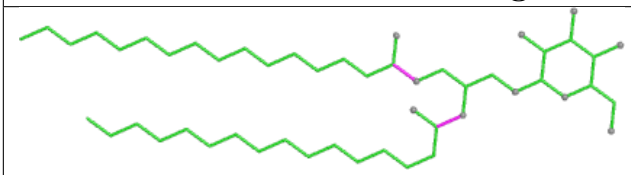

Bond lengths

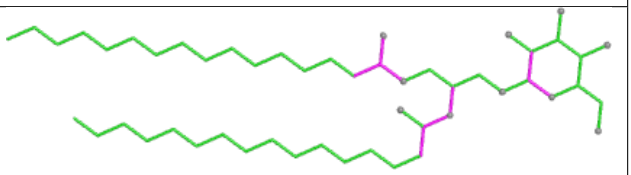

Bond angles

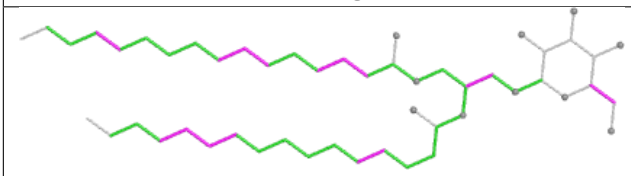

Torsions

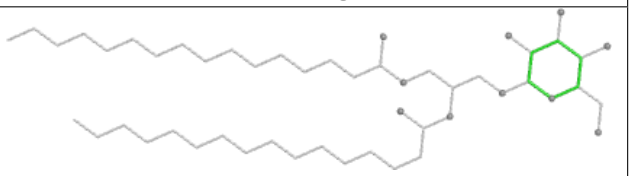

Rings

Ligand CYC j7 202

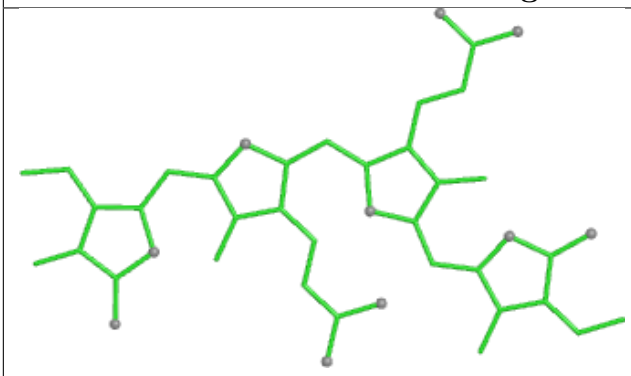

Bond lengths

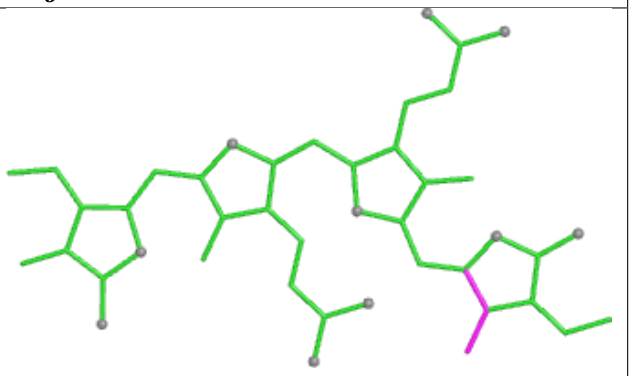

Bond angles

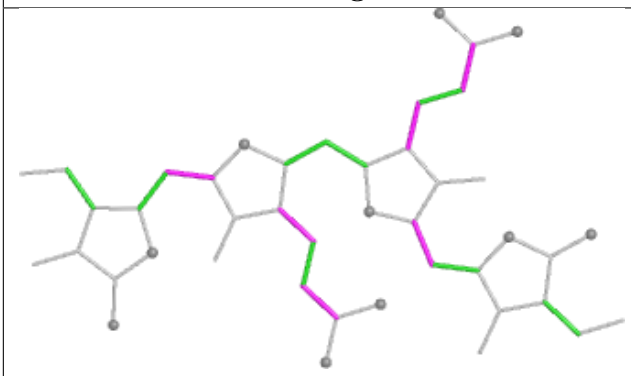

Torsions

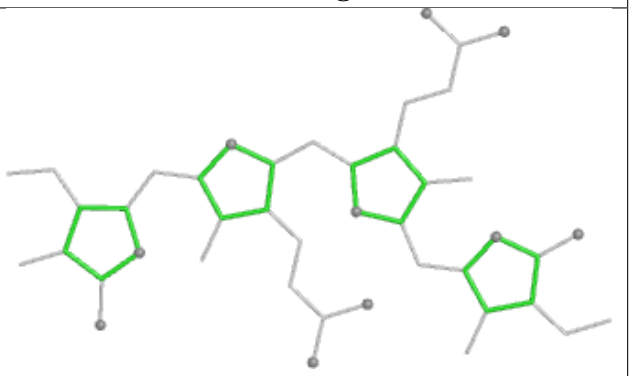

Rings

Ligand CYC eJ 202

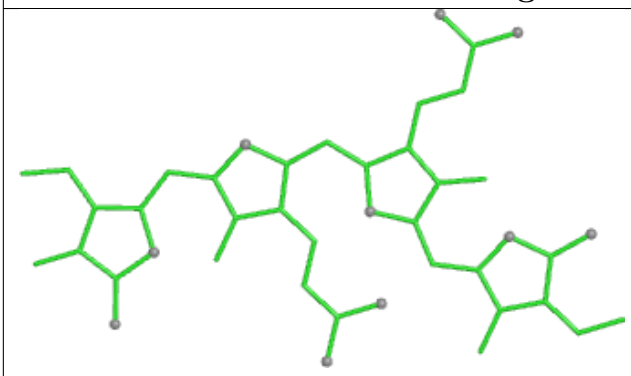

Bond lengths

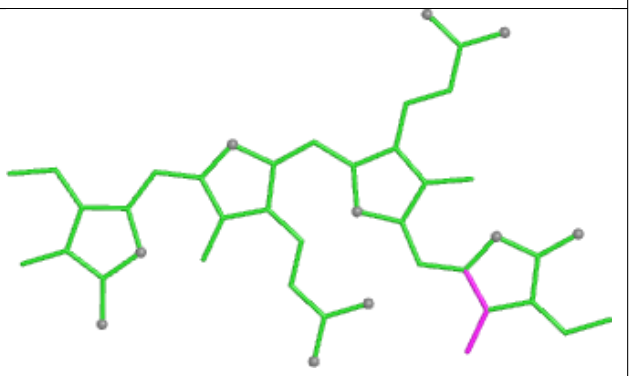

Bond angles

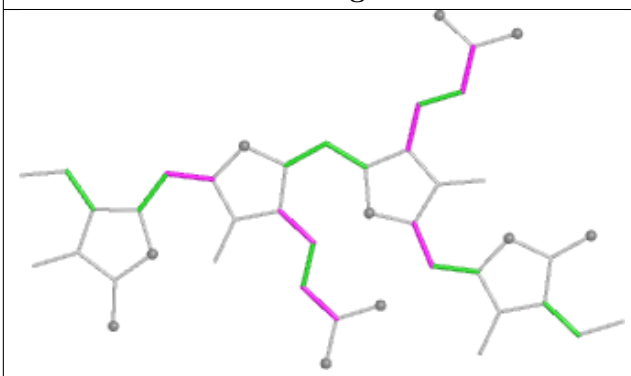

Torsions

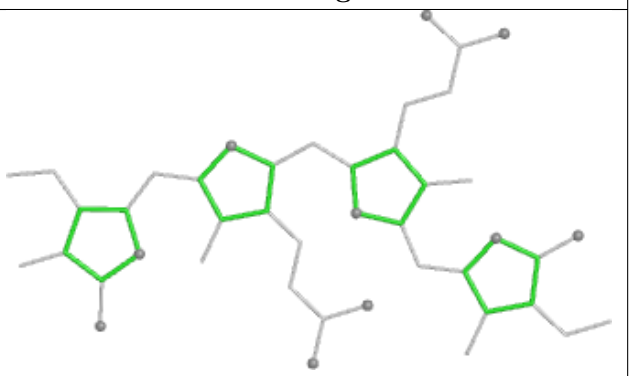

Rings

Ligand LMG mD 101

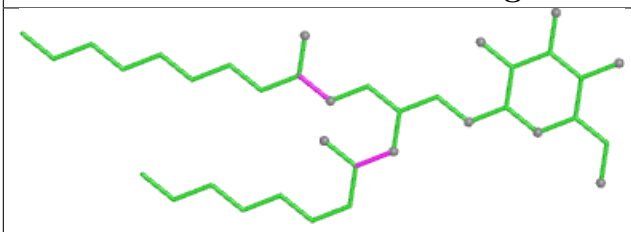

Bond lengths

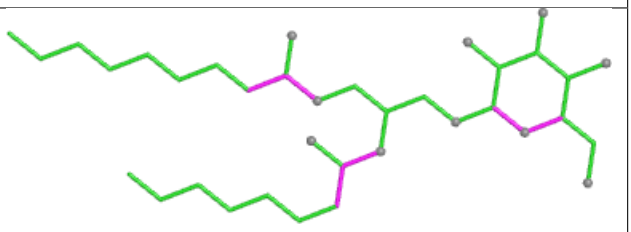

Bond angles

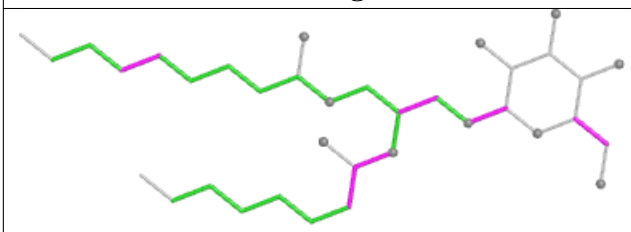

Torsions

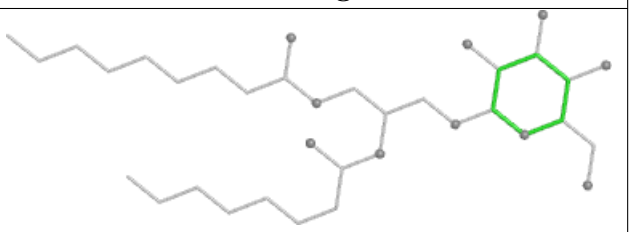

Rings

Ligand CLA BD 603

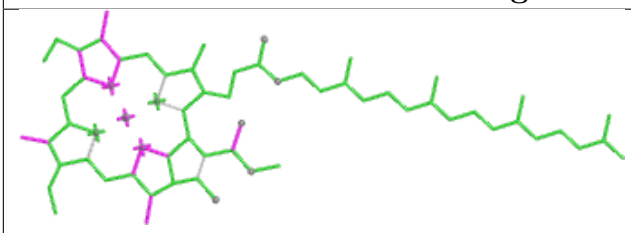

Bond lengths

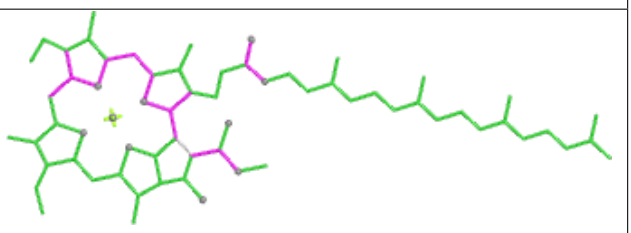

Bond angles

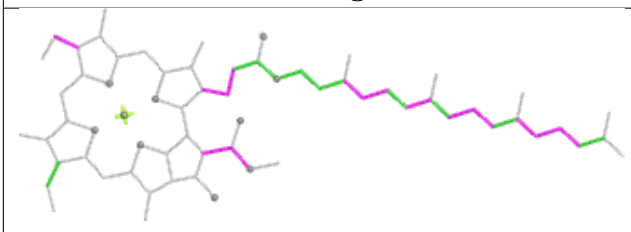

Torsions

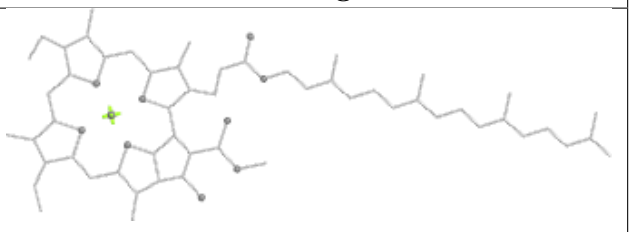

Rings

Ligand CYC bK 201

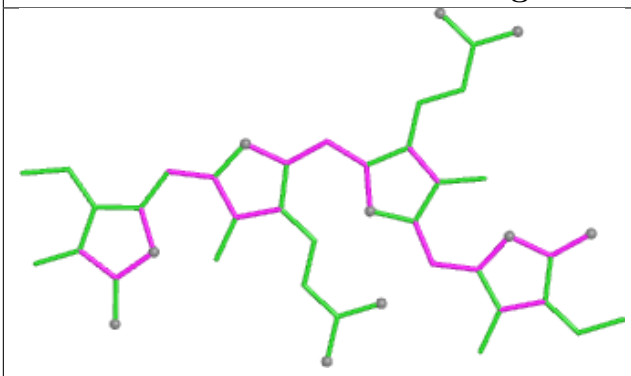

Bond lengths

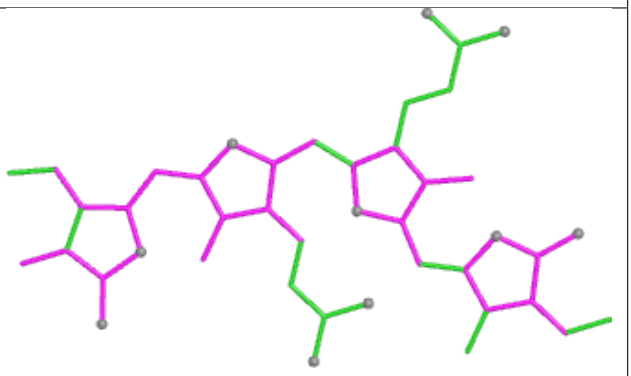

Bond angles

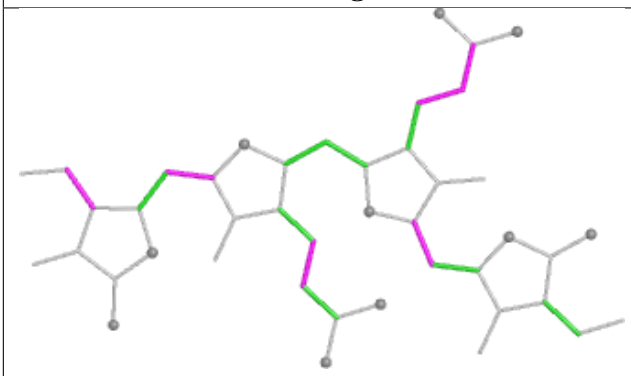

Torsions

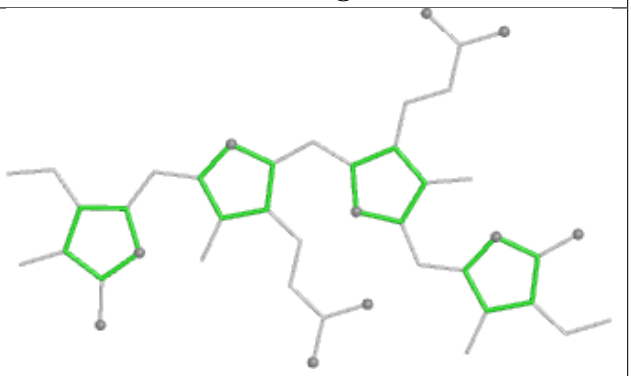

Rings

Ligand CLA bE 615

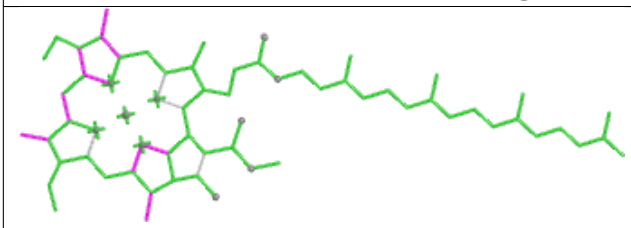

Bond lengths

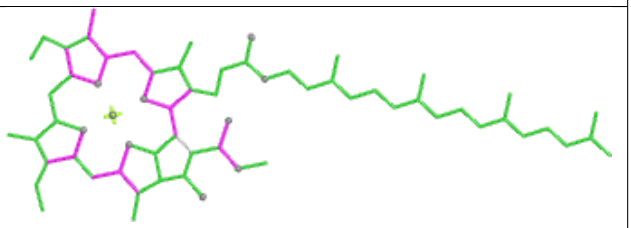

Bond angles

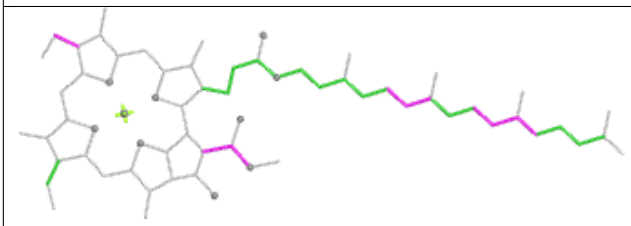

Torsions

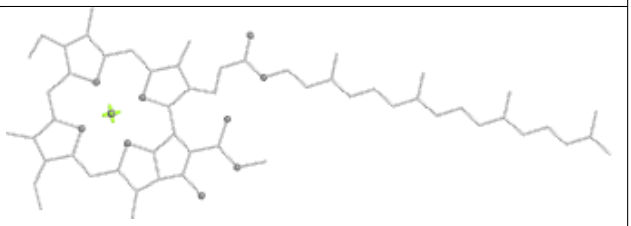

Rings

Ligand CLA bD 614

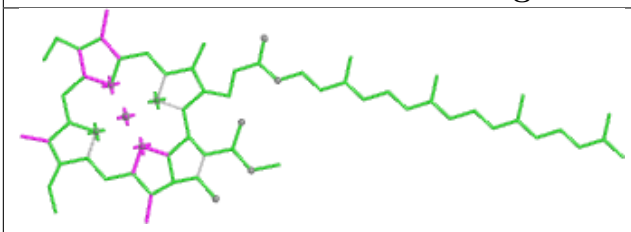

Bond lengths

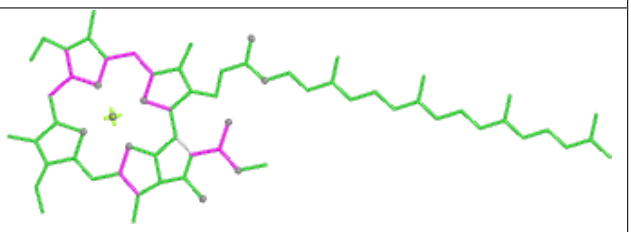

Bond angles

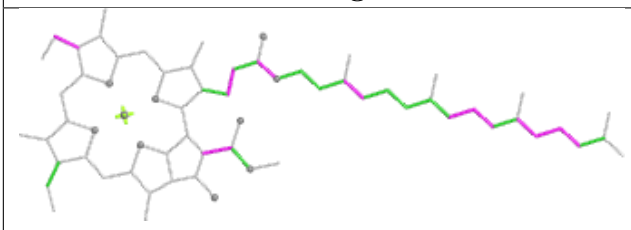

Torsions

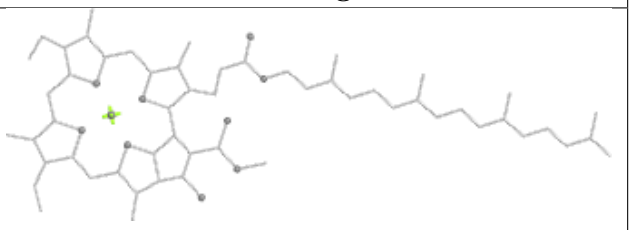

Rings

Ligand LMT C1 520



Bond lengths



Bond angles



Torsions

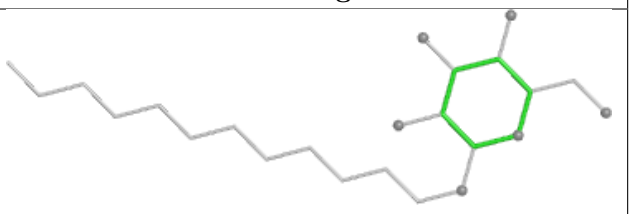

Rings

Ligand LMT bE 602



Bond lengths



Bond angles



Torsions

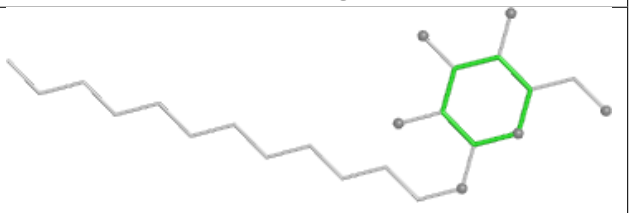

Rings

Ligand BCR k1 102

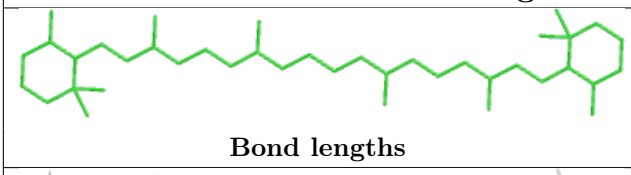

Bond lengths

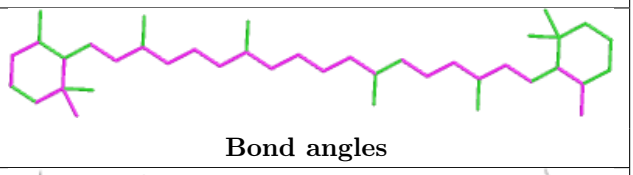

Bond angles



Torsions

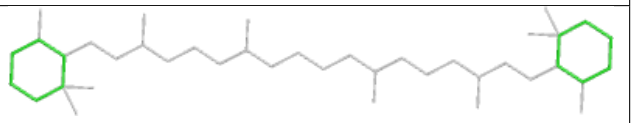

Rings

Ligand HEM v1 201

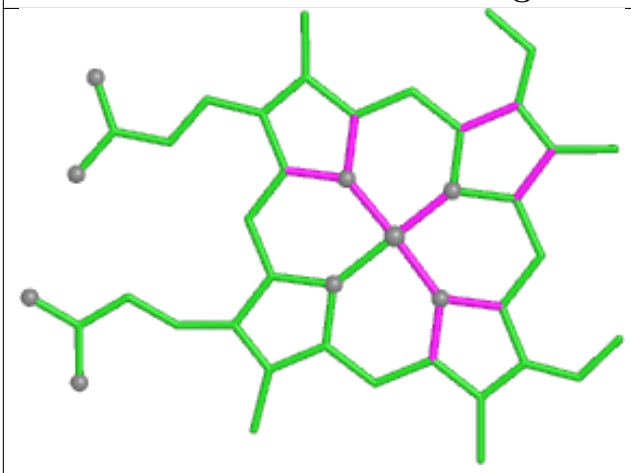

Bond lengths

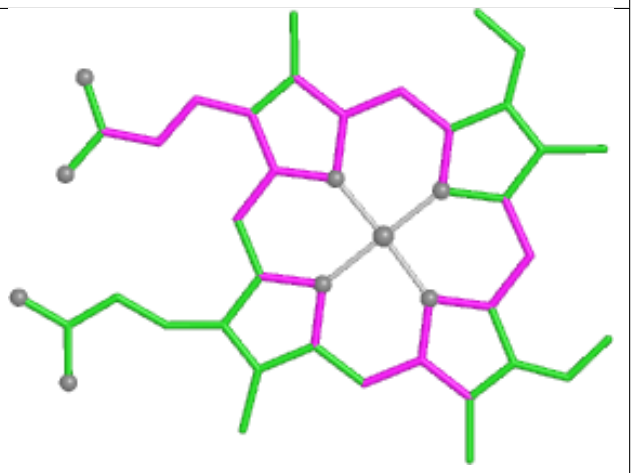

Bond angles

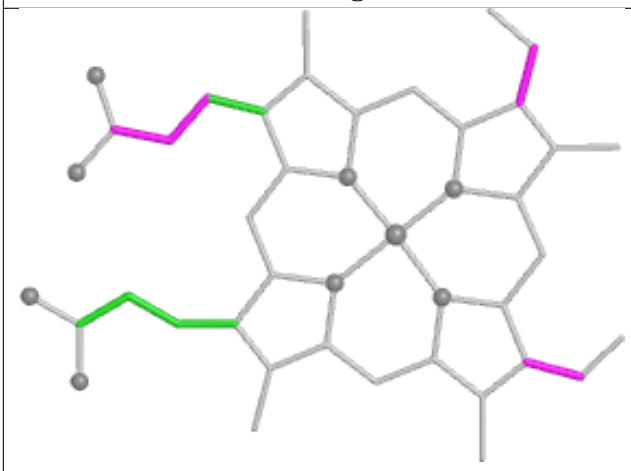

Torsions

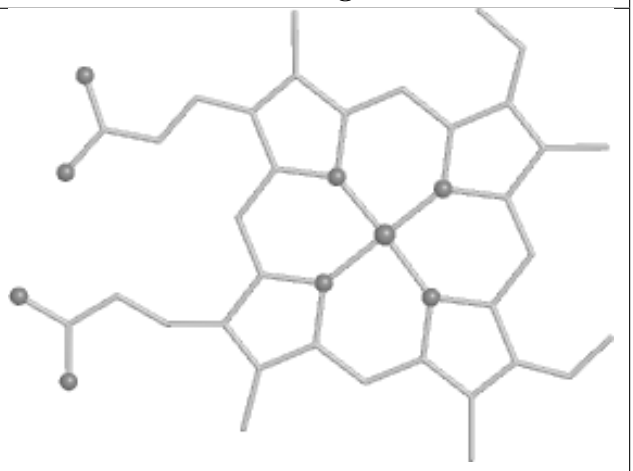

Rings

Ligand BCR bE 618

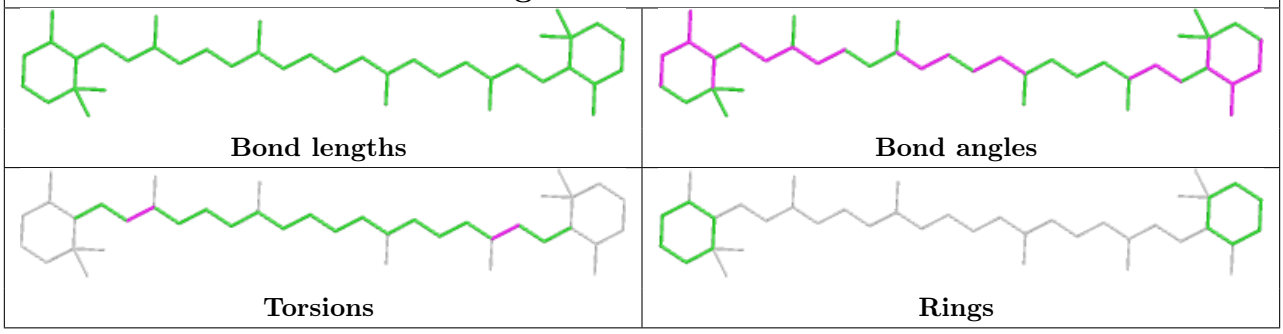

Ligand CYC e9 202

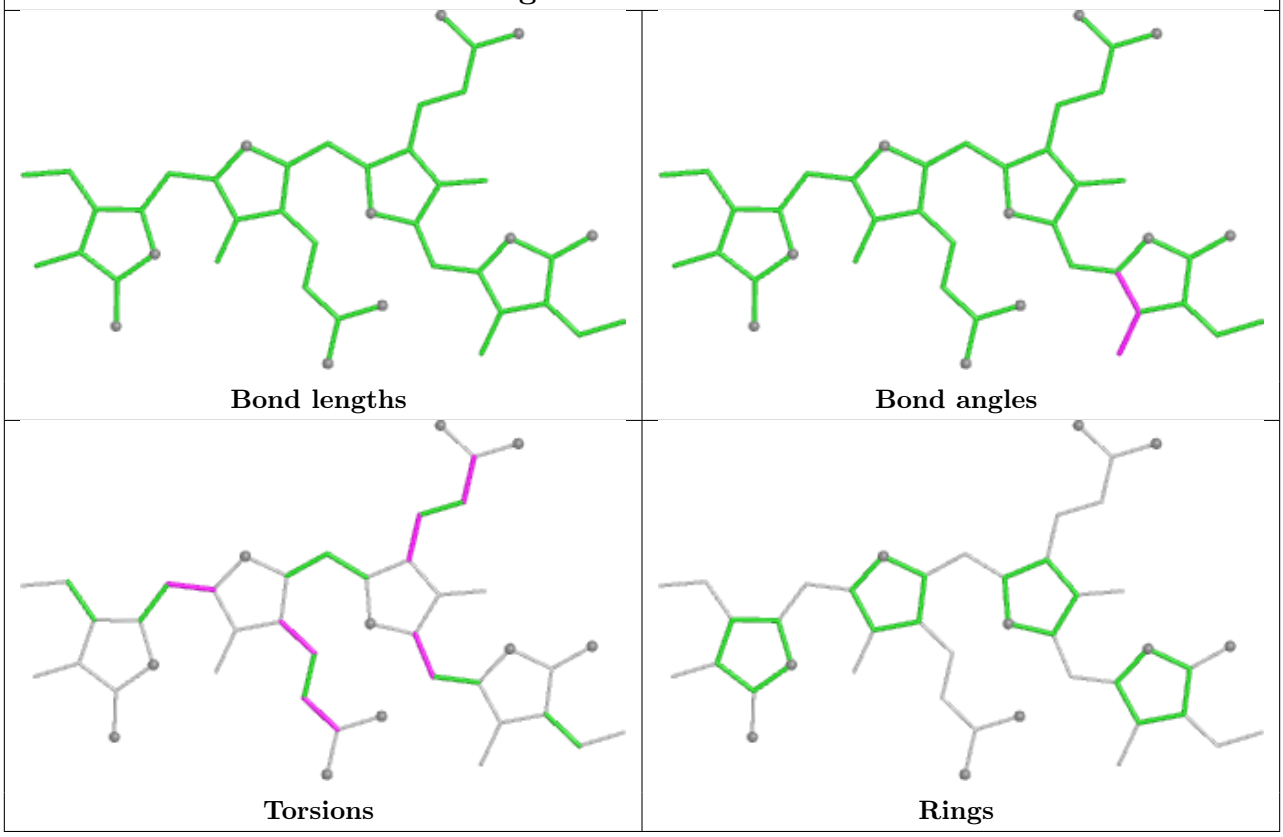

Ligand CYC dK 201

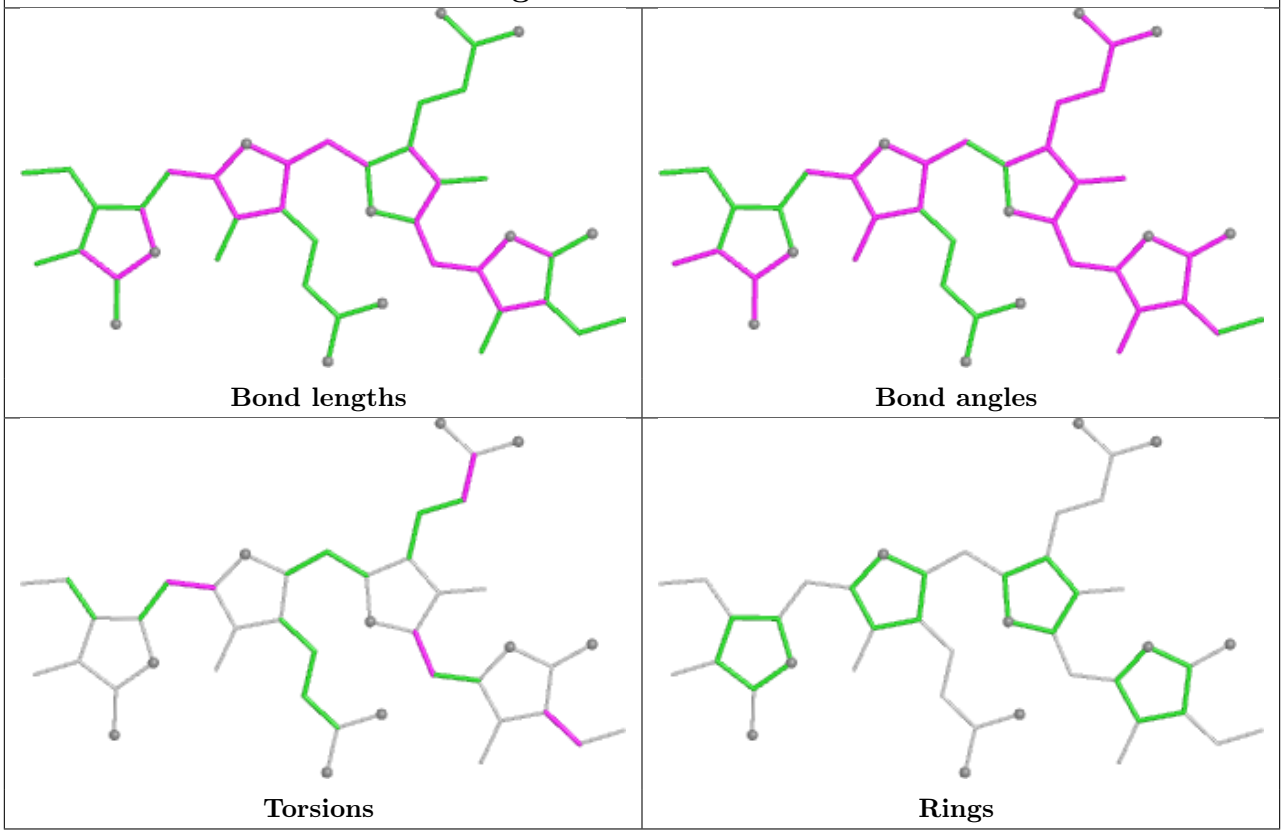

Ligand LMG b1 619

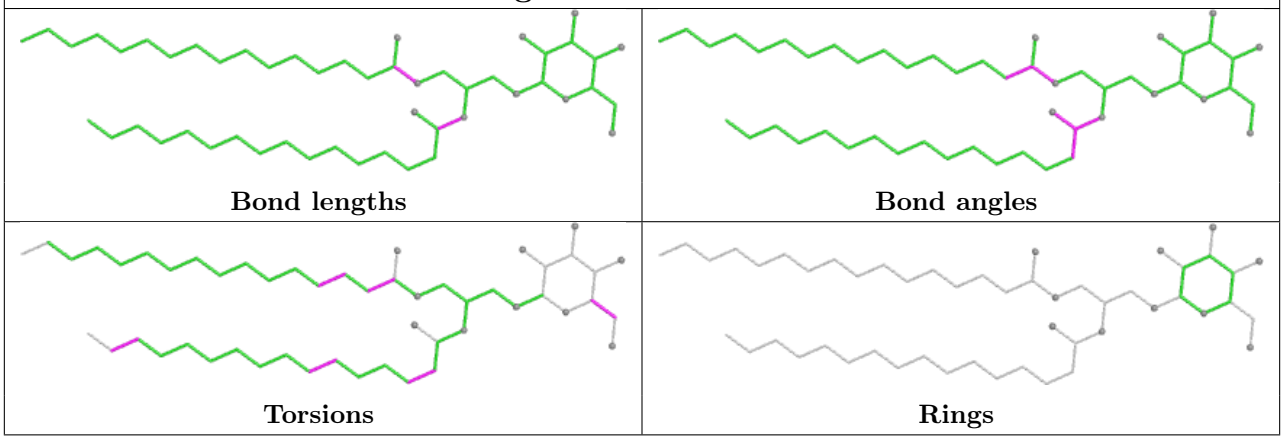

Ligand BCR C1 516

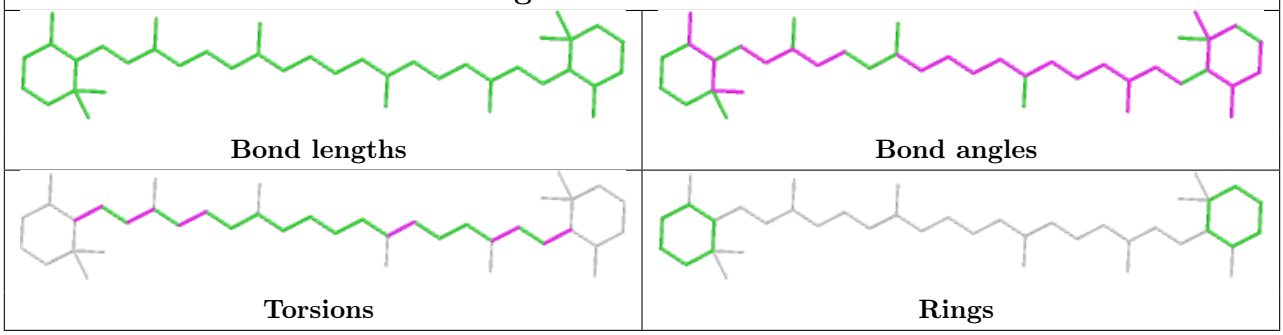

Ligand CYC m6 201

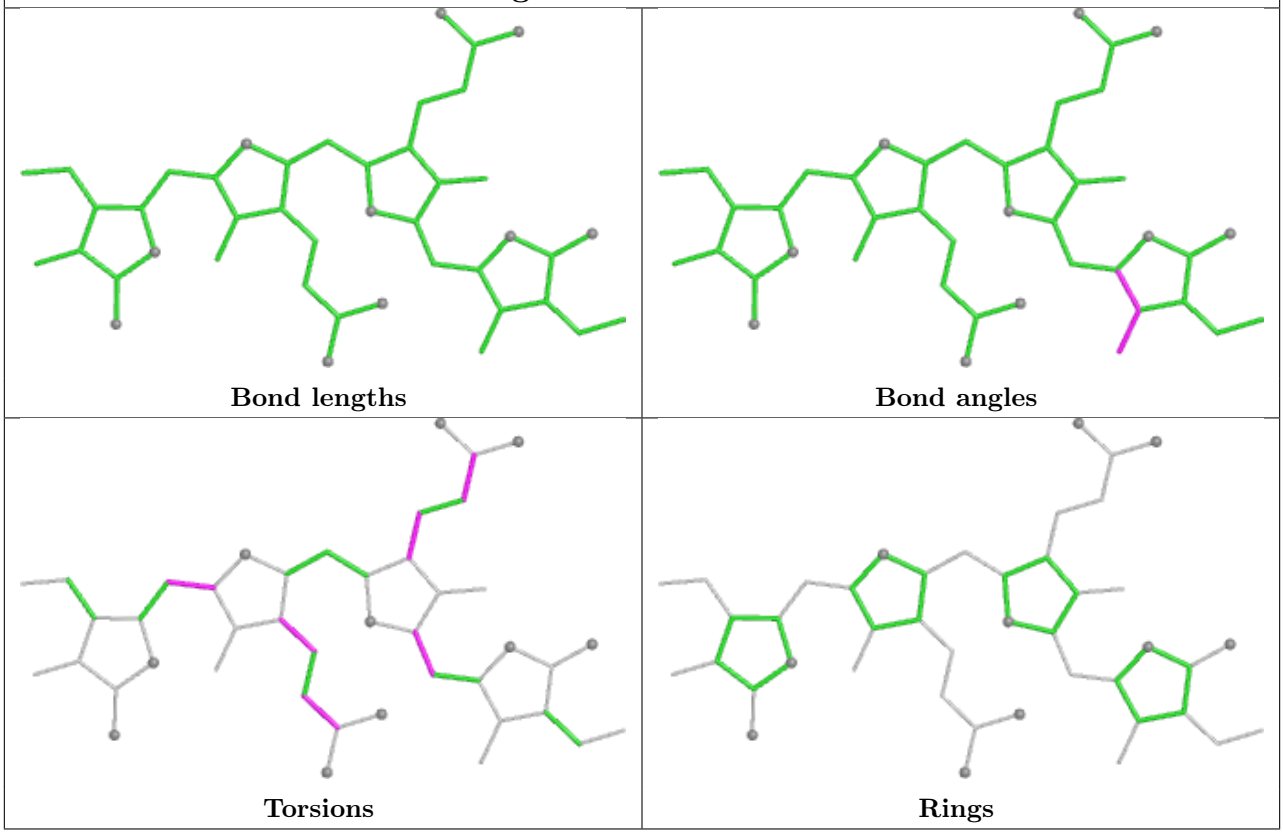

Ligand CYC kK 201

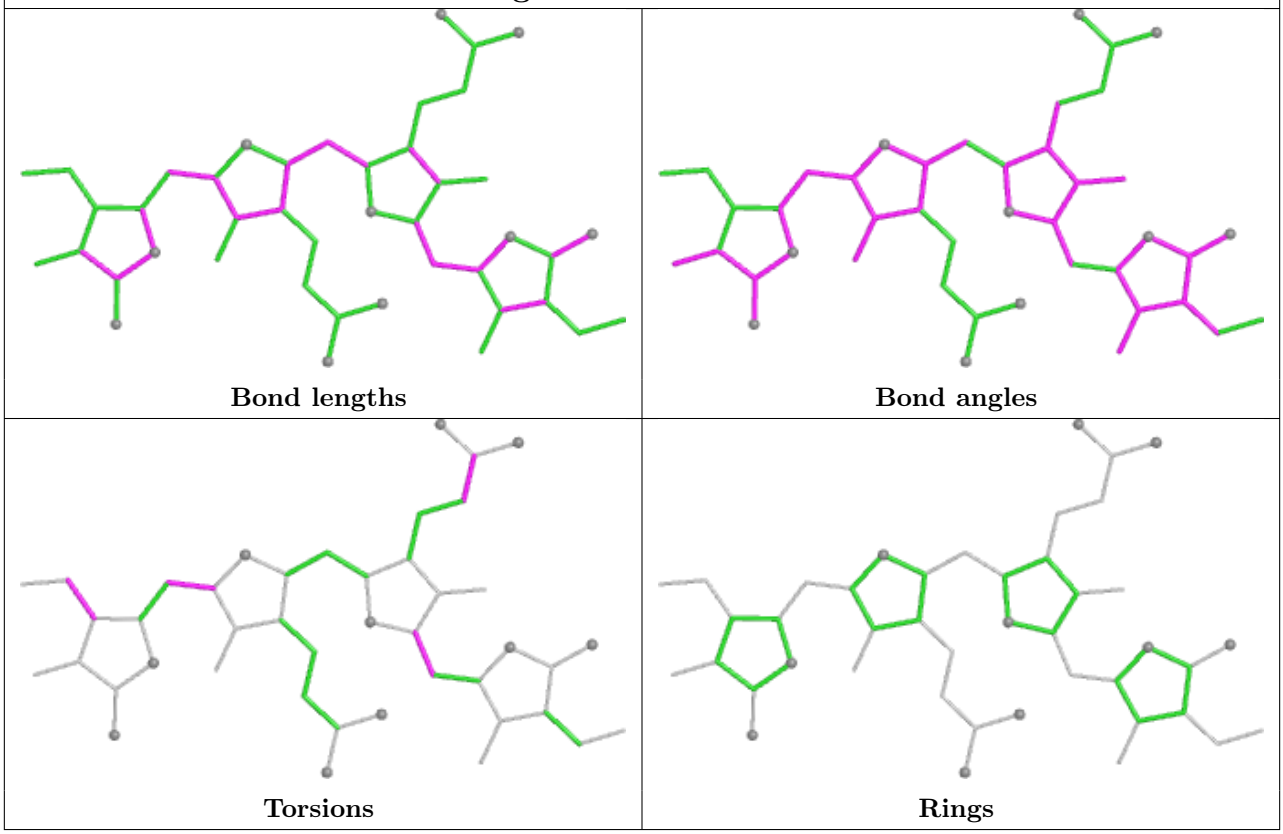

Ligand CLA CE 504

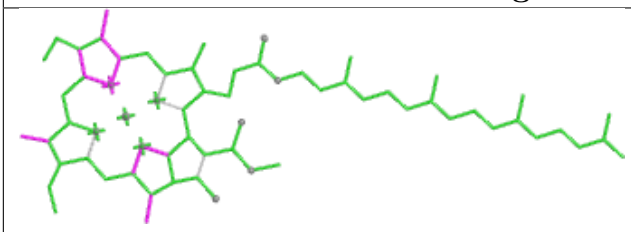

Bond lengths

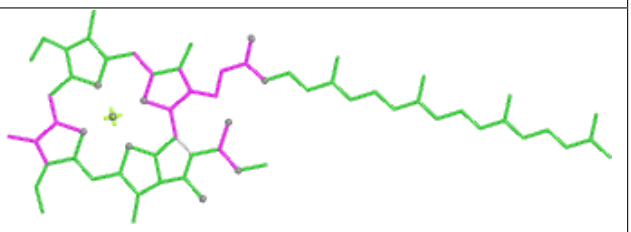

Bond angles

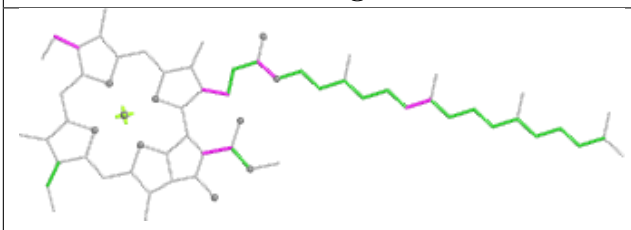

Torsions

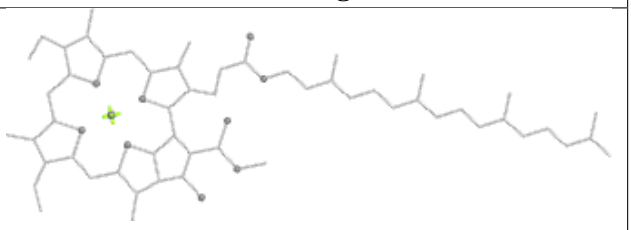

Rings

Ligand BCR XE 102



Bond lengths

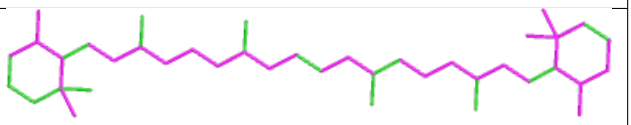

Bond angles

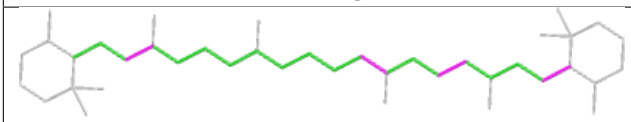

Torsions

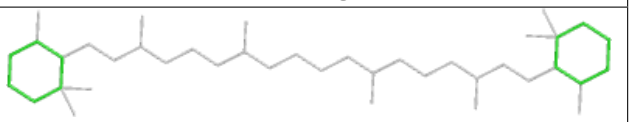

Rings

Ligand CLA BD 613

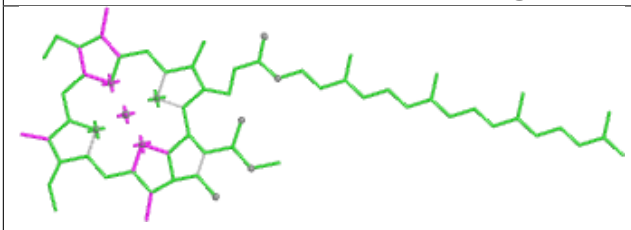

Bond lengths

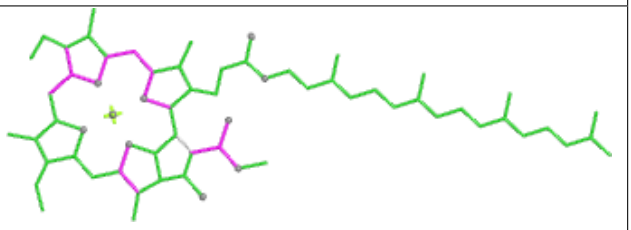

Bond angles

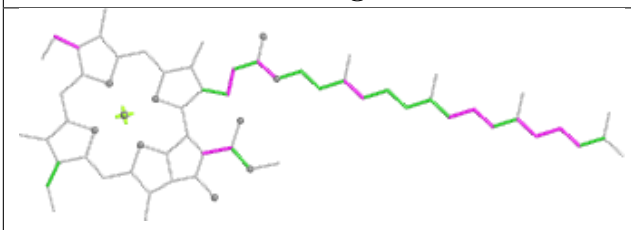

Torsions

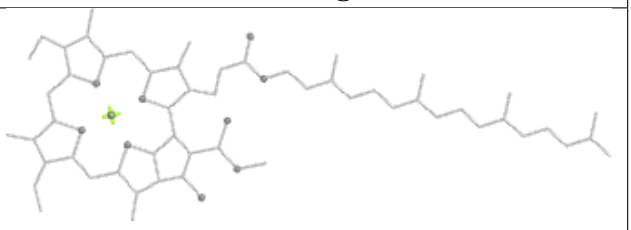

Rings

Ligand PL9 DE 408

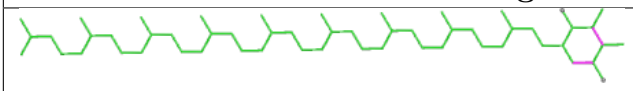

Bond lengths

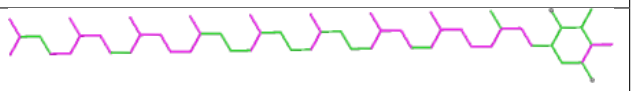

Bond angles

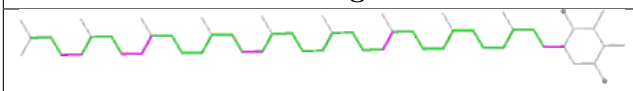

Torsions

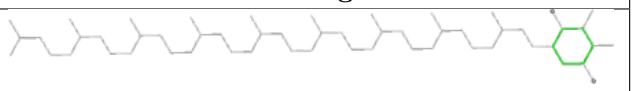

Rings

Ligand CYC iJ 202

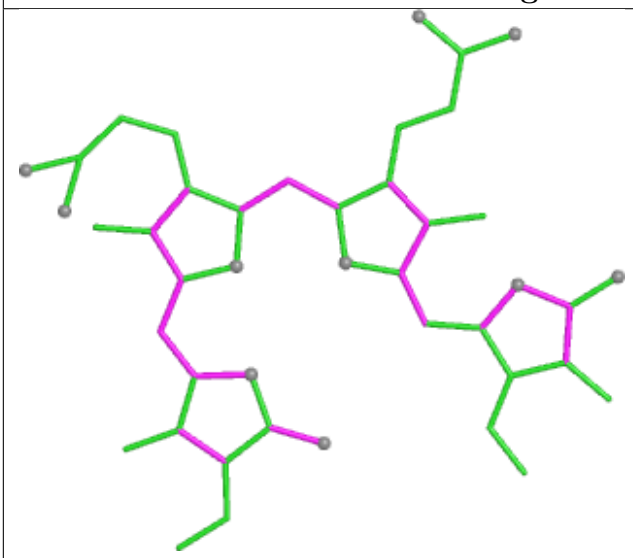

Bond lengths

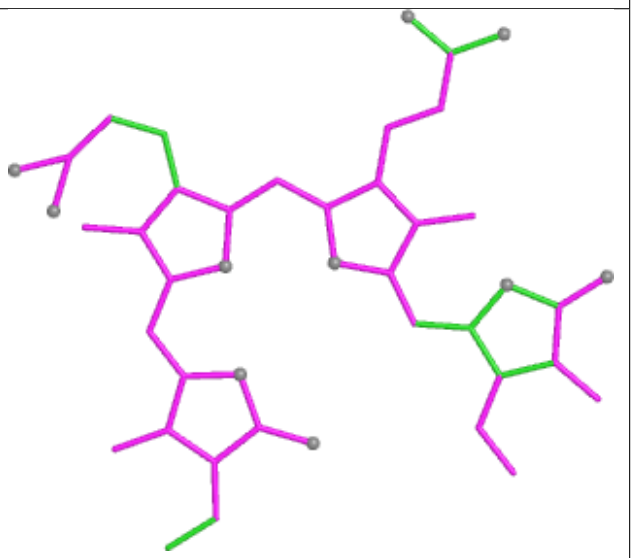

Bond angles

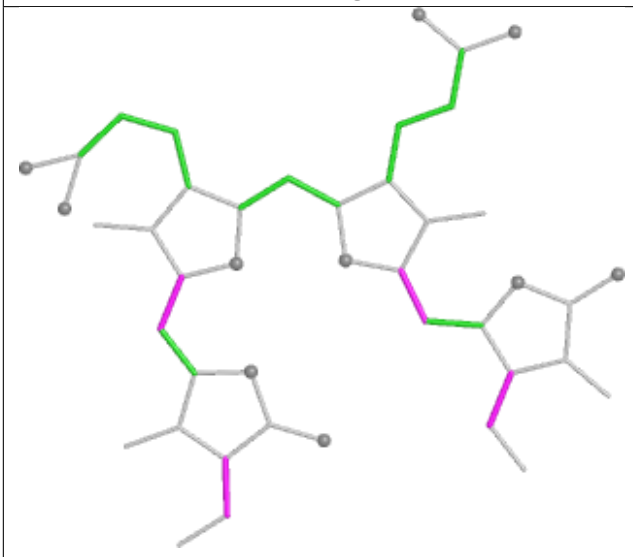

Torsions

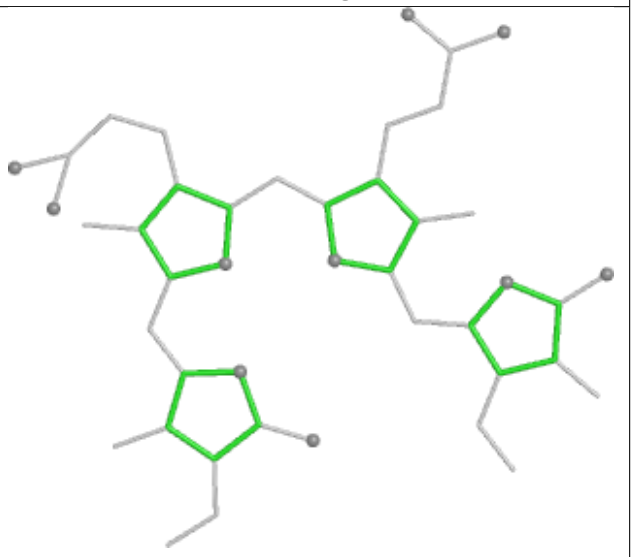

Rings

Ligand CLA AD 405

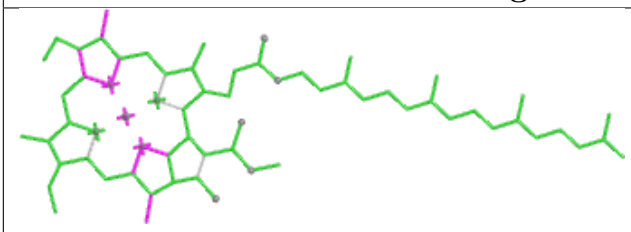

Bond lengths

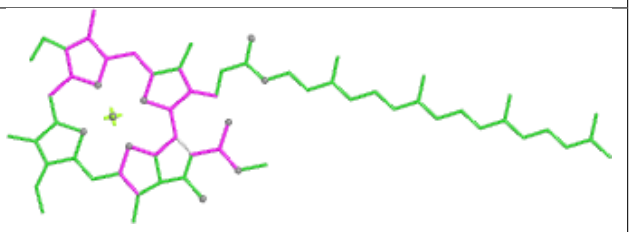

Bond angles

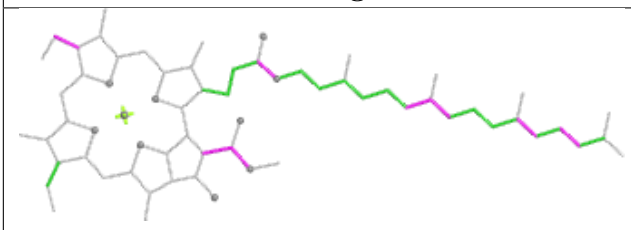

Torsions

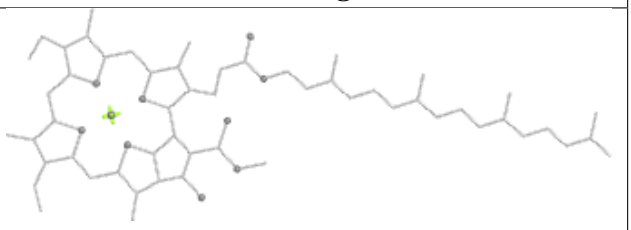

Rings

Ligand LHG eE 101

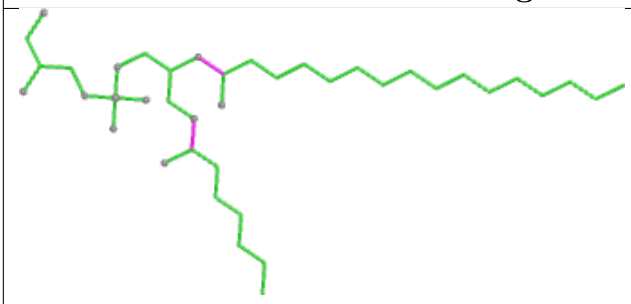

Bond lengths

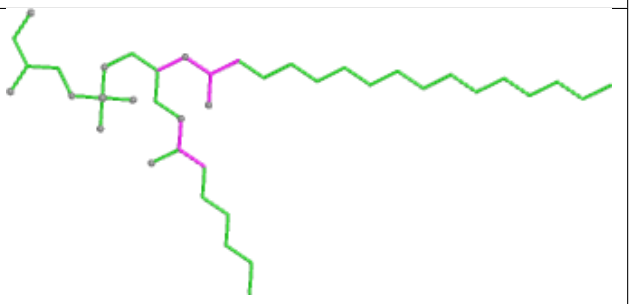

Bond angles

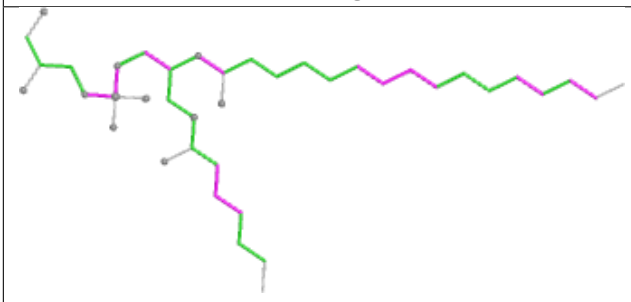

Torsions

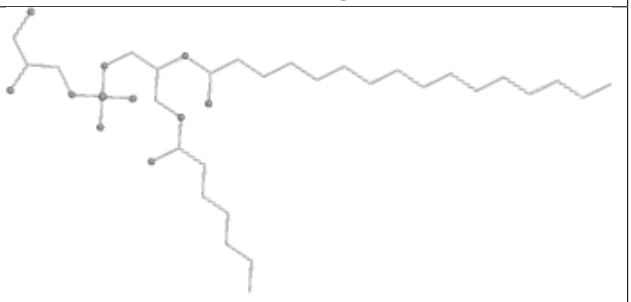

Rings

Ligand CYC LG 201

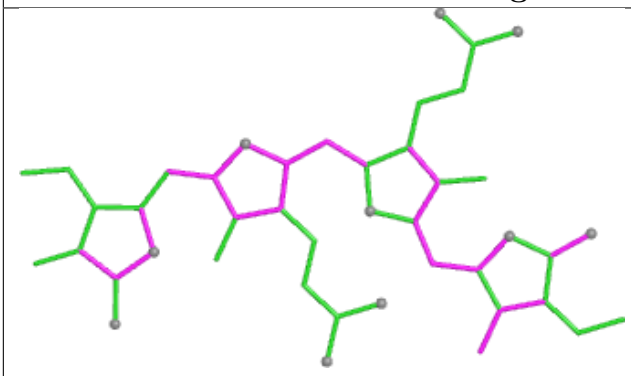

Bond lengths

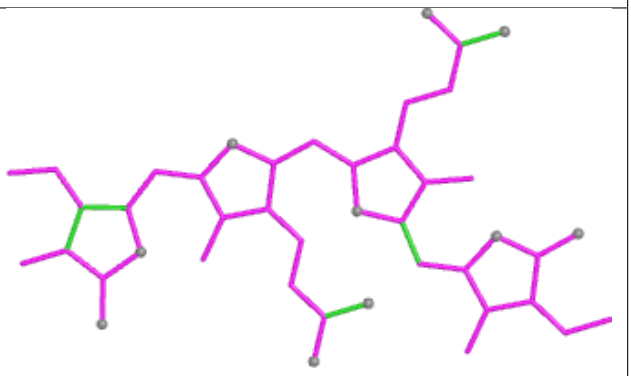

Bond angles

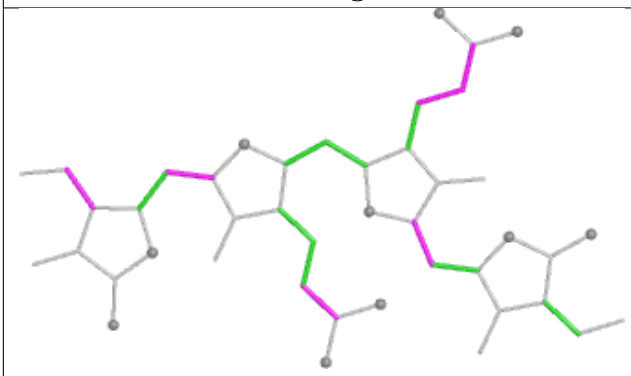

Torsions

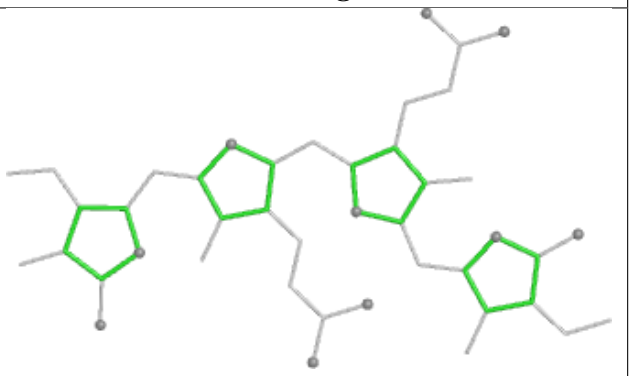

Rings

Ligand BCR C1 519



Bond lengths

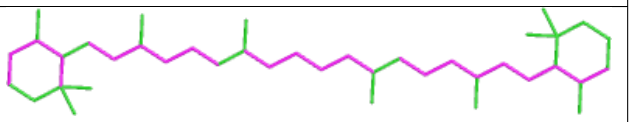

Bond angles

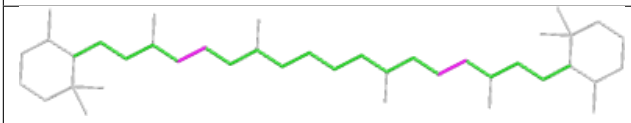

Torsions

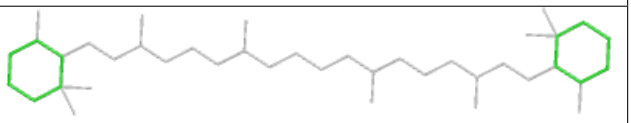

Rings

Ligand CLA BE 612

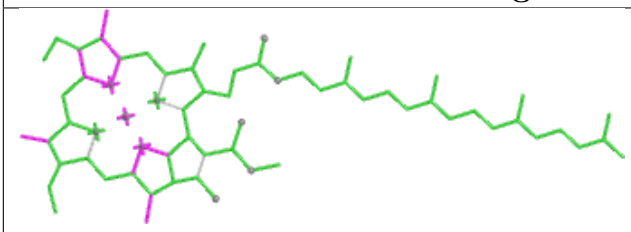

Bond lengths

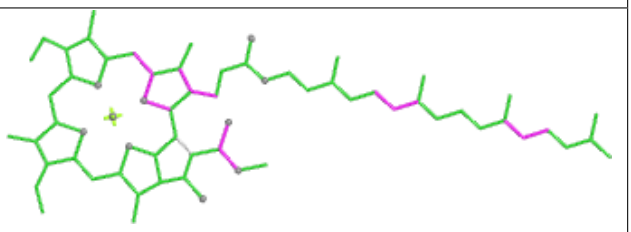

Bond angles

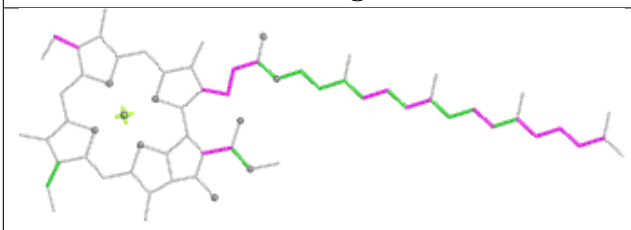

Torsions

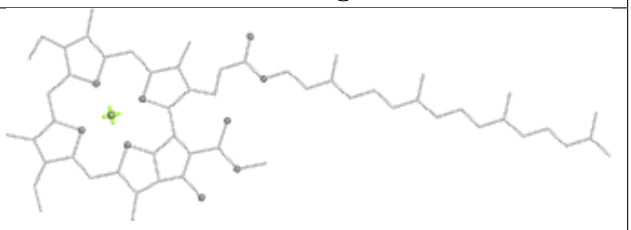

Rings

Ligand LHG AE 411

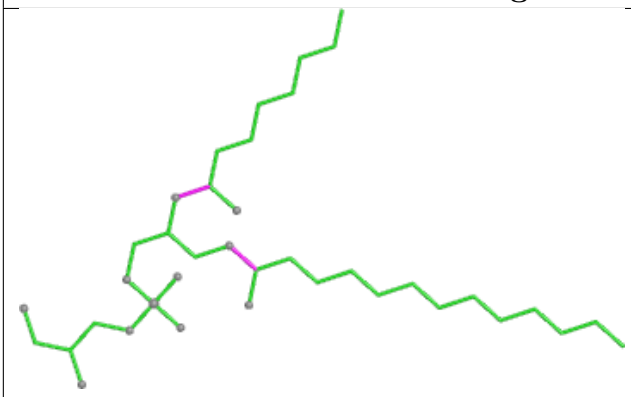

Bond lengths



Bond angles

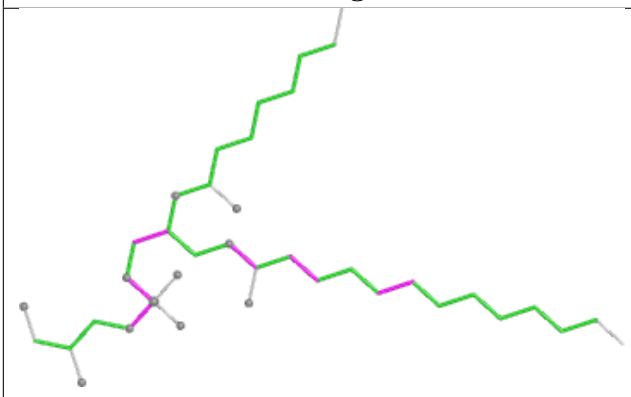

Torsions

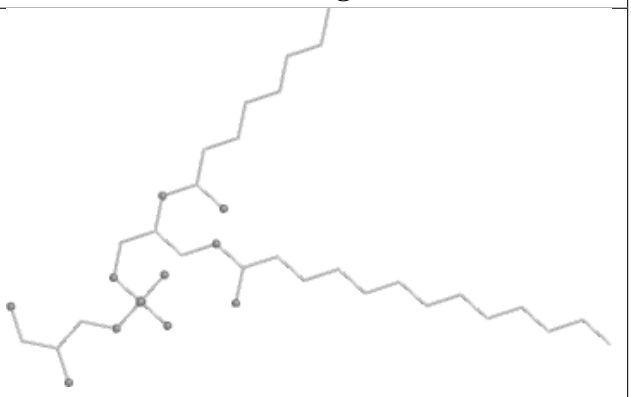

Rings

Ligand DGD c1 516

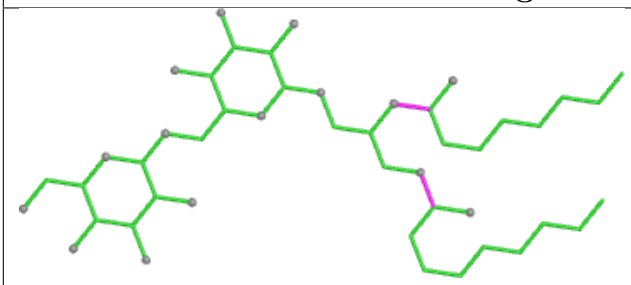

Bond lengths

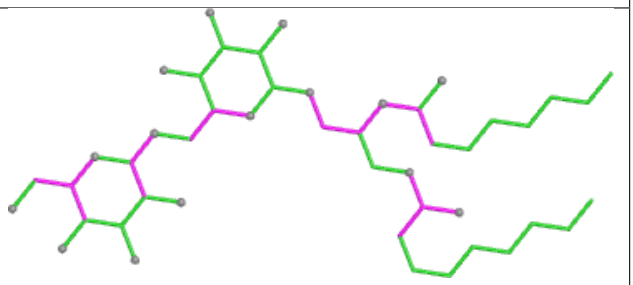

Bond angles

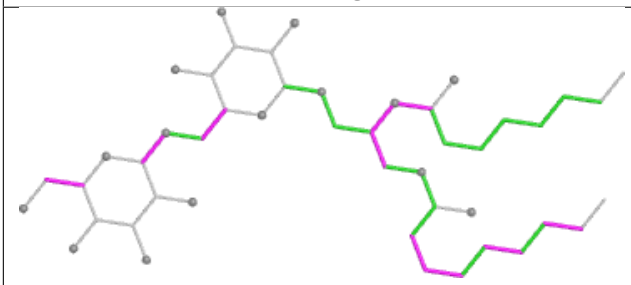

Torsions

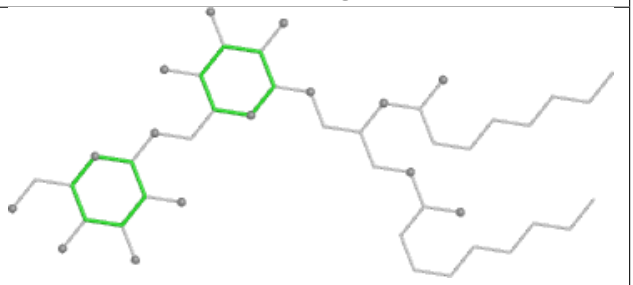

Rings

Ligand PHO dE 402

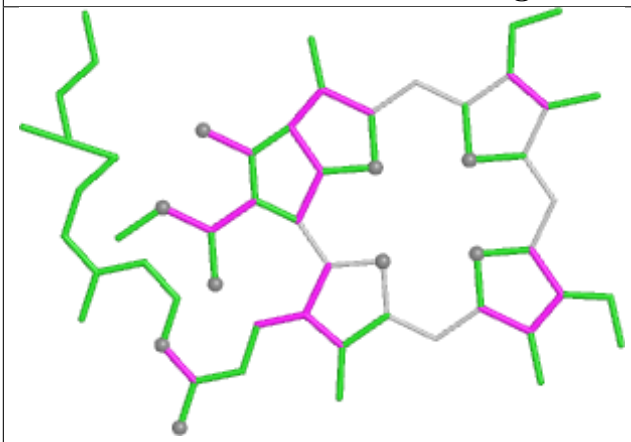

Bond lengths

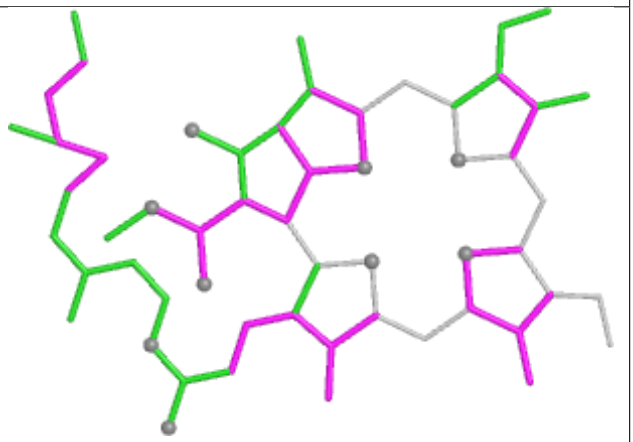

Bond angles

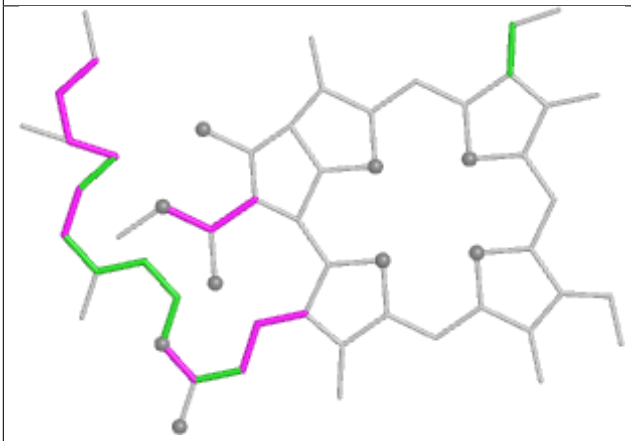

Torsions

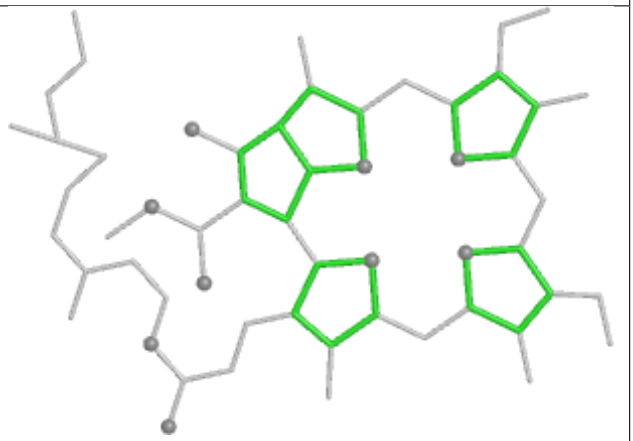

Rings

Ligand DGD cD 518

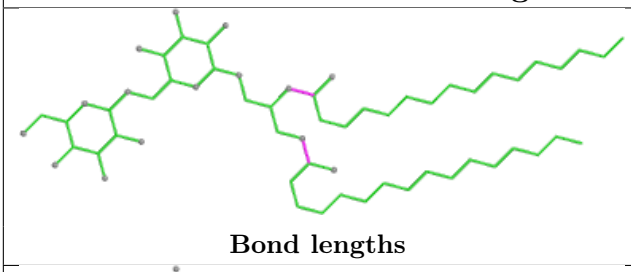

Bond lengths

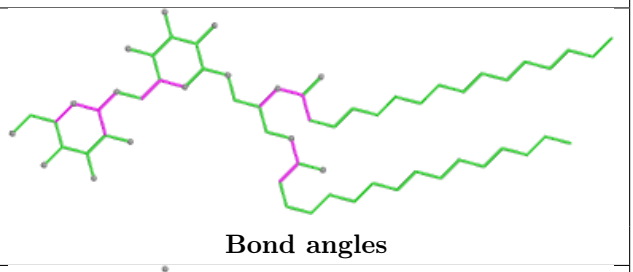

Bond angles

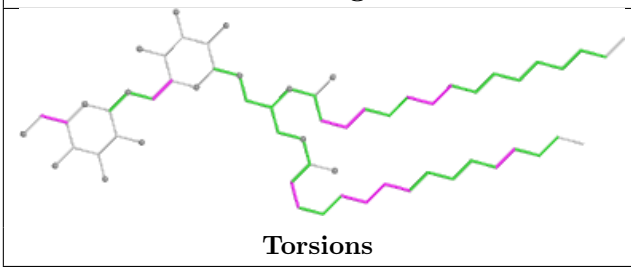

Torsions

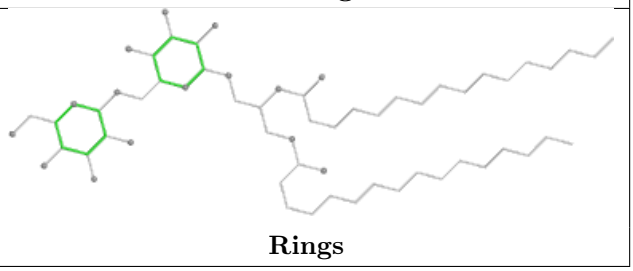

Rings

Ligand SQD CD 501

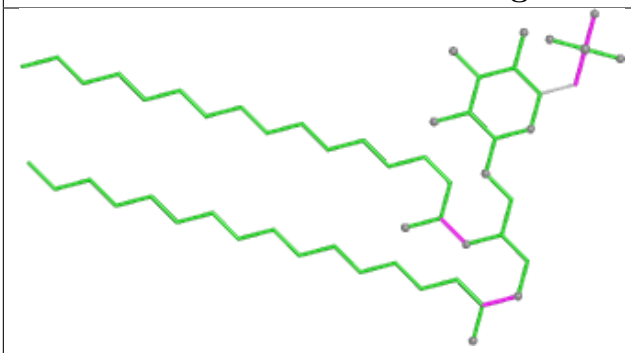

Bond lengths

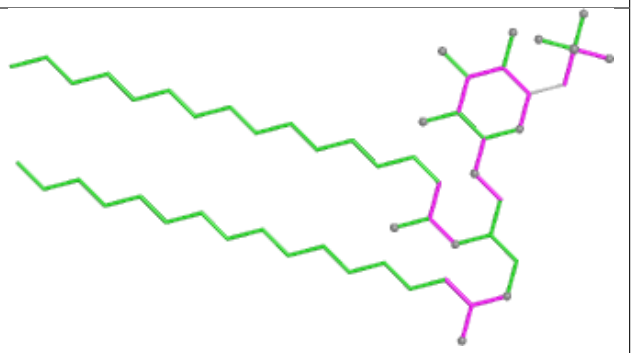

Bond angles

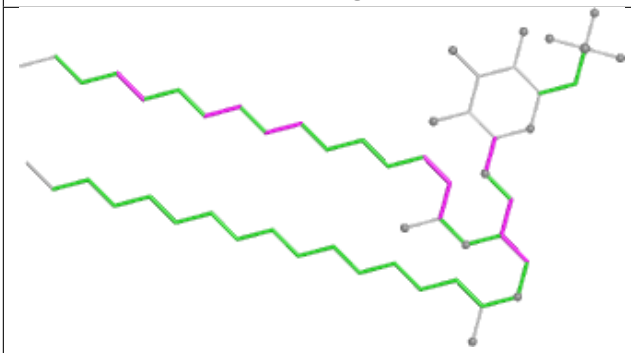

Torsions

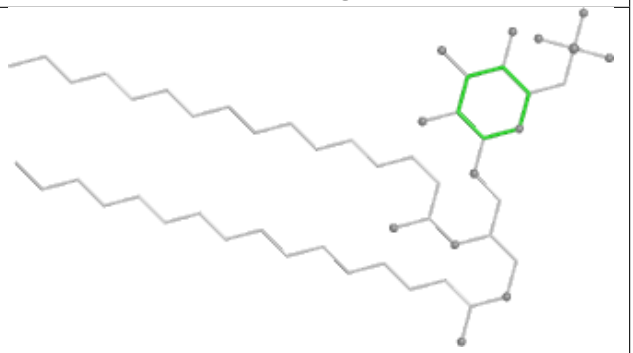

Rings

Ligand CLA c1 508

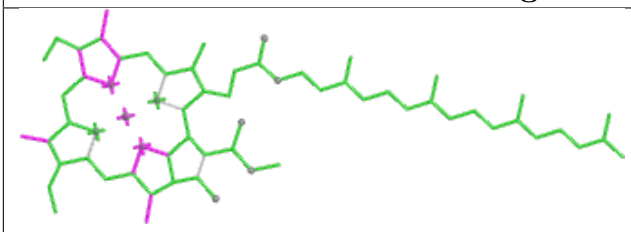

Bond lengths

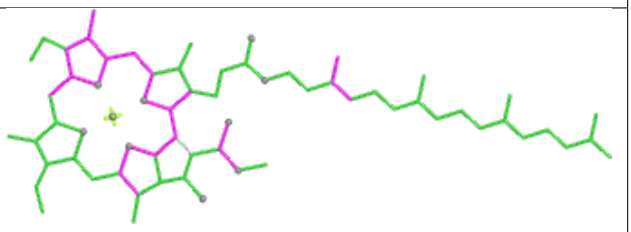

Bond angles

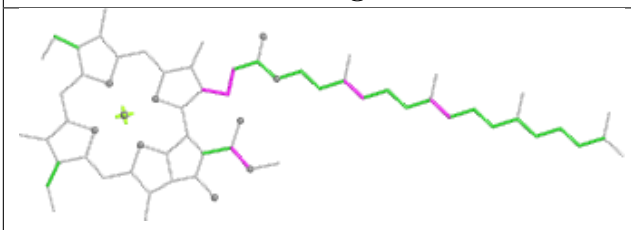

Torsions

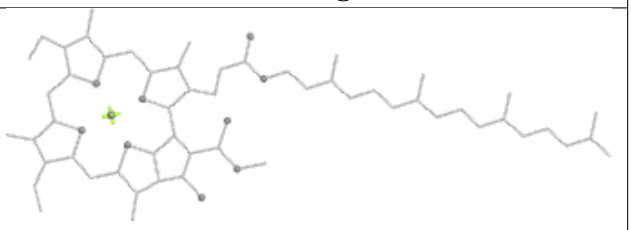

Rings

Ligand CYC 2G 201

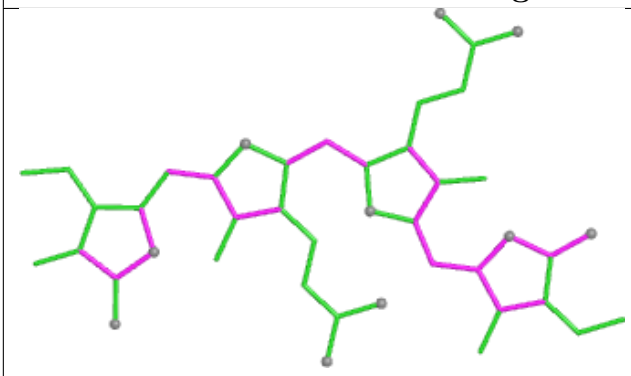

Bond lengths

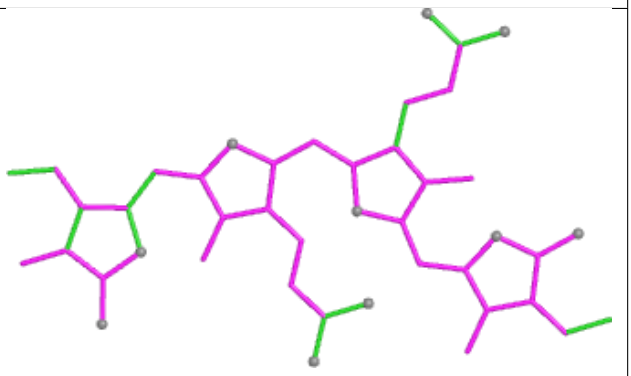

Bond angles

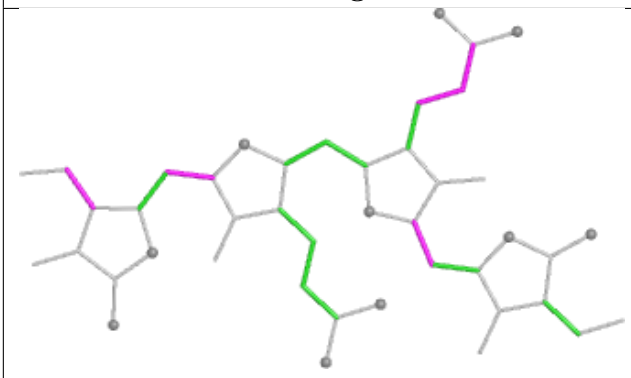

Torsions

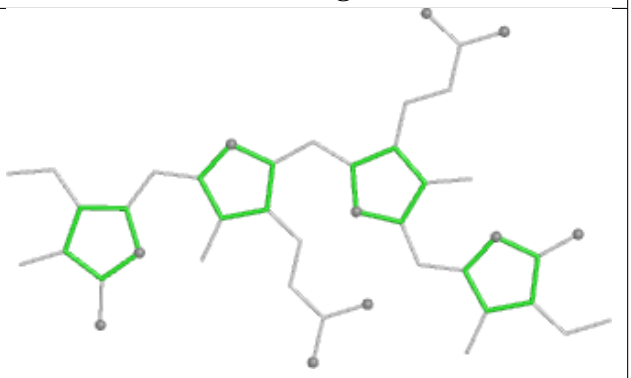

Rings

Ligand CLA AD 404

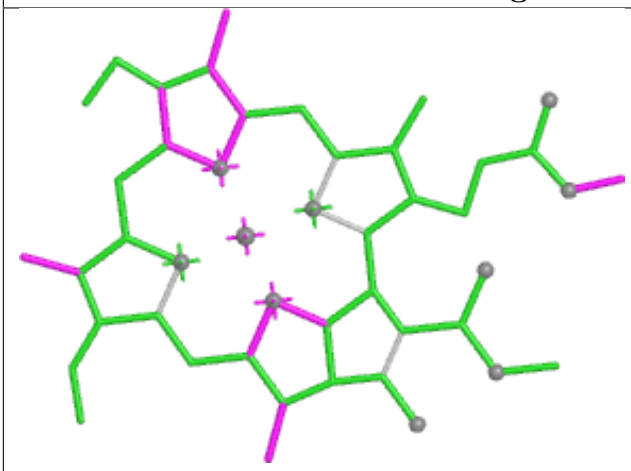

Bond lengths

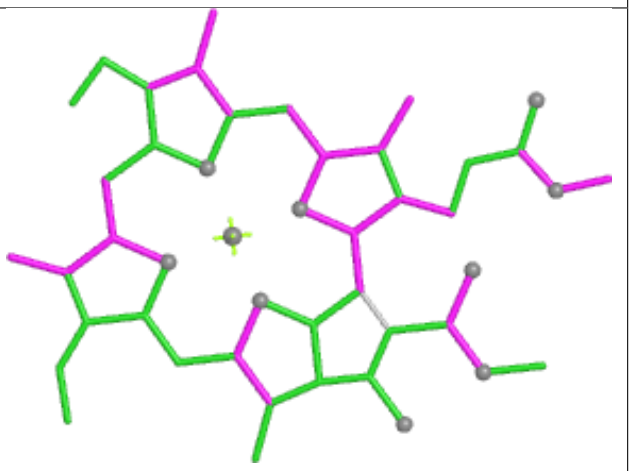

Bond angles

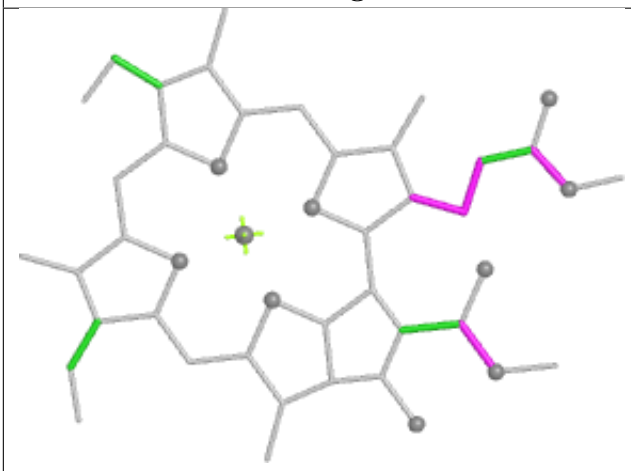

Torsions

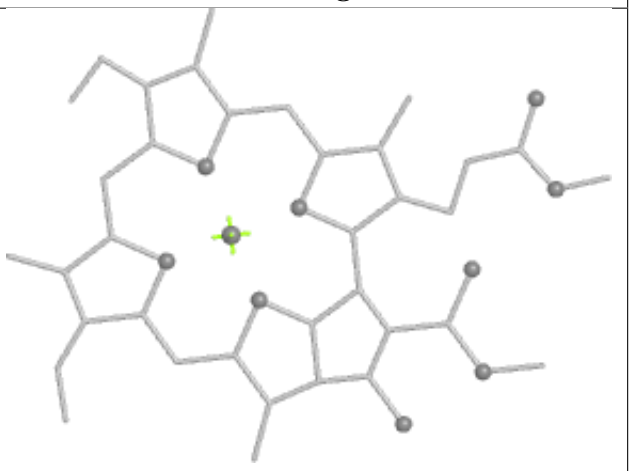

Rings

Ligand LHG D1 408

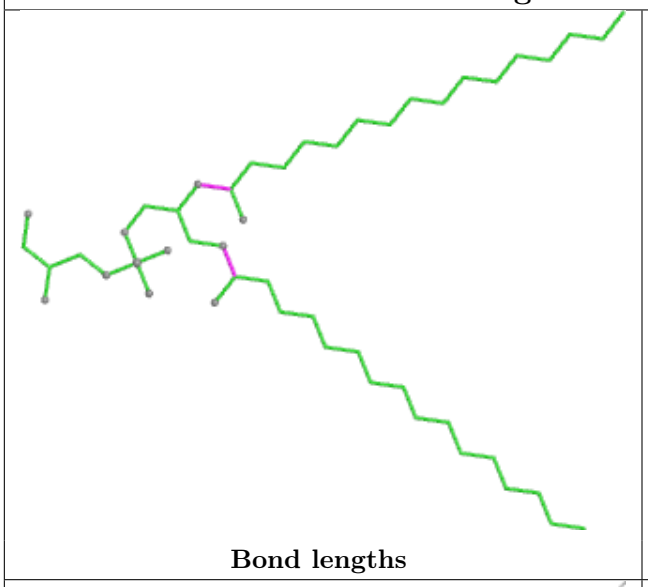

Bond lengths

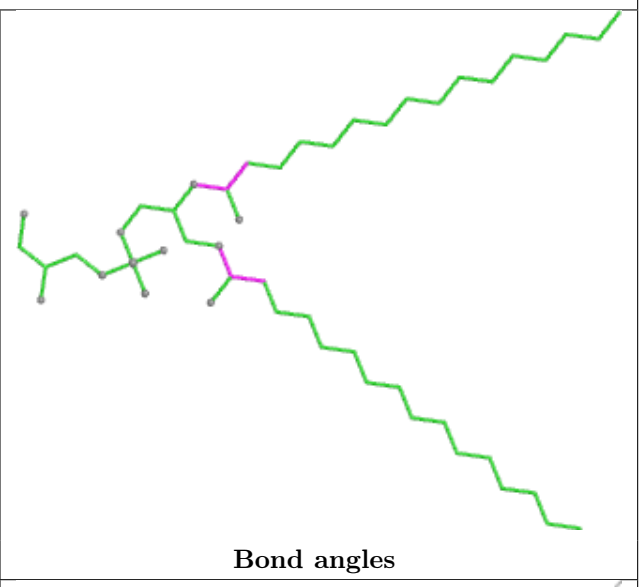

Bond angles

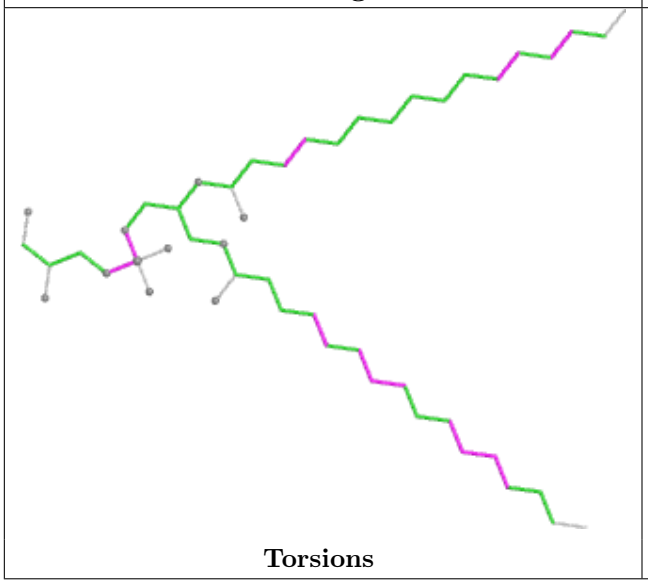

Torsions

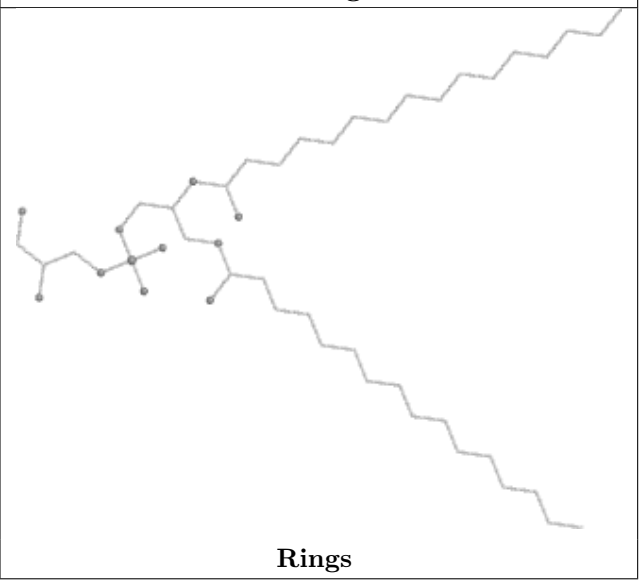

Rings

Ligand CYC c2 202

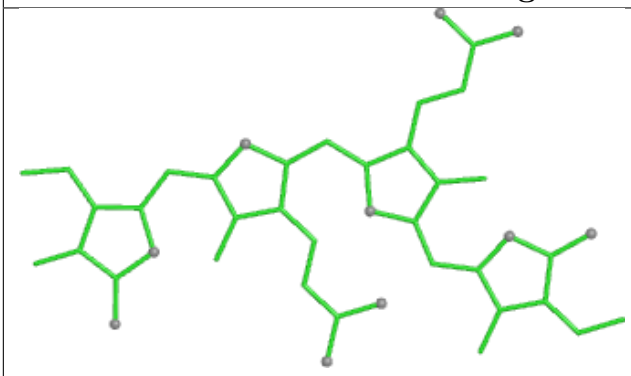

Bond lengths

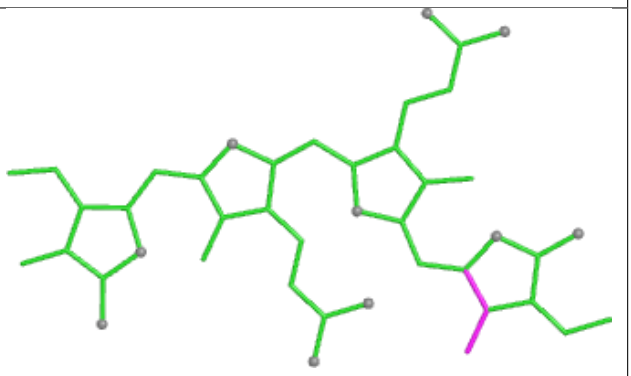

Bond angles

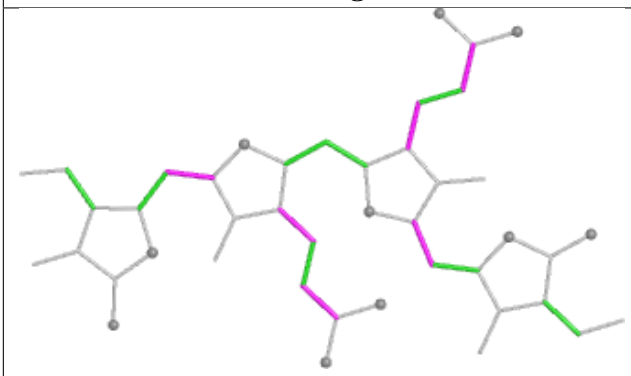

Torsions

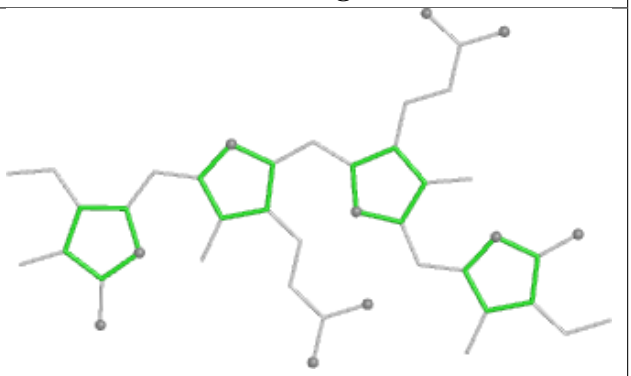

Rings

Ligand BCR ZE 102



Bond lengths

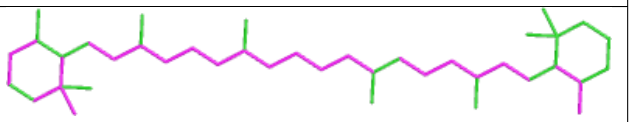

Bond angles

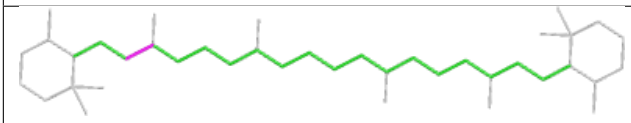

Torsions

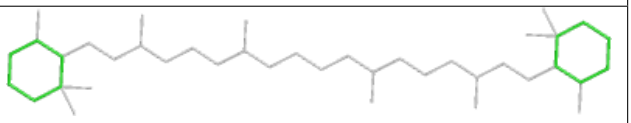

Rings

Ligand CYC g2 202

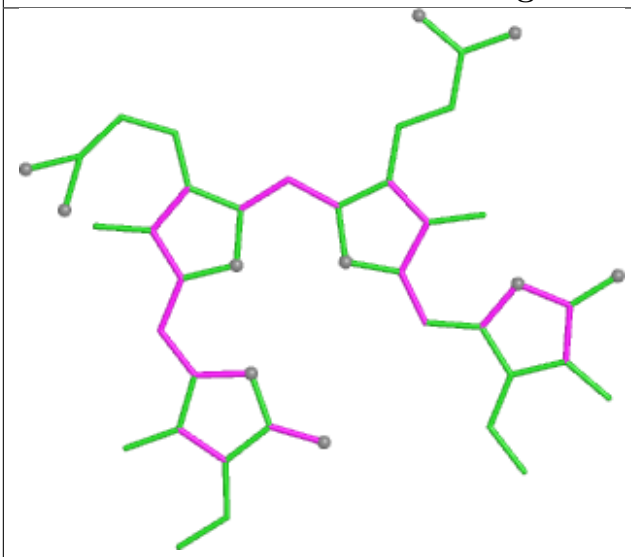

Bond lengths

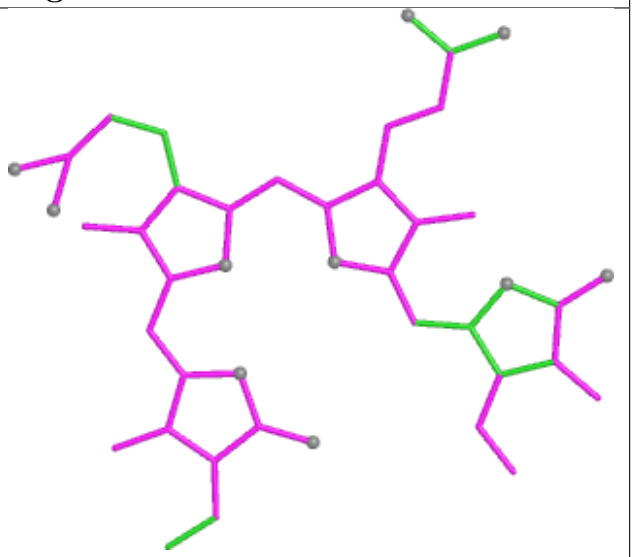

Bond angles

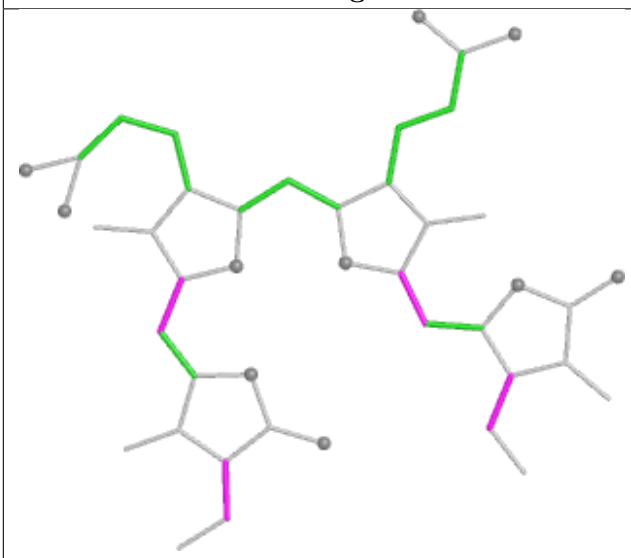

Torsions

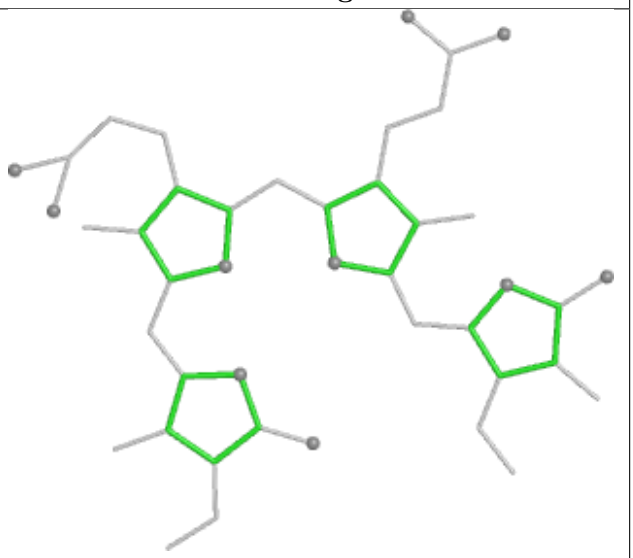

Rings

Ligand LHG a1 412



Bond lengths

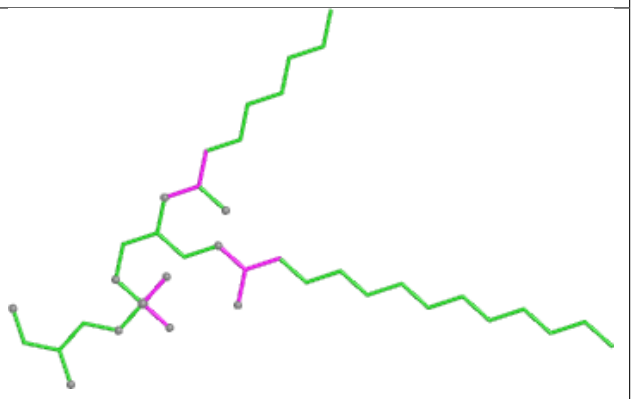

Bond angles

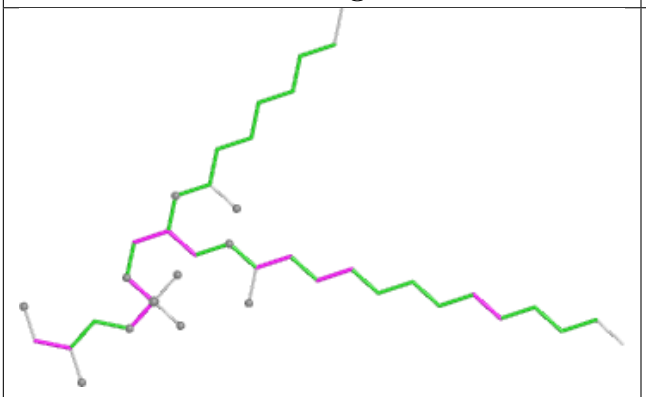

Torsions

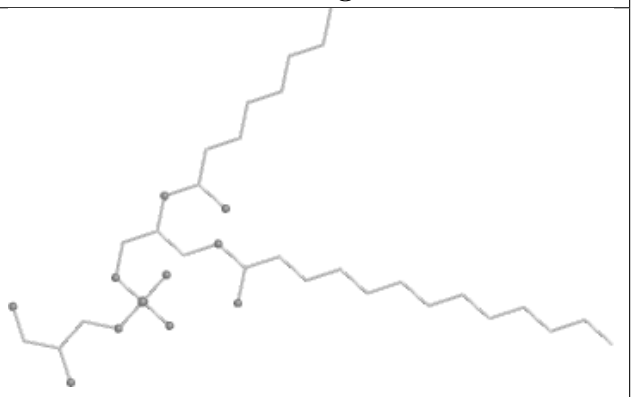

Rings

Ligand CLA cE 504



Bond lengths

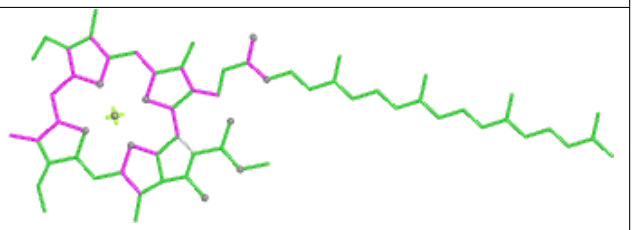

Bond angles

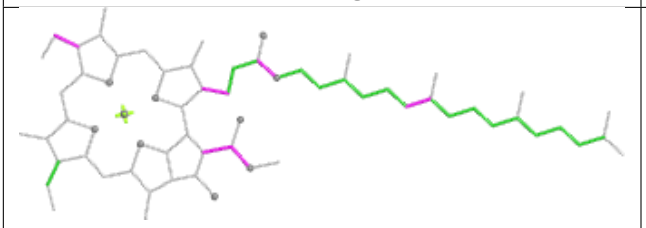

Torsions

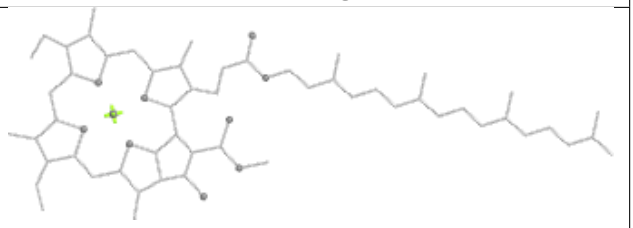

Rings

Ligand CYC c8 201

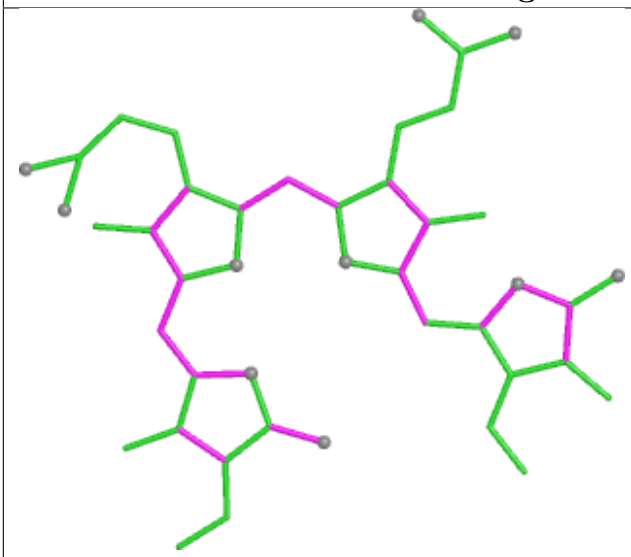

Bond lengths

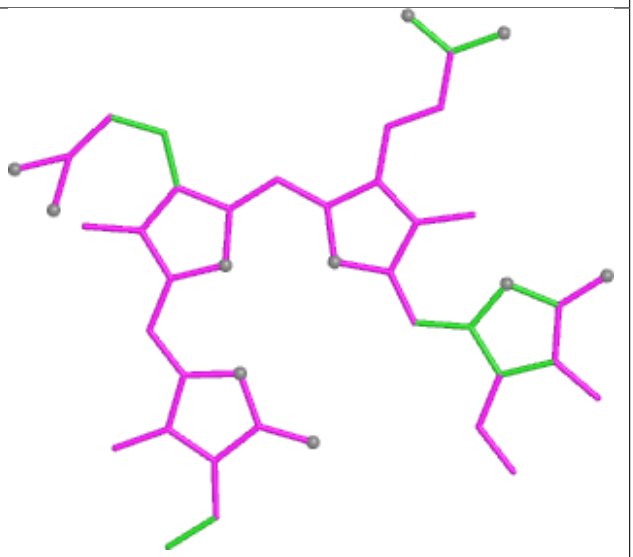

Bond angles

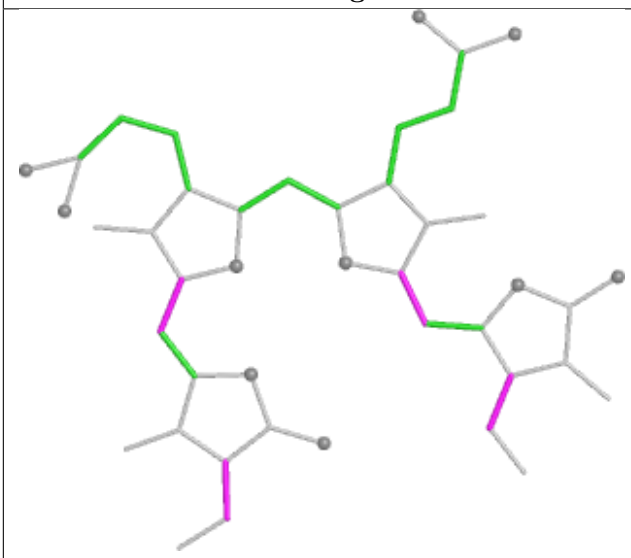

Torsions

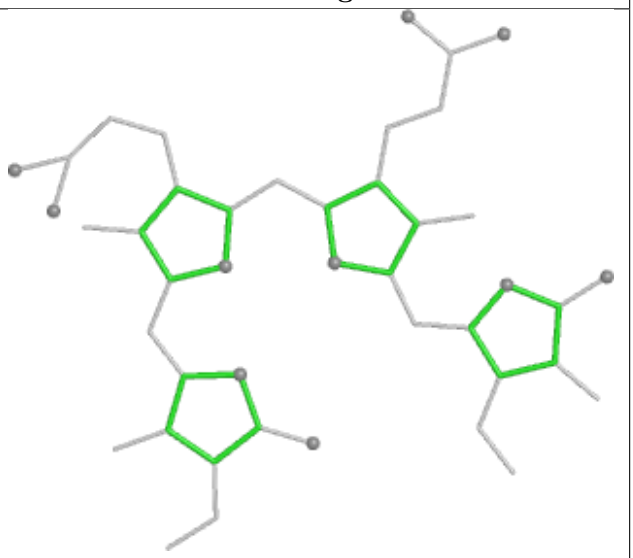

Rings

Ligand CYC cJ 201

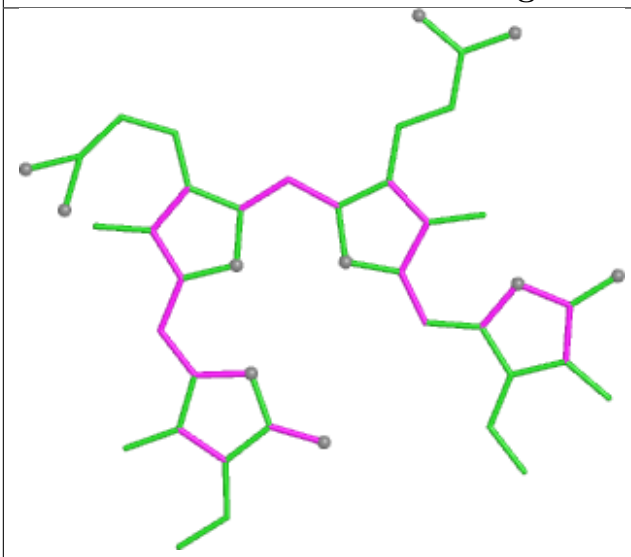

Bond lengths

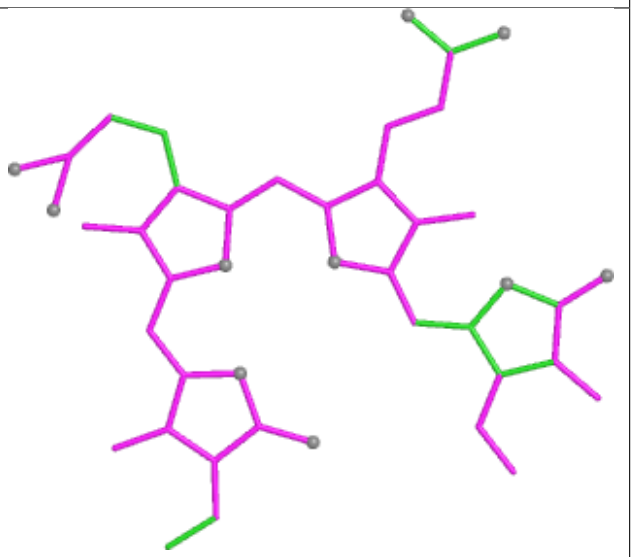

Bond angles

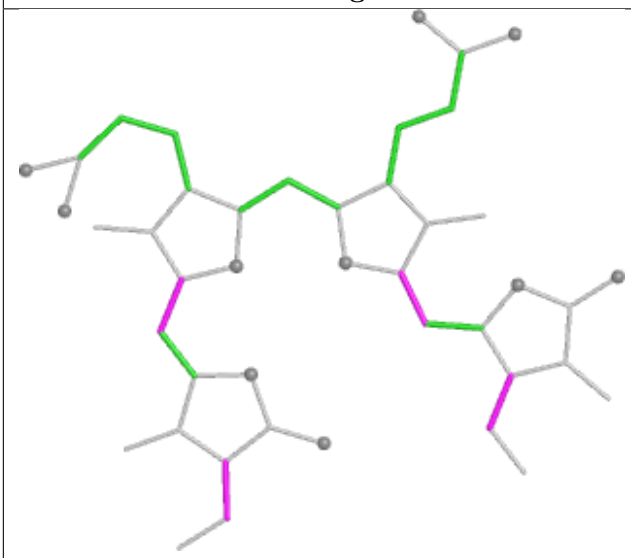

Torsions

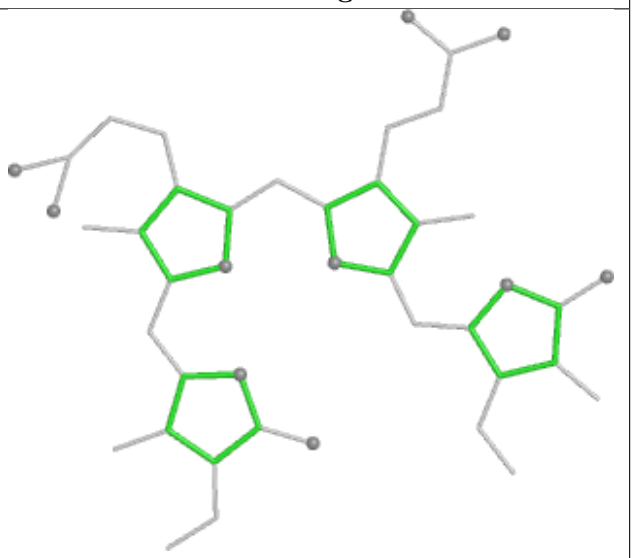

Rings

Ligand PL9 a1 409



Bond lengths

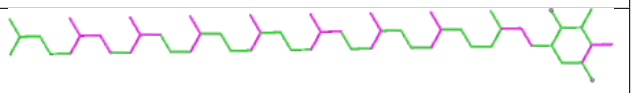

Bond angles

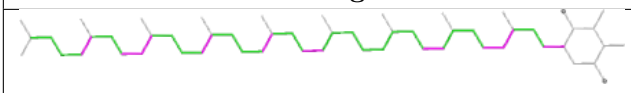

Torsions

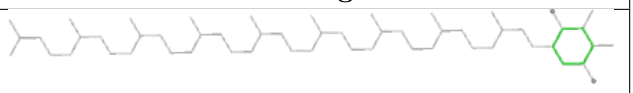

Rings

Ligand CYC bI 201

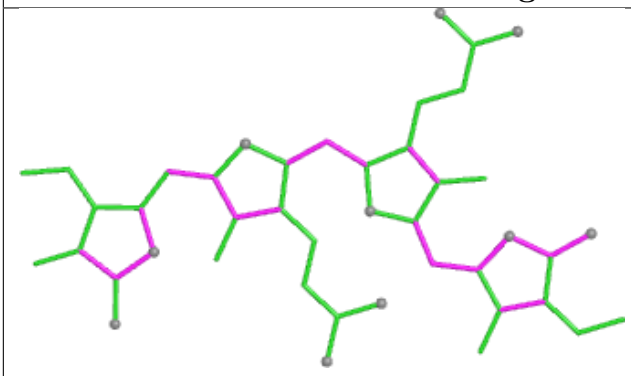

Bond lengths

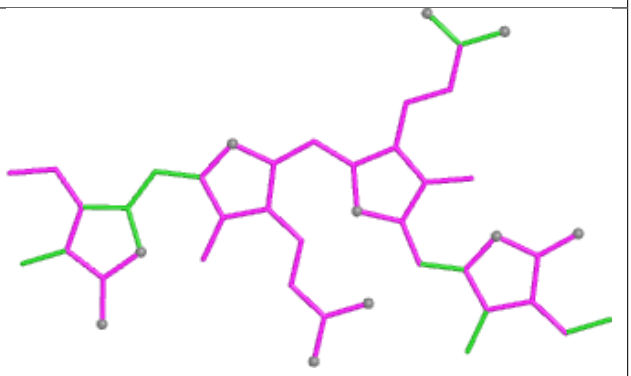

Bond angles

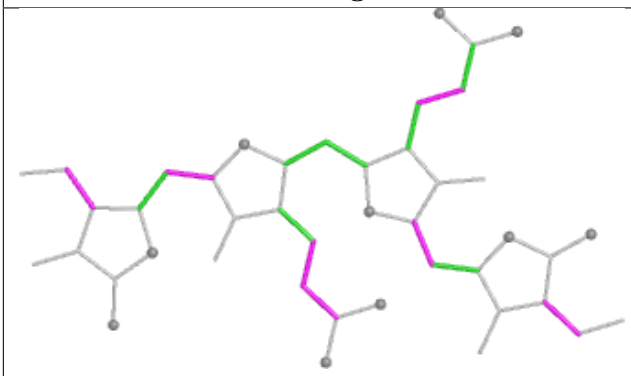

Torsions

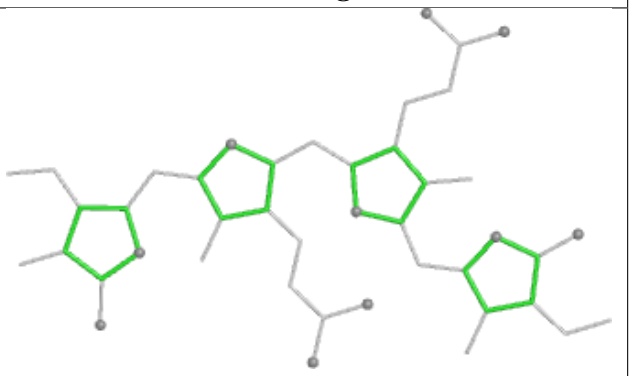

Rings

Ligand CYC 1L 201

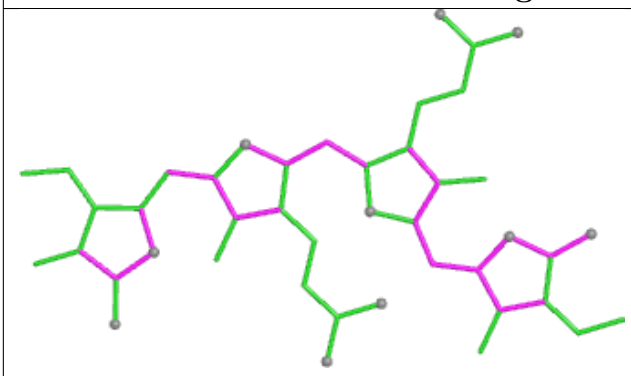

Bond lengths

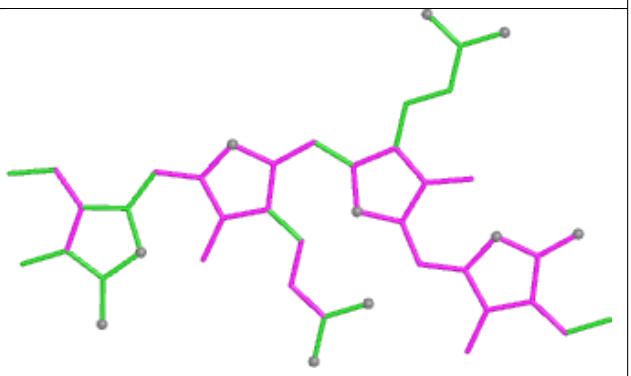

Bond angles

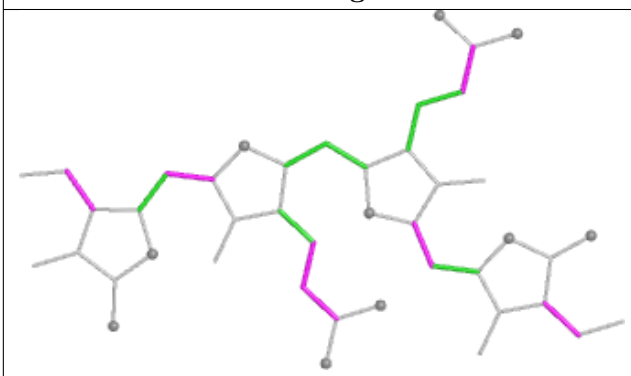

Torsions

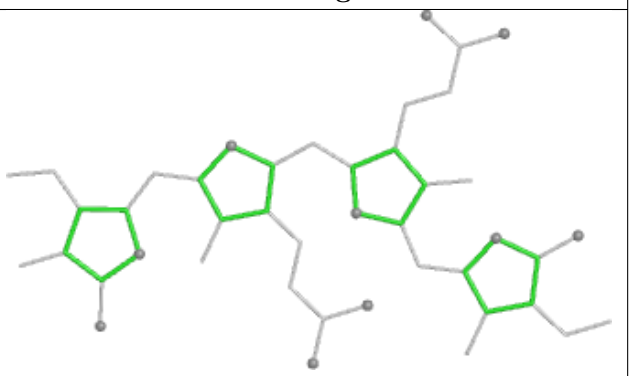

Rings

Ligand CYC SL 201

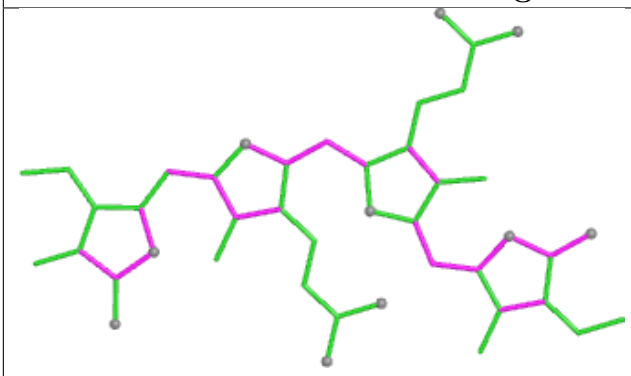

Bond lengths

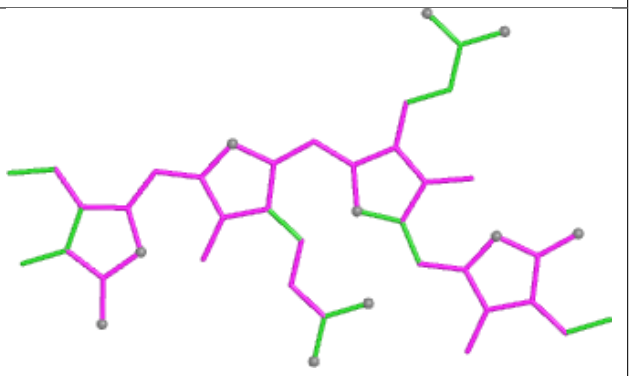

Bond angles

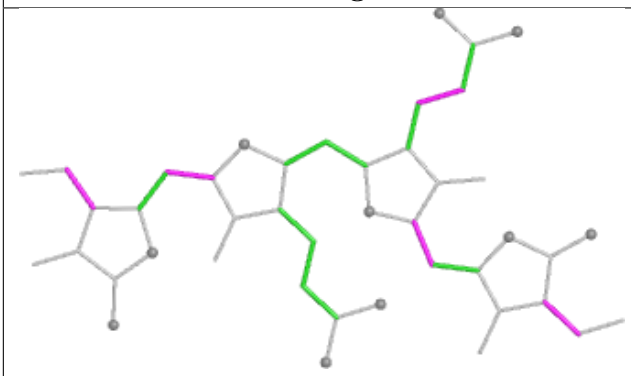

Torsions

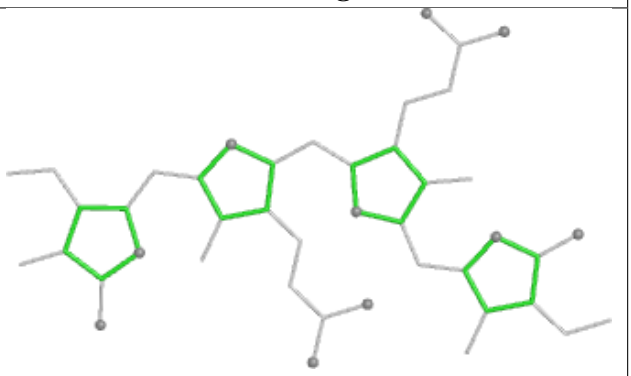

Rings

Ligand CLA BE 608

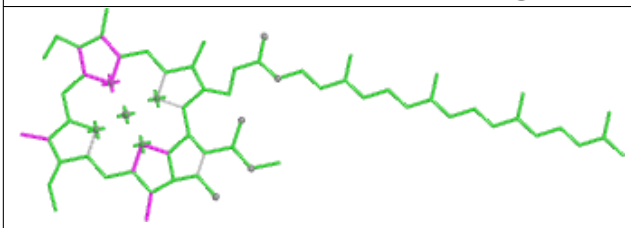

Bond lengths

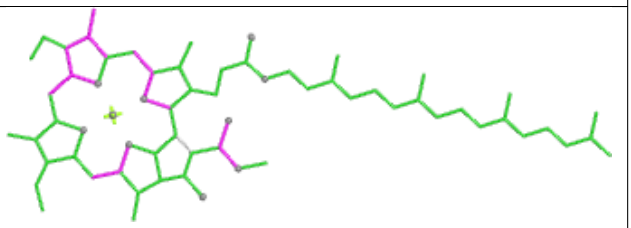

Bond angles

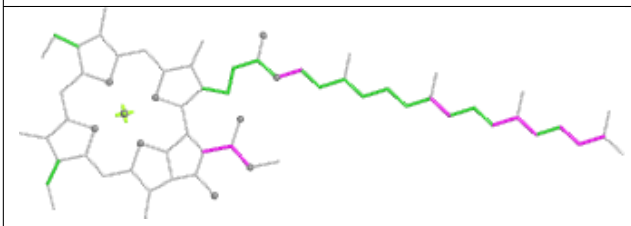

Torsions

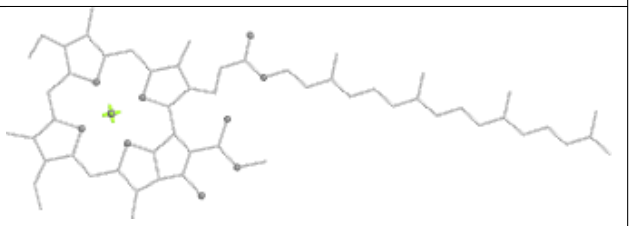

Rings

Ligand CYC jC 201

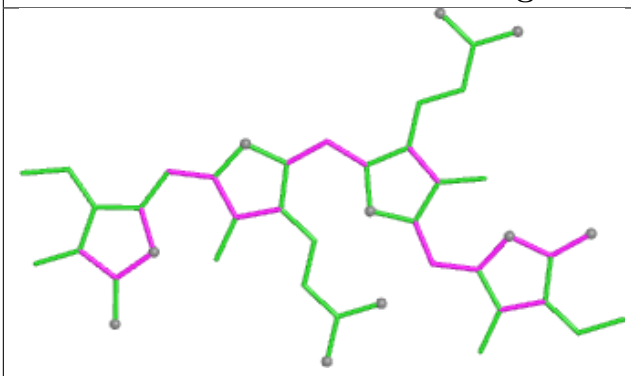

Bond lengths

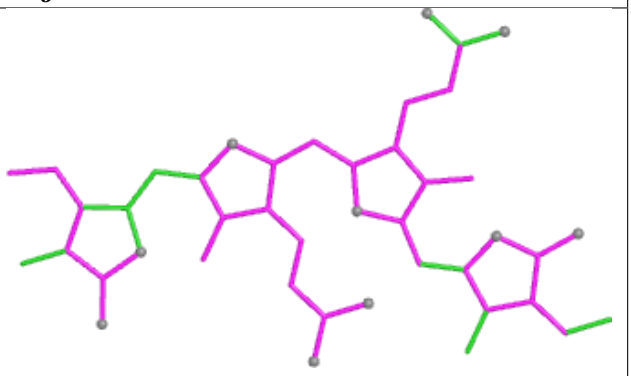

Bond angles

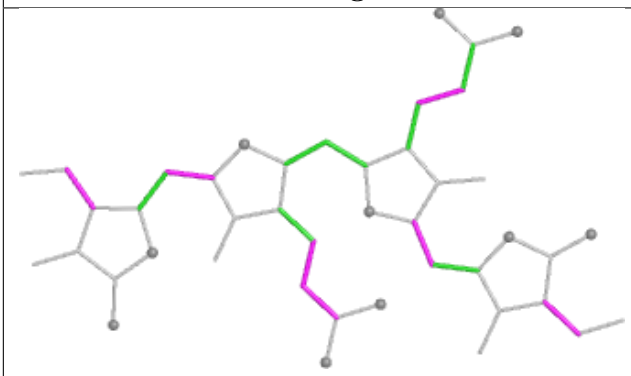

Torsions

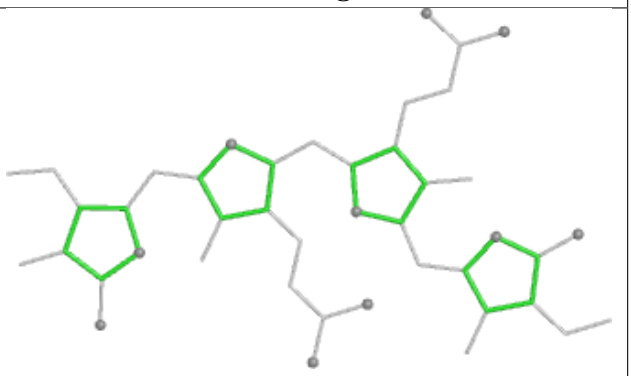

Rings

Ligand CYC b9 201

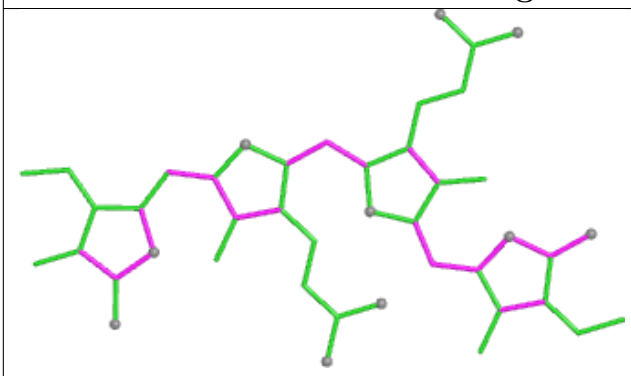

Bond lengths

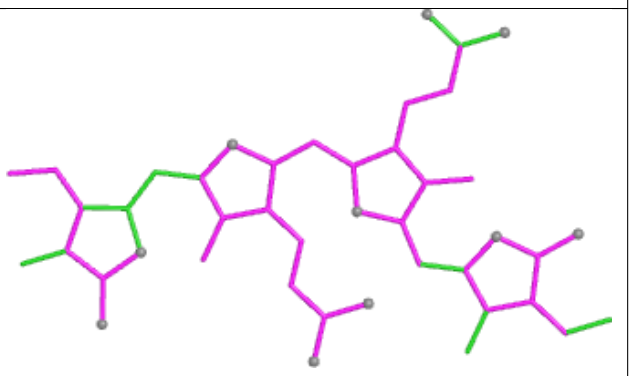

Bond angles

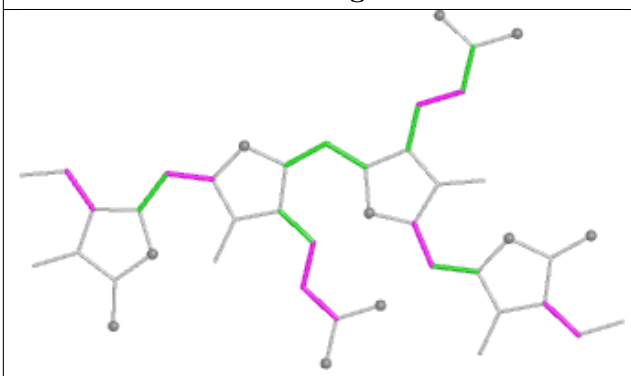

Torsions

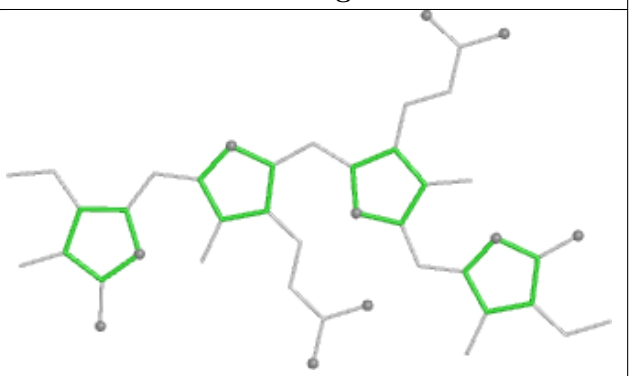

Rings

Ligand CLA cE 503

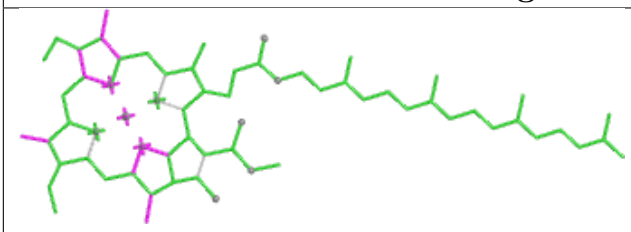

Bond lengths

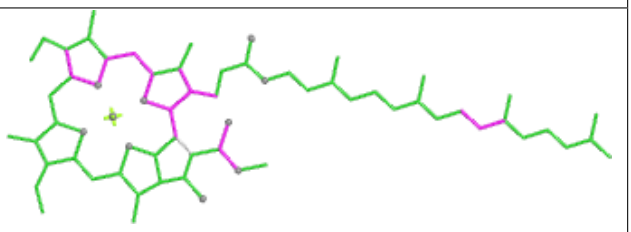

Bond angles

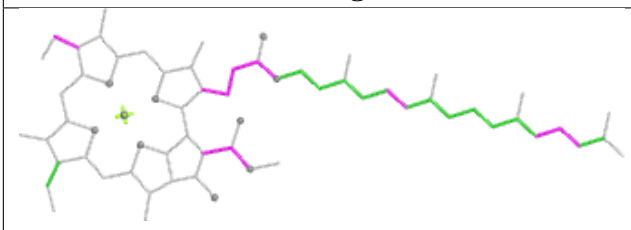

Torsions

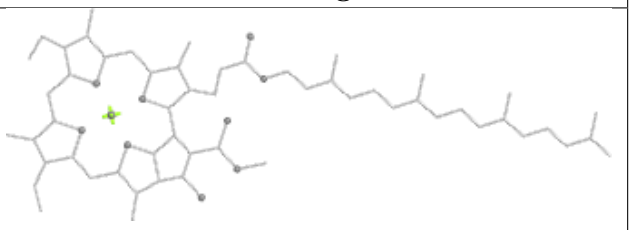

Rings

Ligand CYC QB 201

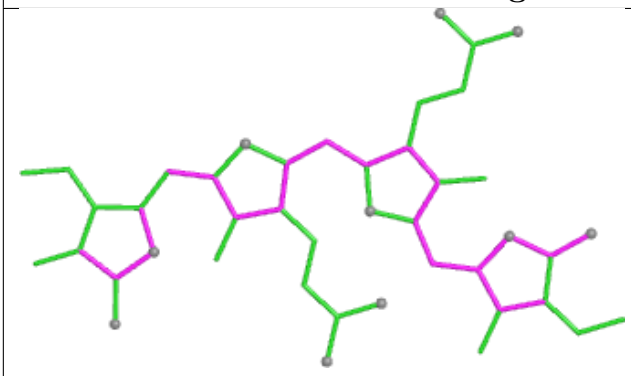

Bond lengths

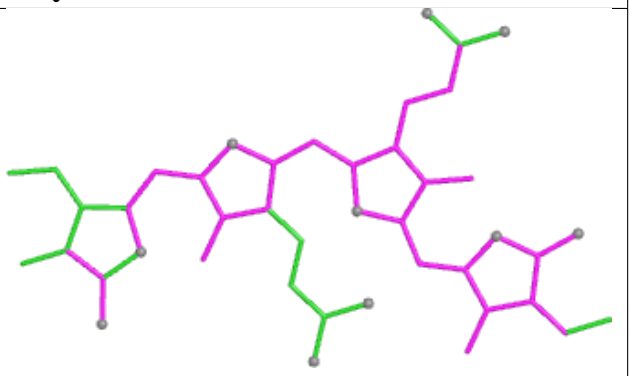

Bond angles

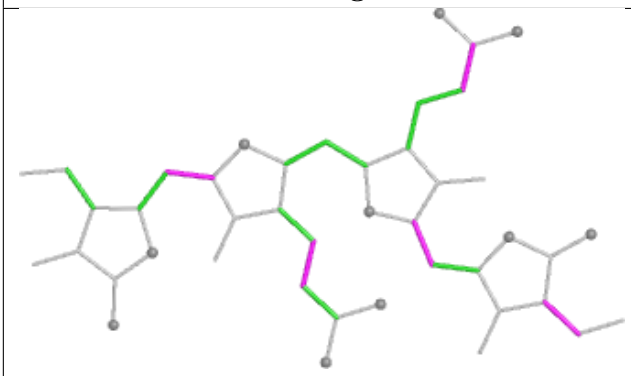

Torsions

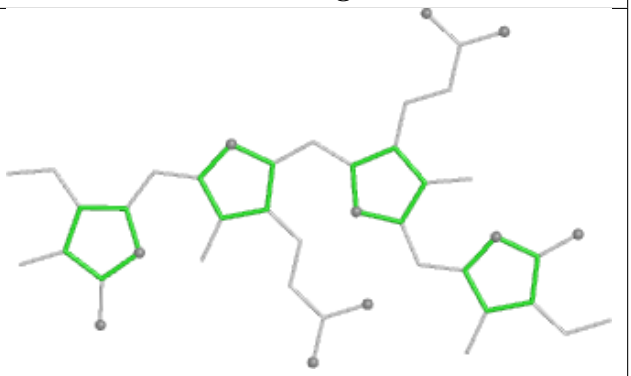

Rings

Ligand LMT BE 619



Bond lengths



Bond angles



Torsions

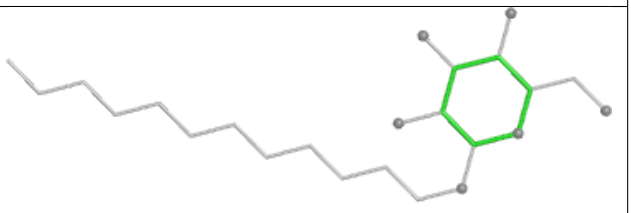

Rings

Ligand SQD h1 103

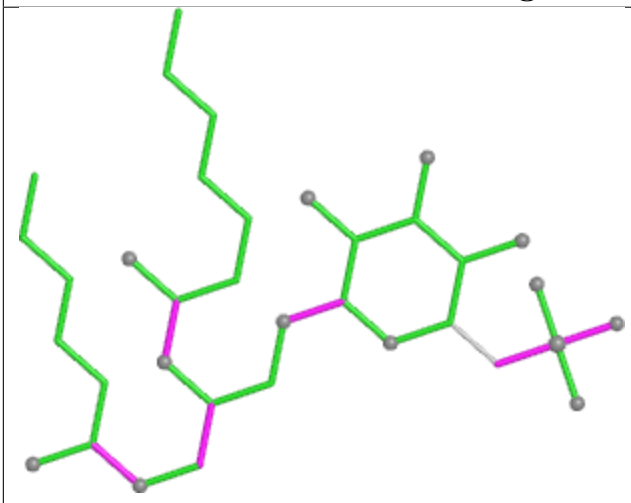

Bond lengths

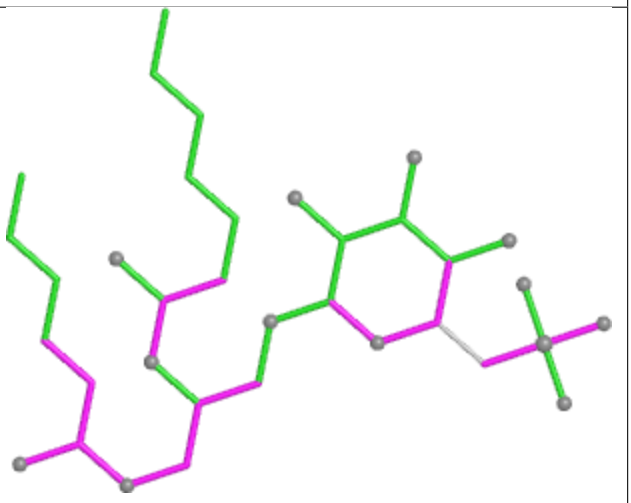

Bond angles

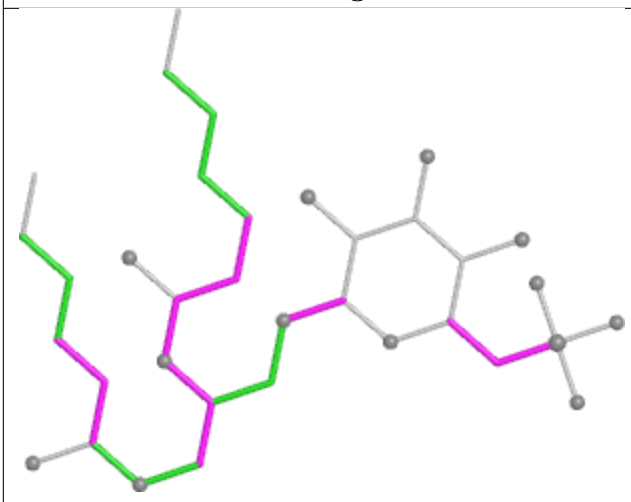

Torsions

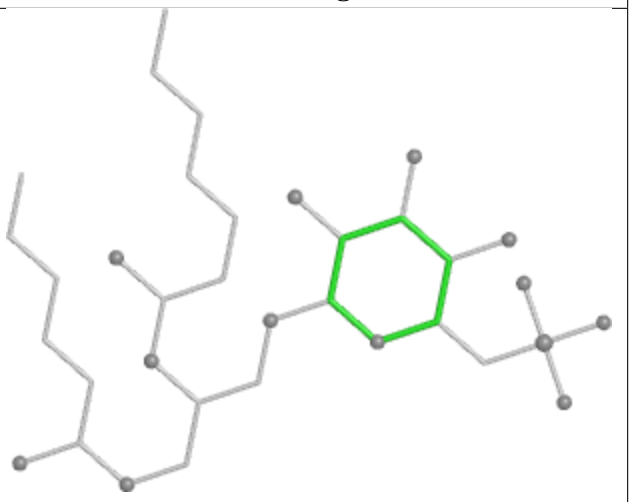

Rings

Ligand DGD JE 101

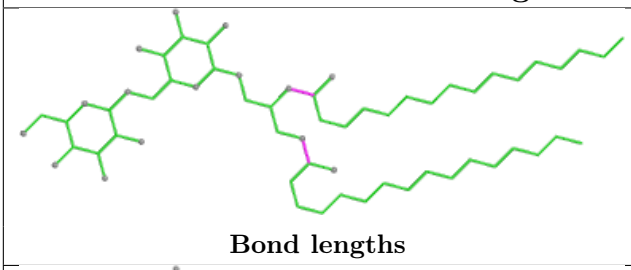

Bond lengths

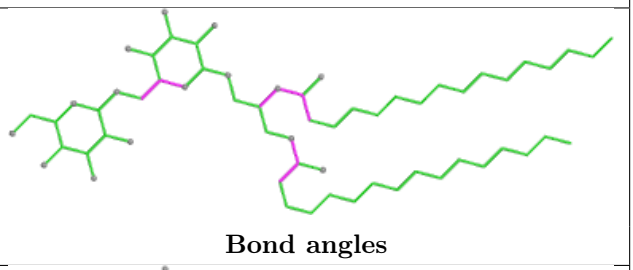

Bond angles

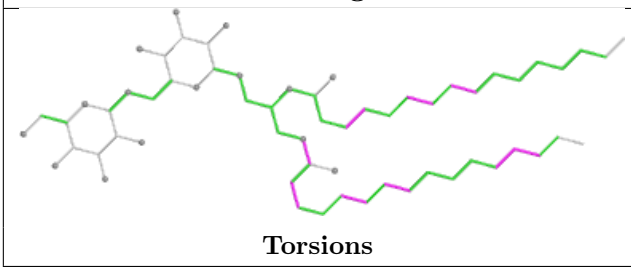

Torsions

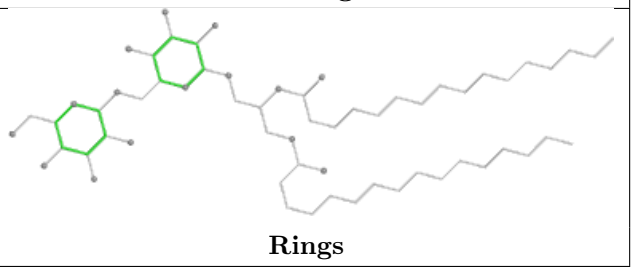

Rings

Ligand DGD cE 516

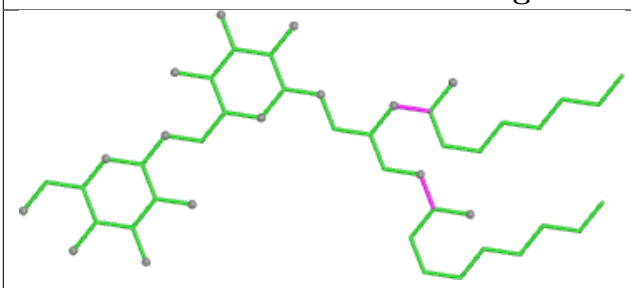

Bond lengths

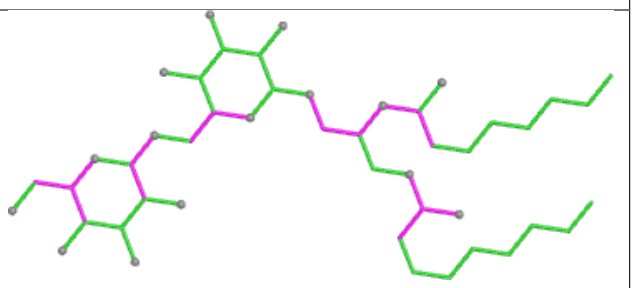

Bond angles

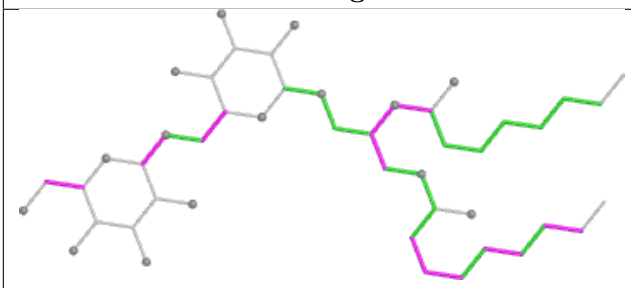

Torsions

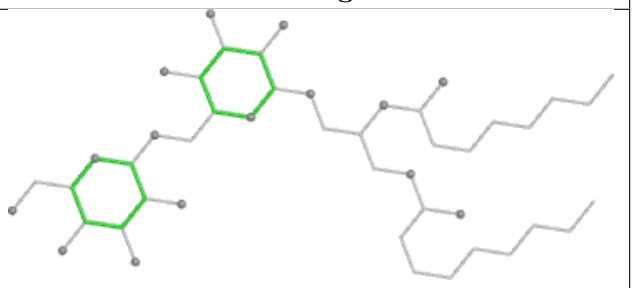

Rings

Ligand CLA cD 511

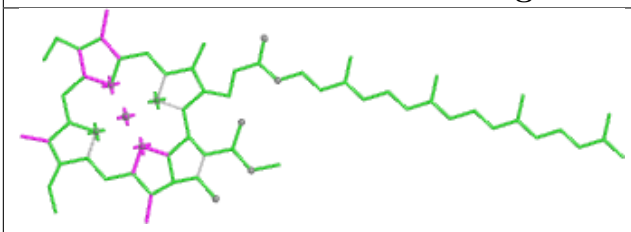

Bond lengths

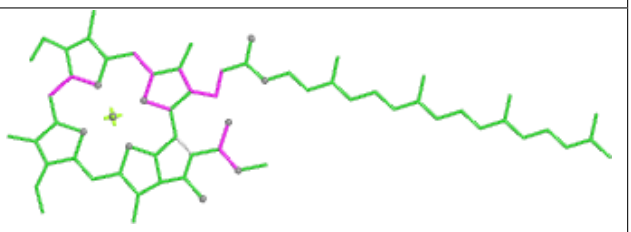

Bond angles

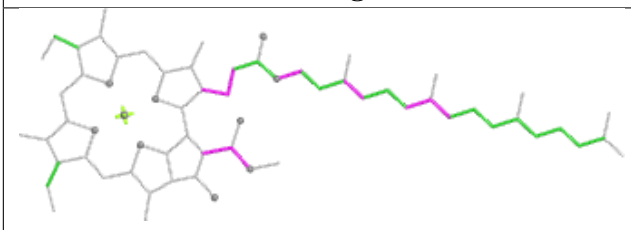

Torsions

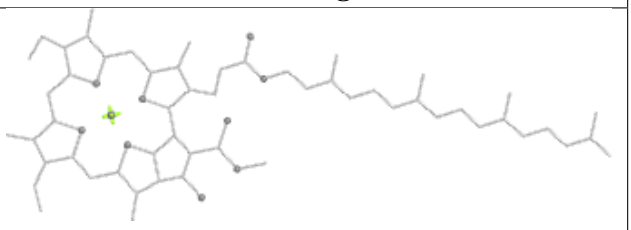

Rings

Ligand CYC l9 201

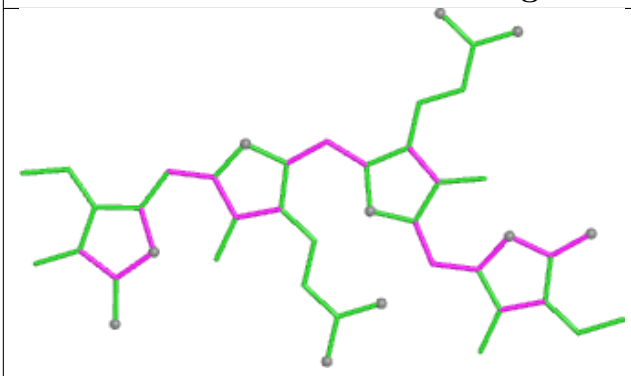

Bond lengths

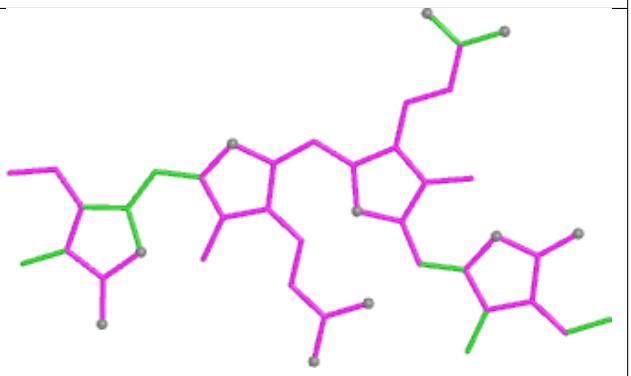

Bond angles

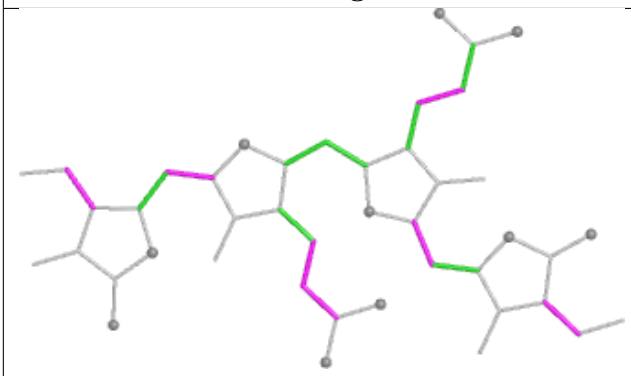

Torsions

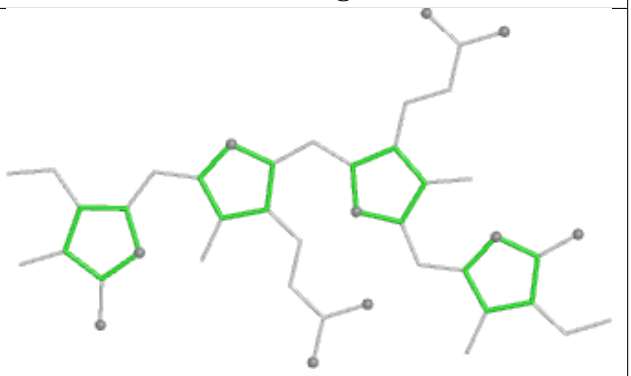

Rings

Ligand LMT B1 620



Bond lengths



Bond angles



Torsions

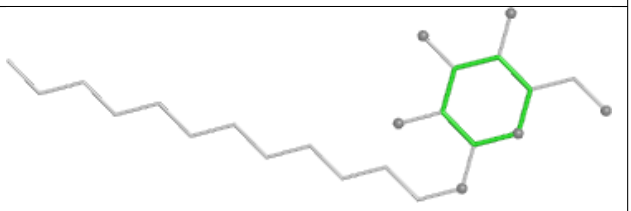

Rings

Ligand CLA CE 506

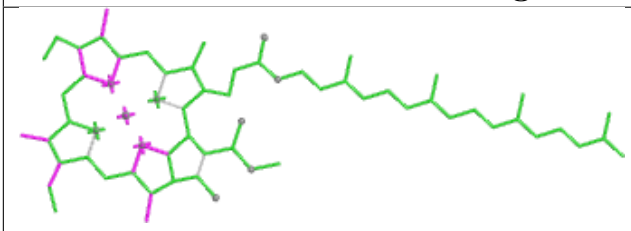

Bond lengths

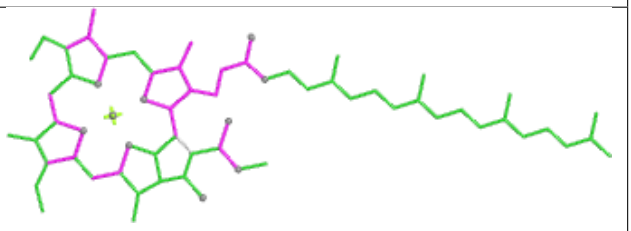

Bond angles

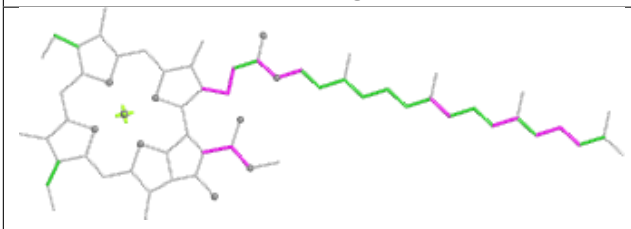

Torsions

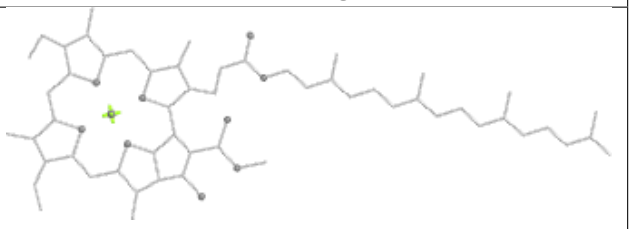

Rings

Ligand CYC Y4 201

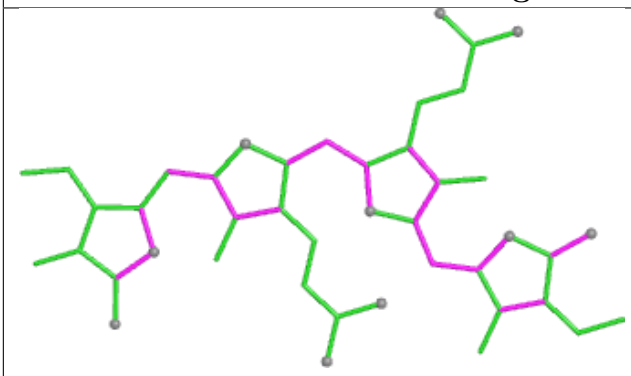

Bond lengths

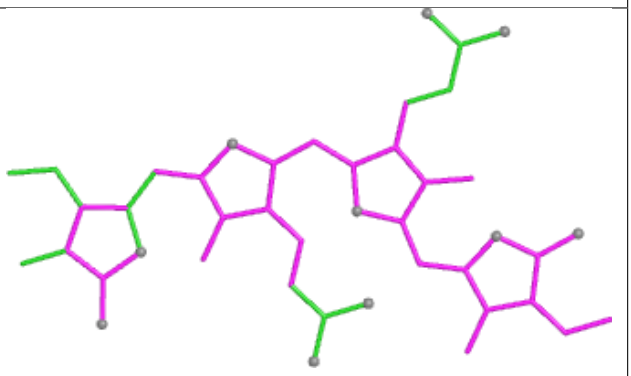

Bond angles

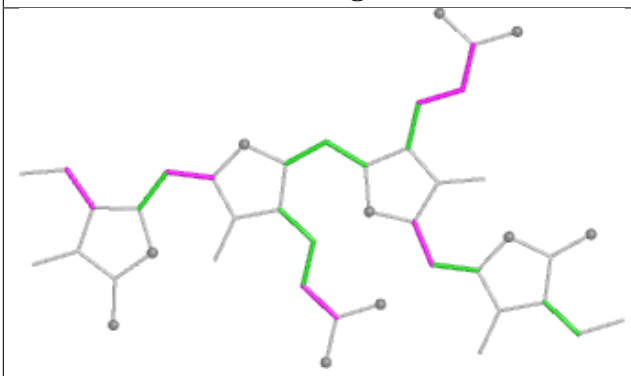

Torsions

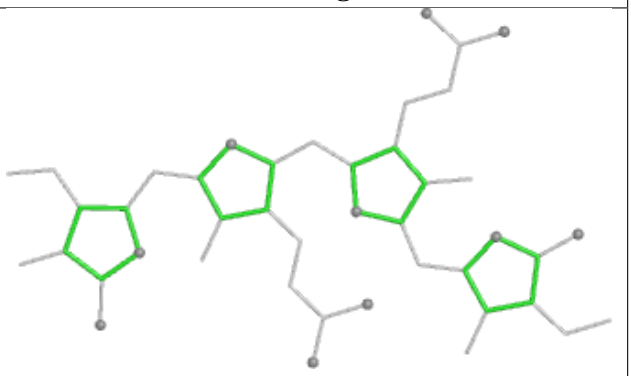

Rings

Ligand CYC 3K 101

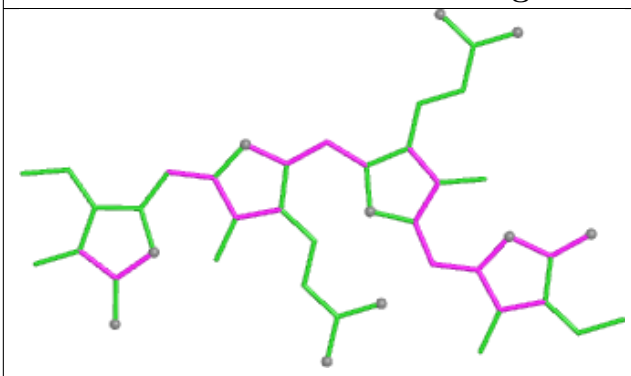

Bond lengths

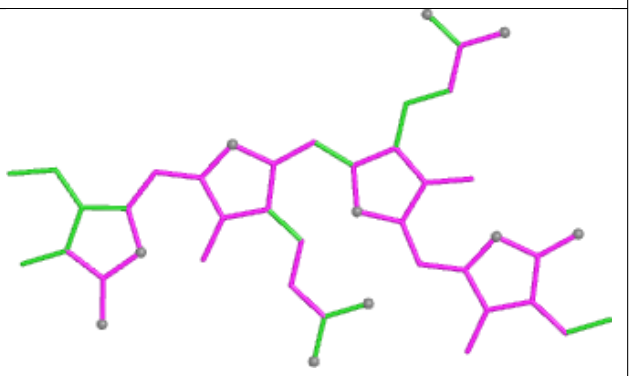

Bond angles

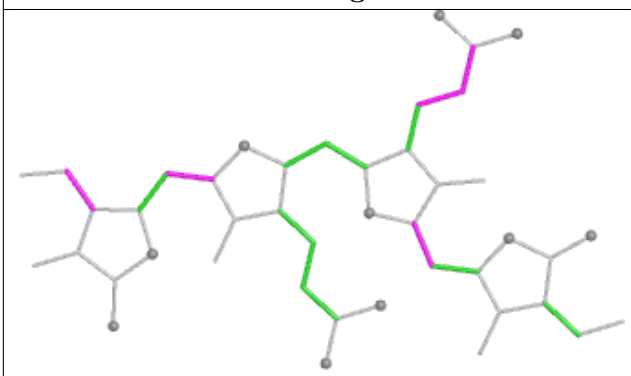

Torsions

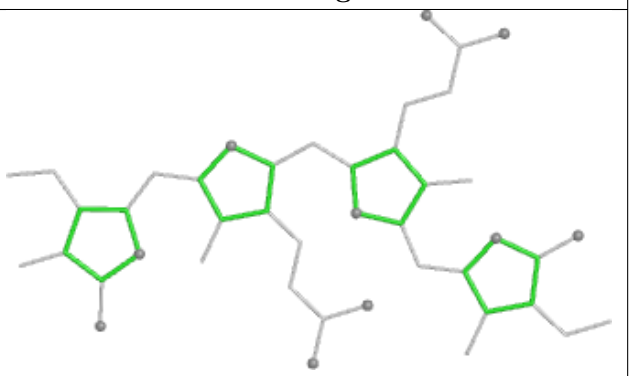

Rings

Ligand CYC c9 202

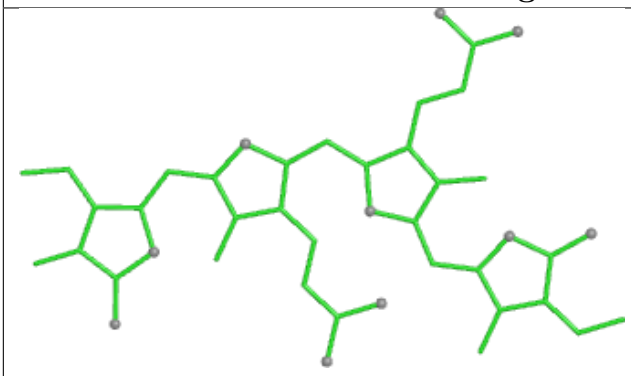

Bond lengths

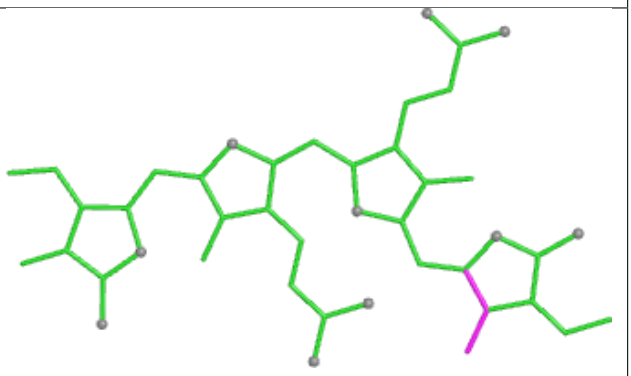

Bond angles

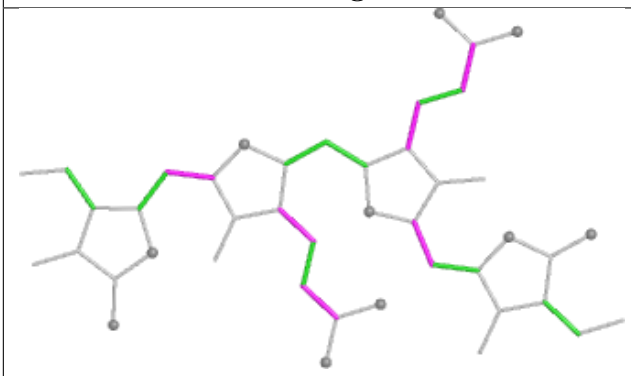

Torsions

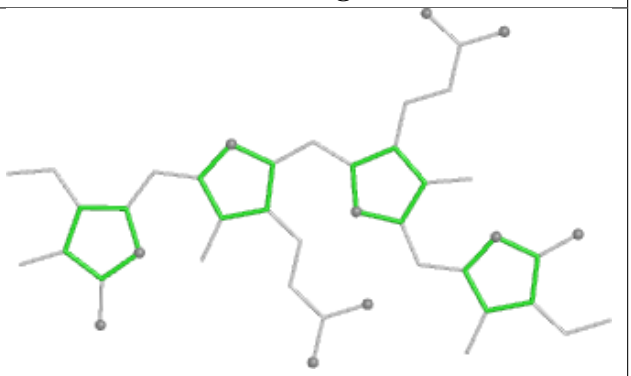

Rings

Ligand CLA b1 606

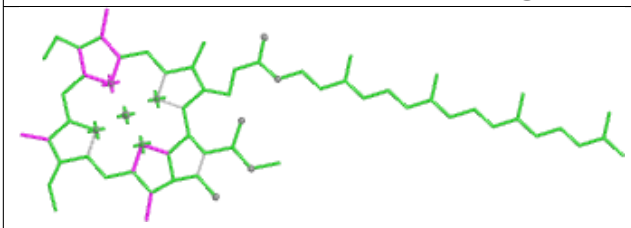

Bond lengths

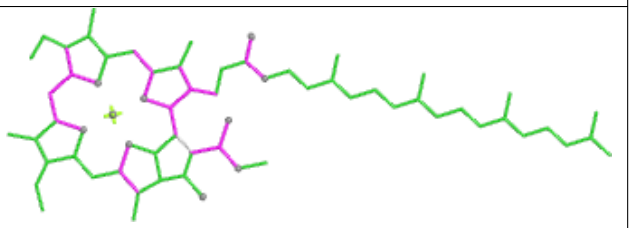

Bond angles

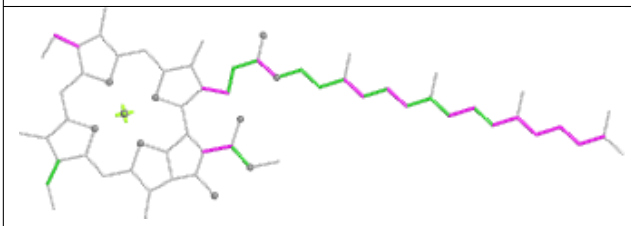

Torsions

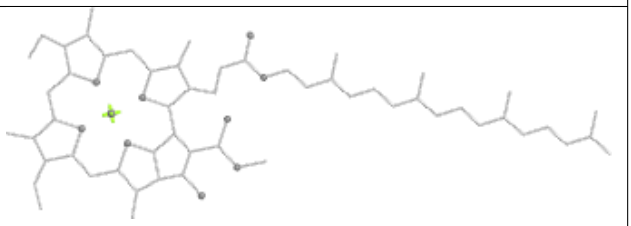

Rings

Ligand CYC i2 202

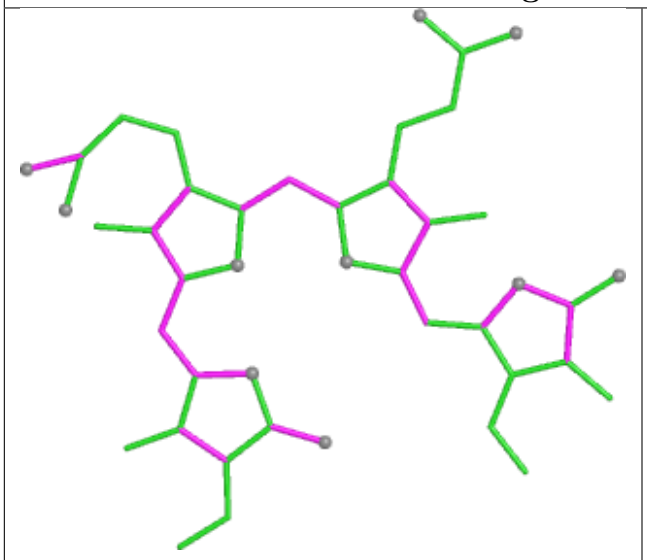

Bond lengths

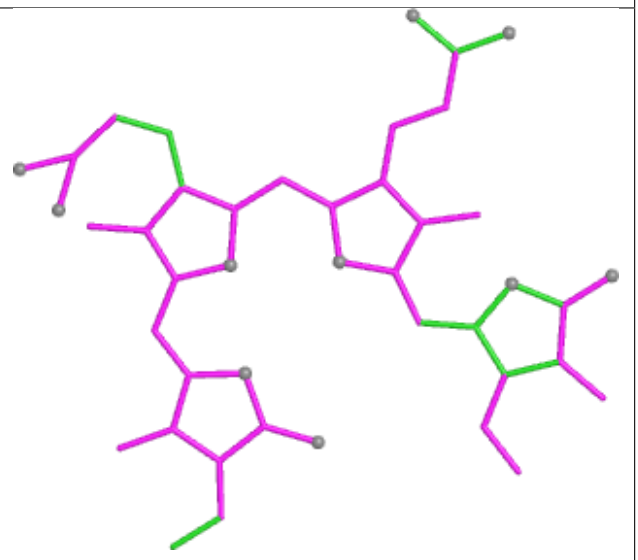

Bond angles

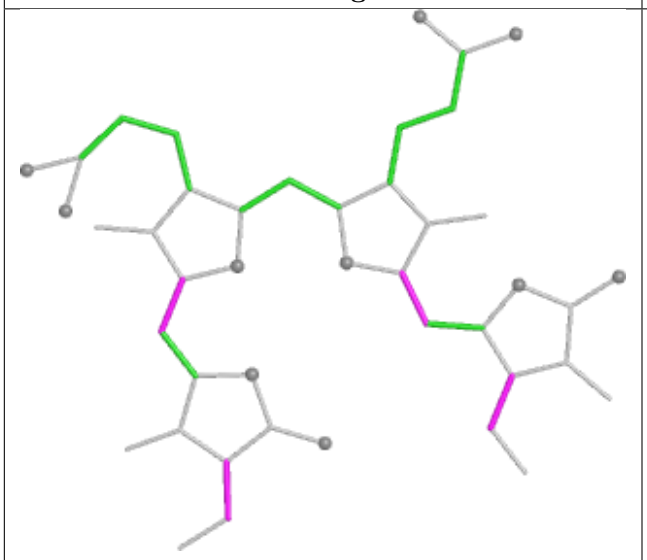

Torsions

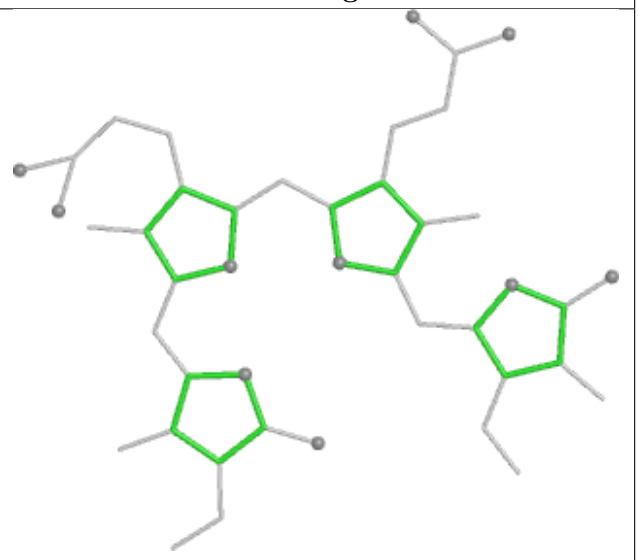

Rings

Ligand BCR b1 616



Bond lengths

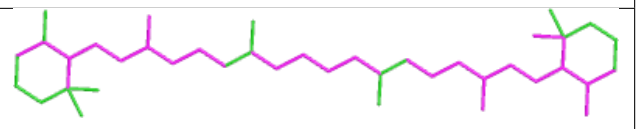

Bond angles

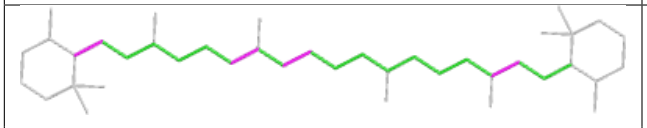

Torsions

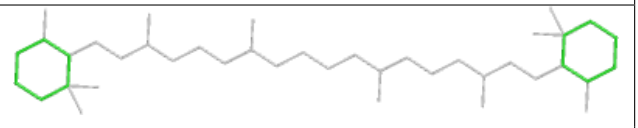

Rings

Ligand BCR bE 616

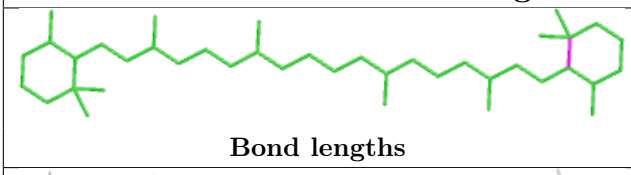

Bond lengths

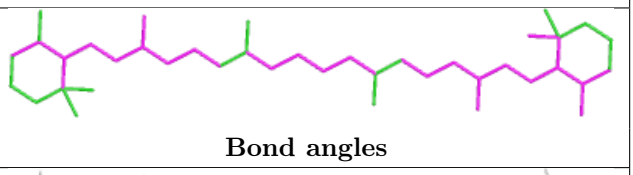

Bond angles



Torsions

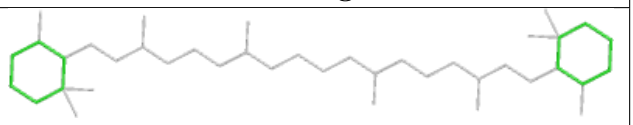

Rings

Ligand CYC l3 201

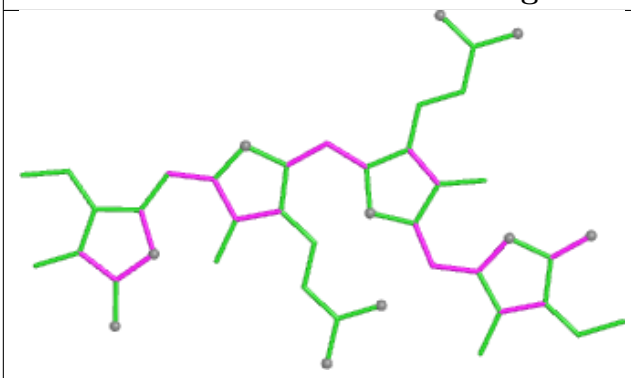

Bond lengths

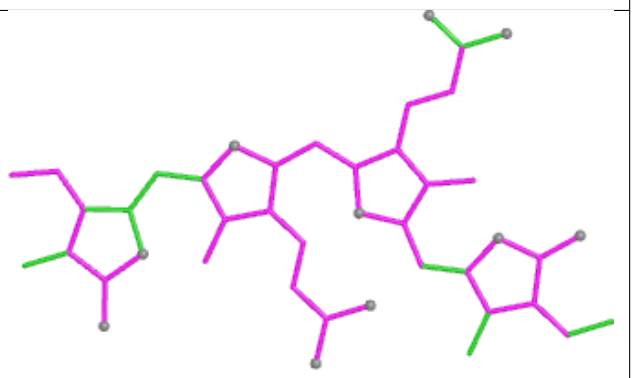

Bond angles

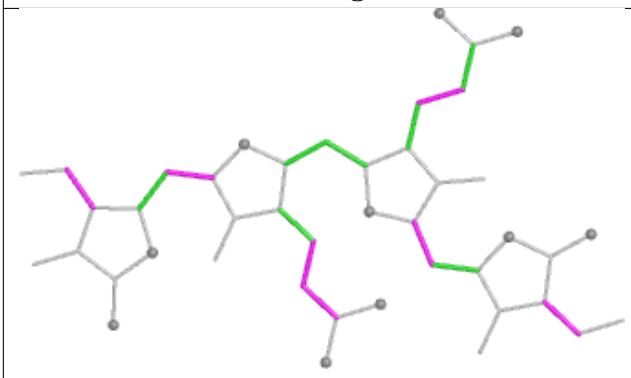

Torsions

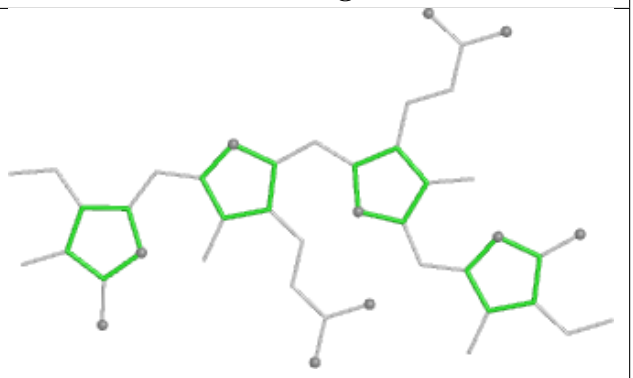

Rings

Ligand LMG TE 101

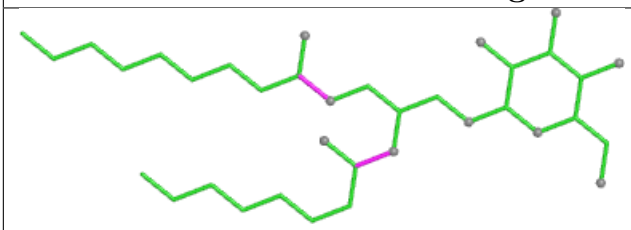

Bond lengths

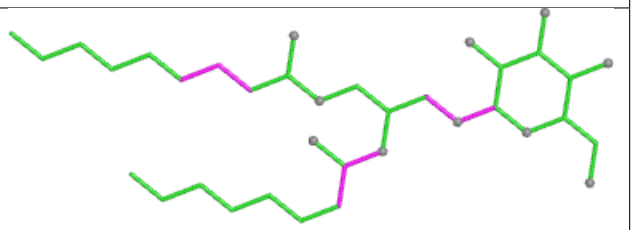

Bond angles

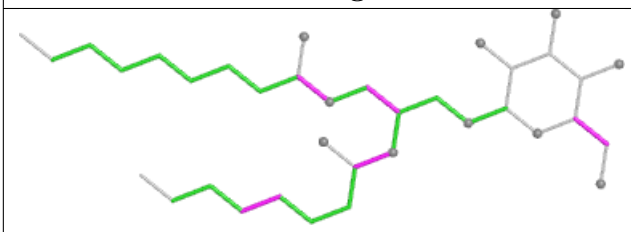

Torsions

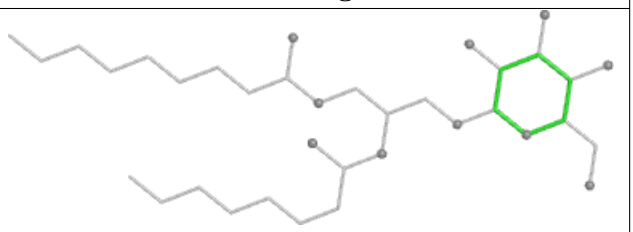

Rings

Ligand CLA iE 101

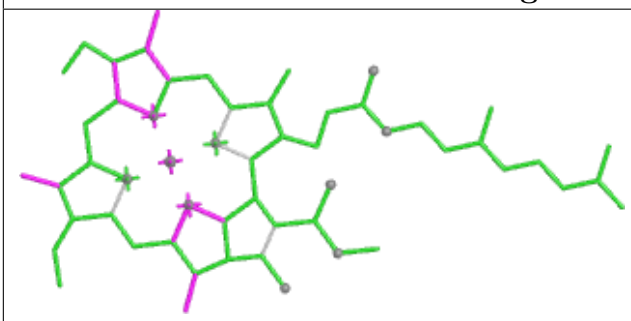

Bond lengths

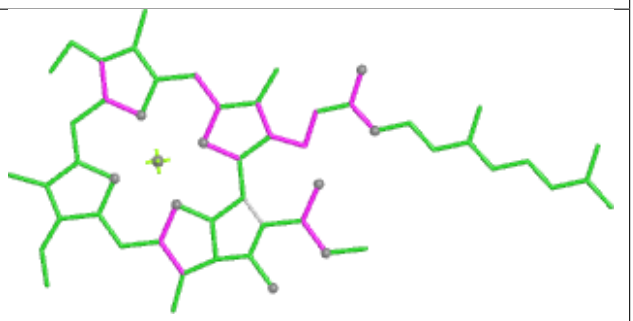

Bond angles

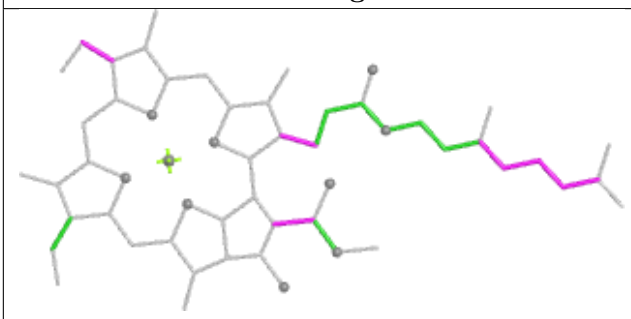

Torsions

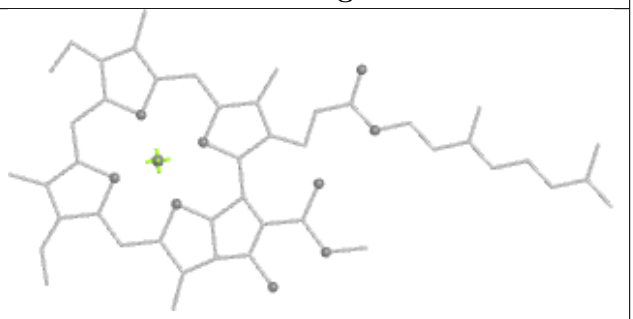

Rings

Ligand SQD DE 414

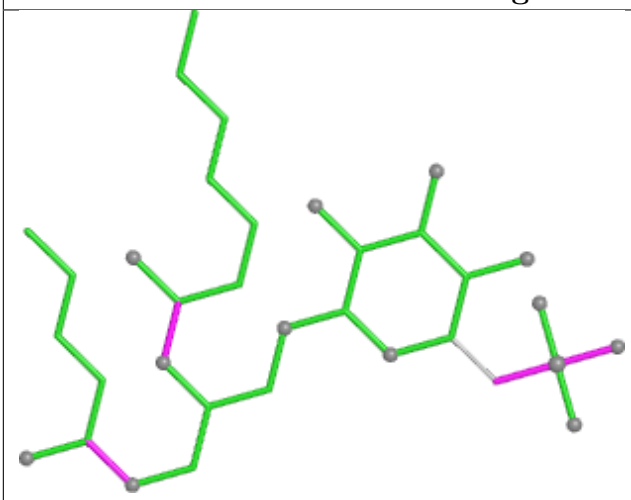

Bond lengths

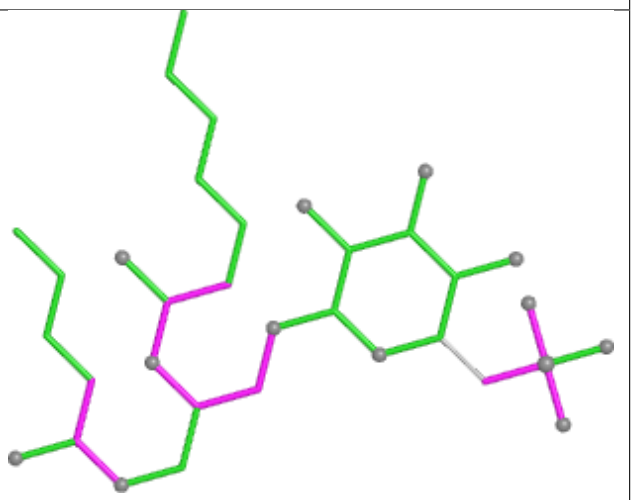

Bond angles

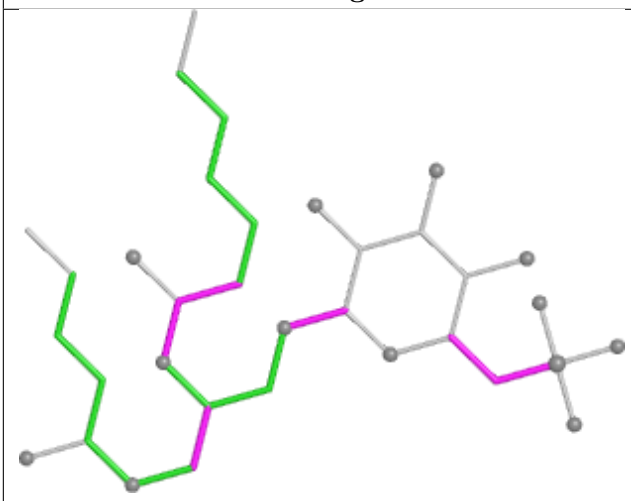

Torsions

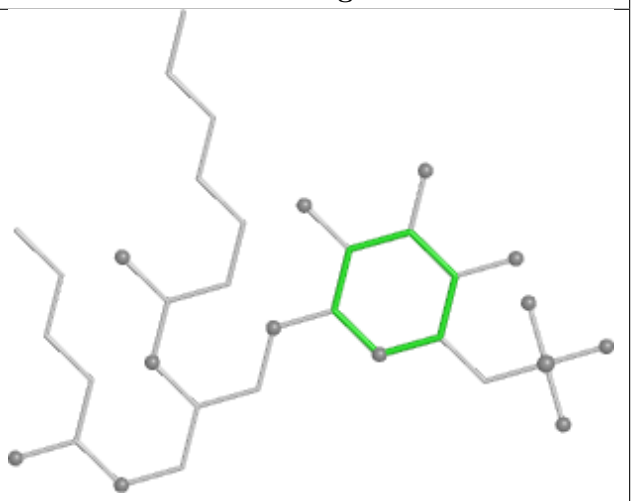

Rings

Ligand CYC zB 201

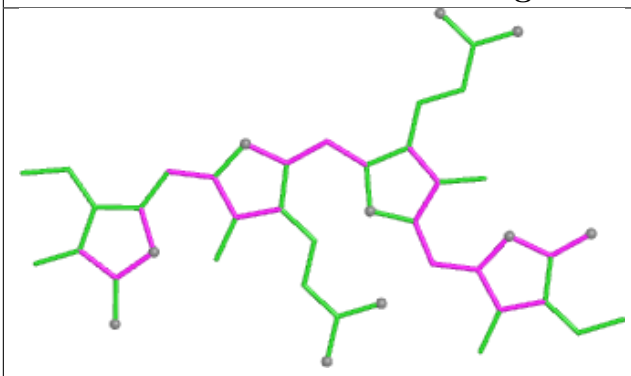

Bond lengths

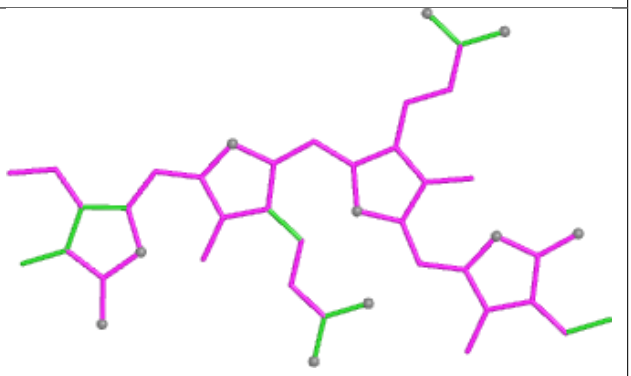

Bond angles

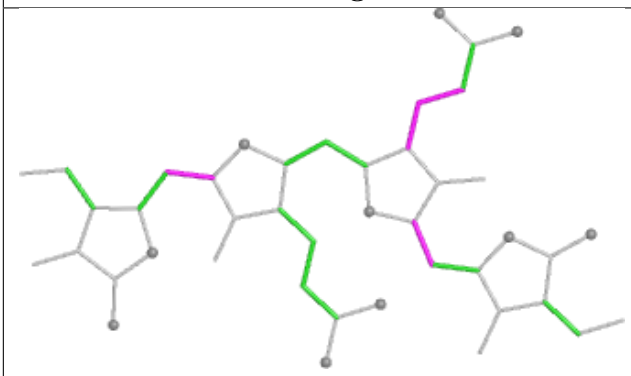

Torsions

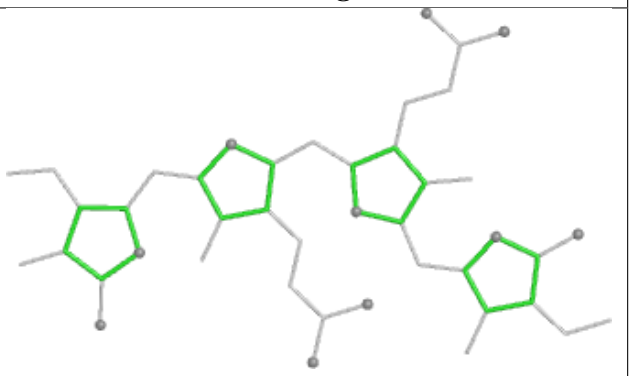

Rings

Ligand CYC jK 201

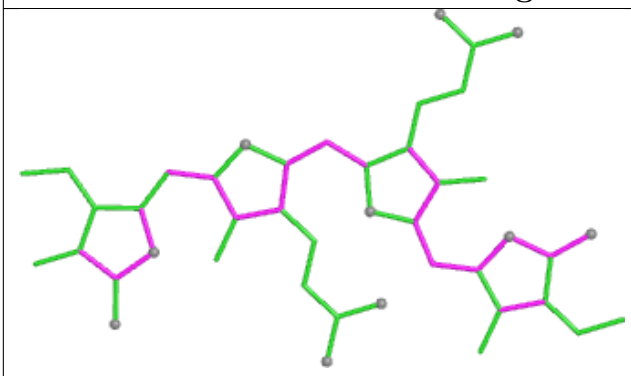

Bond lengths

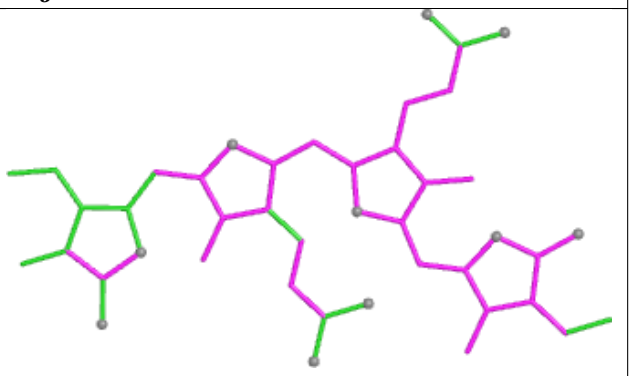

Bond angles

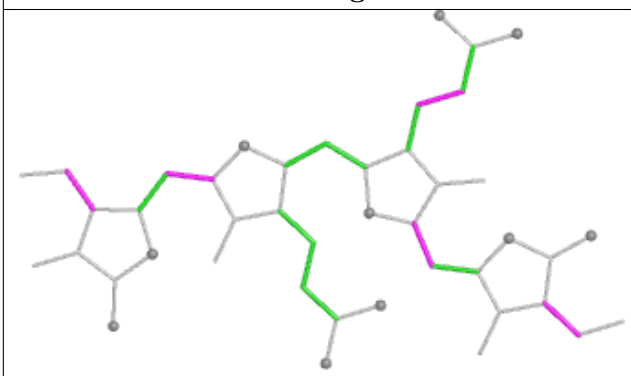

Torsions

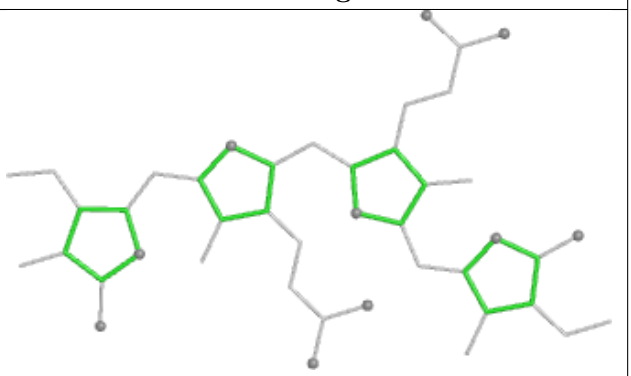

Rings

Ligand LMG CE 520

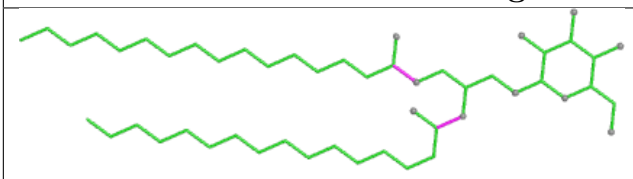
Bond lengths

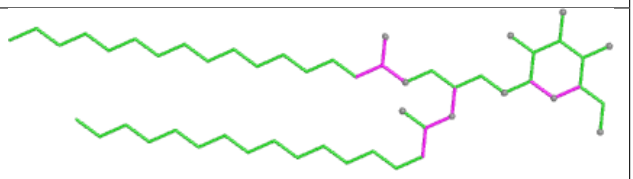
Bond angles

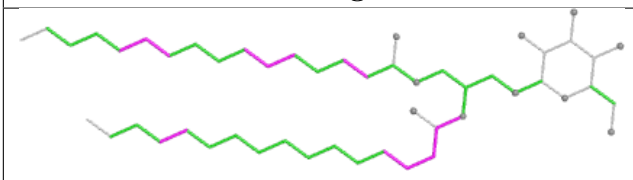
Torsions

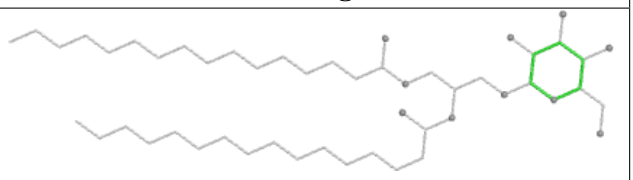
Rings

Ligand CLA cE 512

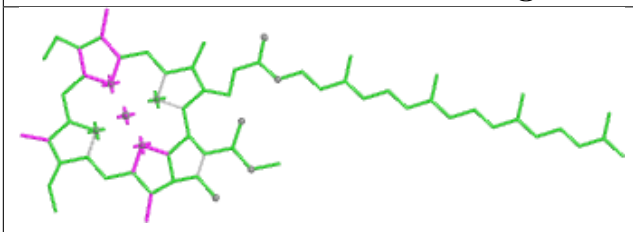
Bond lengths

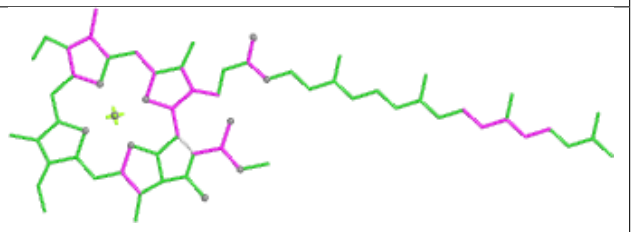
Bond angles

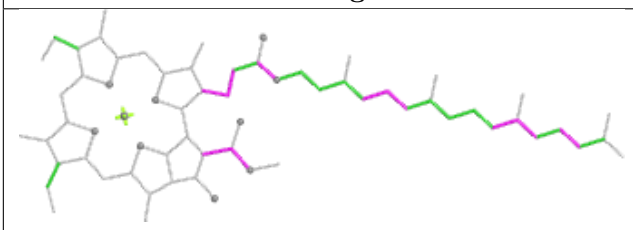
Torsions

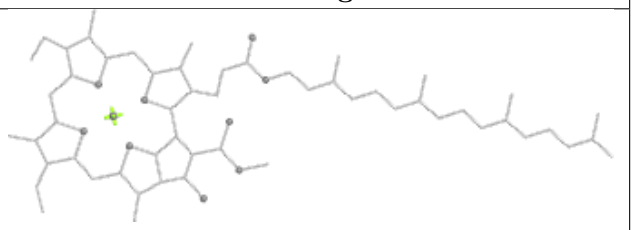
Rings

Ligand CLA CD 505

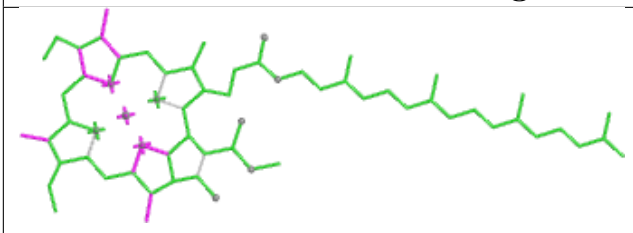
Bond lengths

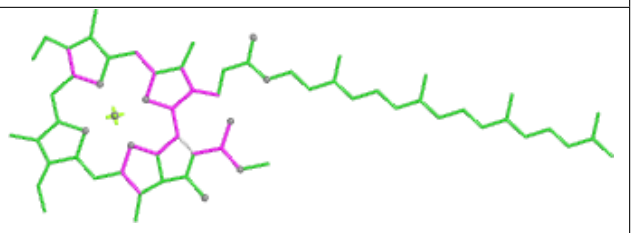
Bond angles

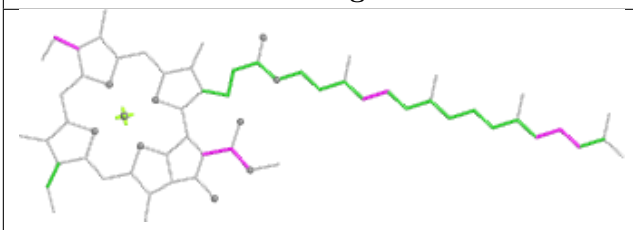
Torsions

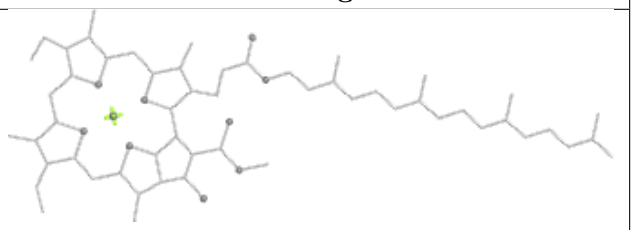
Rings

Ligand CYC i6 201

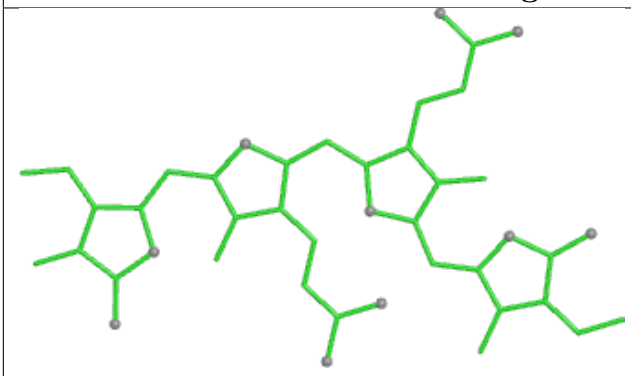

Bond lengths

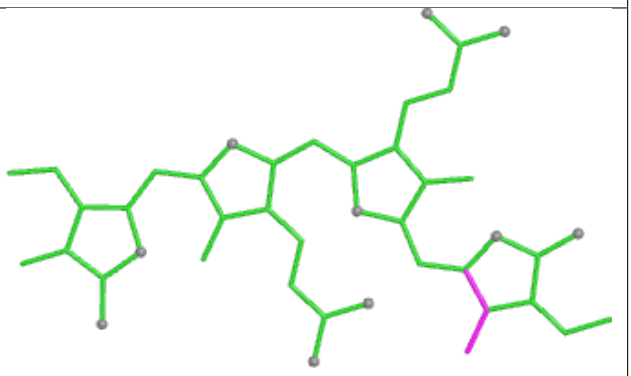

Bond angles

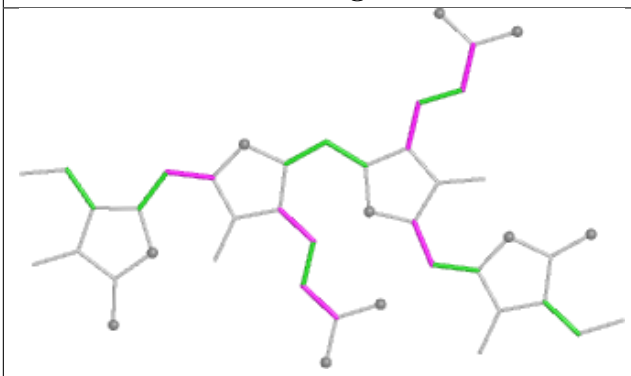

Torsions

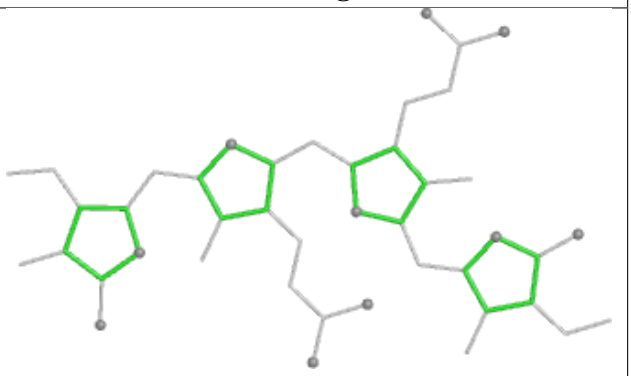

Rings

Ligand LMG M1 101

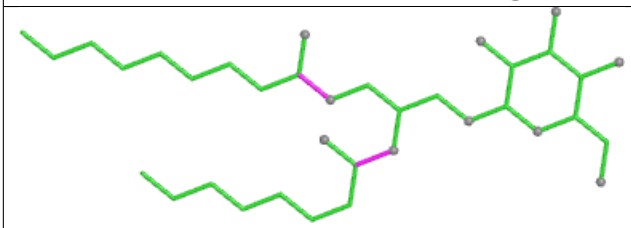

Bond lengths

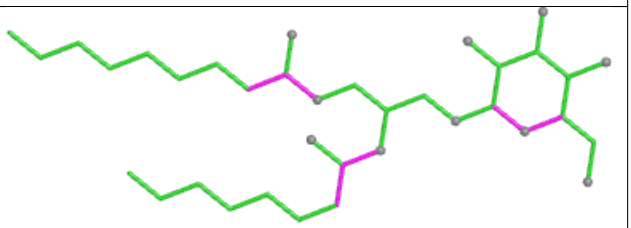

Bond angles

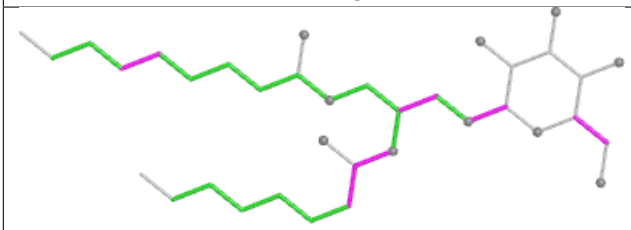

Torsions

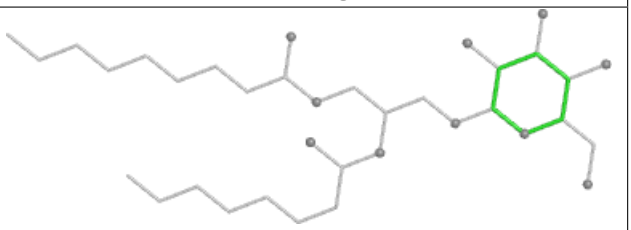

Rings

Ligand CLA CE 510

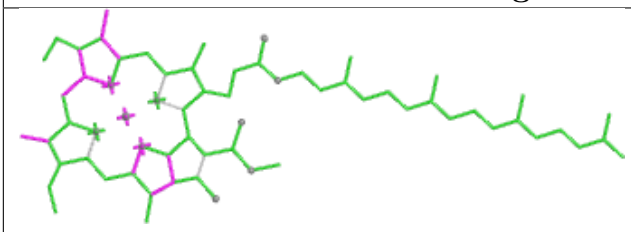

Bond lengths

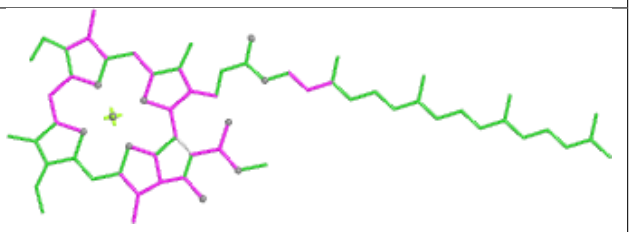

Bond angles

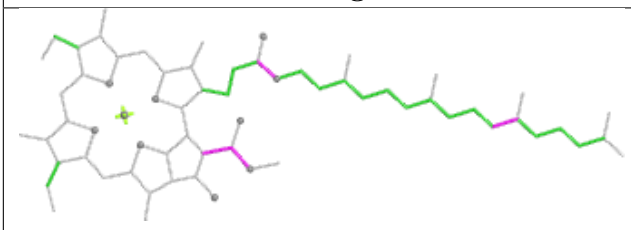

Torsions

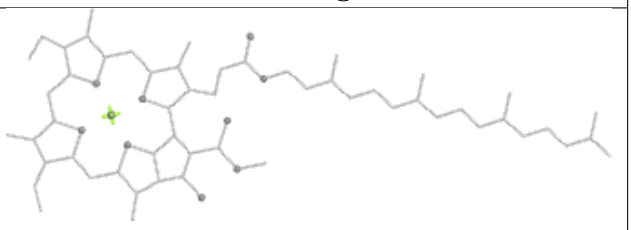

Rings

Ligand CLA cE 506

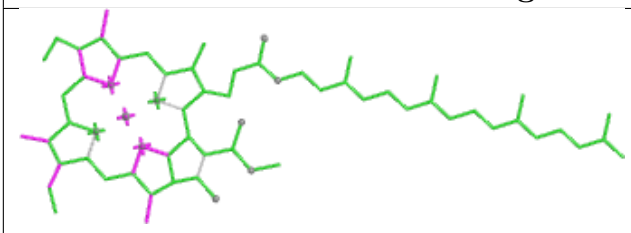

Bond lengths



Bond angles

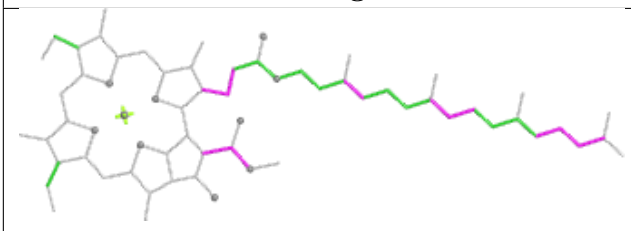

Torsions

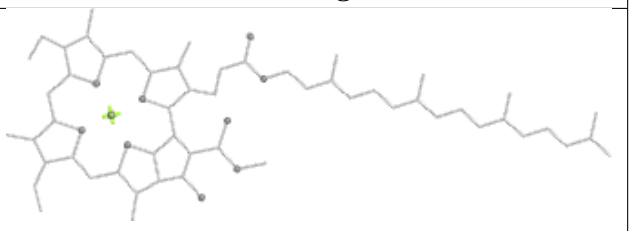

Rings

Ligand CLA BD 608

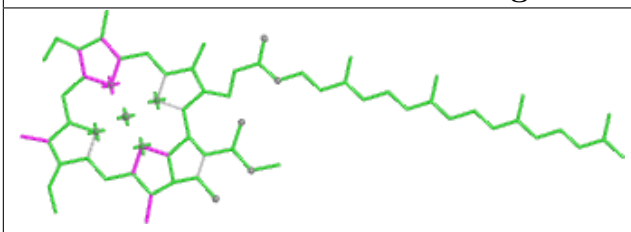

Bond lengths

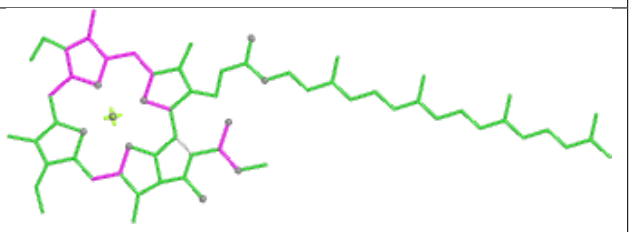

Bond angles

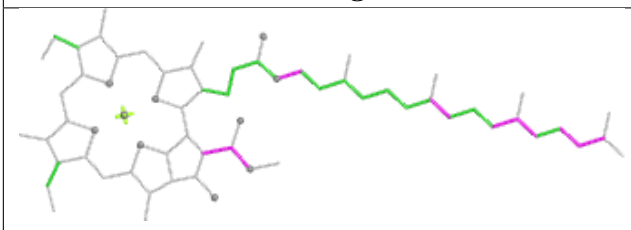

Torsions

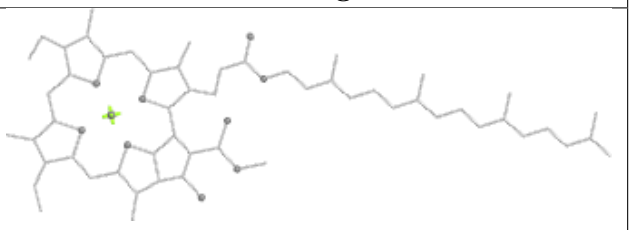

Rings

Ligand SQD L1 101

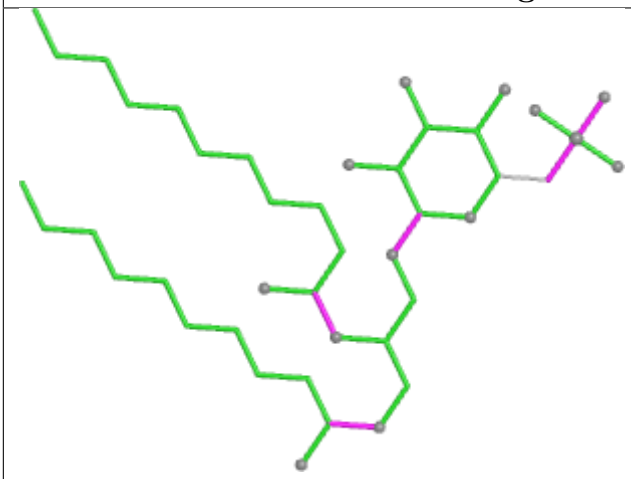

Bond lengths

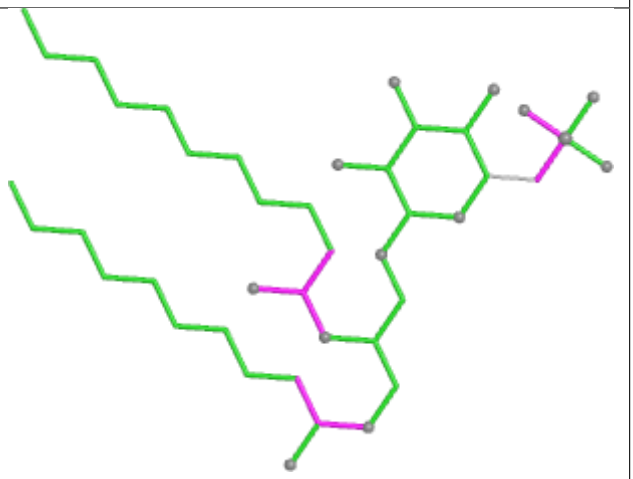

Bond angles

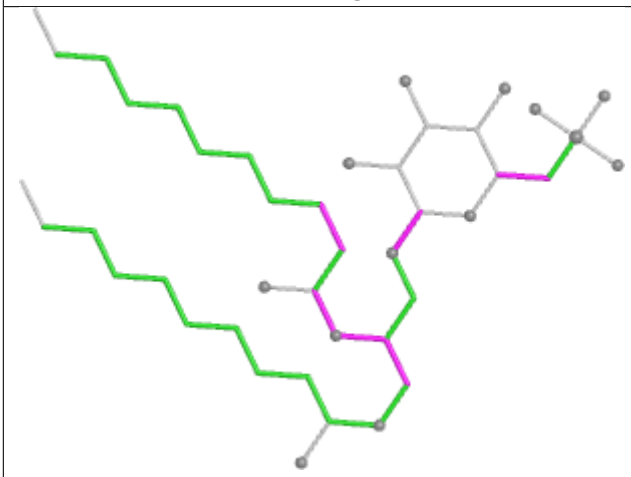

Torsions

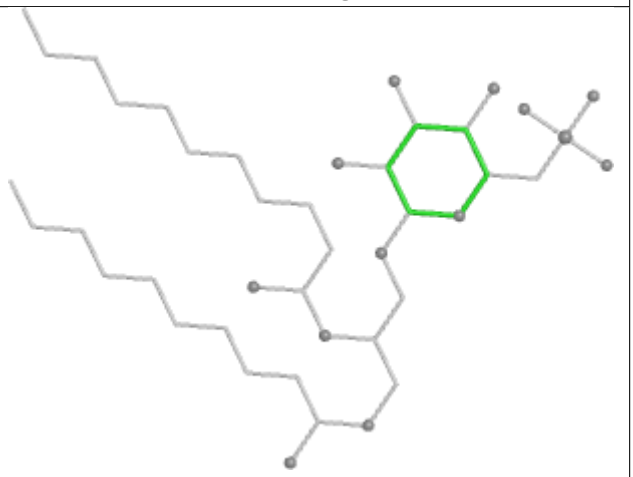

Rings

Ligand LMG aD 409

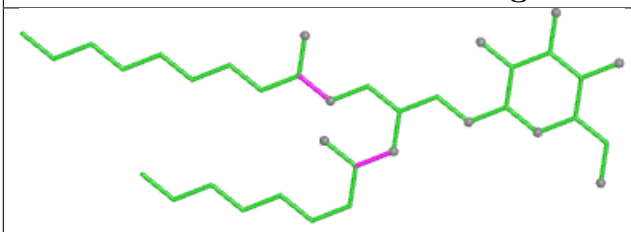

Bond lengths

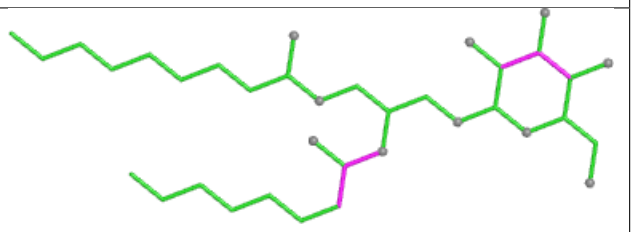

Bond angles

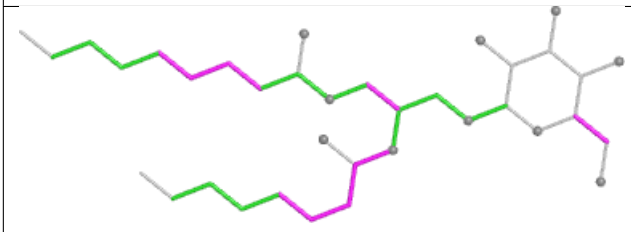

Torsions

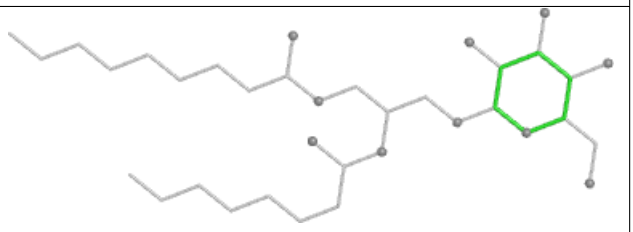

Rings

Ligand LHG lD 101

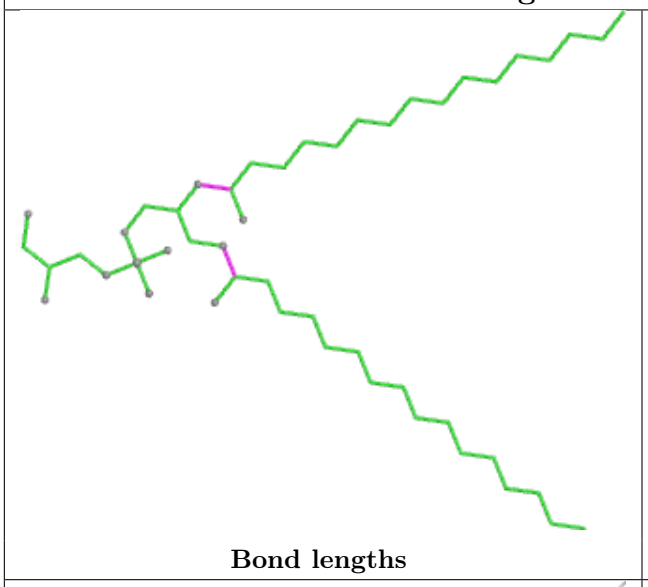

Bond lengths

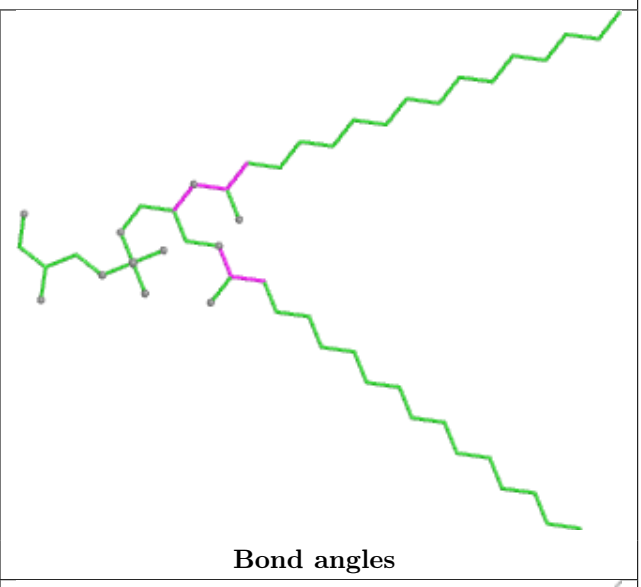

Bond angles

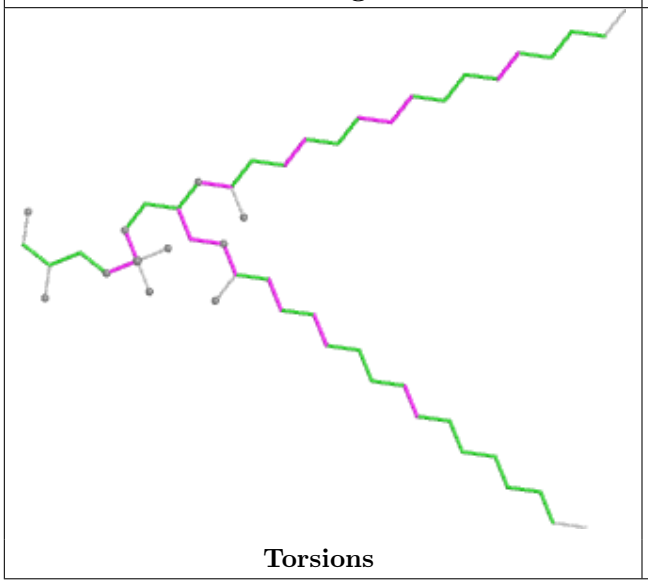

Torsions

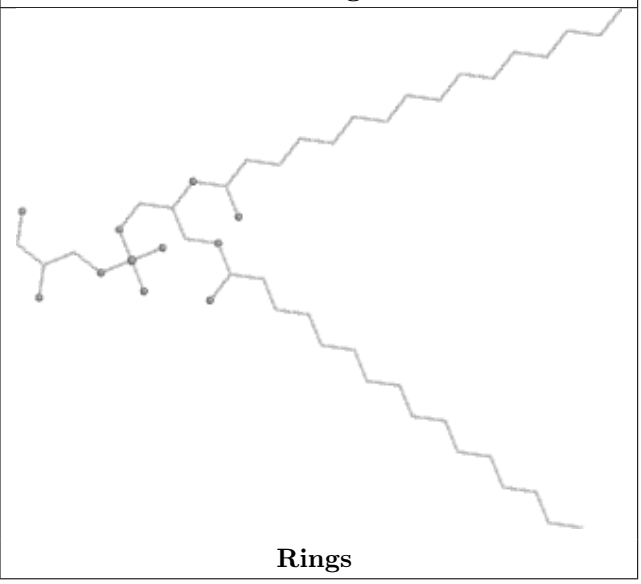

Rings

Ligand SQD c1 501

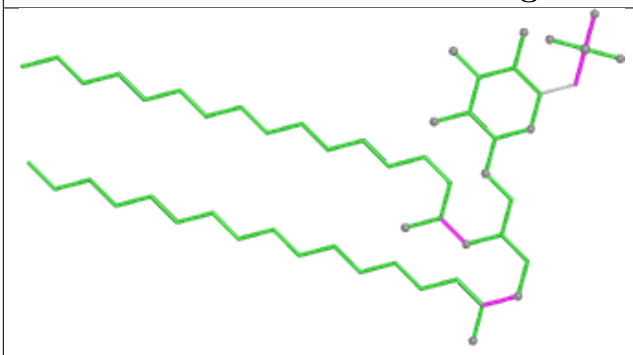

Bond lengths

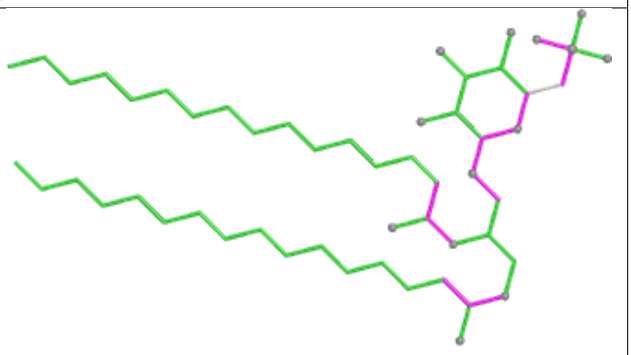

Bond angles

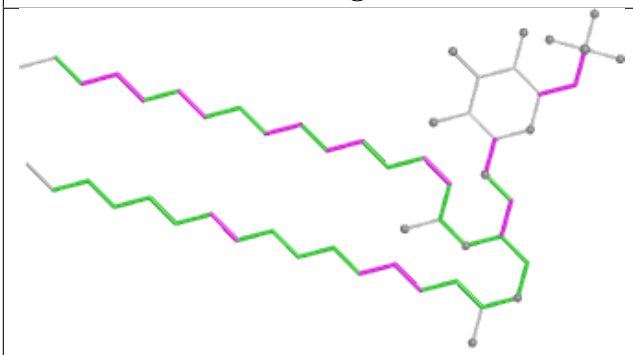

Torsions

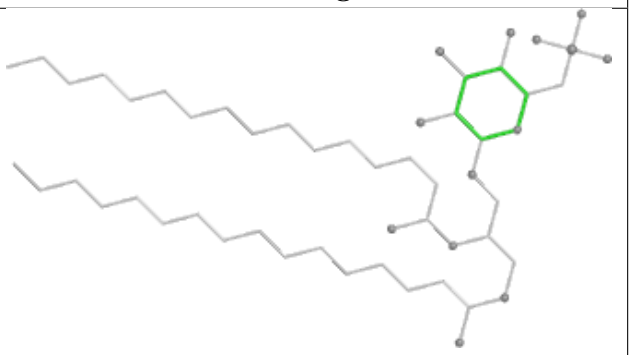

Rings

Ligand CLA CD 512

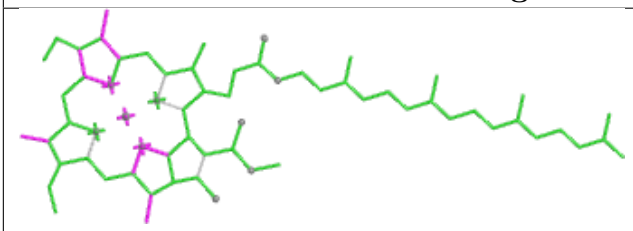

Bond lengths

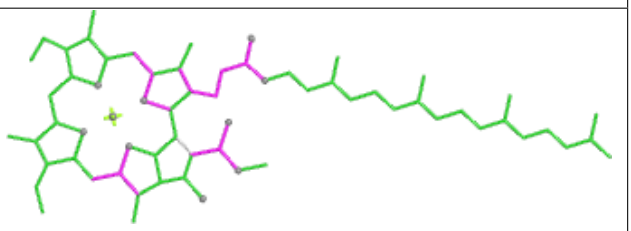

Bond angles

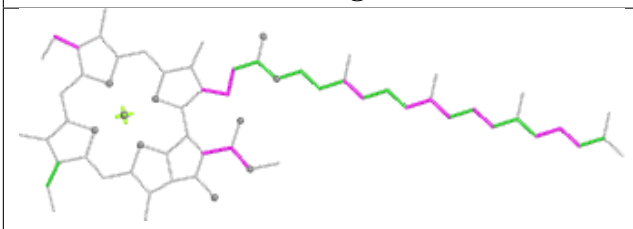

Torsions

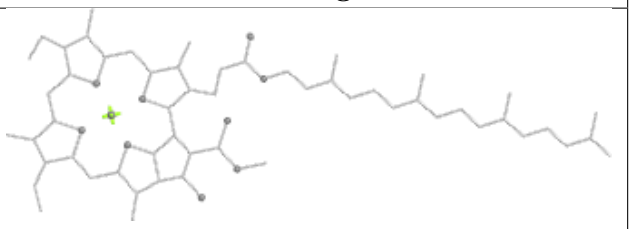

Rings

Ligand CYC JF 201

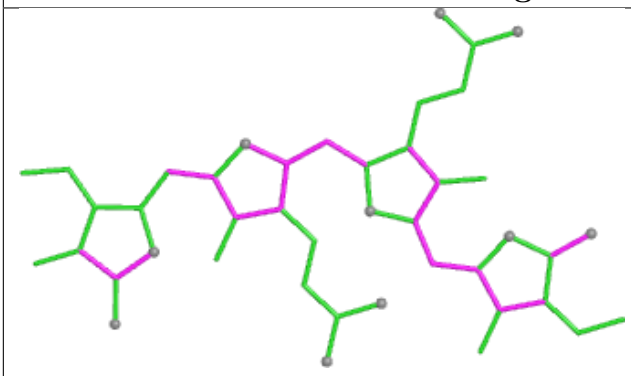

Bond lengths

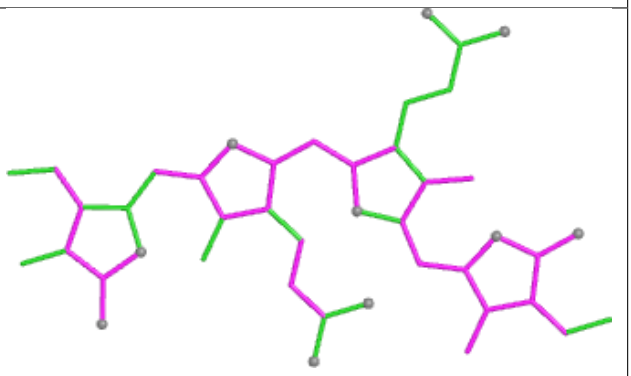

Bond angles

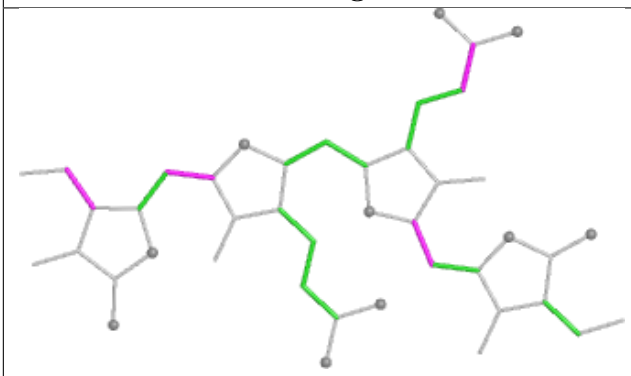

Torsions

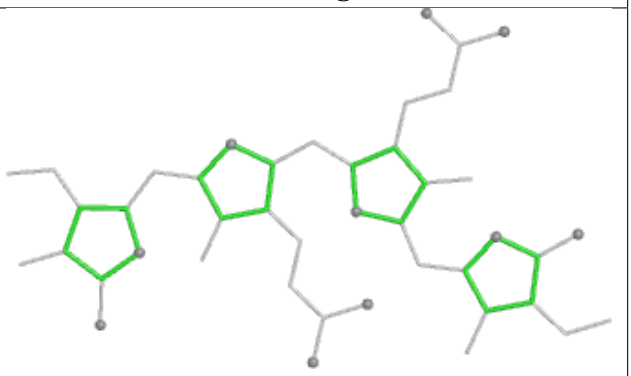

Rings

Ligand LMT bD 602



Bond lengths



Bond angles



Torsions

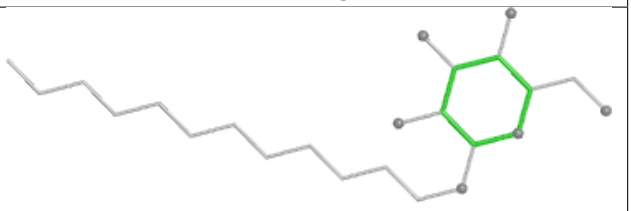

Rings

Ligand BCR BD 615

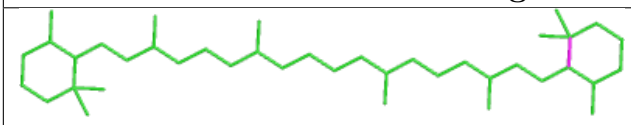

Bond lengths

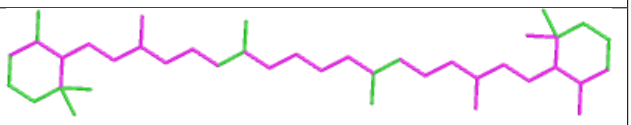

Bond angles

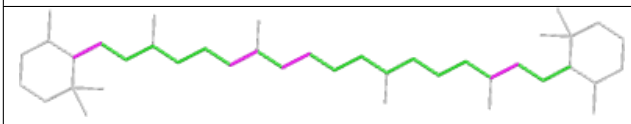

Torsions

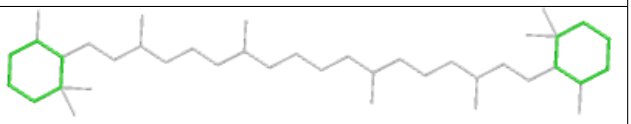

Rings

Ligand CYC p4 201

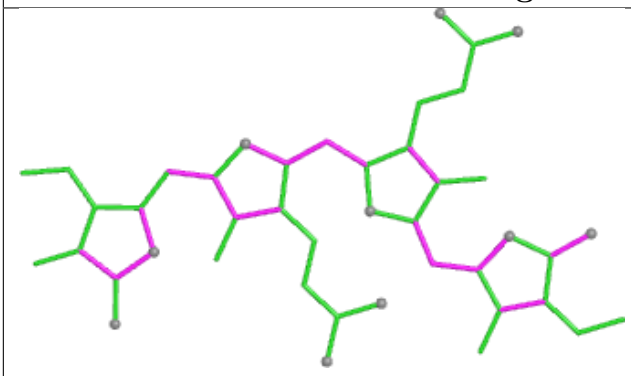

Bond lengths

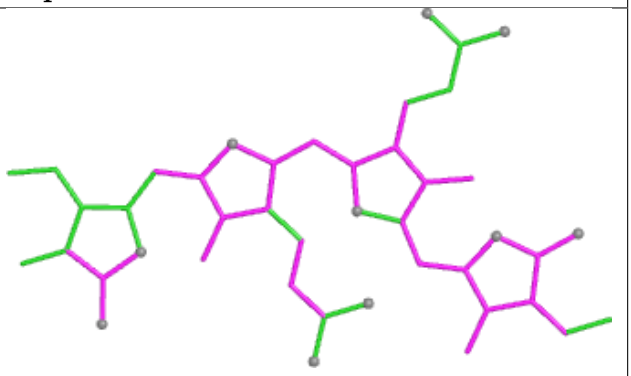

Bond angles

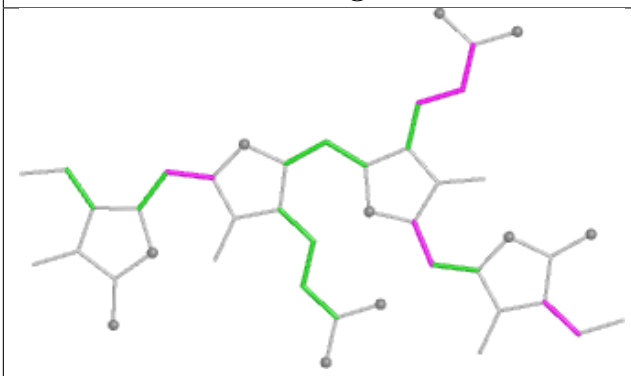

Torsions

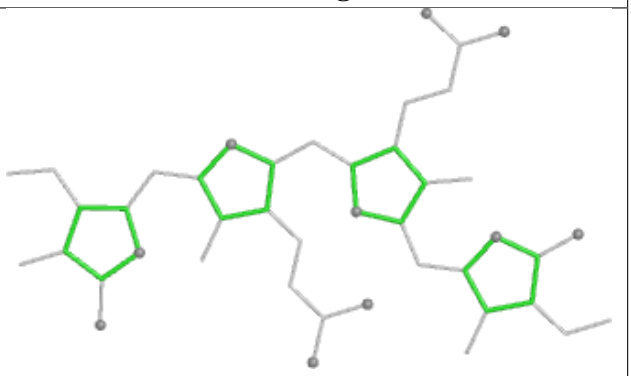

Rings

Ligand LMG B1 618

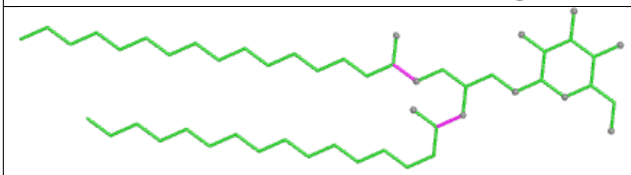

Bond lengths

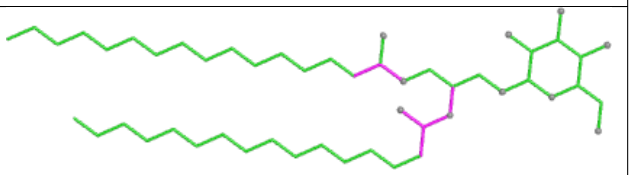

Bond angles

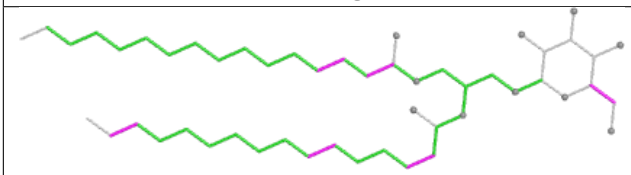

Torsions

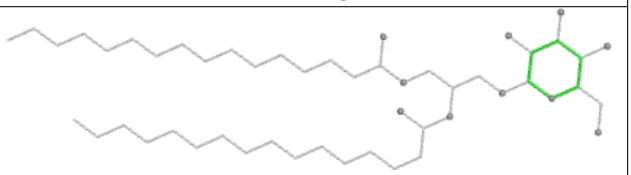

Rings

Ligand BCR z1 101



Bond lengths



Bond angles

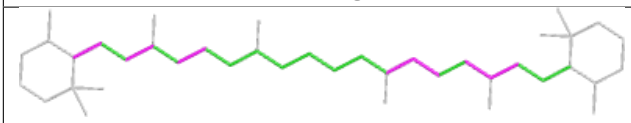

Torsions

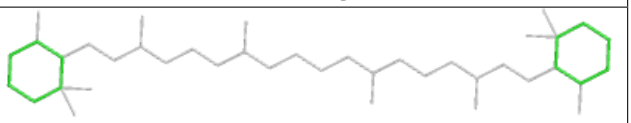

Rings

Ligand CYC iI 202

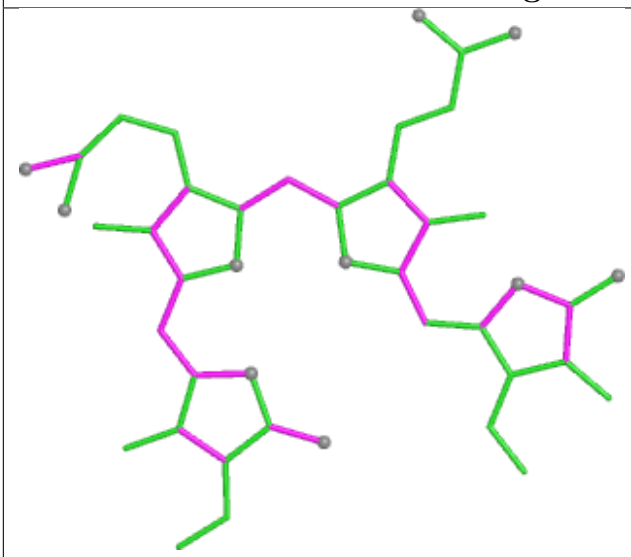

Bond lengths

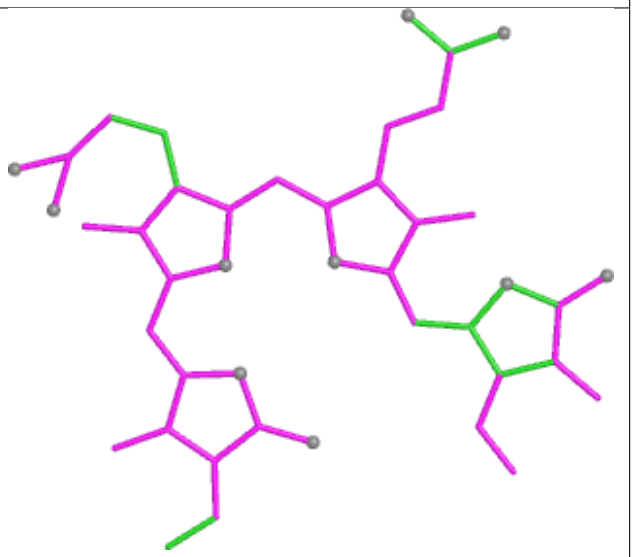

Bond angles

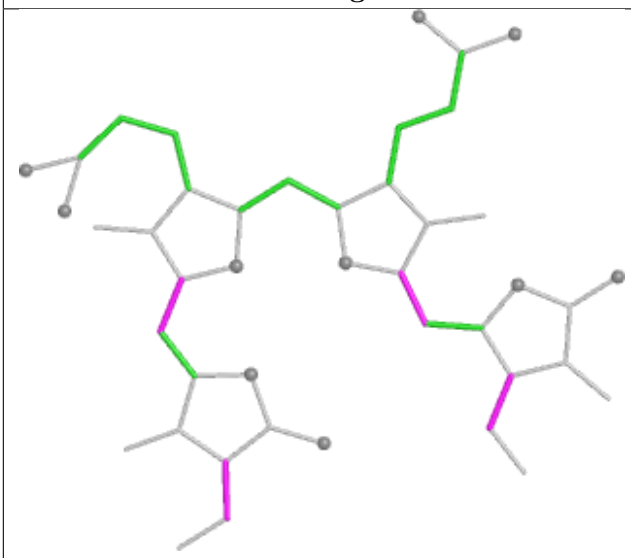

Torsions

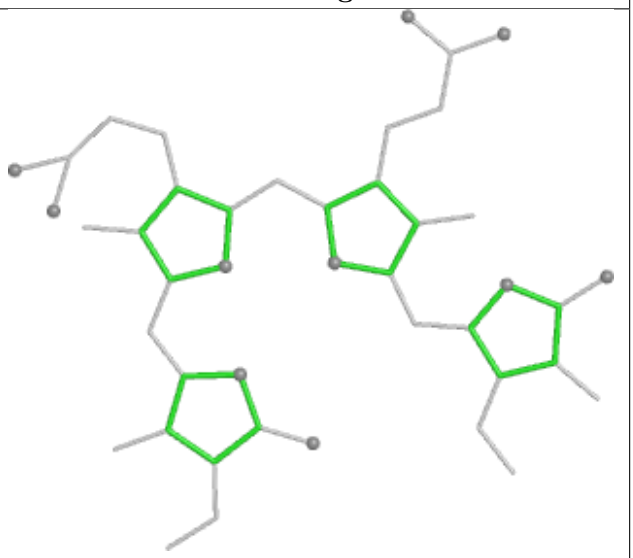

Rings

Ligand CLA c1 514

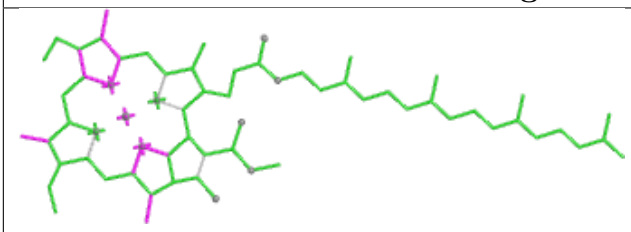

Bond lengths

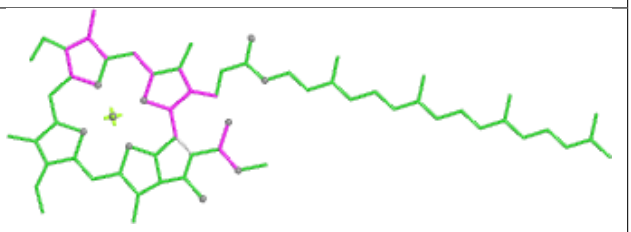

Bond angles

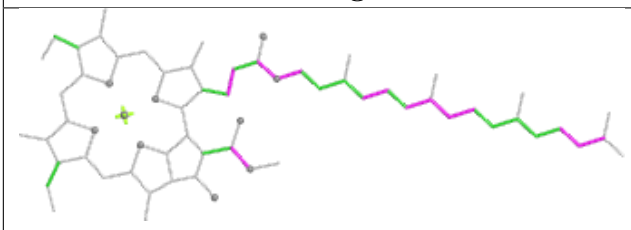

Torsions

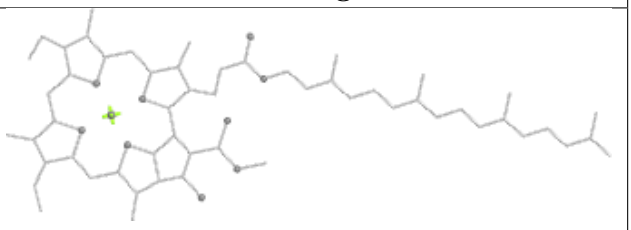

Rings

Ligand PHO DE 401

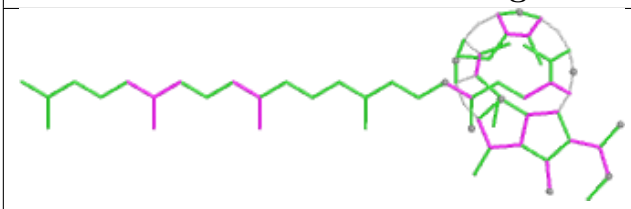

Bond lengths

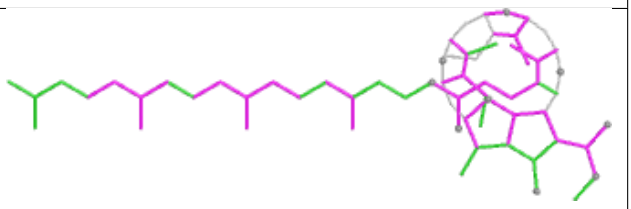

Bond angles

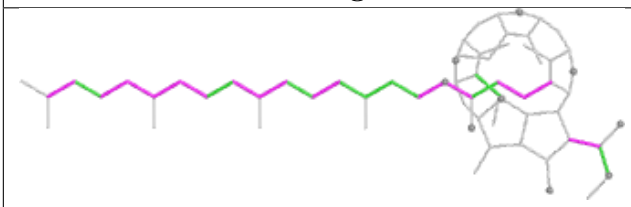

Torsions

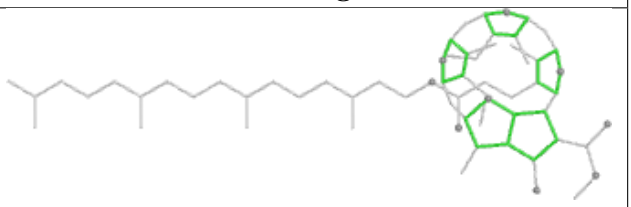

Rings

Ligand CYC XB 201

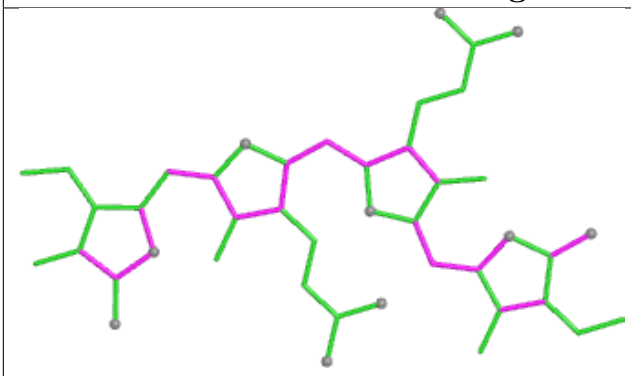

Bond lengths

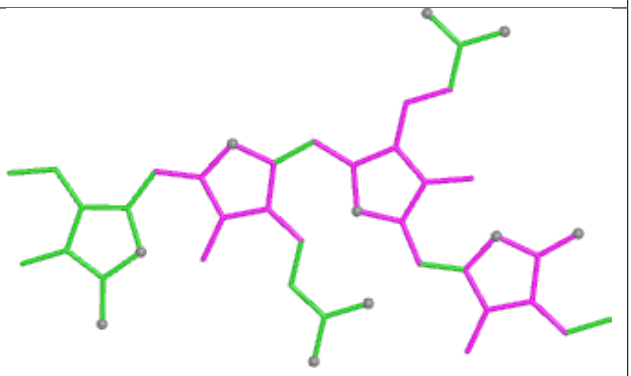

Bond angles

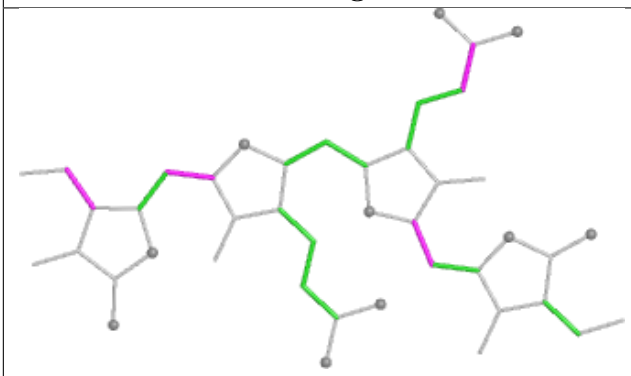

Torsions

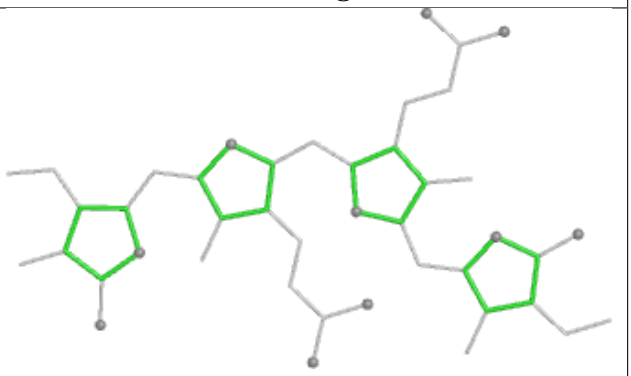

Rings

Ligand CYC pB 201

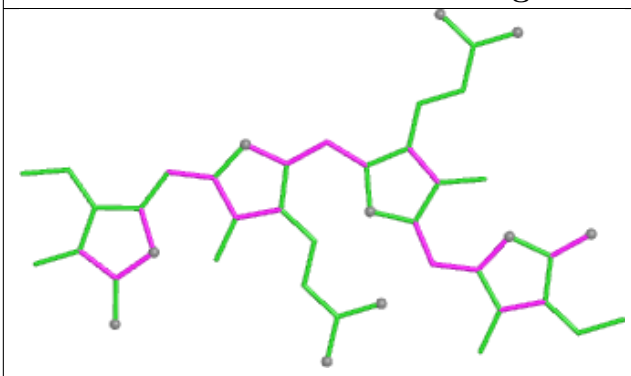

Bond lengths

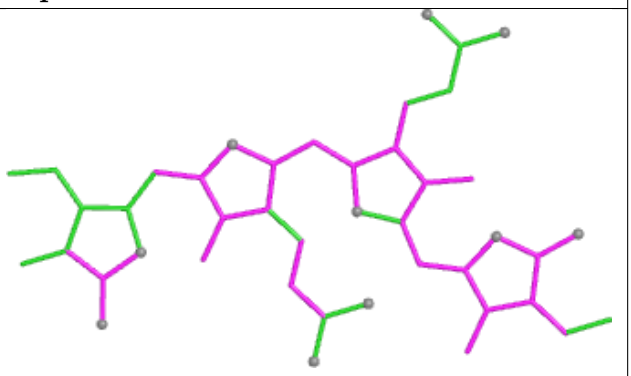

Bond angles

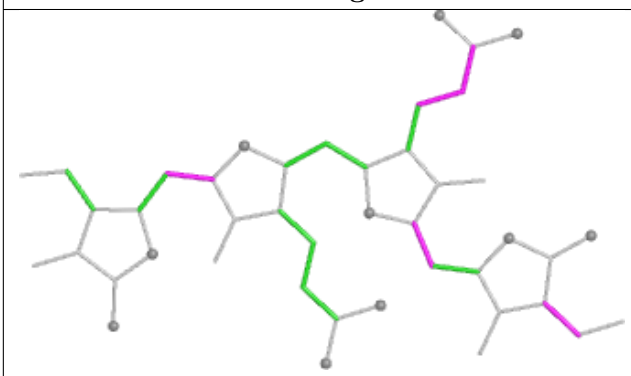

Torsions

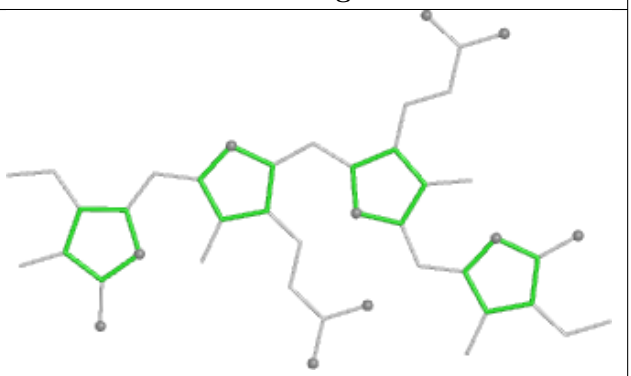

Rings

Ligand LHG AD 411

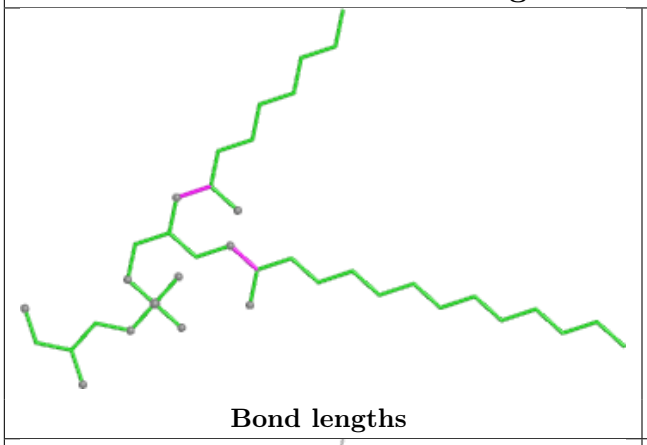

Bond lengths

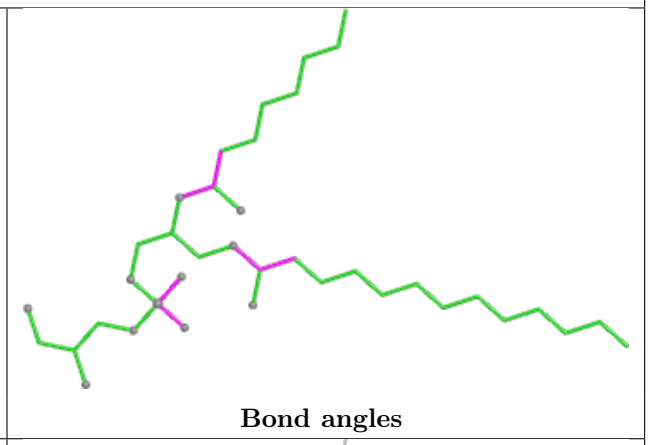

Bond angles

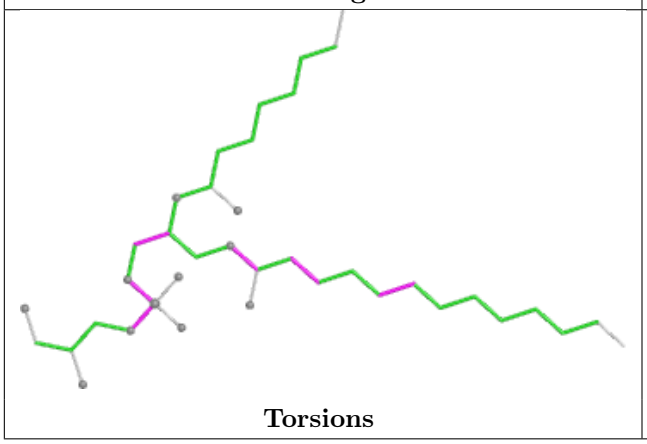

Torsions

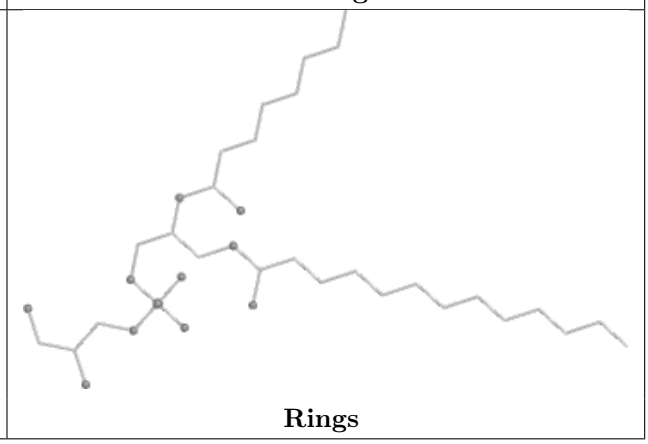

Rings

Ligand DGD cD 516

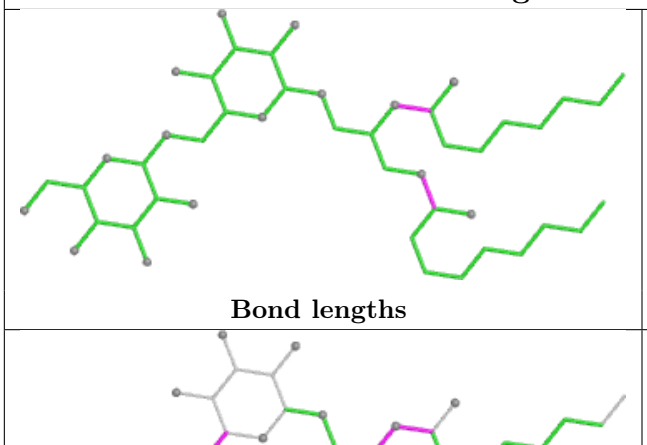

Bond lengths

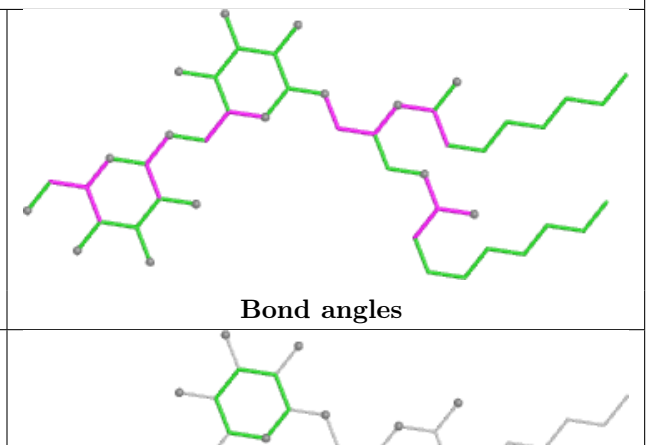

Bond angles

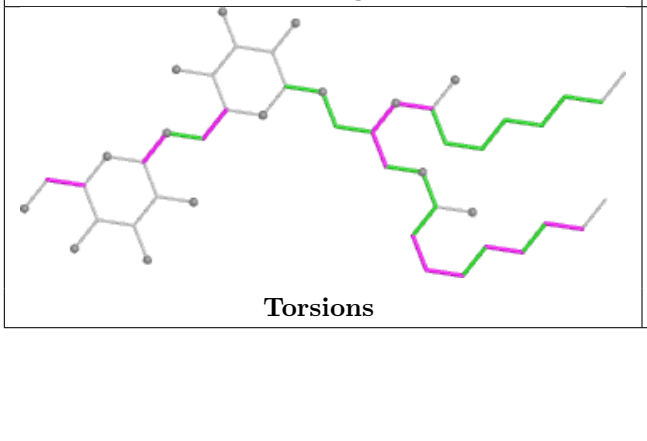

Torsions

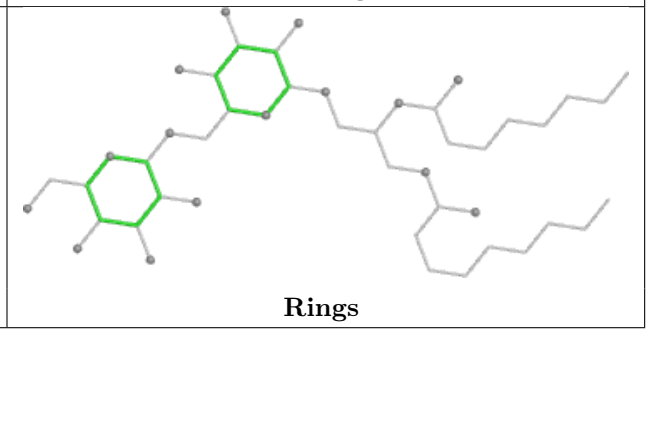

Rings

Ligand CLA c1 510

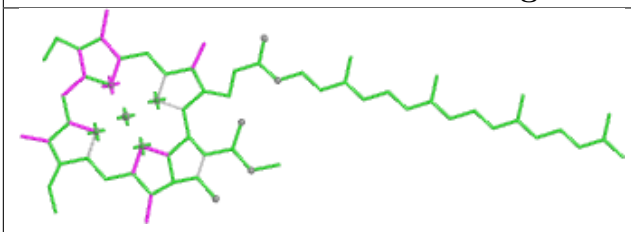

Bond lengths

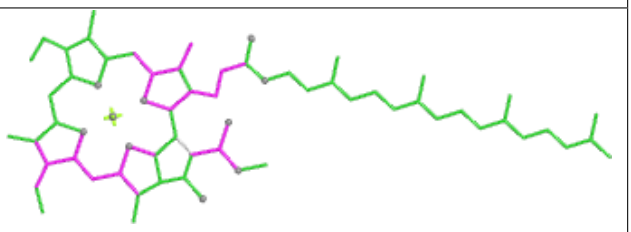

Bond angles

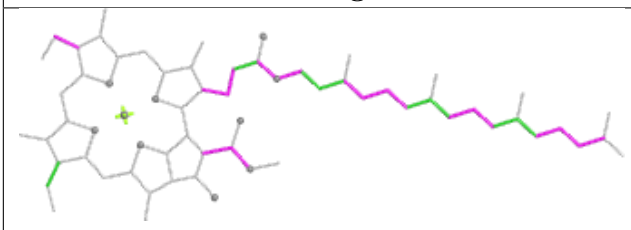

Torsions

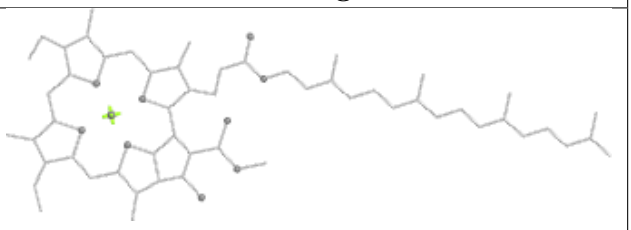

Rings

Ligand CLA bD 610

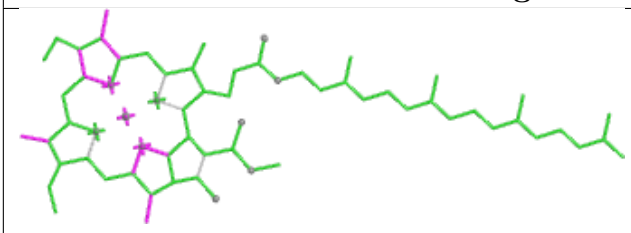

Bond lengths

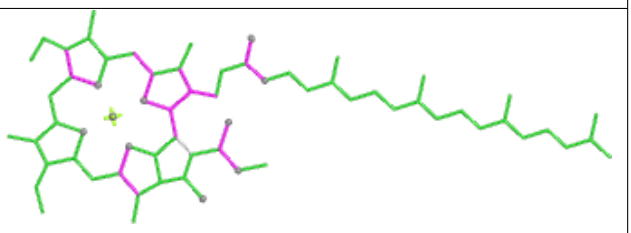

Bond angles

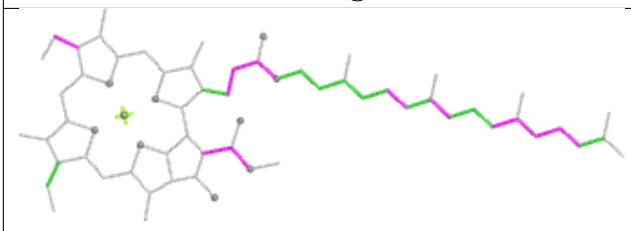

Torsions

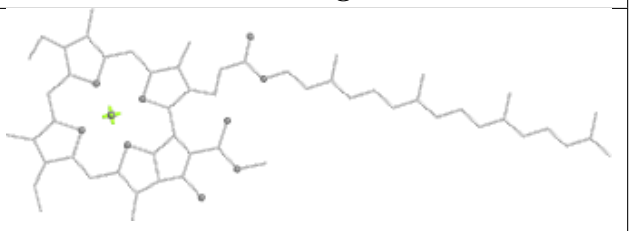

Rings

Ligand CYC i5 201

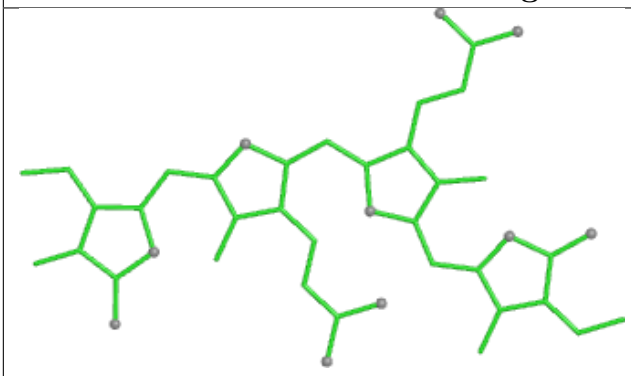

Bond lengths

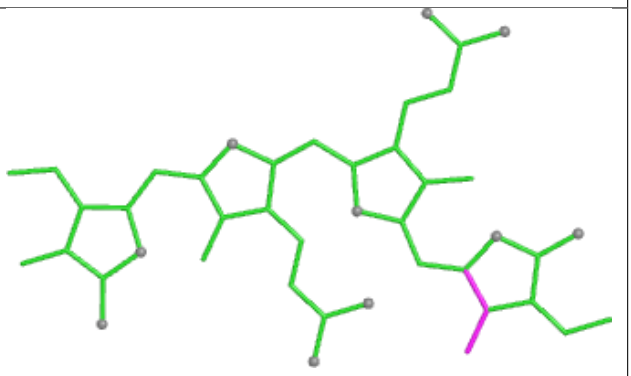

Bond angles

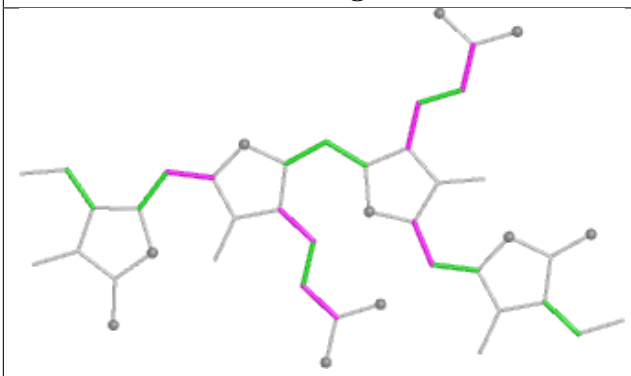

Torsions

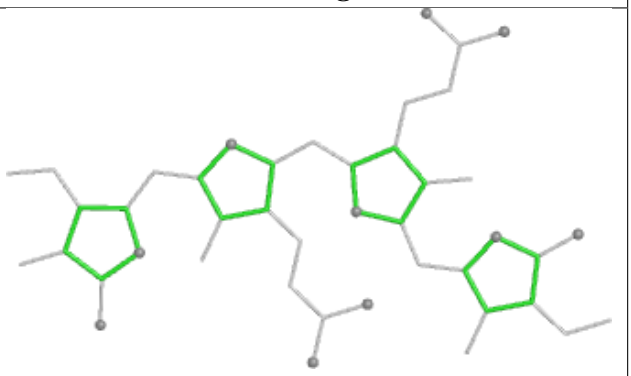

Rings

Ligand CYC c7 201

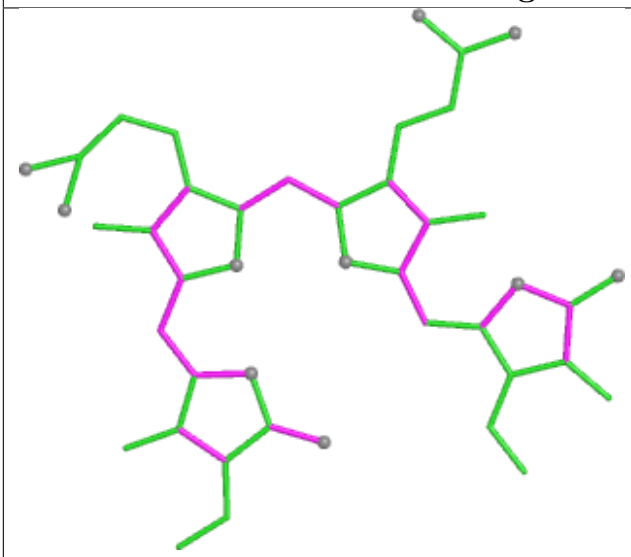

Bond lengths

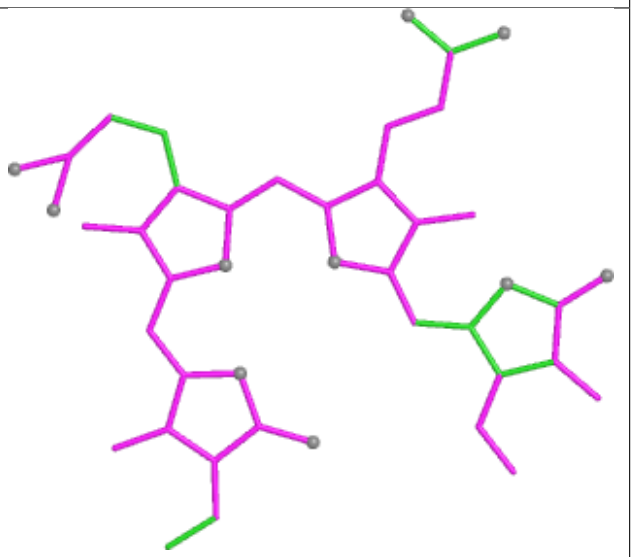

Bond angles

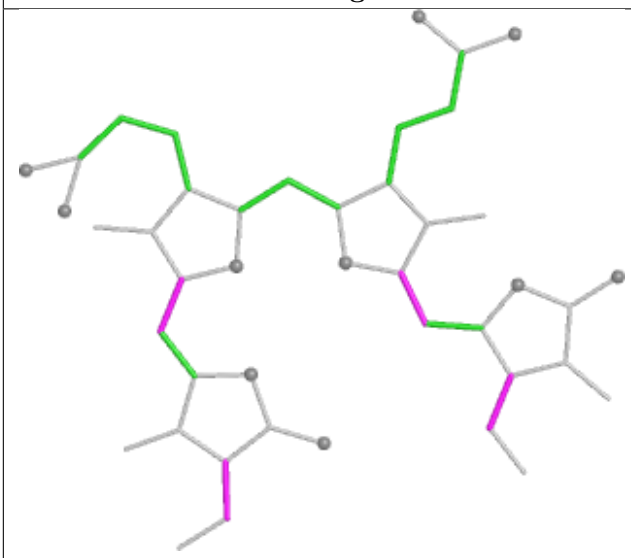

Torsions

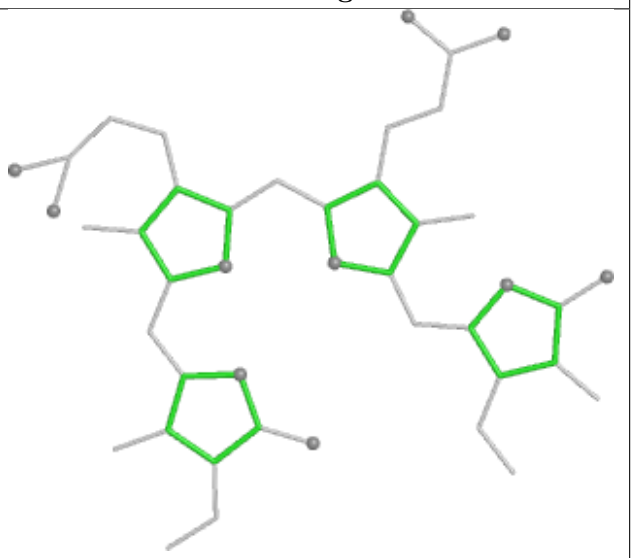

Rings

Ligand CYC BB 1002

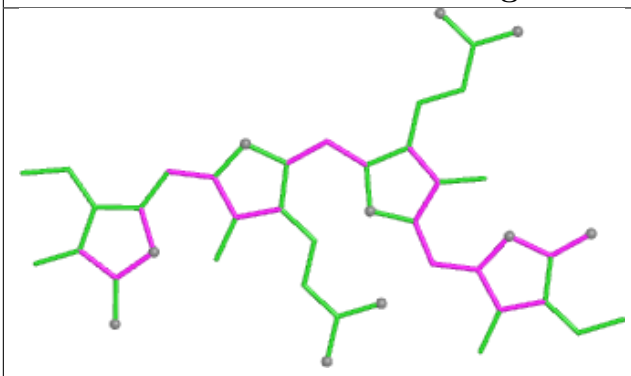

Bond lengths

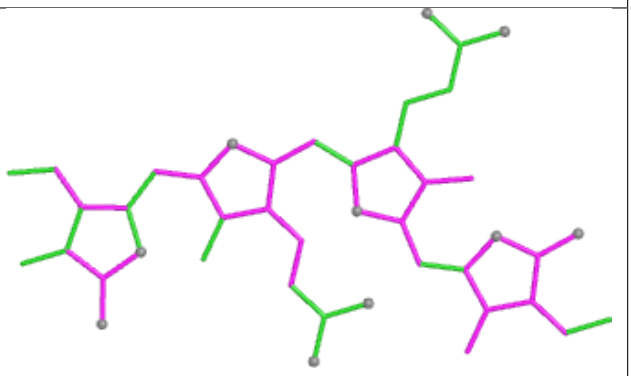

Bond angles

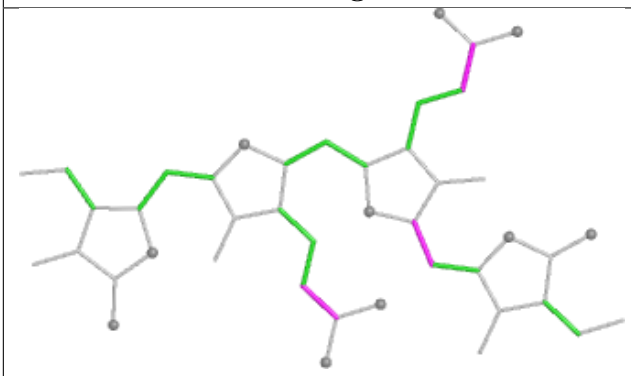

Torsions

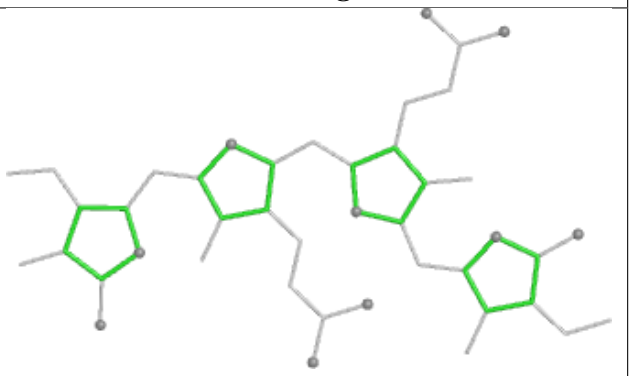

Rings

Ligand CYC g3 201

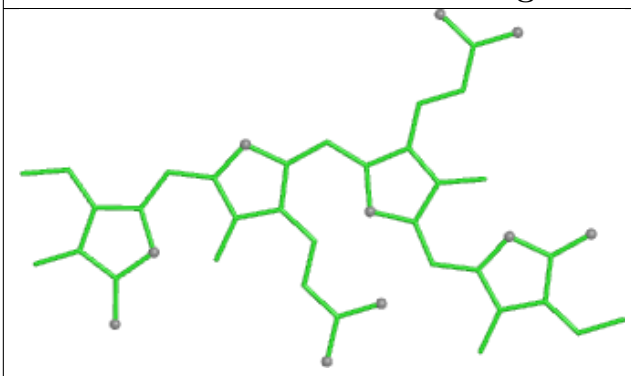

Bond lengths

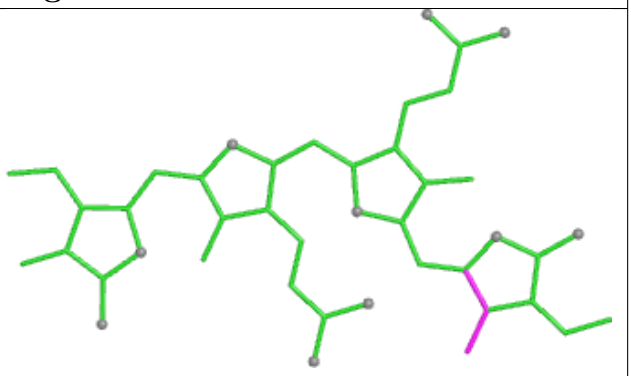

Bond angles

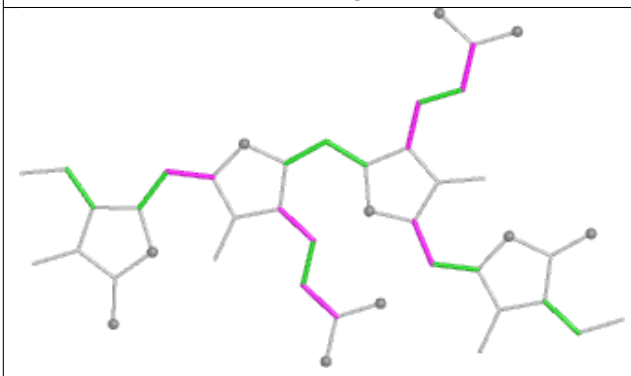

Torsions

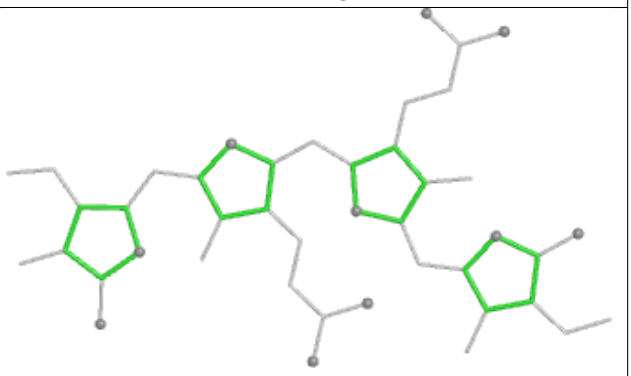

Rings

Ligand CLA b1 605

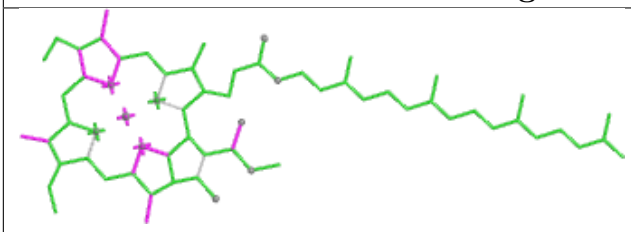

Bond lengths

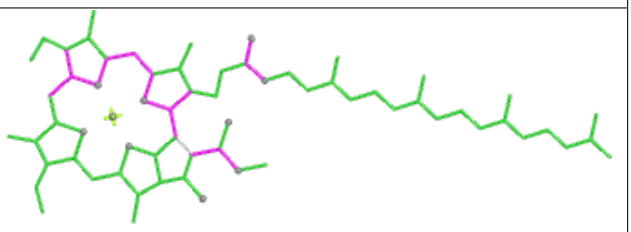

Bond angles

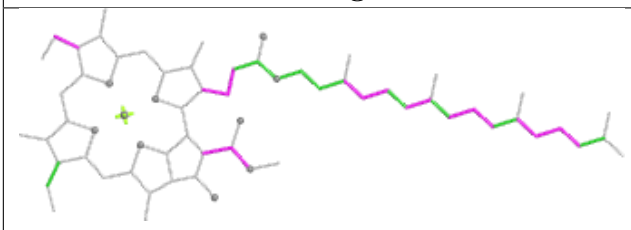

Torsions

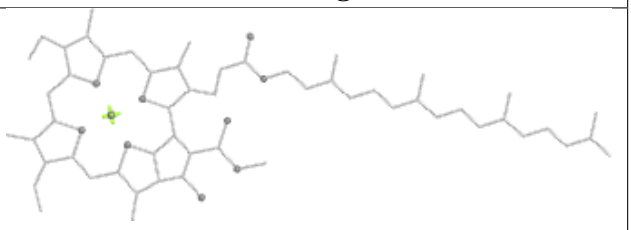

Rings

Ligand CYC iH 201

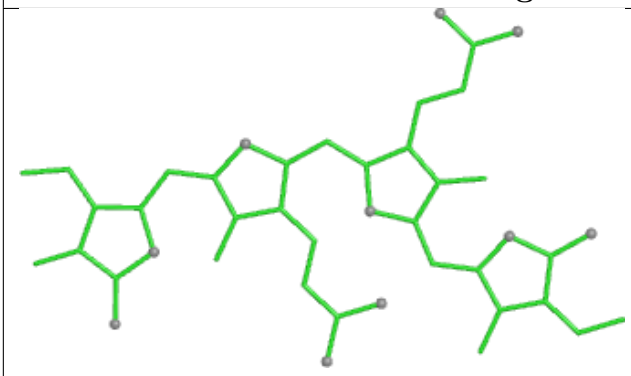

Bond lengths

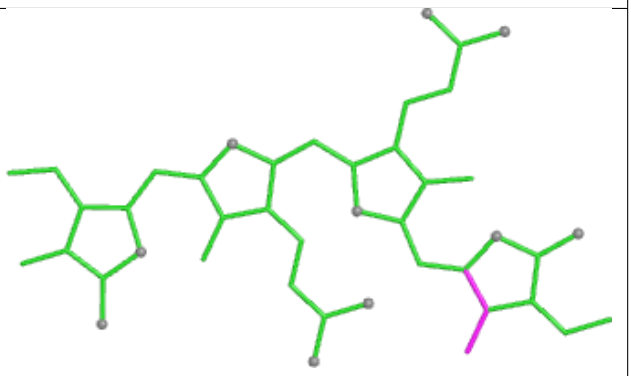

Bond angles

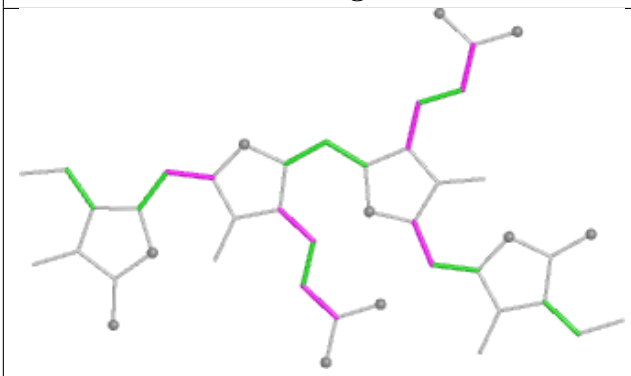

Torsions

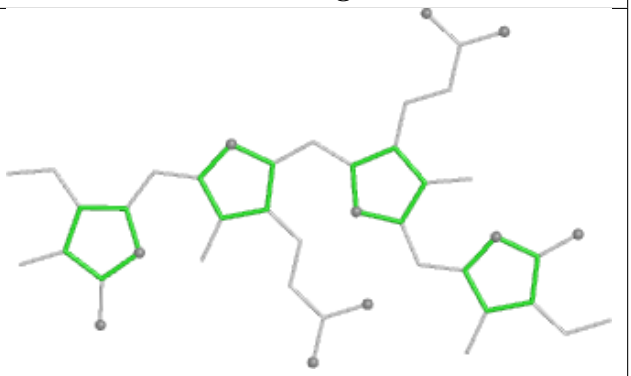

Rings

Ligand CYC a4 201

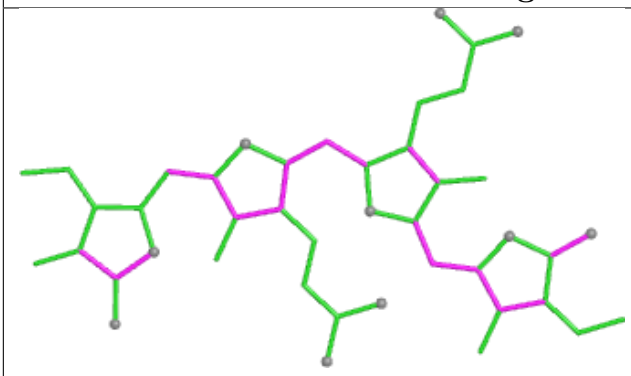

Bond lengths

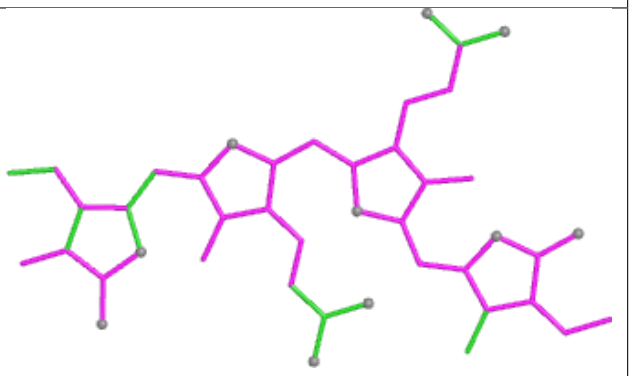

Bond angles

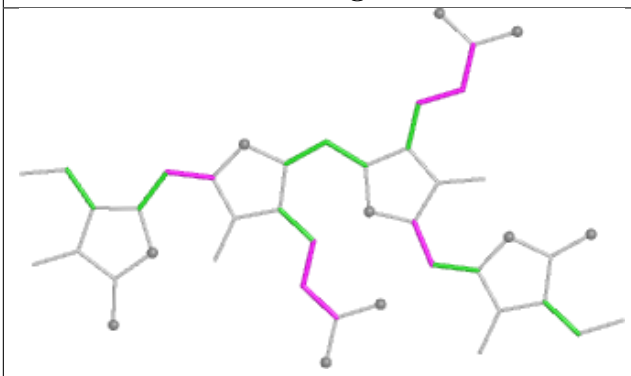

Torsions

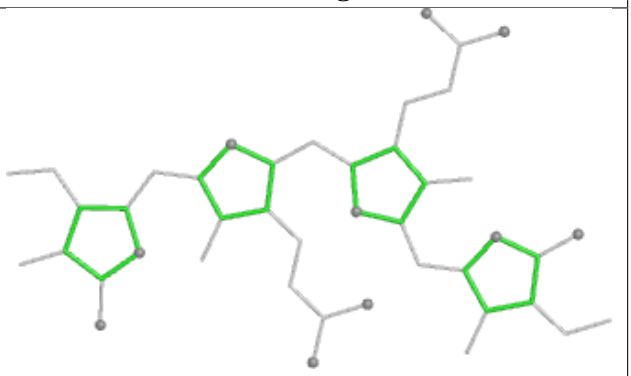

Rings

Ligand CYC sB 201

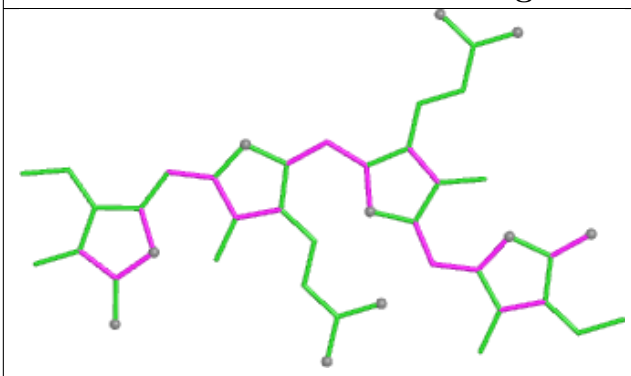

Bond lengths

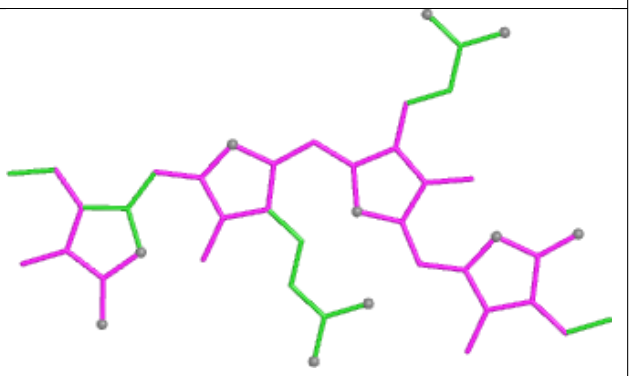

Bond angles

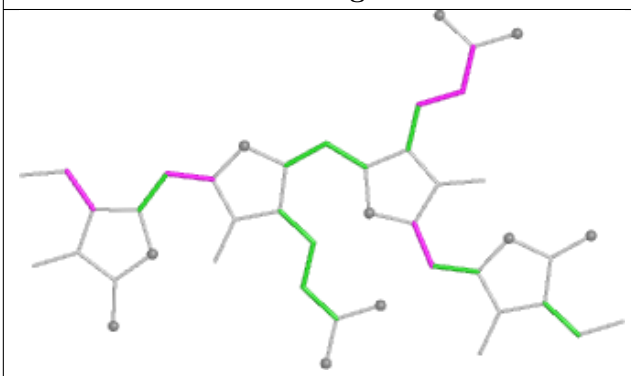

Torsions

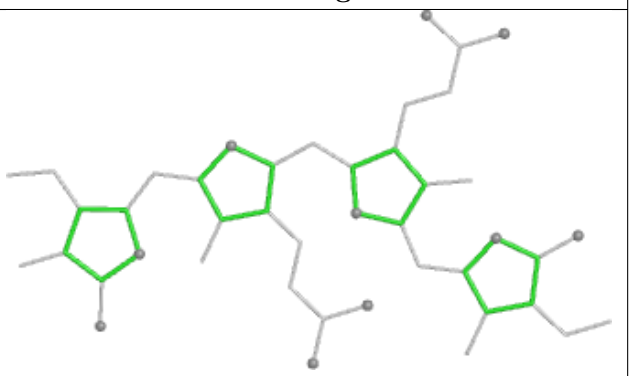

Rings

Ligand CLA B1 604	
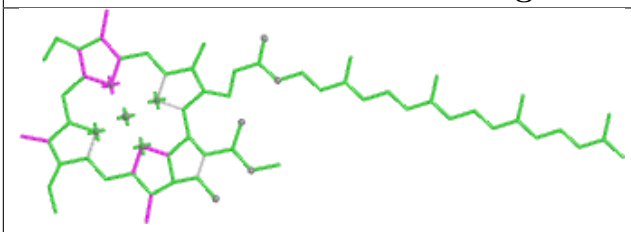 Bond lengths	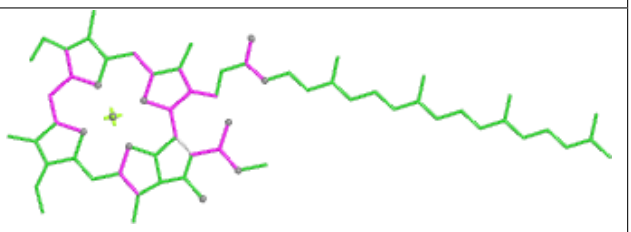 Bond angles
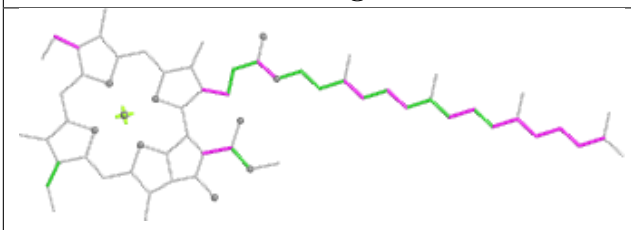 Torsions	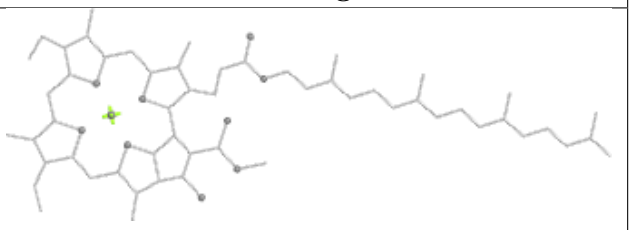 Rings

Ligand CLA B1 606	
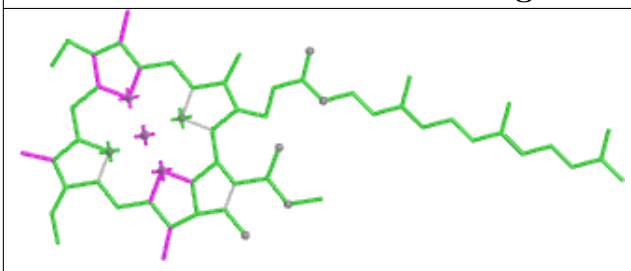 Bond lengths	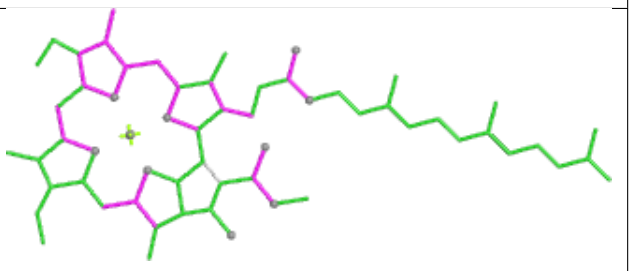 Bond angles
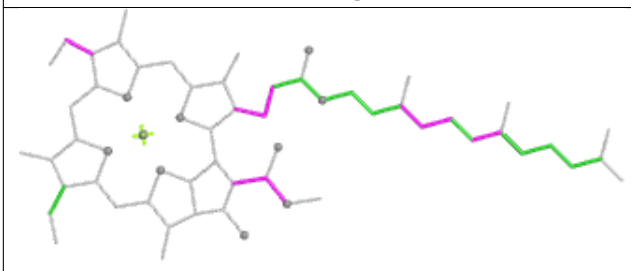 Torsions	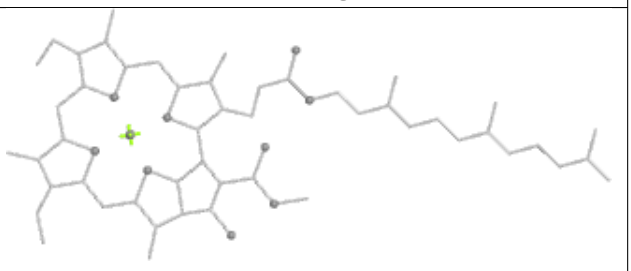 Rings

Ligand CLA CD 504

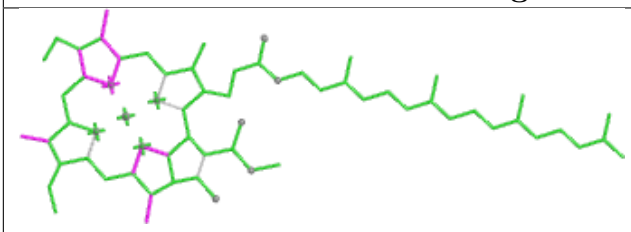

Bond lengths

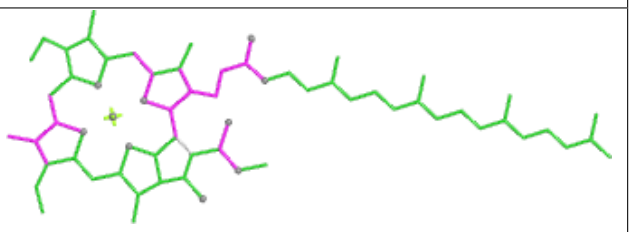

Bond angles

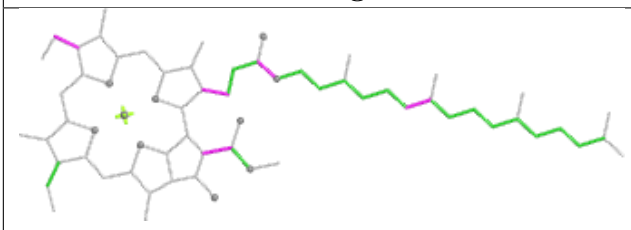

Torsions

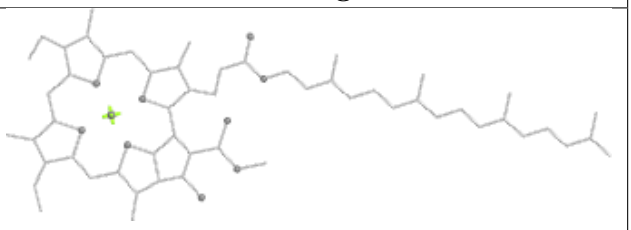

Rings

Ligand CYC qB 201

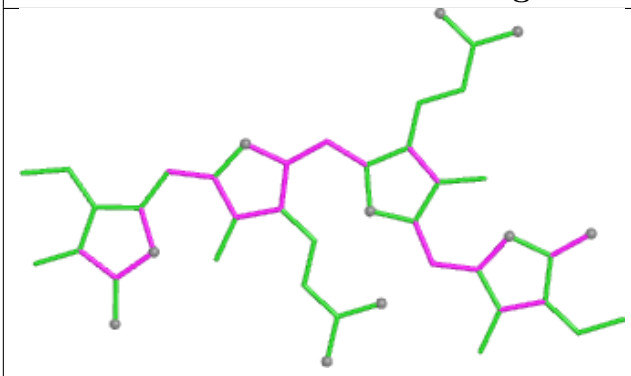

Bond lengths

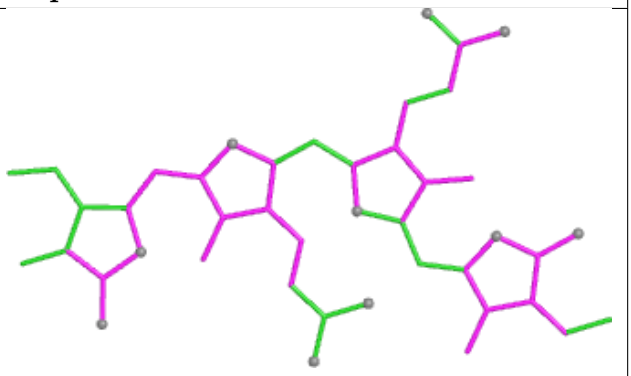

Bond angles

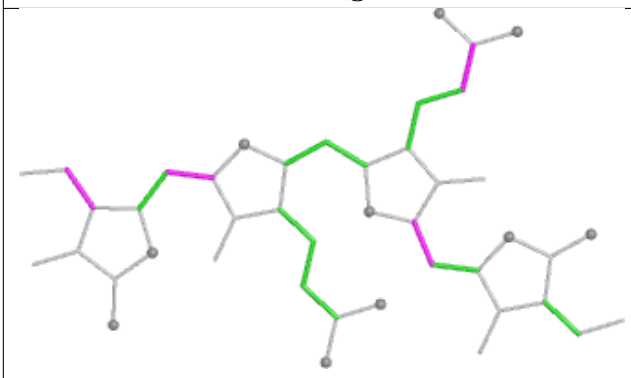

Torsions

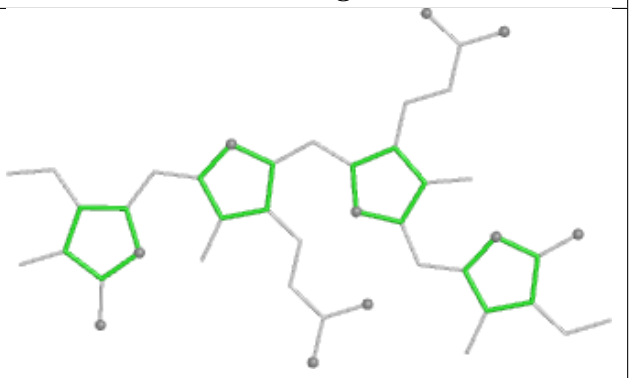

Rings

Ligand CLA bD 611

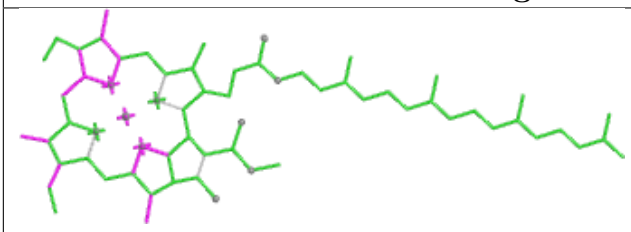

Bond lengths

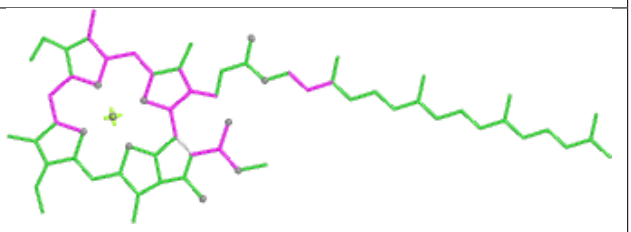

Bond angles

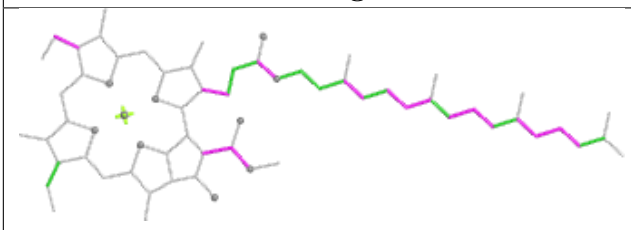

Torsions

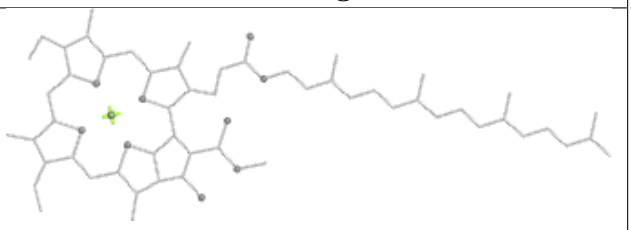

Rings

Ligand SQD DD 414

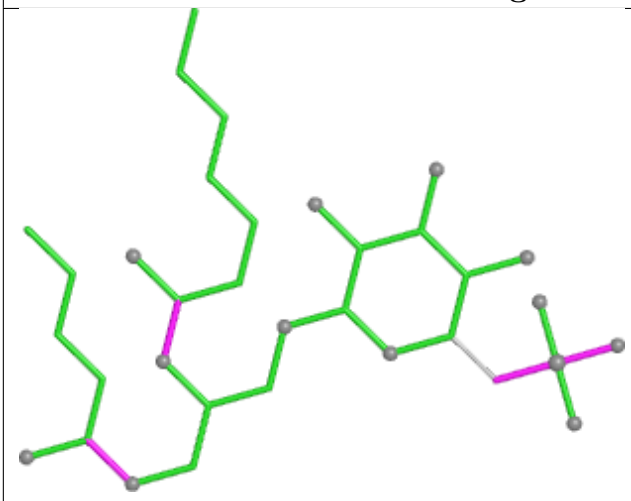

Bond lengths

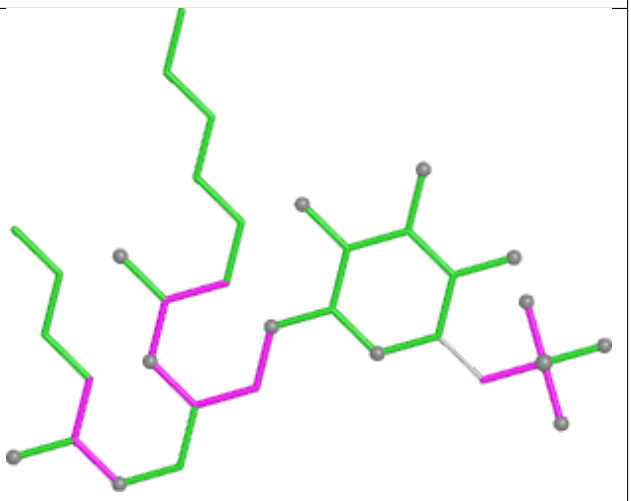

Bond angles

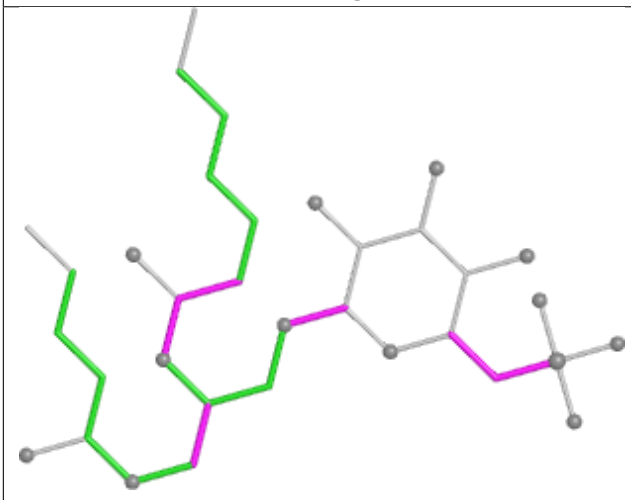

Torsions

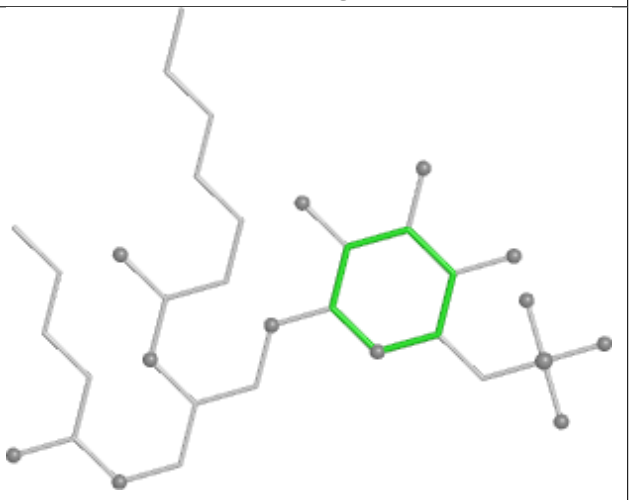

Rings

Ligand SQD C1 501

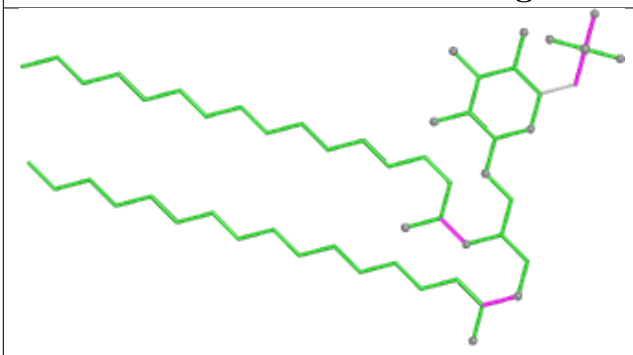

Bond lengths

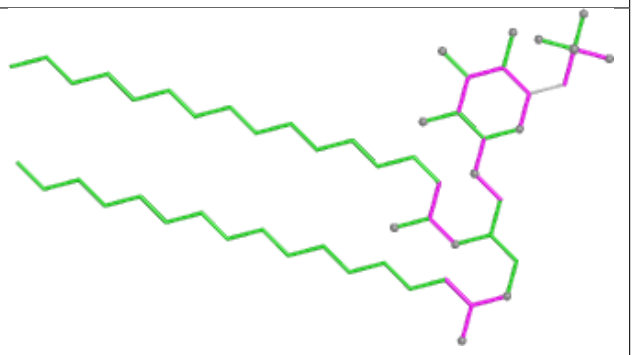

Bond angles

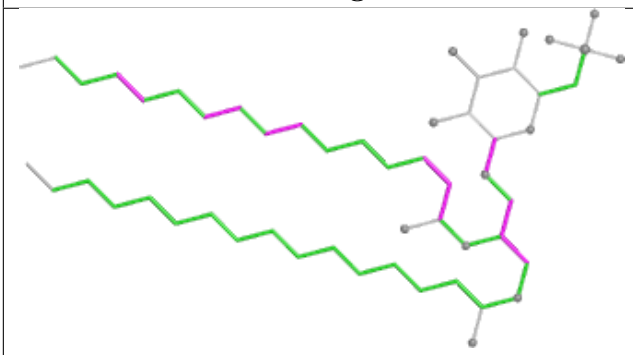

Torsions

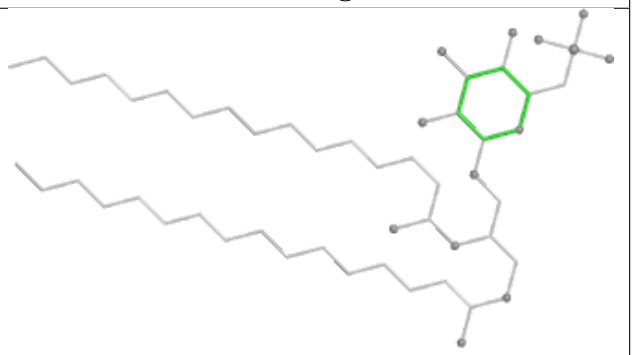

Rings

Ligand LMT B1 623



Bond lengths



Bond angles

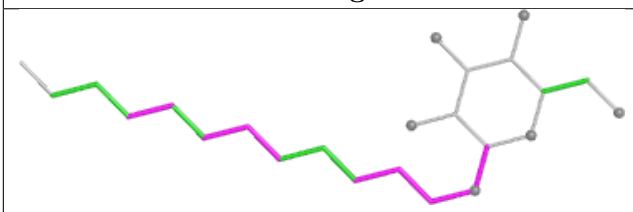

Torsions

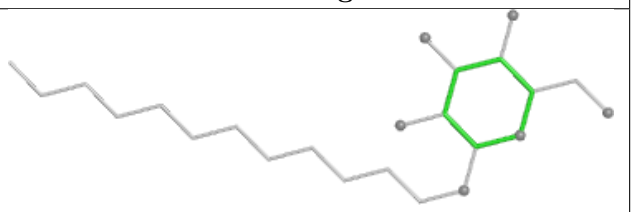

Rings

Ligand LMT cE 501



Bond lengths

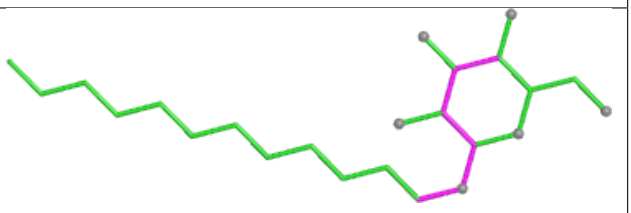

Bond angles



Torsions

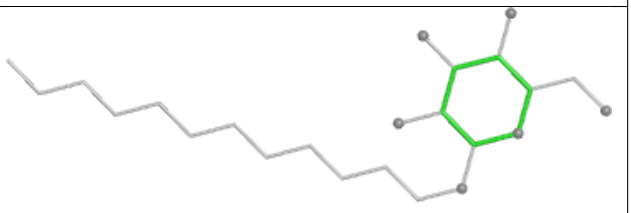

Rings

Ligand CLA bE 606

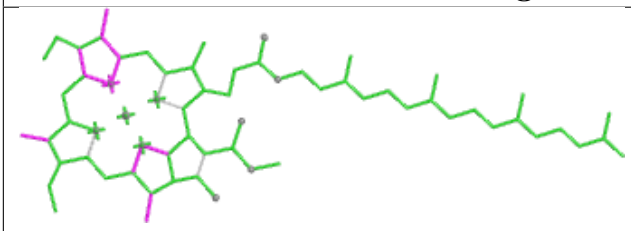

Bond lengths

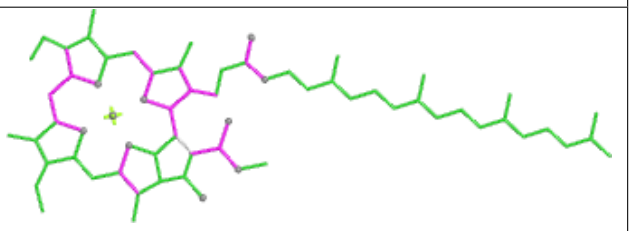

Bond angles

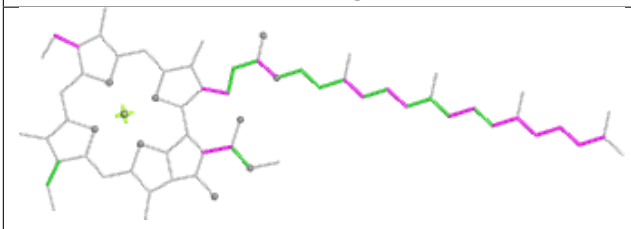

Torsions

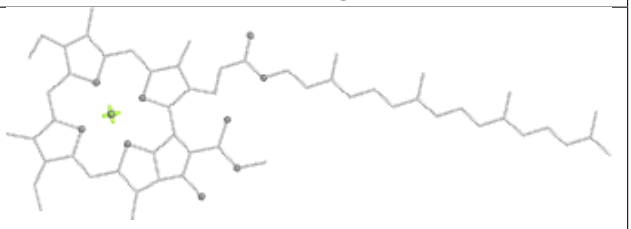

Rings

Ligand SQD AD 407

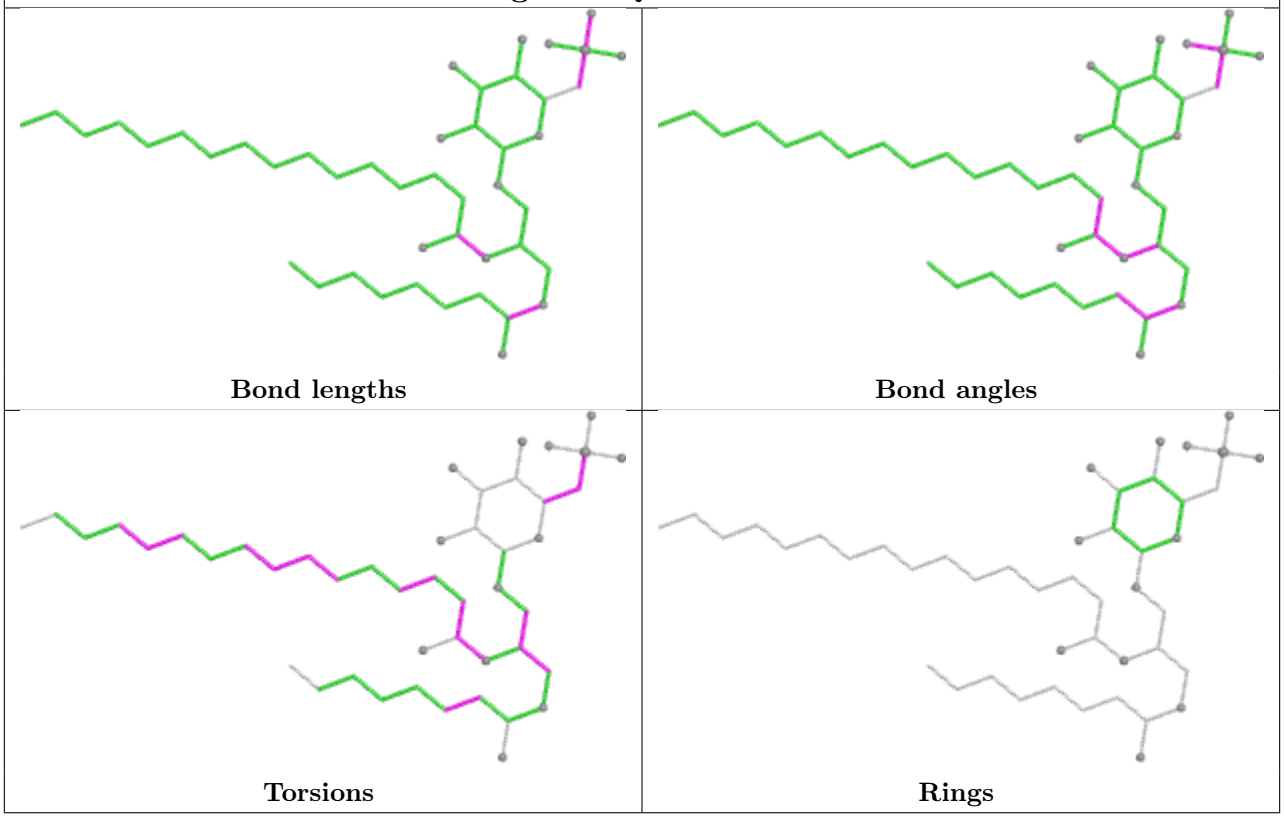

Ligand CYC nK 201

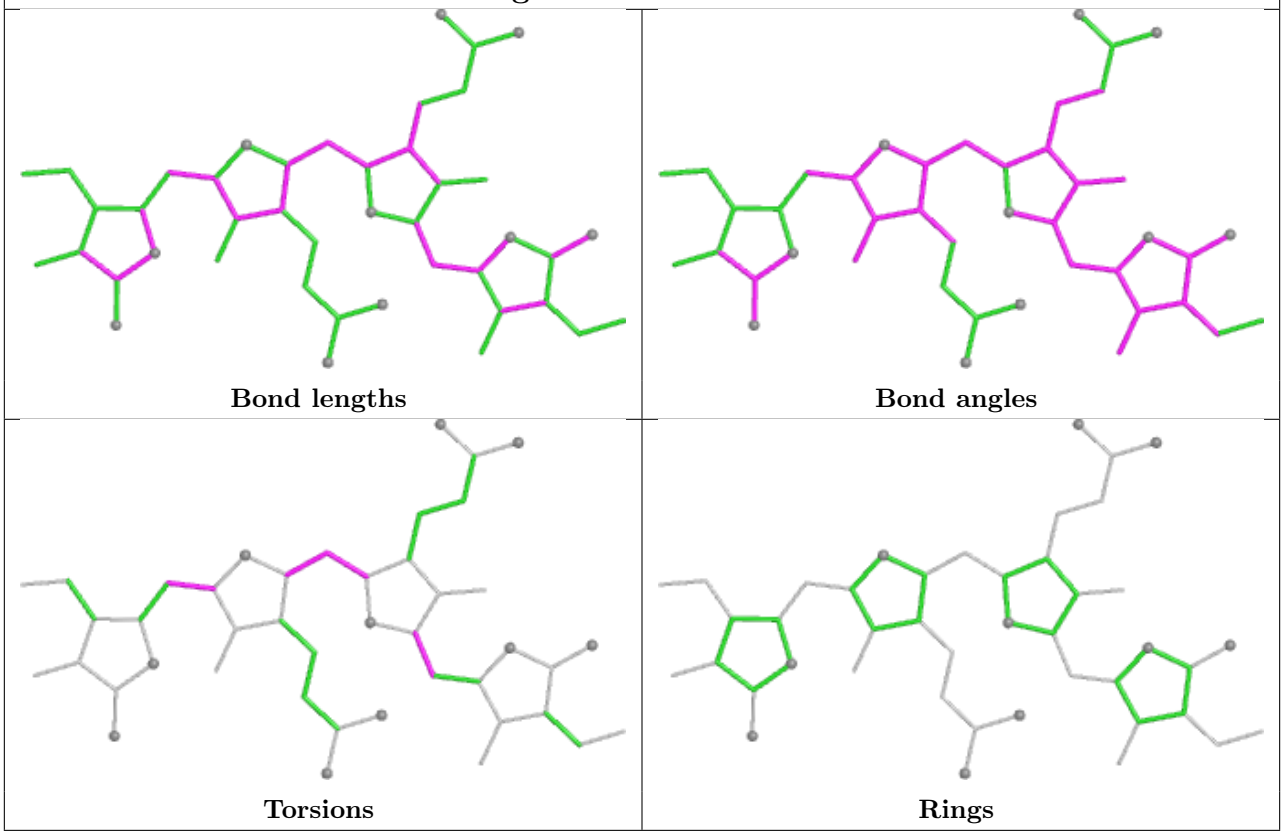

Ligand CYC QG 201

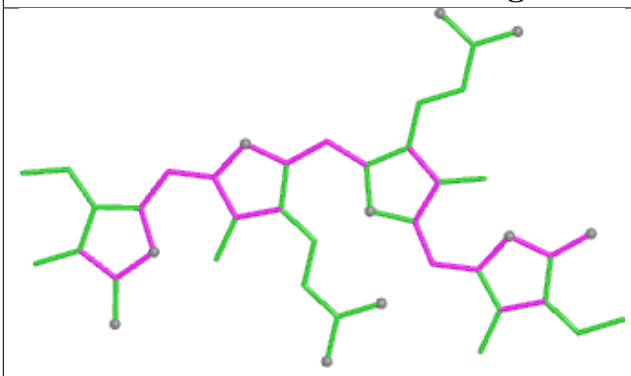

Bond lengths

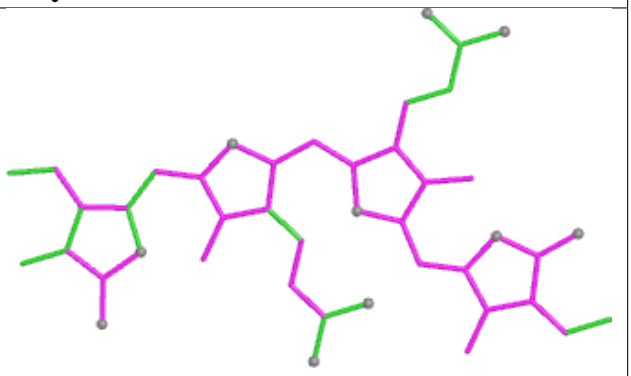

Bond angles

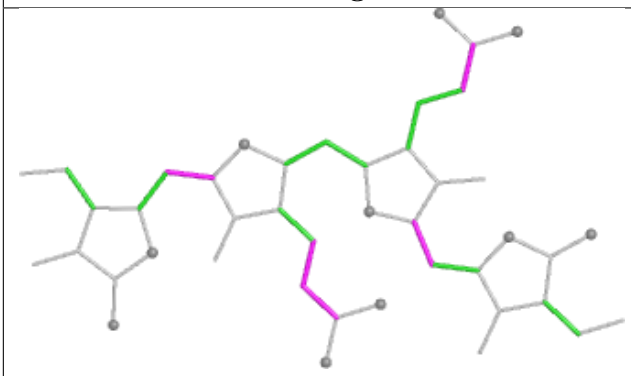

Torsions

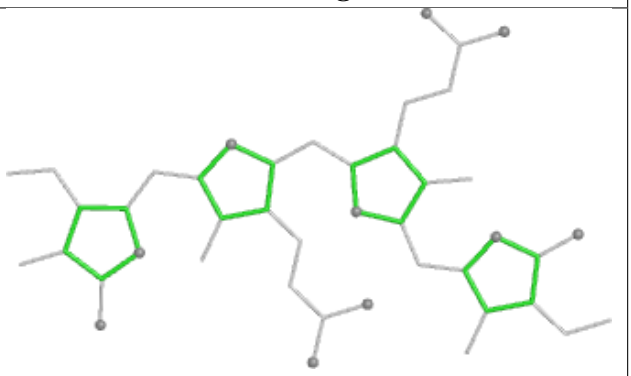

Rings

Ligand CYC eI 201

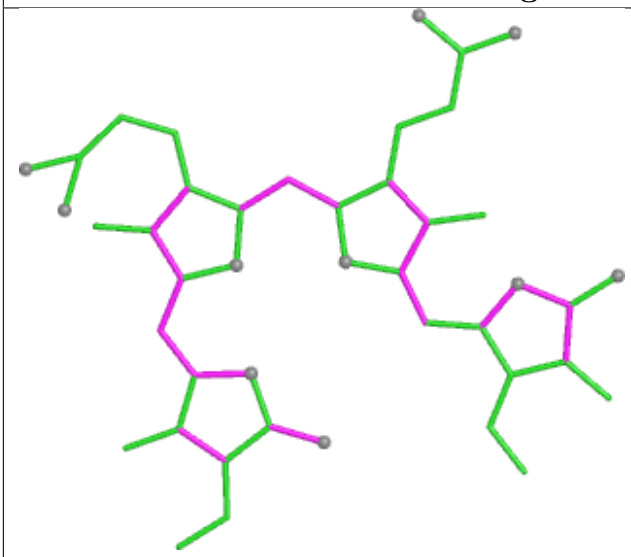

Bond lengths

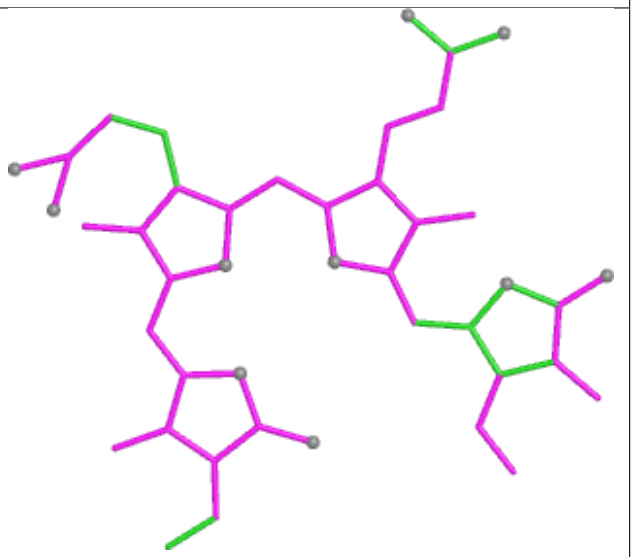

Bond angles

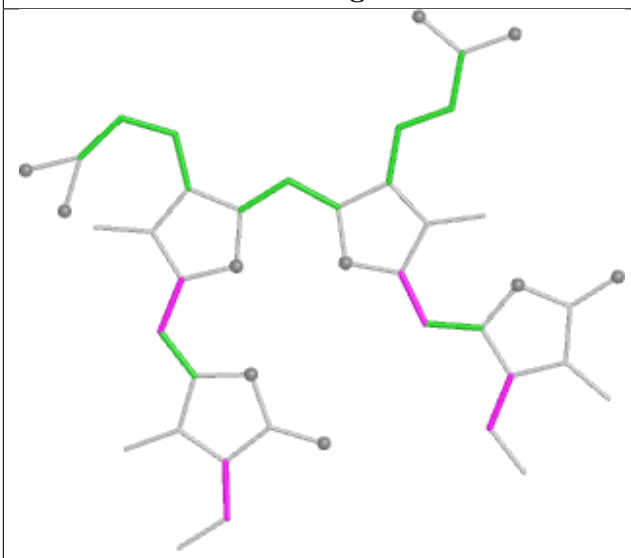

Torsions

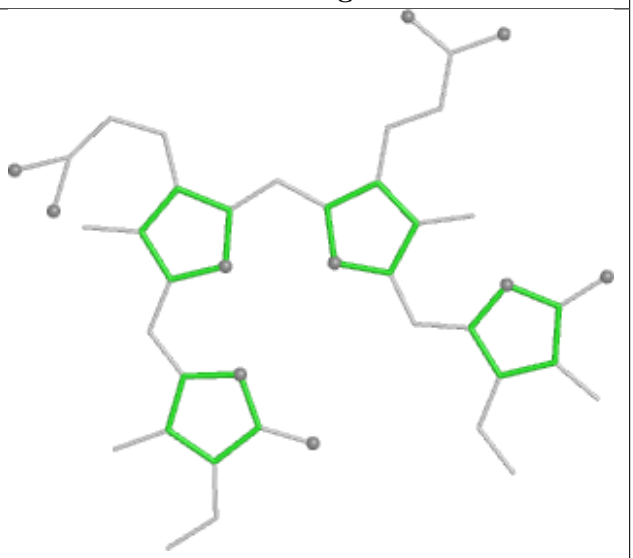

Rings

Ligand CYC AG 201

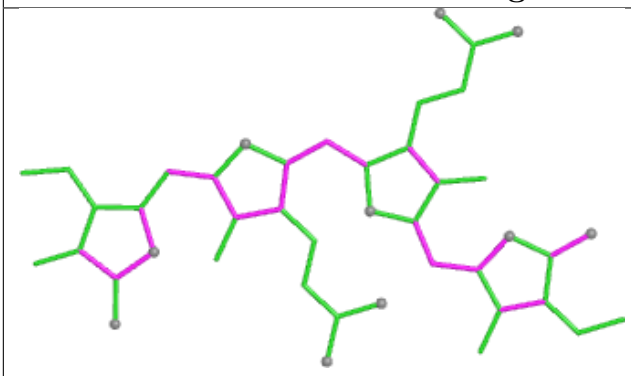

Bond lengths

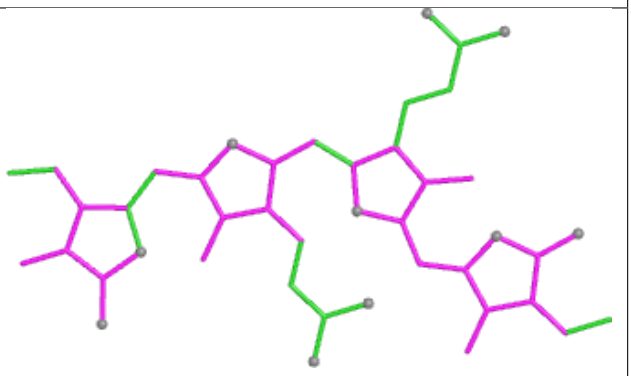

Bond angles

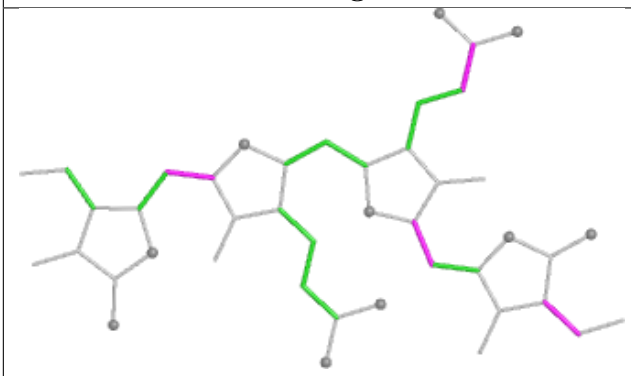

Torsions

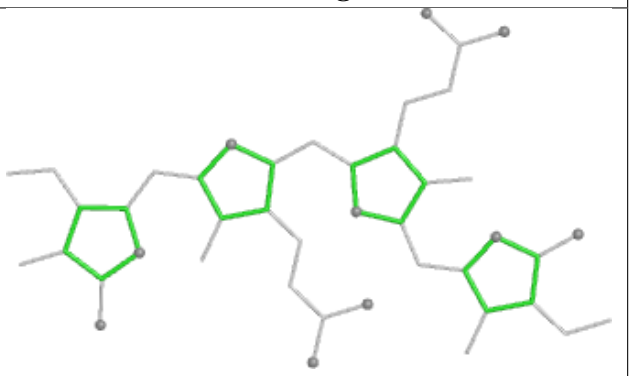

Rings

Ligand CYC hF 201

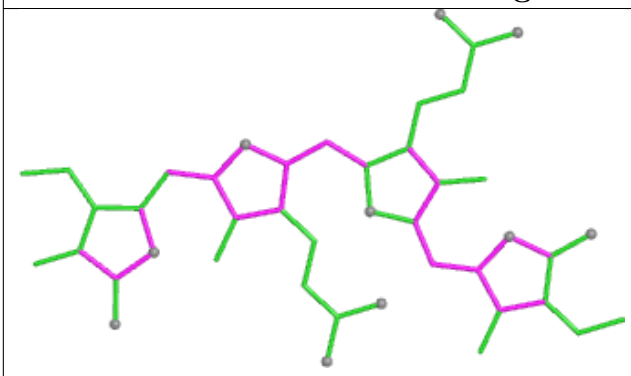

Bond lengths

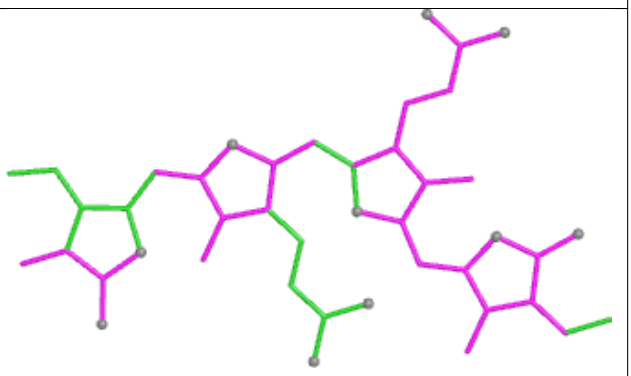

Bond angles

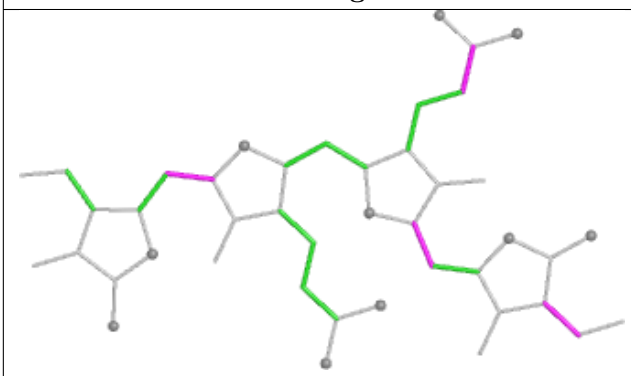

Torsions

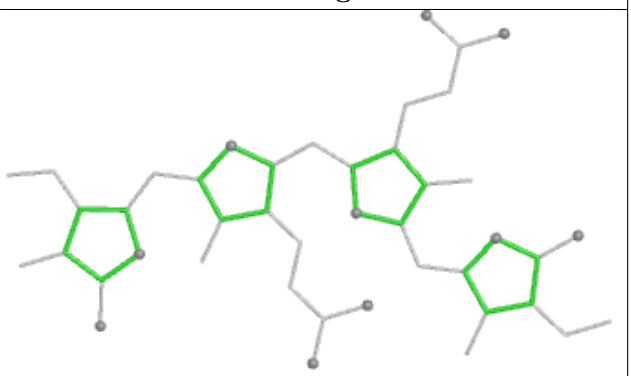

Rings

Ligand CLA C1 506

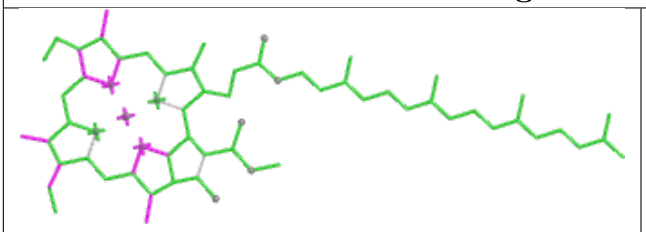

Bond lengths

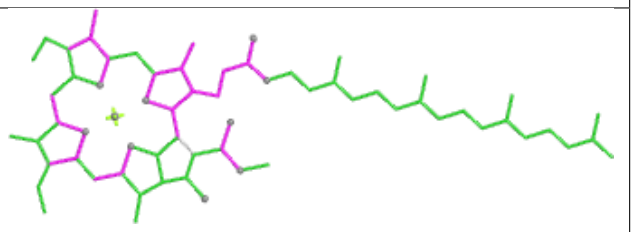

Bond angles

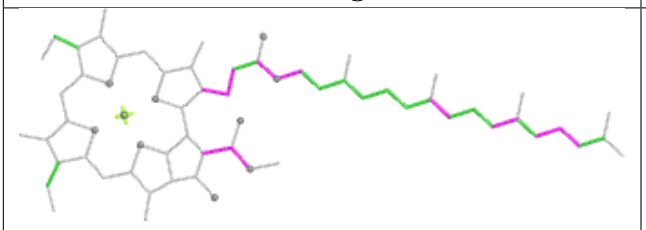

Torsions

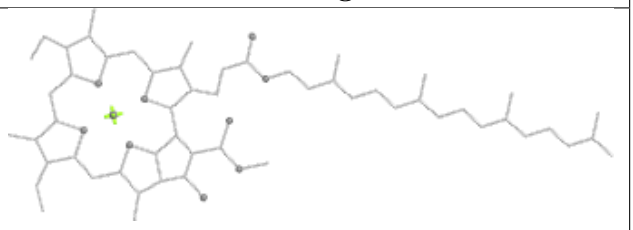

Rings

Ligand LHG BE 620

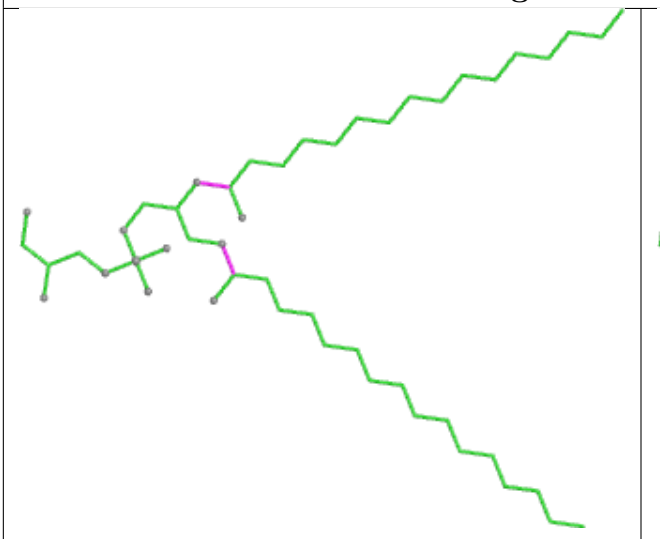

Bond lengths



Bond angles

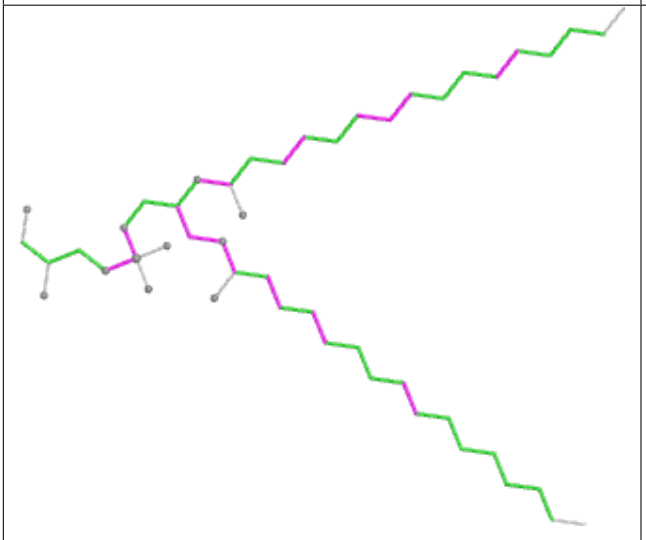

Torsions

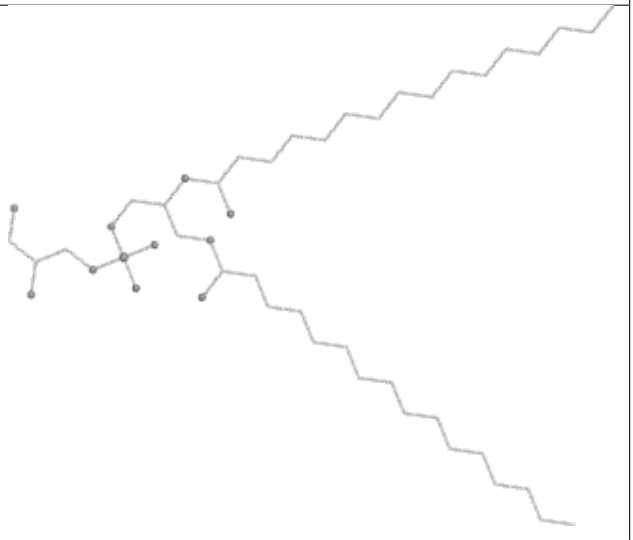

Rings

Ligand BCR IE 102

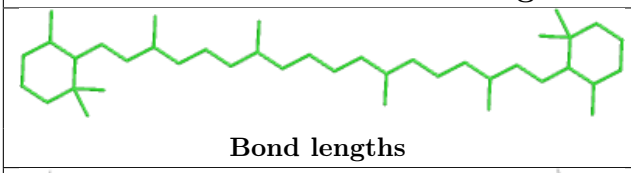

Bond lengths

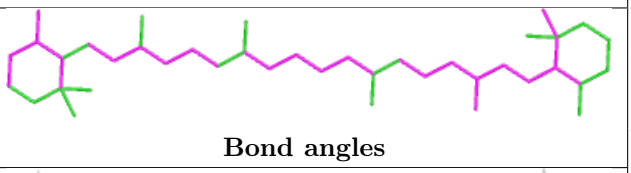

Bond angles



Torsions

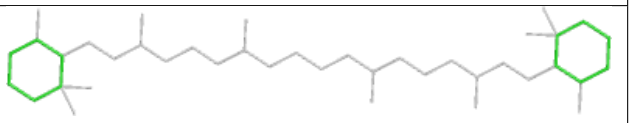

Rings

Ligand LMT dD 413

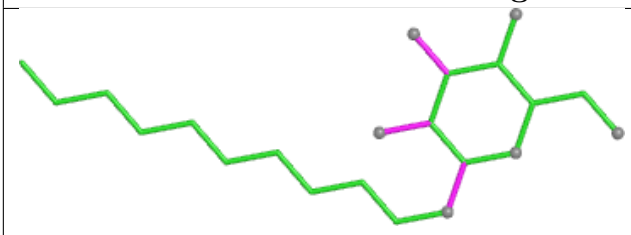

Bond lengths



Bond angles

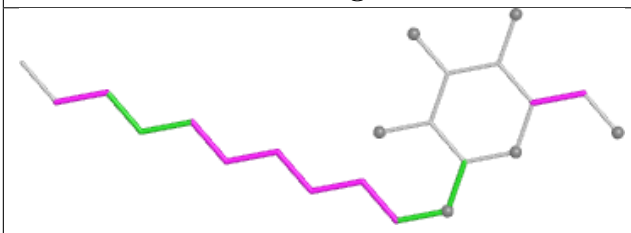

Torsions

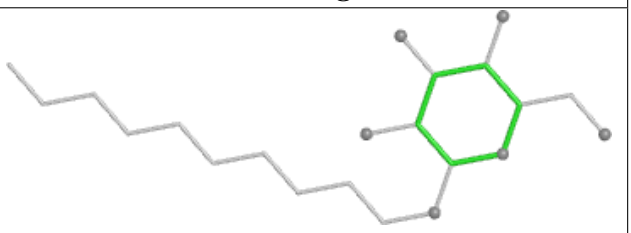

Rings

Ligand CYC d7 201

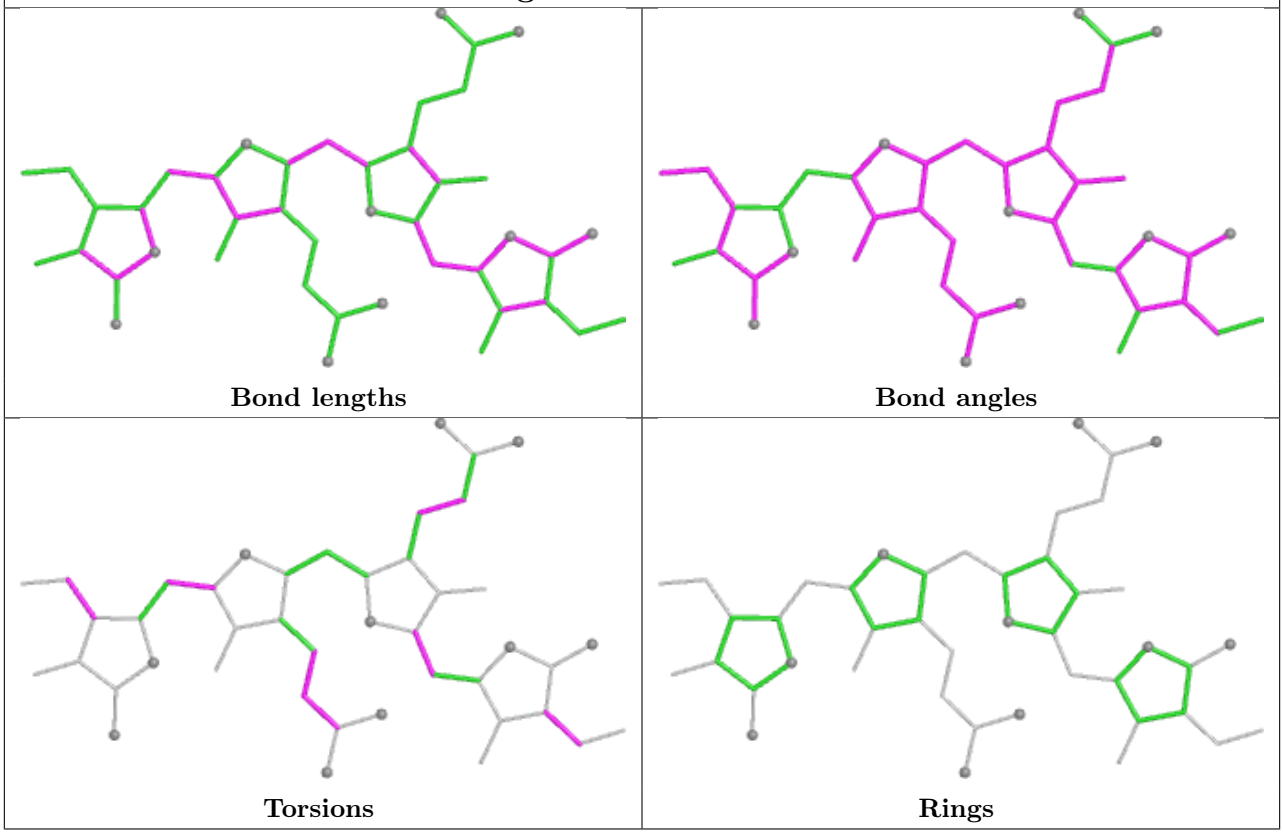

Ligand CYC g7 201

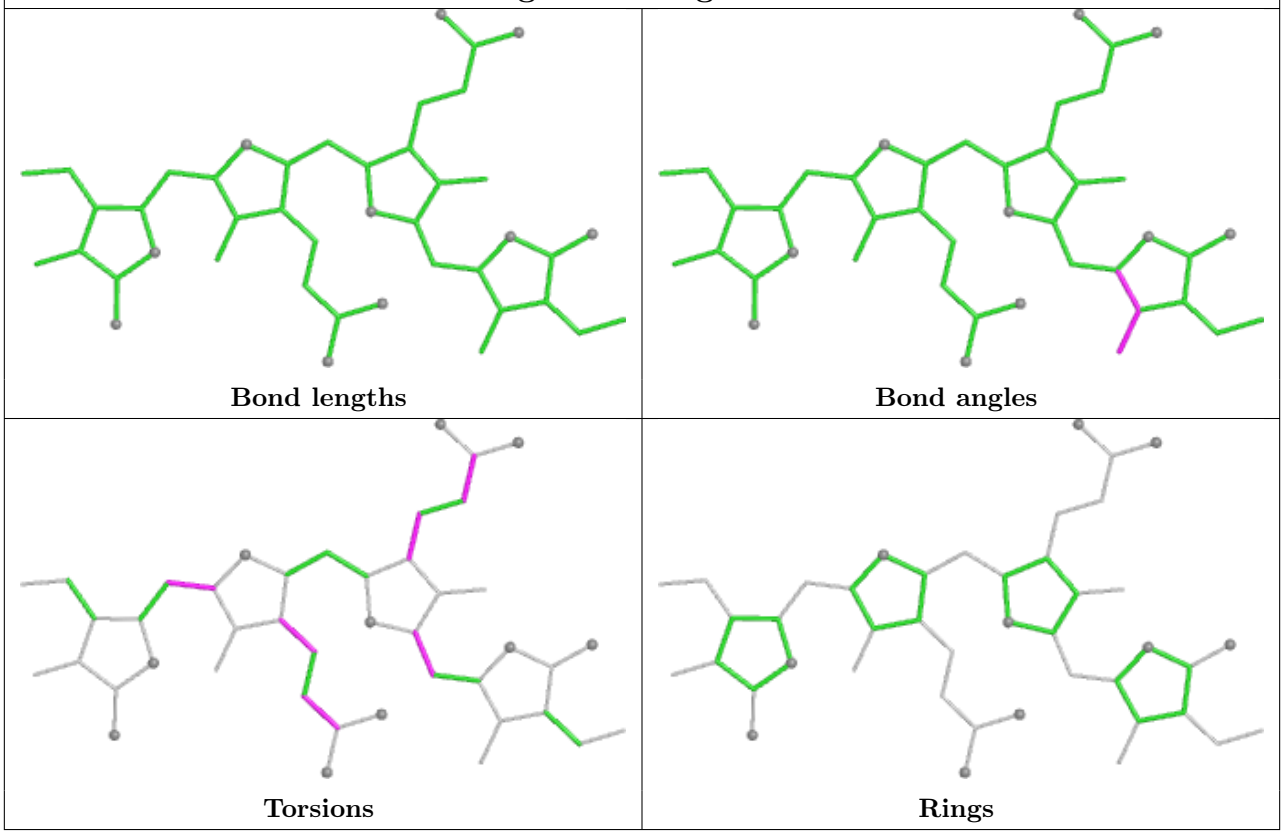

Ligand LMG a1 410

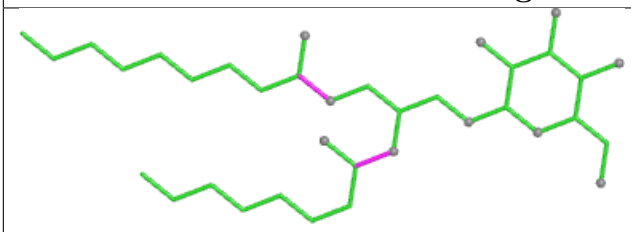
Bond lengths

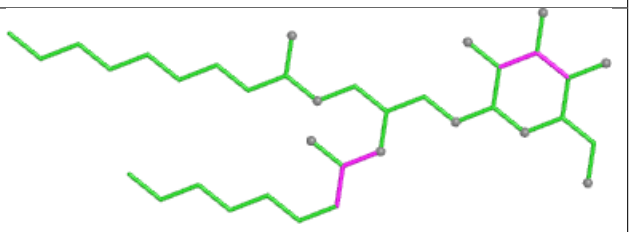
Bond angles

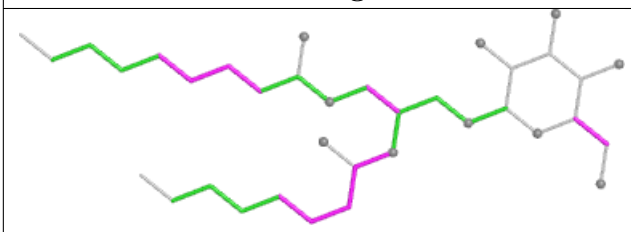
Torsions

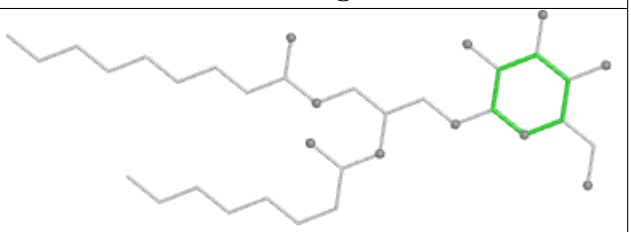
Rings

Ligand LMT d1 412


Bond lengths


Bond angles


Torsions

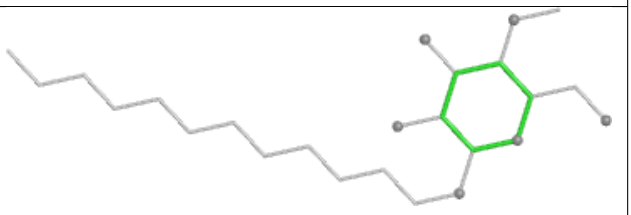
Rings

Ligand LMT DE 413

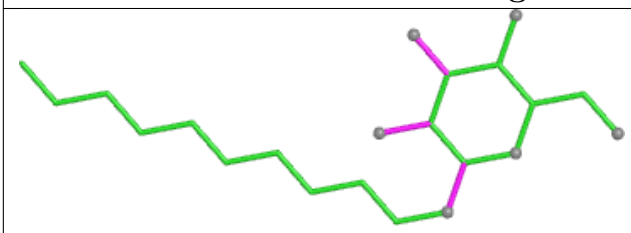
Bond lengths

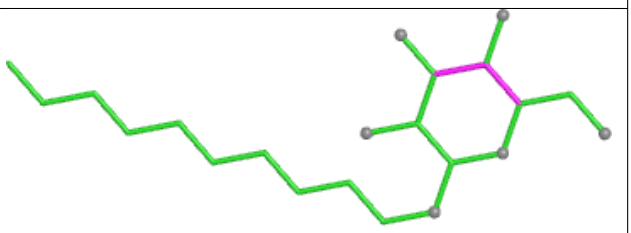
Bond angles

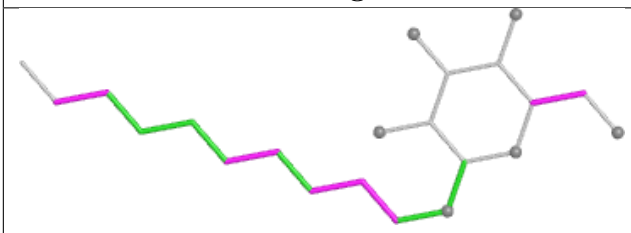
Torsions

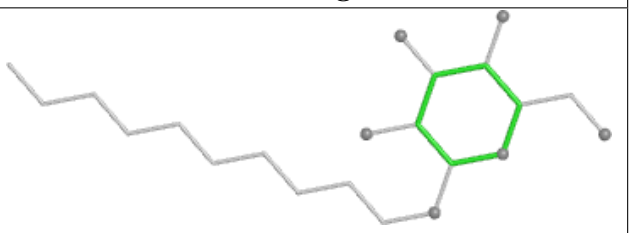
Rings

Ligand BCR d1 407


Bond lengths

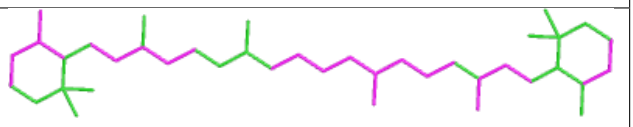
Bond angles


Torsions

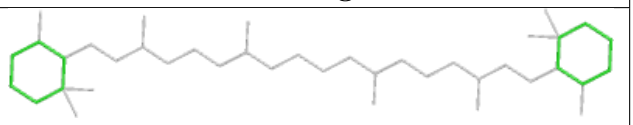
Rings

Ligand CLA cE 510

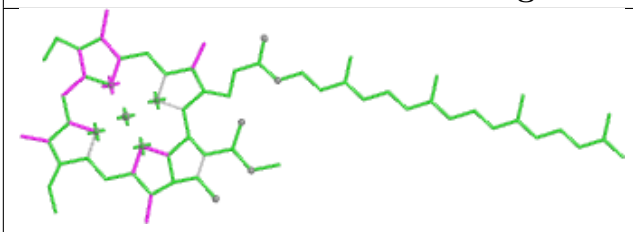
Bond lengths

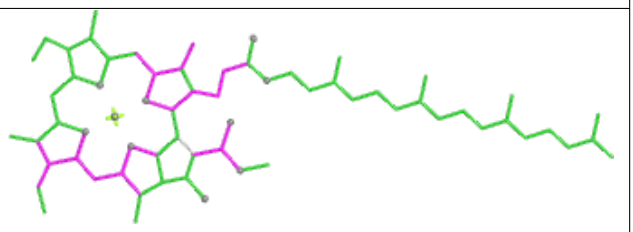
Bond angles

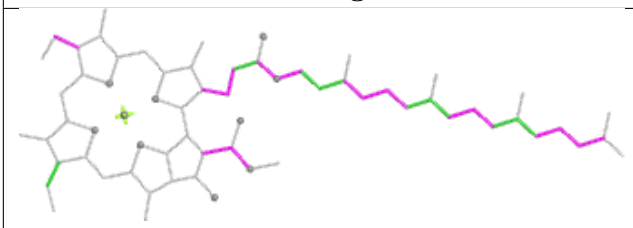
Torsions

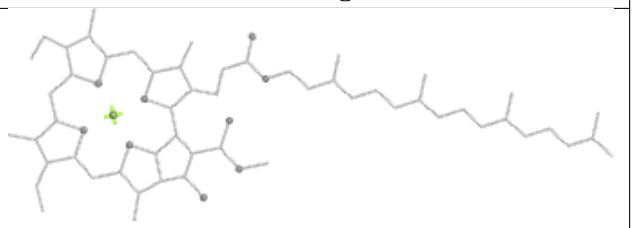
Rings

Ligand CLA CE 512

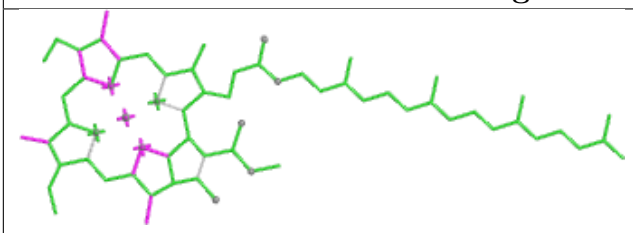
Bond lengths

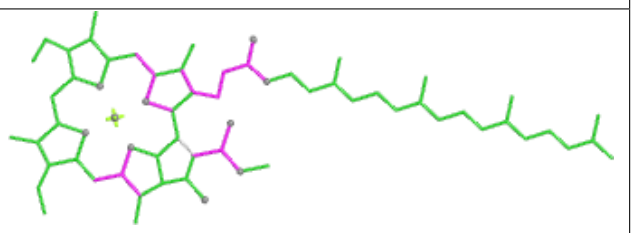
Bond angles

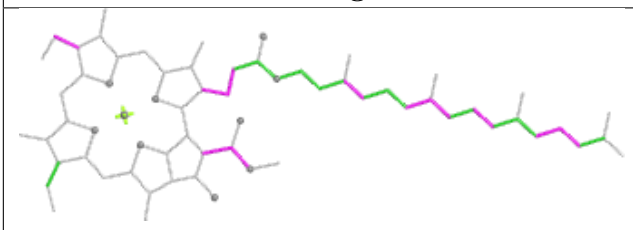
Torsions

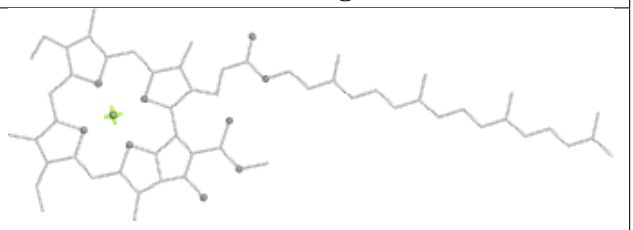
Rings

Ligand CLA BD 607

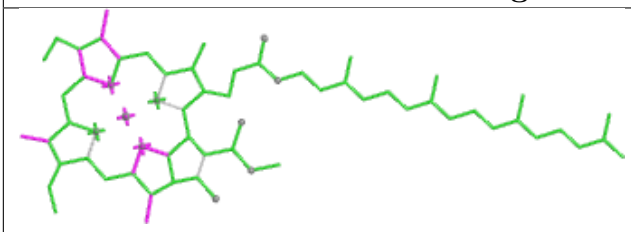

Bond lengths

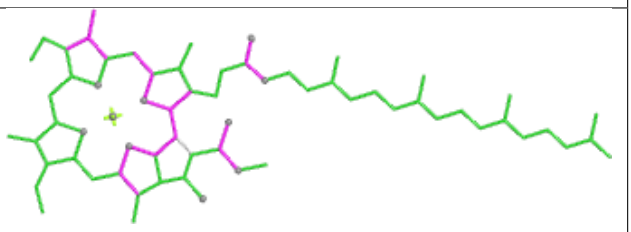

Bond angles

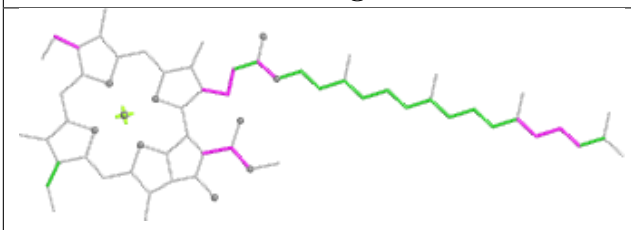

Torsions

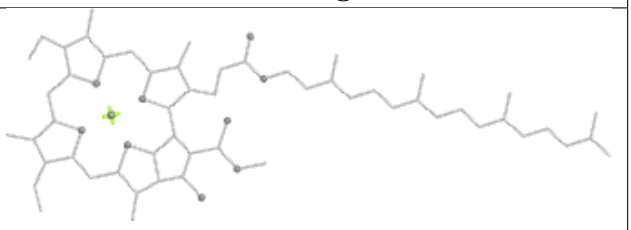

Rings

Ligand CLA cE 505

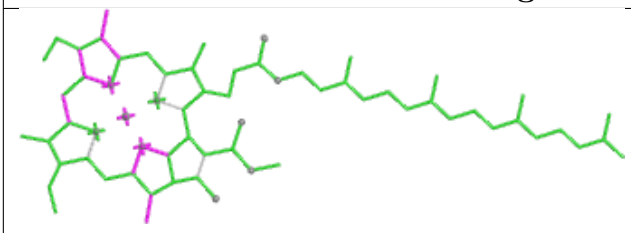

Bond lengths

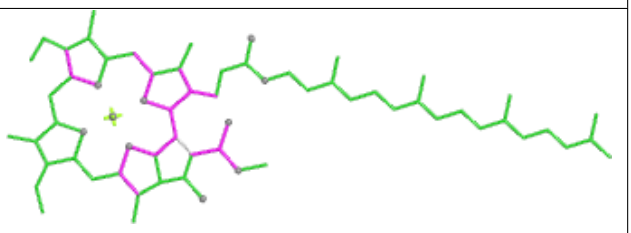

Bond angles

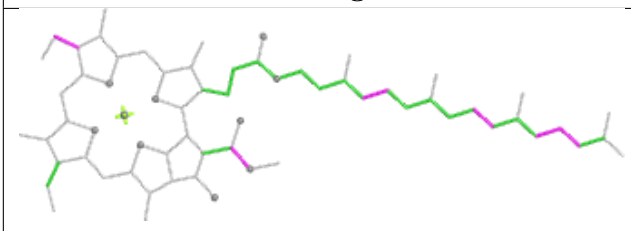

Torsions

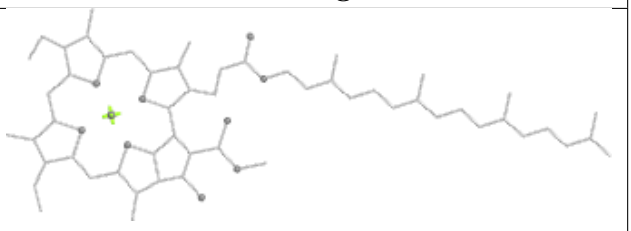

Rings

Ligand LHG DE 410

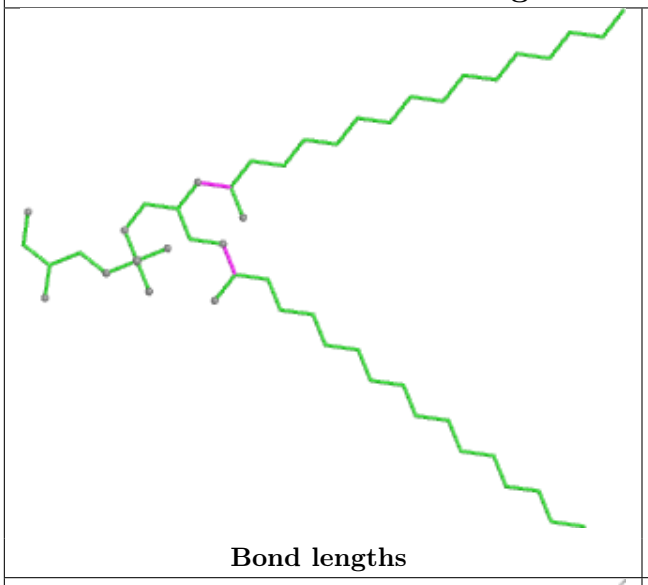

Bond lengths

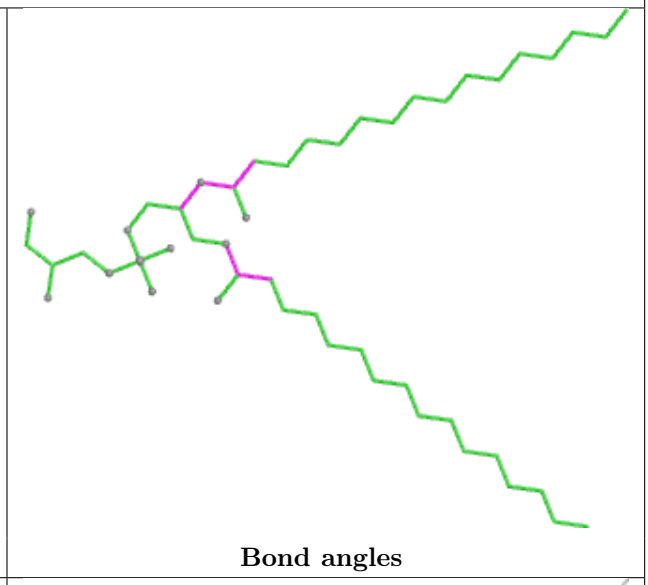

Bond angles

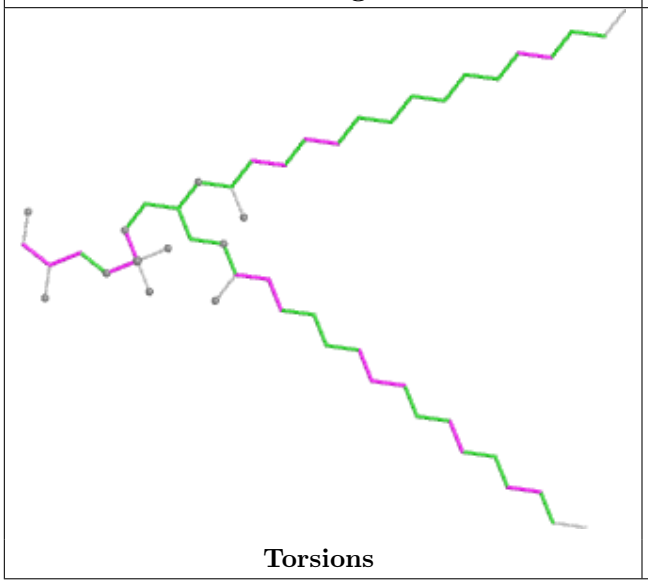

Torsions

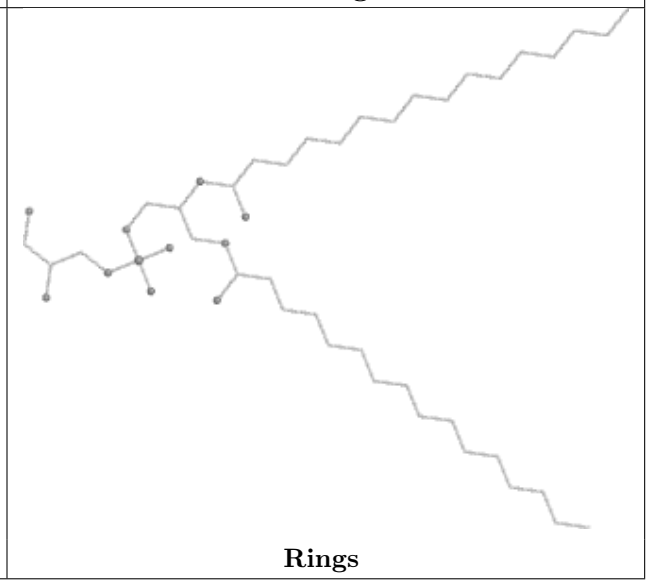

Rings

Ligand CYC MG 201

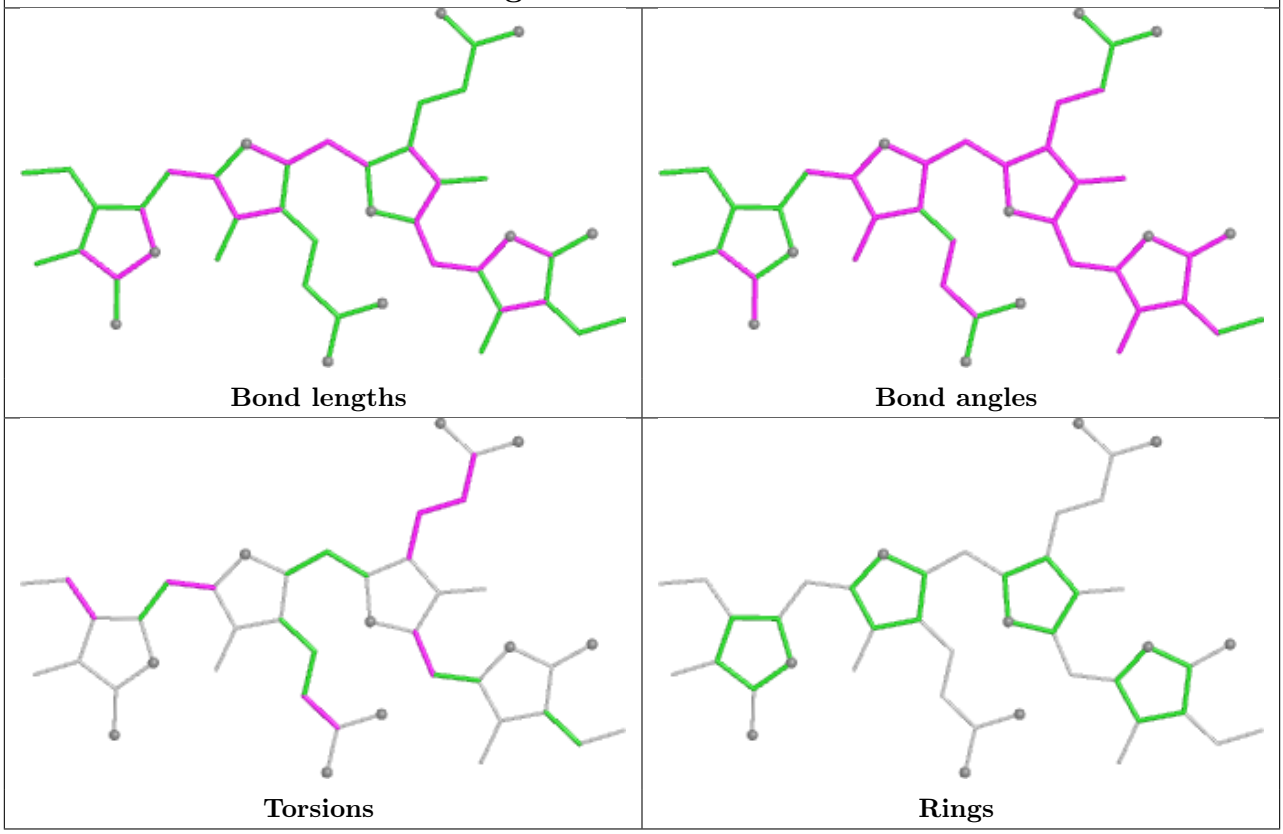

Ligand CYC ZK 201

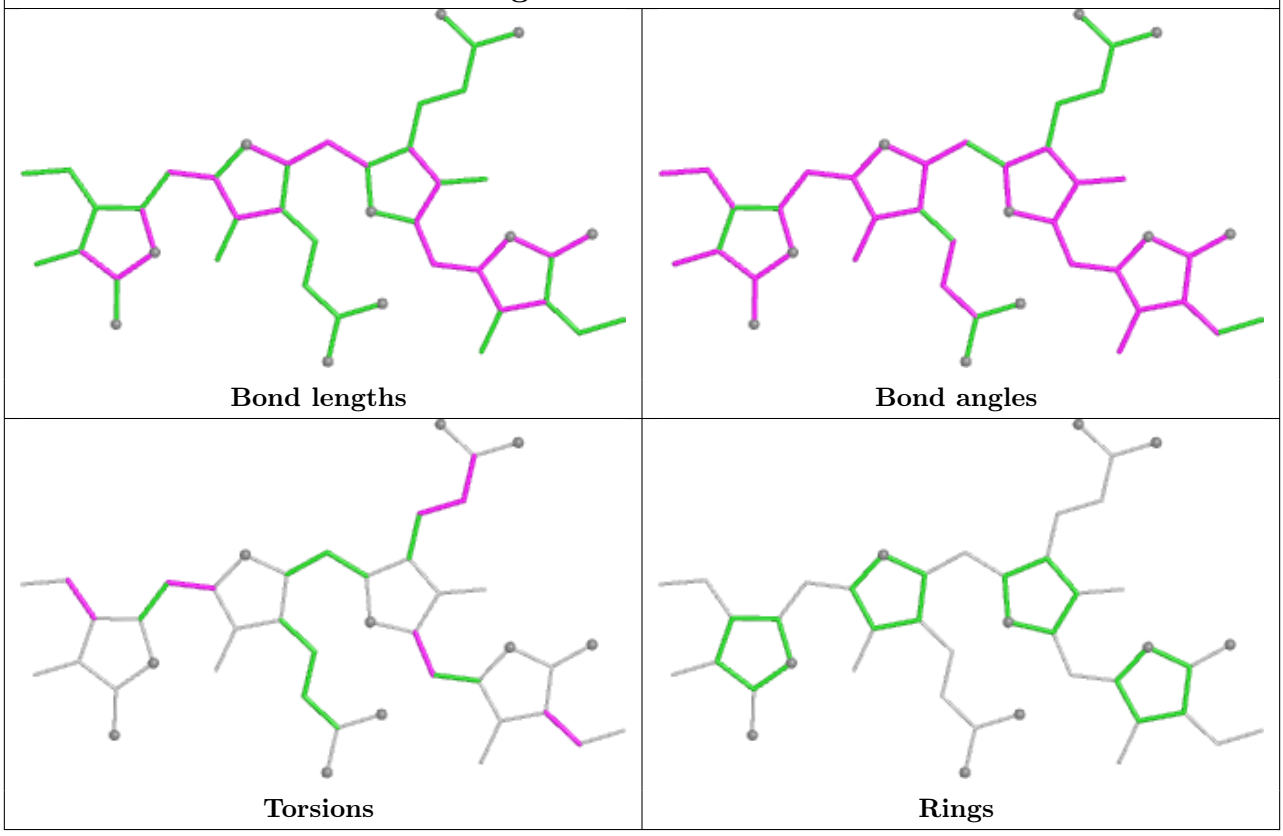

Ligand DGD JD 101

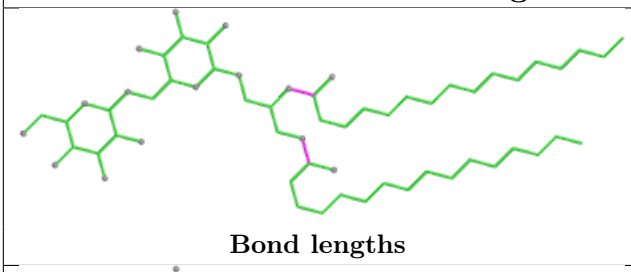

Bond lengths

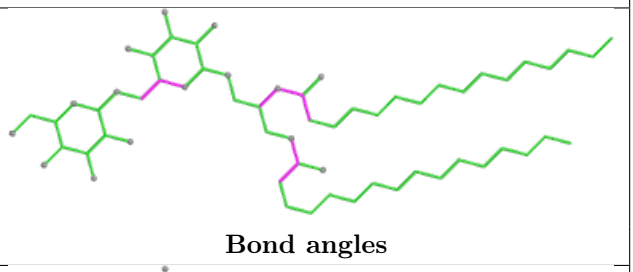

Bond angles

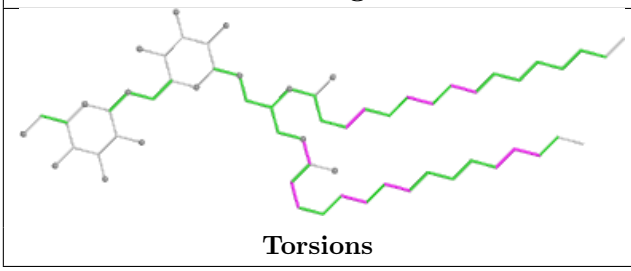

Torsions

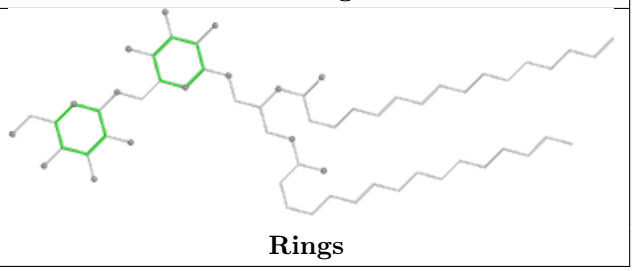

Rings

Ligand CYC gI 301

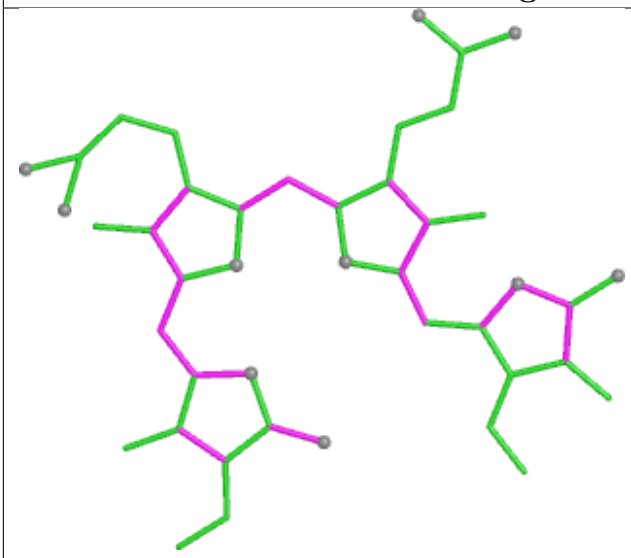

Bond lengths

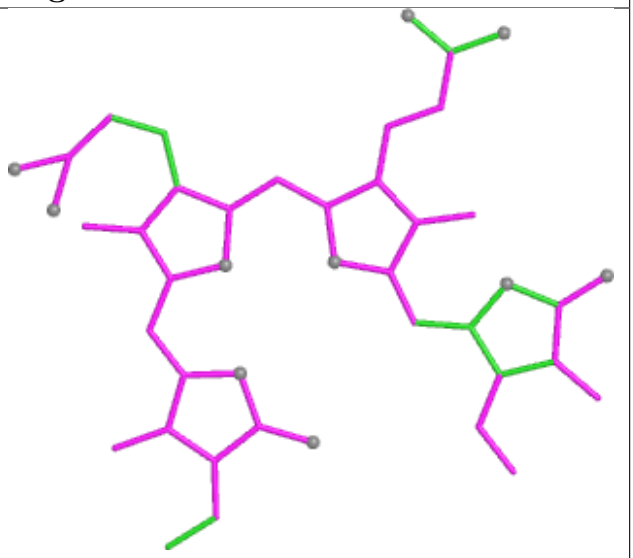

Bond angles

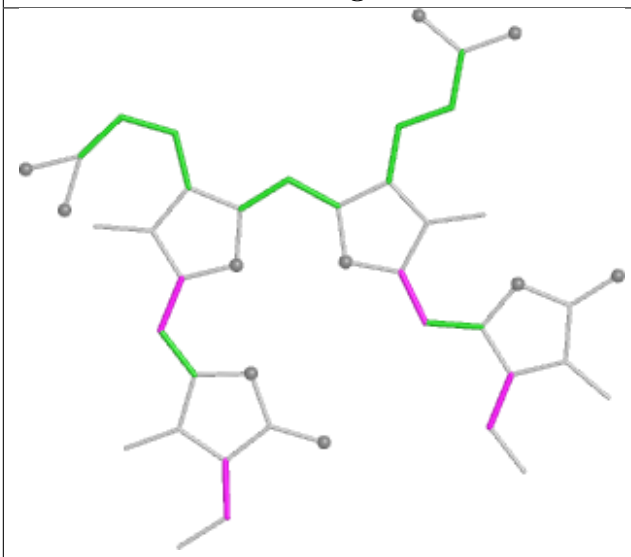

Torsions

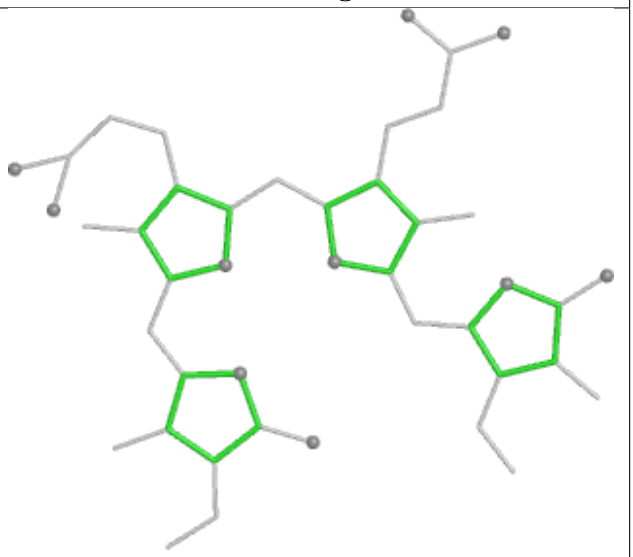

Rings

Ligand BCR B1 616

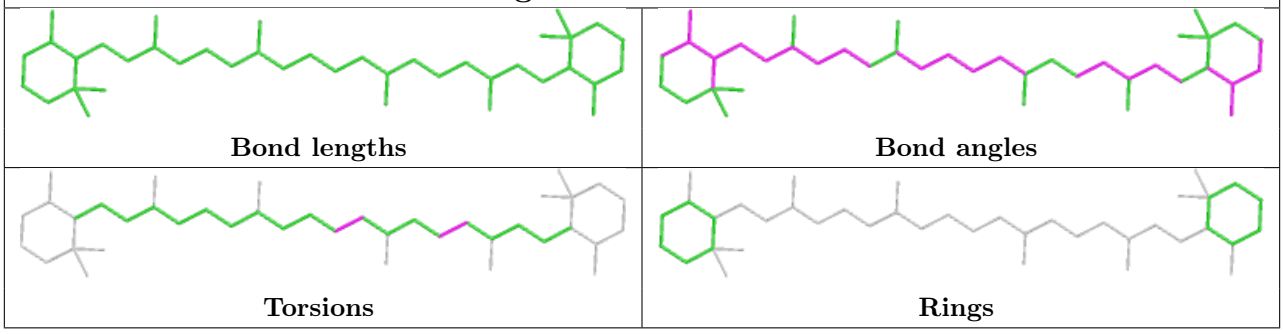

Ligand LHG d1 410

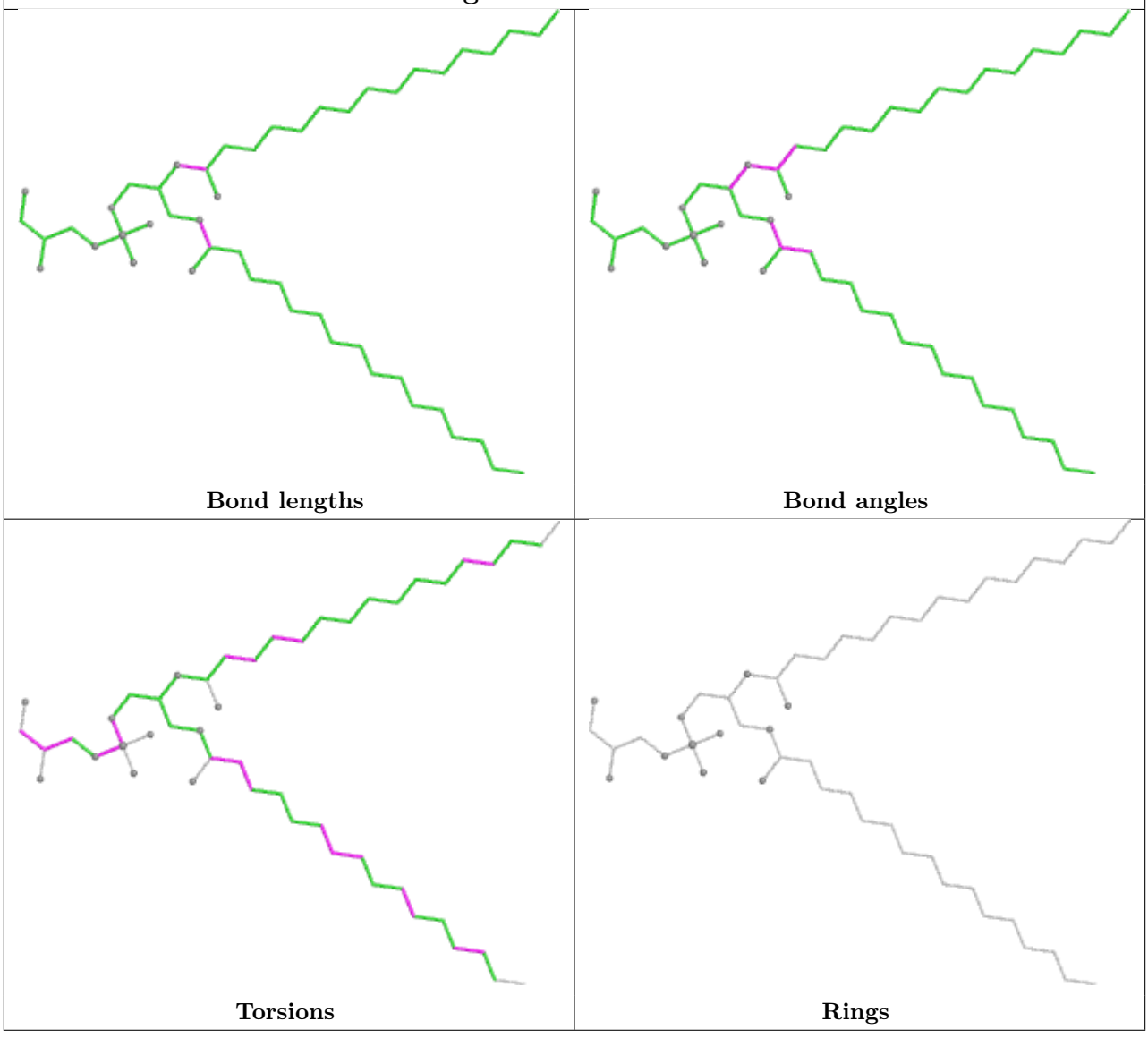

Ligand CLA C1 513

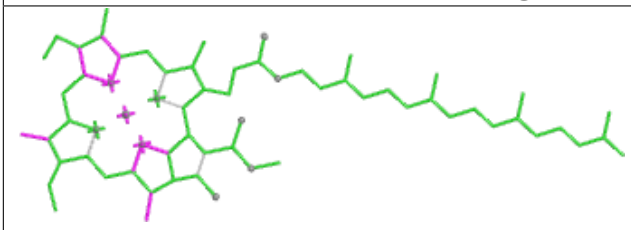

Bond lengths

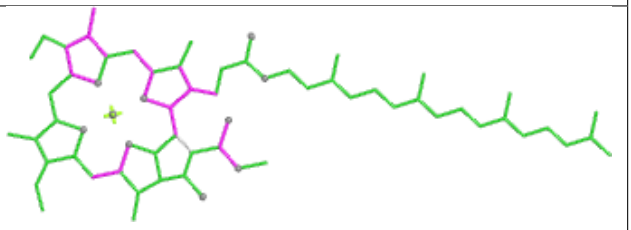

Bond angles

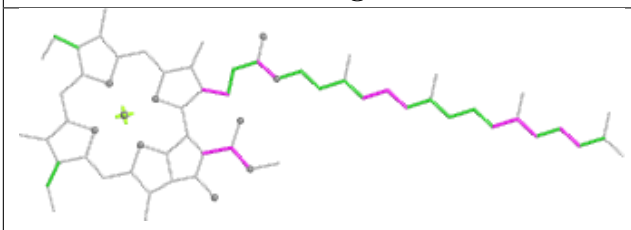

Torsions

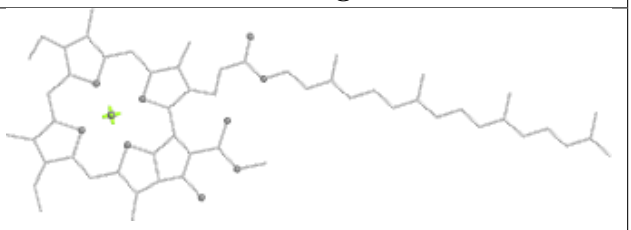

Rings

Ligand CYC dC 201

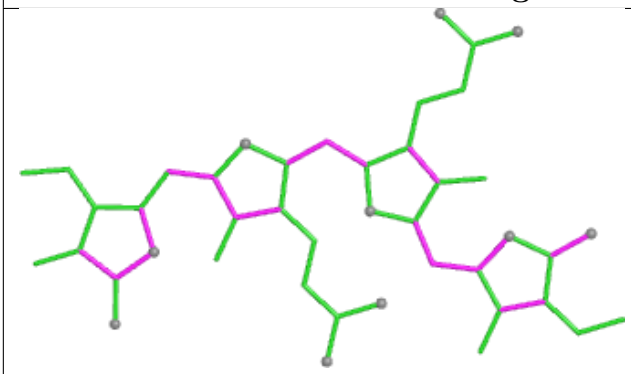

Bond lengths

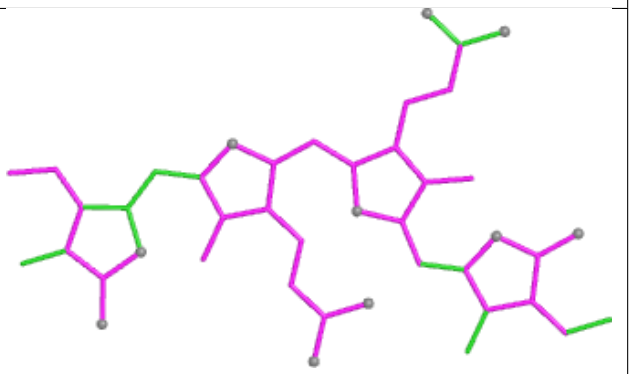

Bond angles

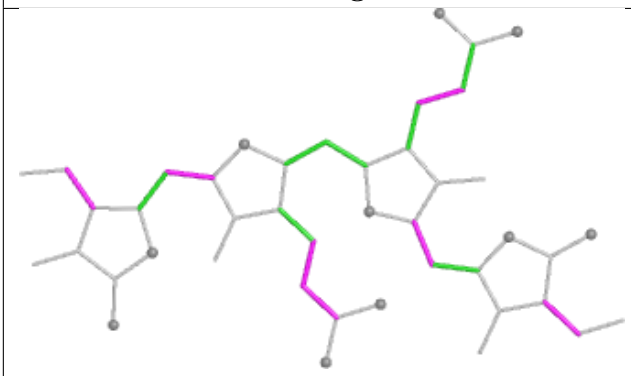

Torsions

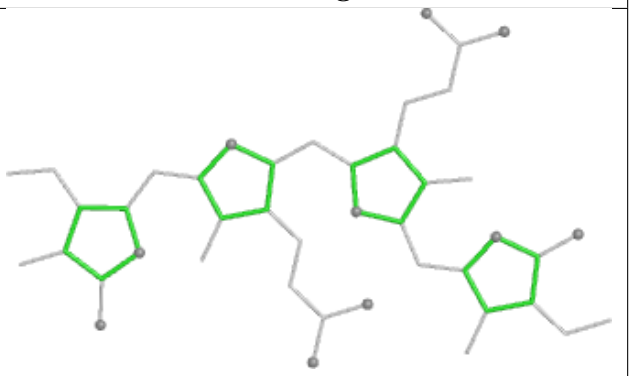

Rings

Ligand CLA h1 102	
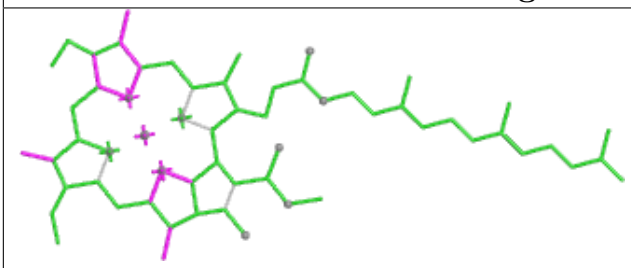 Bond lengths	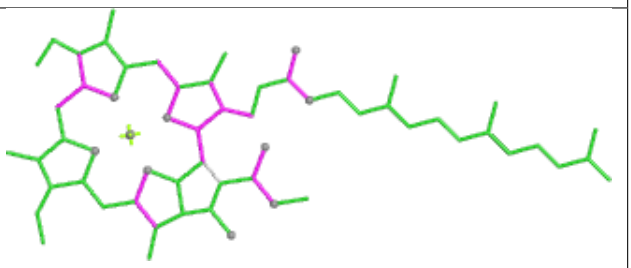 Bond angles
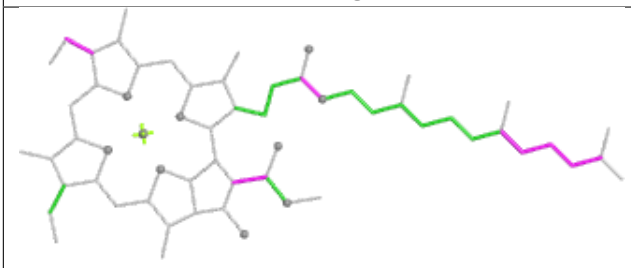 Torsions	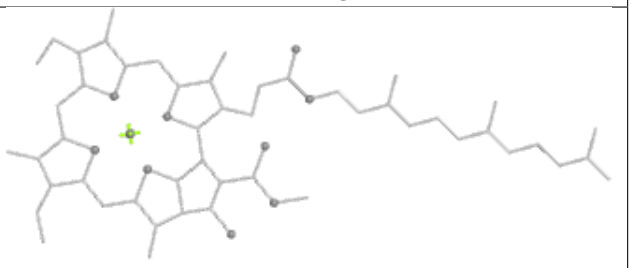 Rings

Ligand CYC OL 201	
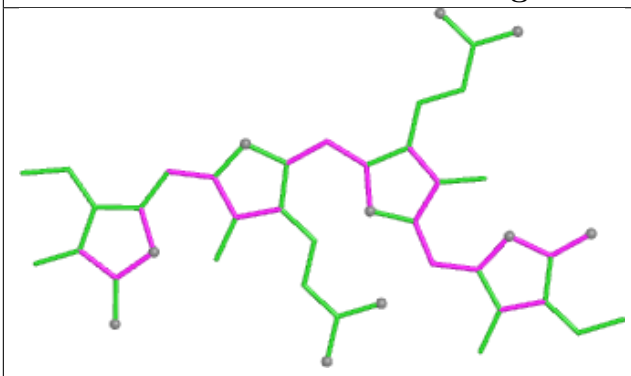 Bond lengths	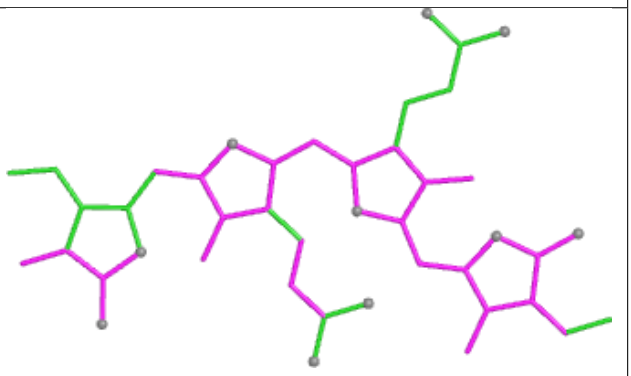 Bond angles
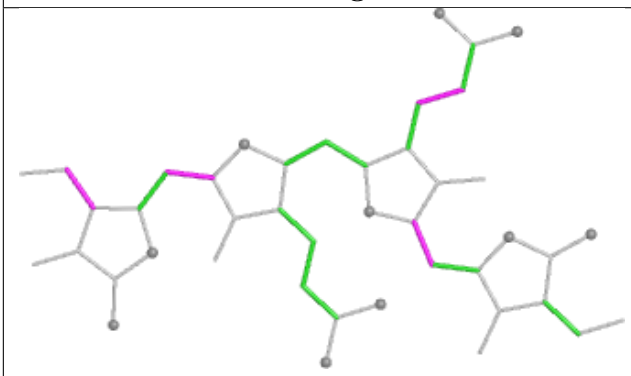 Torsions	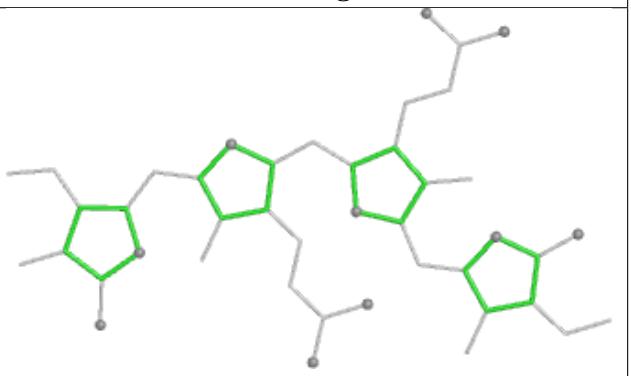 Rings

Ligand CYC 7L 201

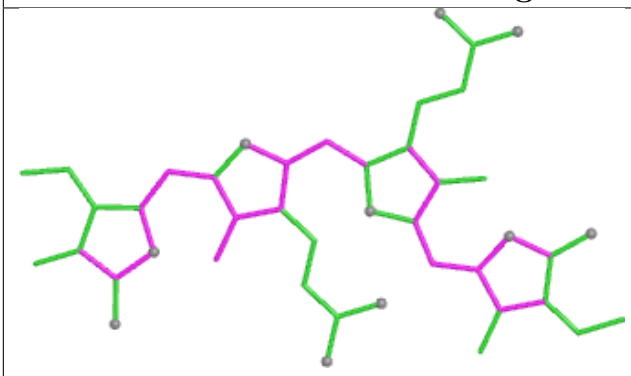

Bond lengths

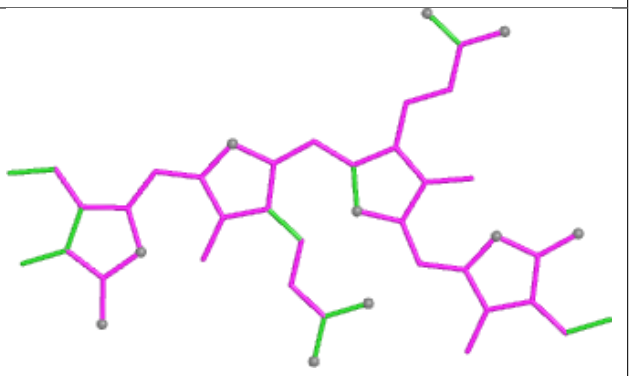

Bond angles

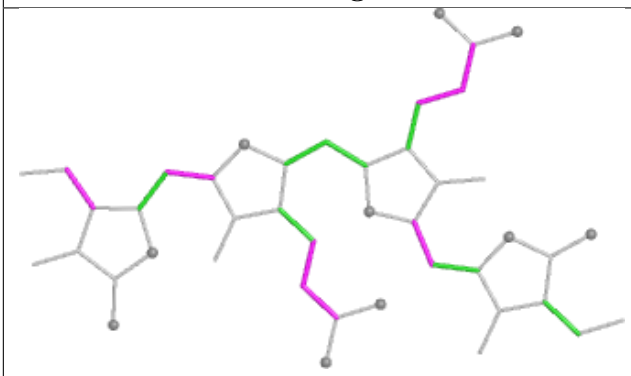

Torsions

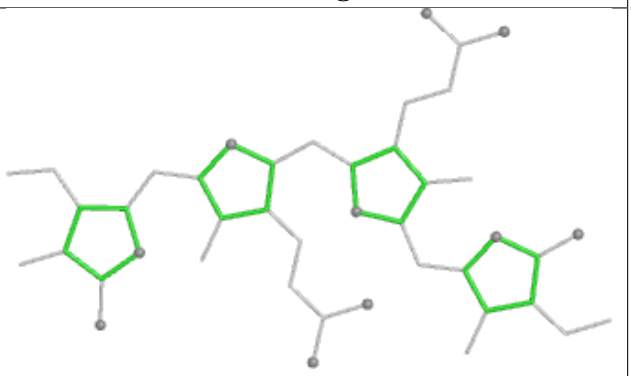

Rings

Ligand BCR b1 617



Bond lengths

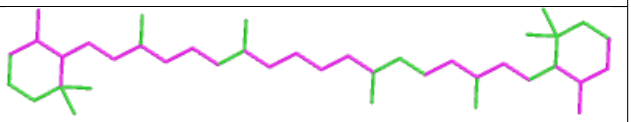

Bond angles

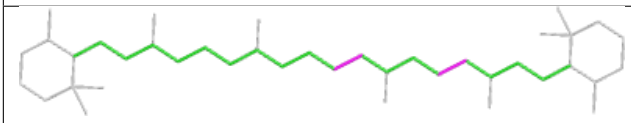

Torsions

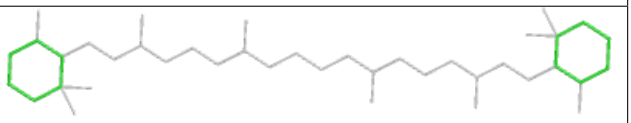

Rings

Ligand CLA C1 505

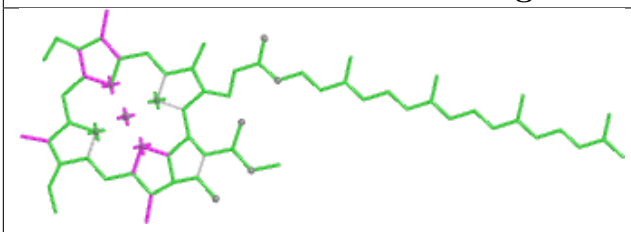

Bond lengths

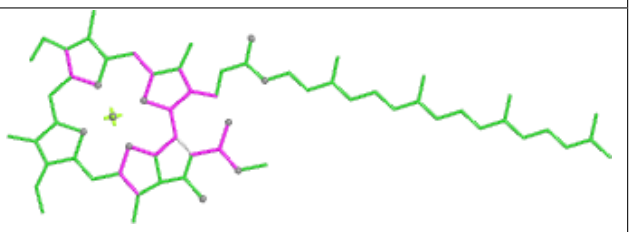

Bond angles

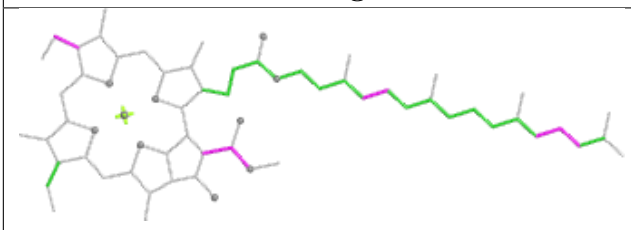

Torsions

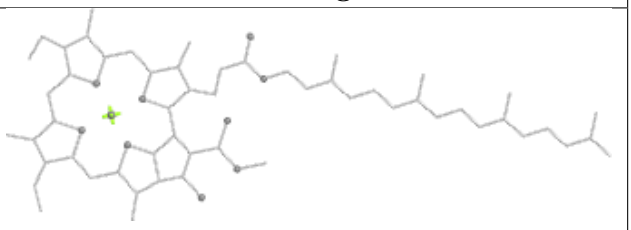

Rings

Ligand BCR i1 101



Bond lengths



Bond angles

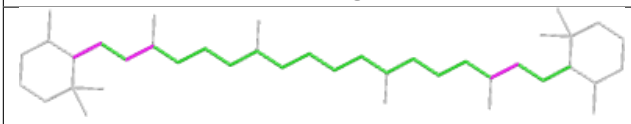

Torsions

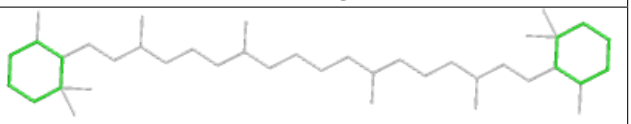

Rings

Ligand CYC j8 201

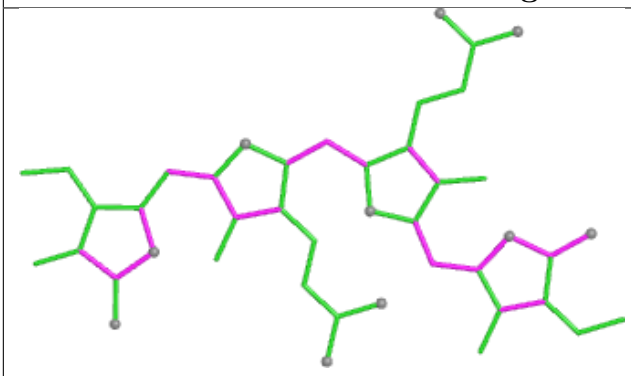

Bond lengths

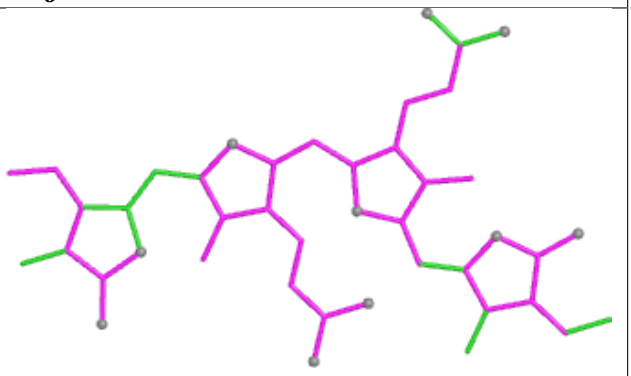

Bond angles

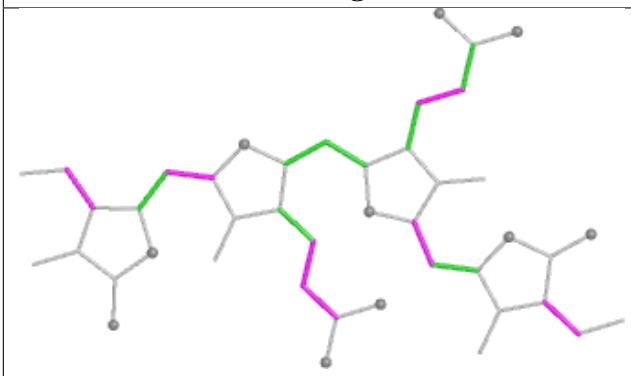

Torsions

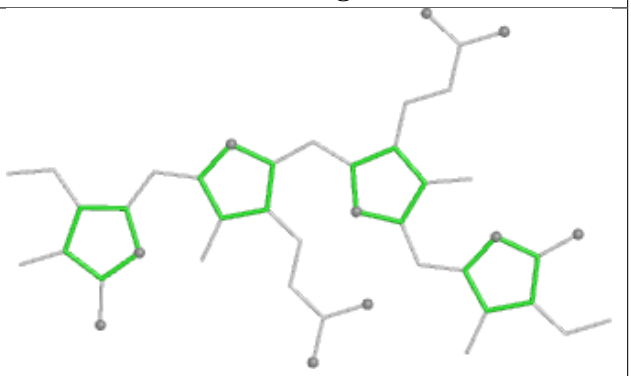

Rings

Ligand CLA HE 103

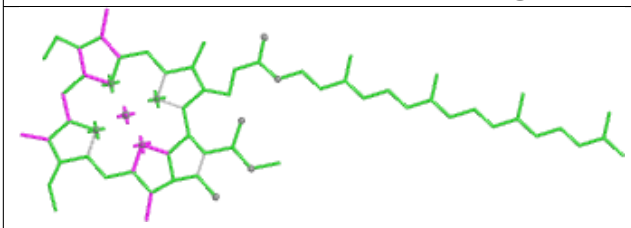

Bond lengths

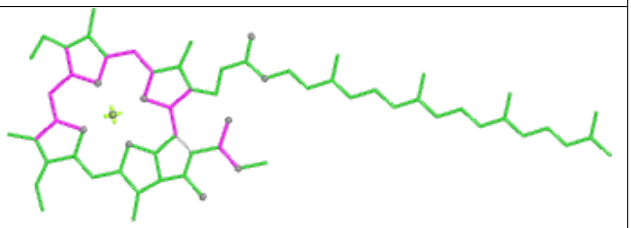

Bond angles

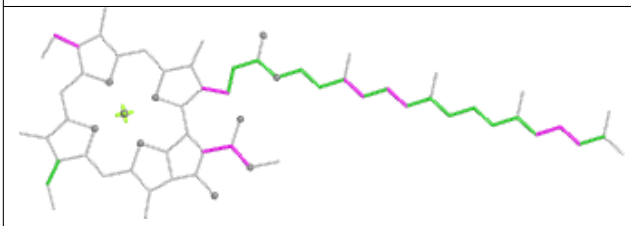

Torsions

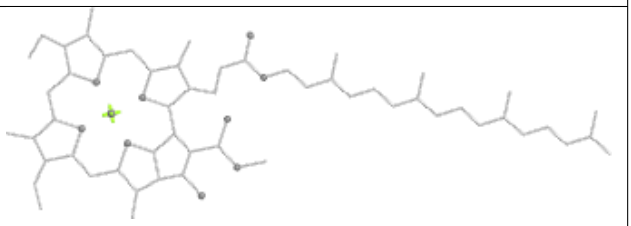

Rings

Ligand LMT cD 501



Bond lengths

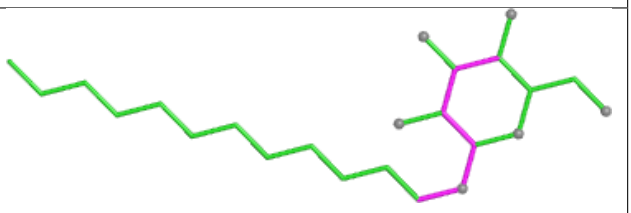

Bond angles



Torsions

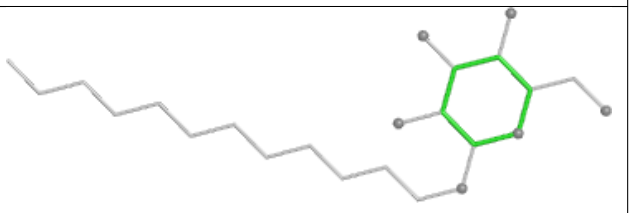

Rings

Ligand CYC e2 202

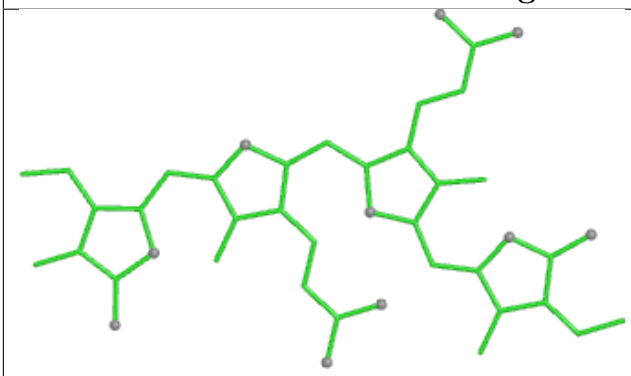

Bond lengths

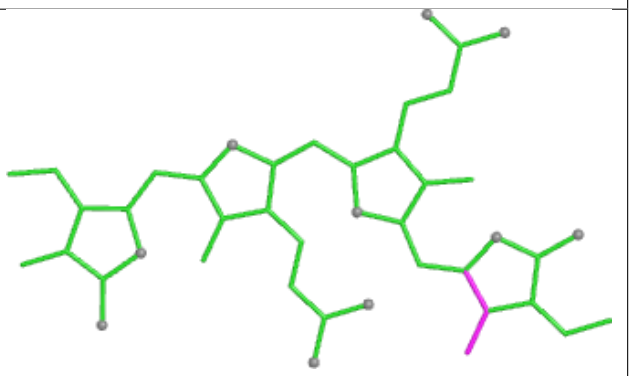

Bond angles

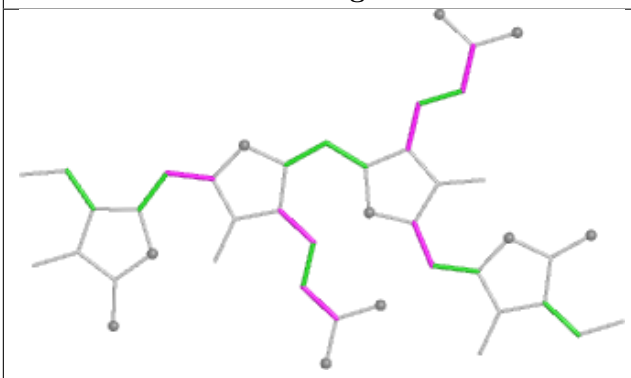

Torsions

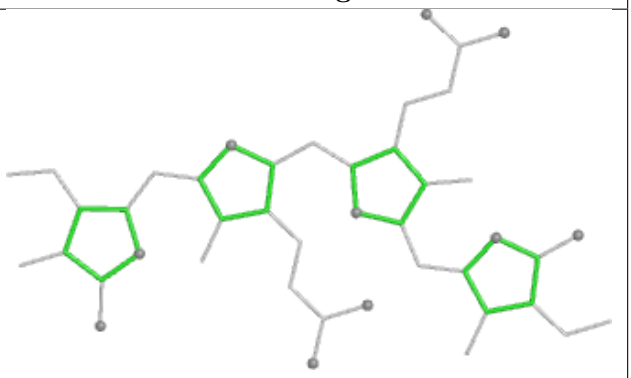

Rings

Ligand CLA b1 611

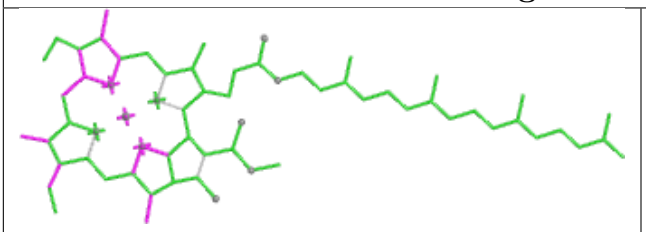

Bond lengths

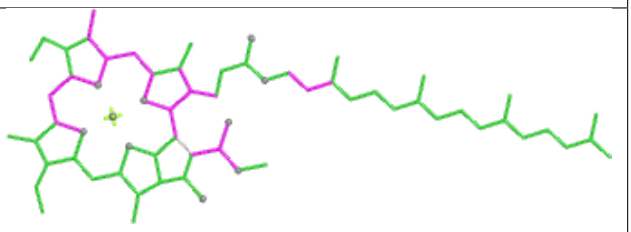

Bond angles

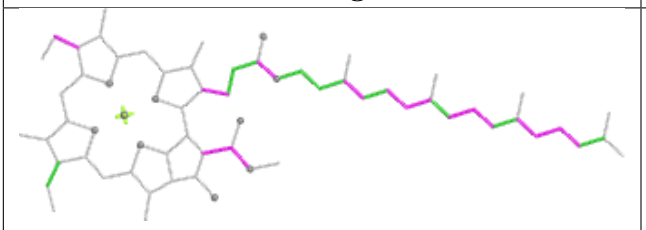

Torsions

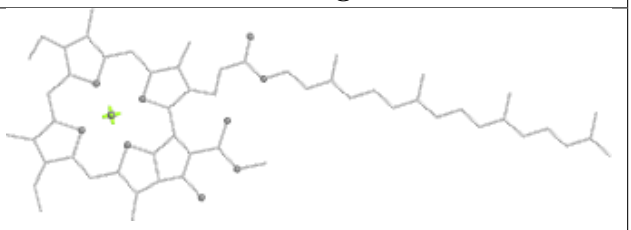

Rings

Ligand LHG dE 410



Bond lengths



Bond angles

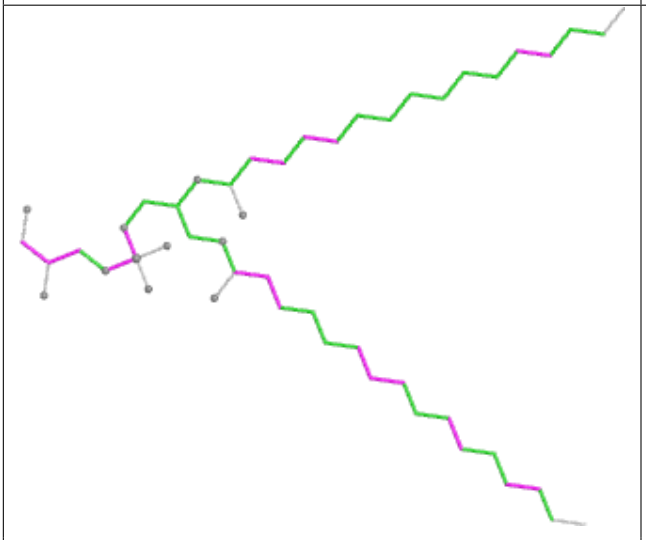

Torsions

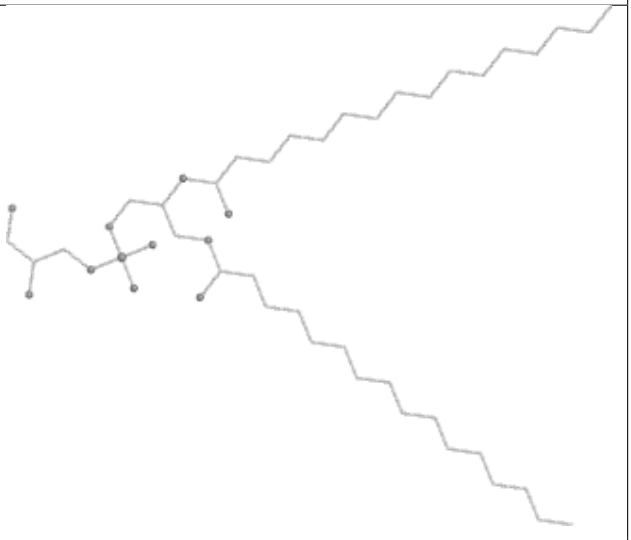

Rings

Ligand LMG tE 101

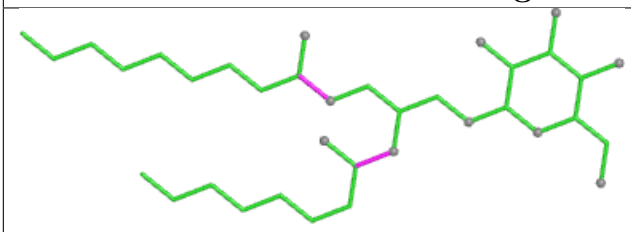

Bond lengths

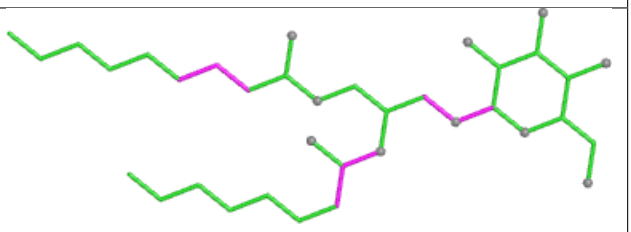

Bond angles

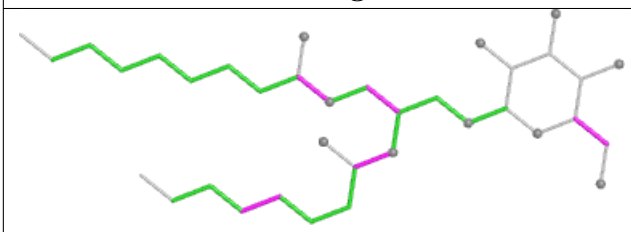

Torsions

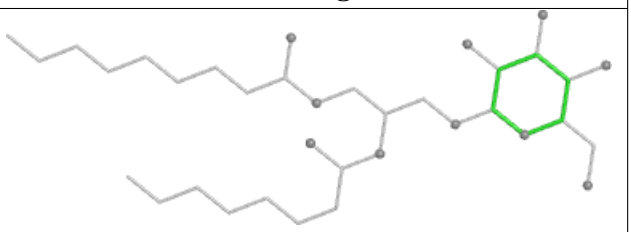

Rings

Ligand LMG aE 407

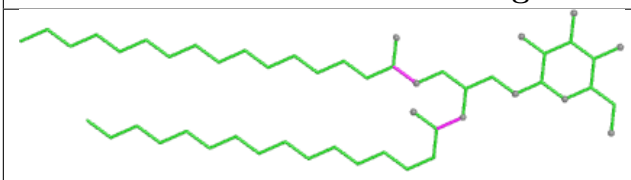

Bond lengths

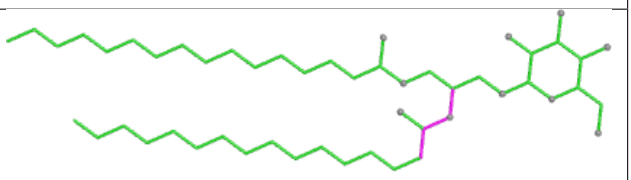

Bond angles

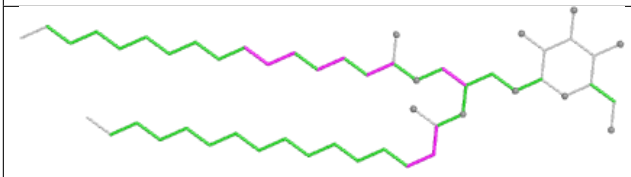

Torsions

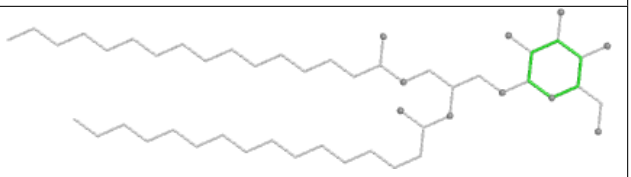

Rings

Ligand CYC WG 201

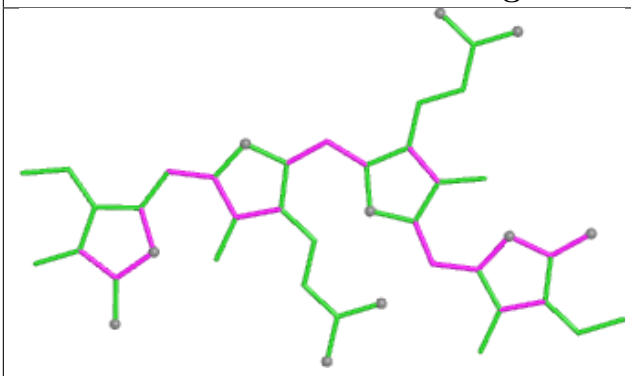

Bond lengths

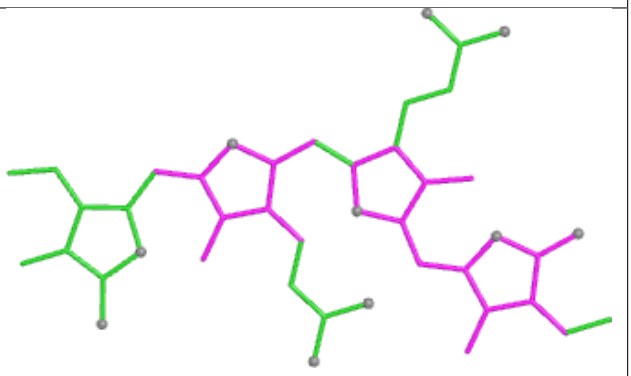

Bond angles

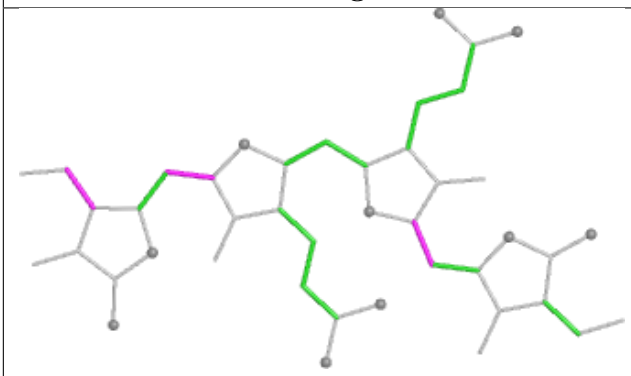

Torsions

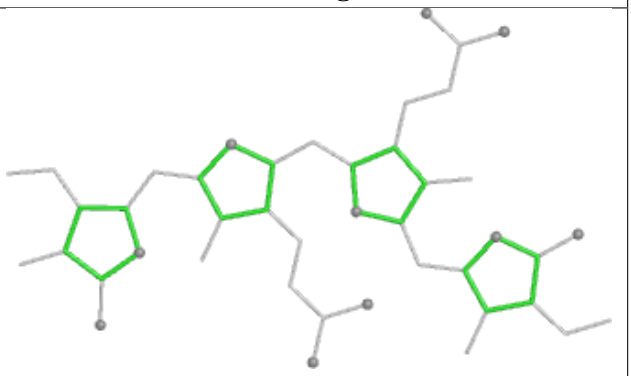

Rings

Ligand CYC q4 201

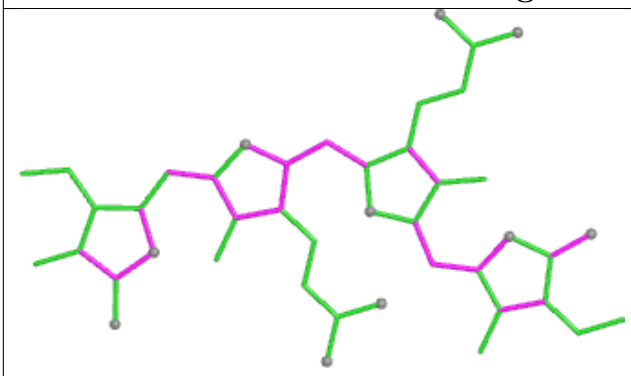

Bond lengths

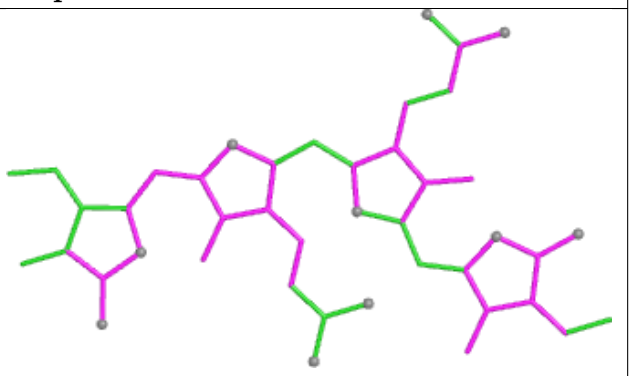

Bond angles

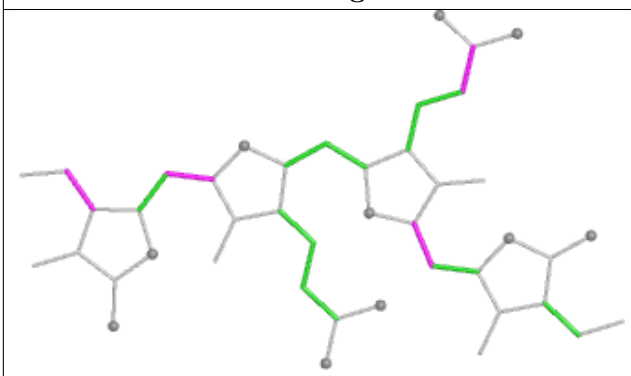

Torsions

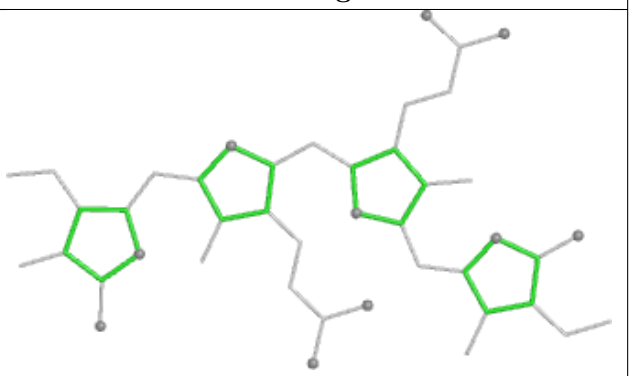

Rings

Ligand CYC k9 201

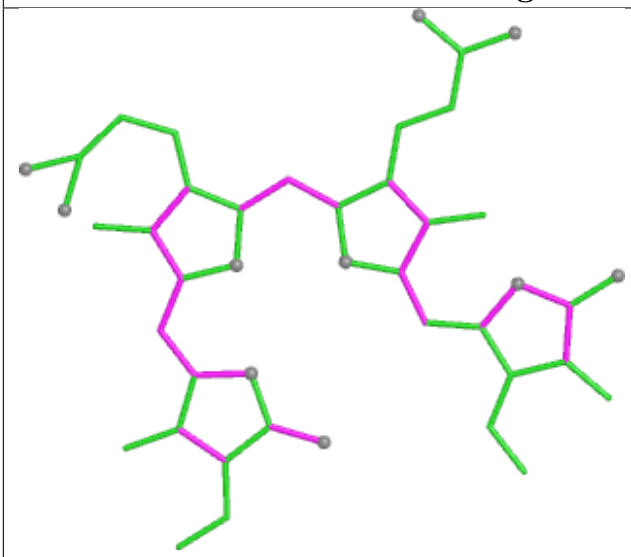

Bond lengths

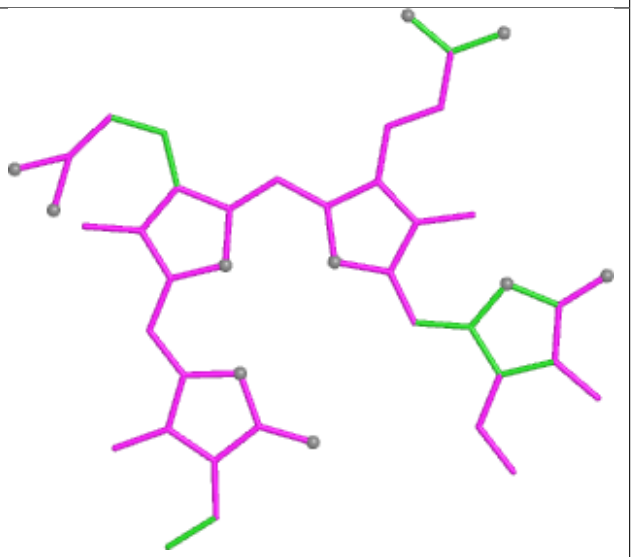

Bond angles

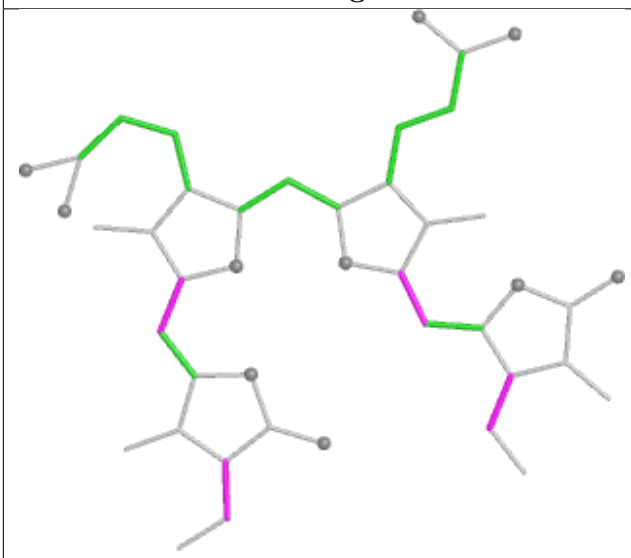

Torsions

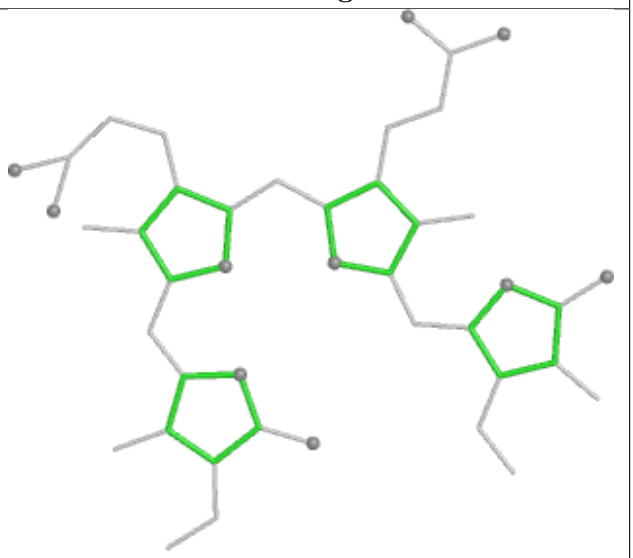

Rings

Ligand CLA BE 603

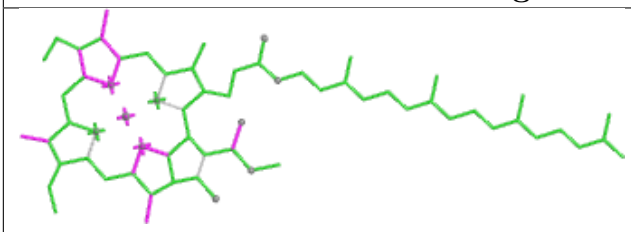

Bond lengths

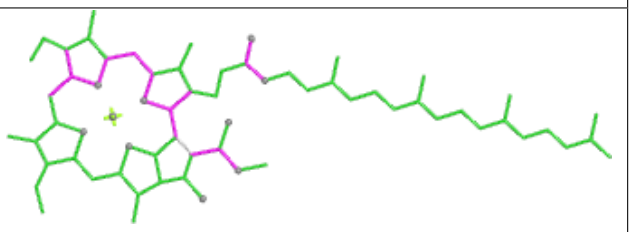

Bond angles

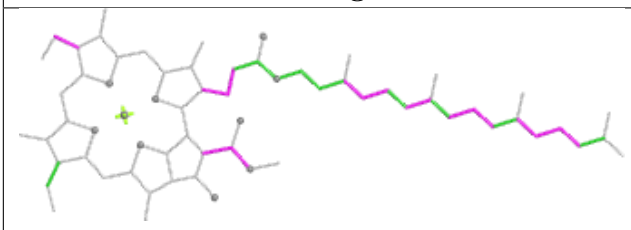

Torsions

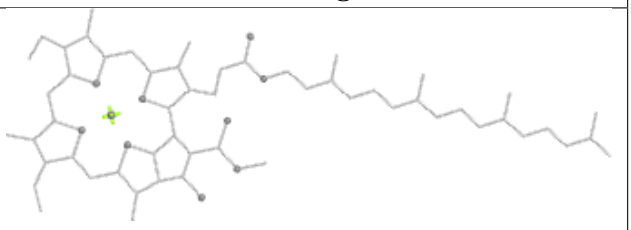

Rings

Ligand CLA BE 611

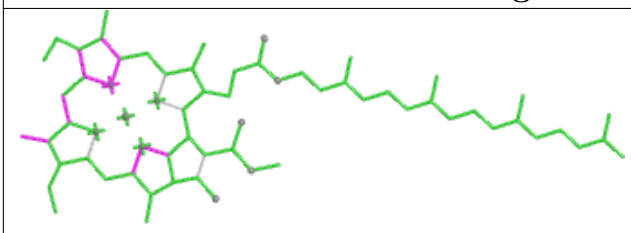

Bond lengths



Bond angles

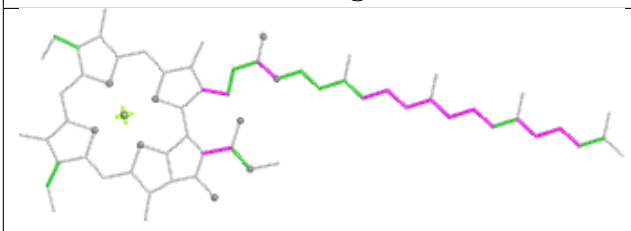

Torsions

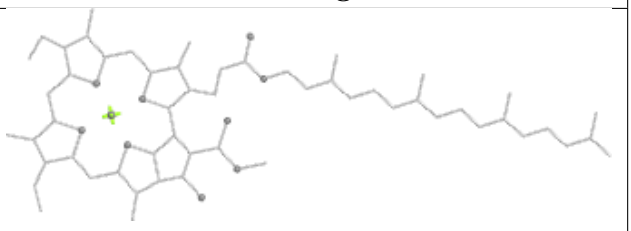

Rings

Ligand LMG DE 411

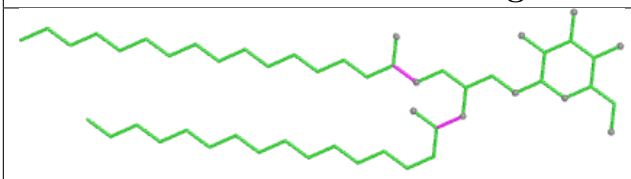

Bond lengths

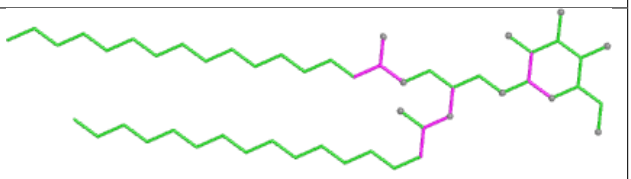

Bond angles

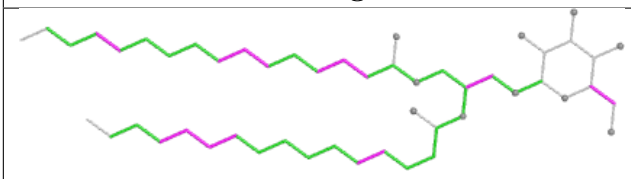

Torsions

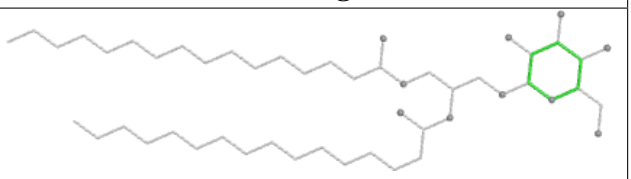

Rings

Ligand CYC JK 201

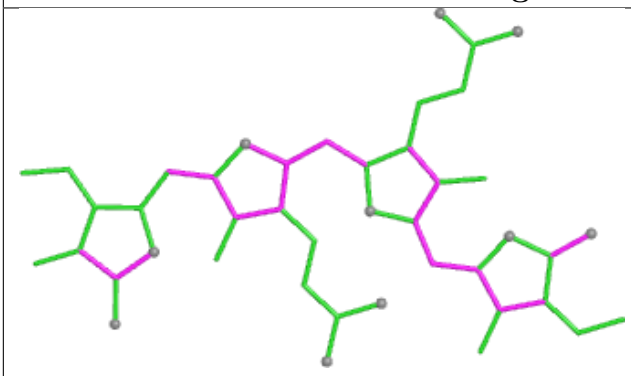

Bond lengths

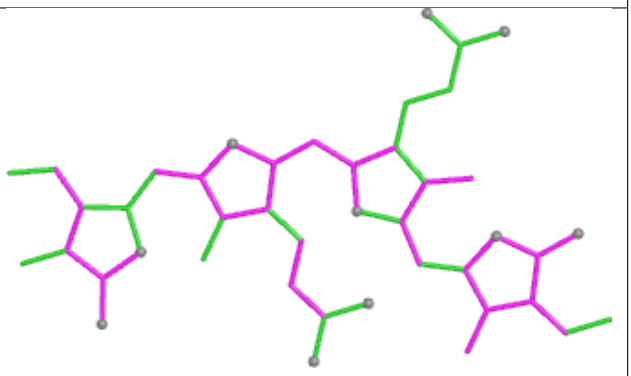

Bond angles

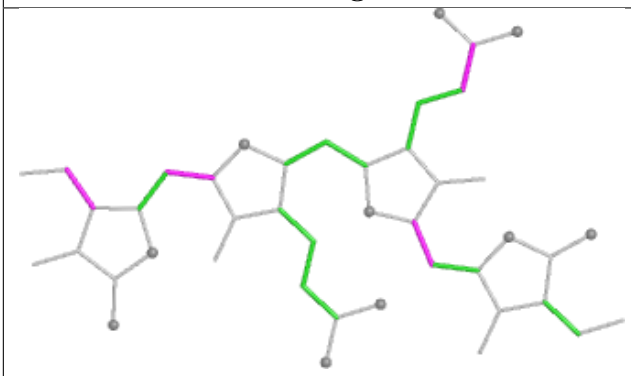

Torsions

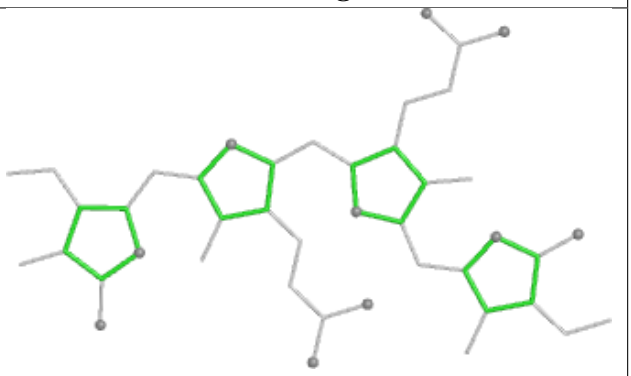

Rings

Ligand CYC yB 201

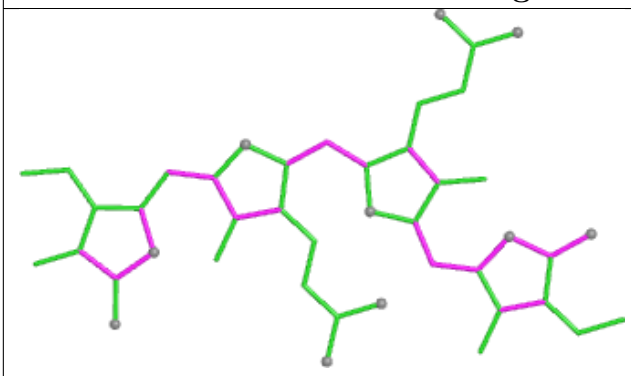

Bond lengths

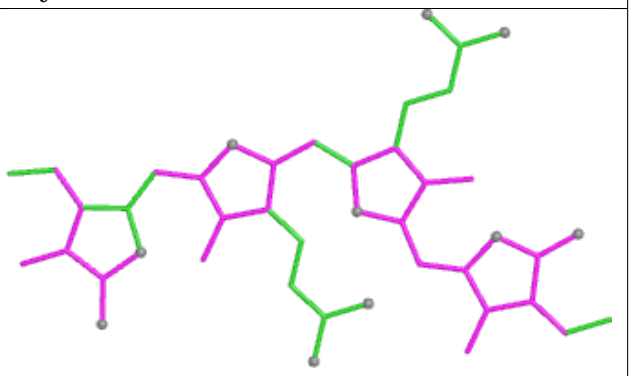

Bond angles

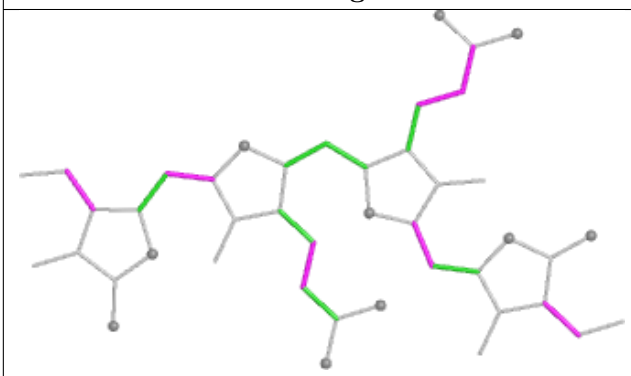

Torsions

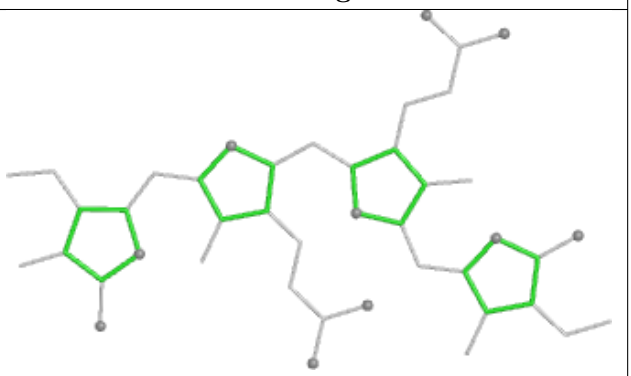

Rings

Ligand BCR kE 102

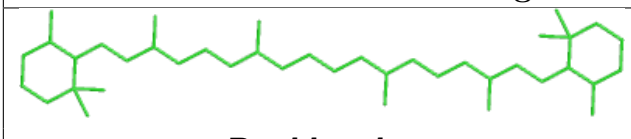

Bond lengths

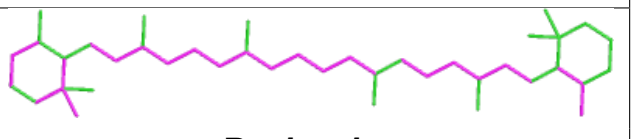

Bond angles

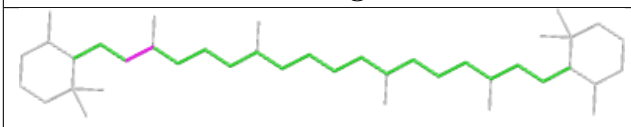

Torsions

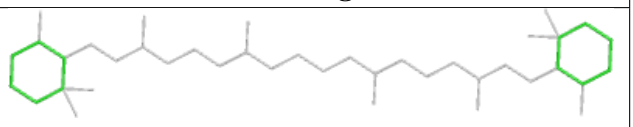

Rings

Ligand CYC IG 201

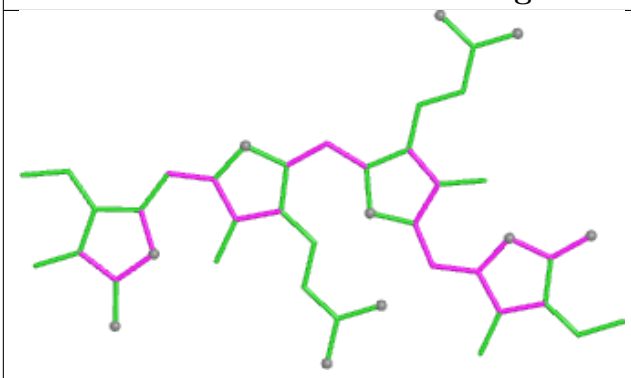

Bond lengths

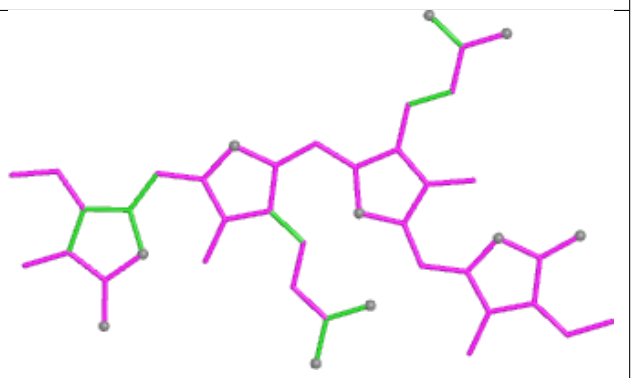

Bond angles

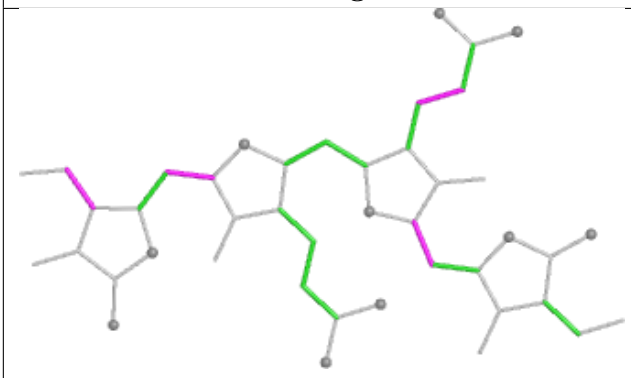

Torsions

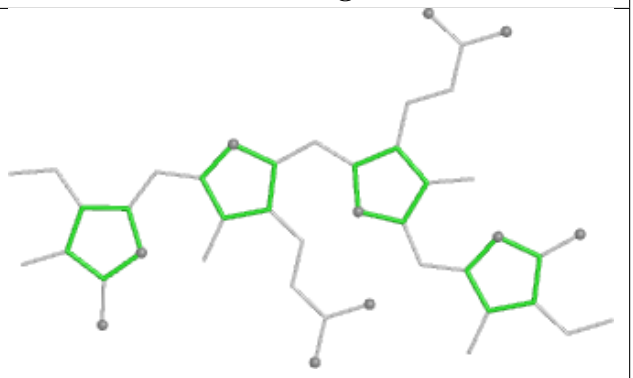

Rings

Ligand LHG DD 409

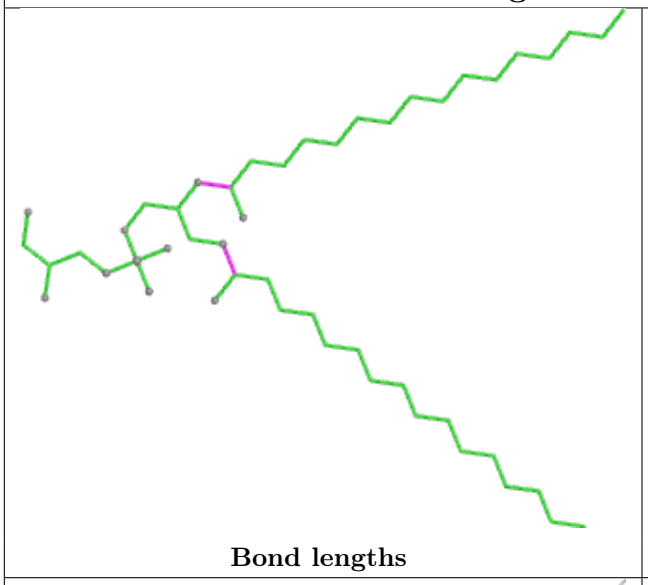

Bond lengths

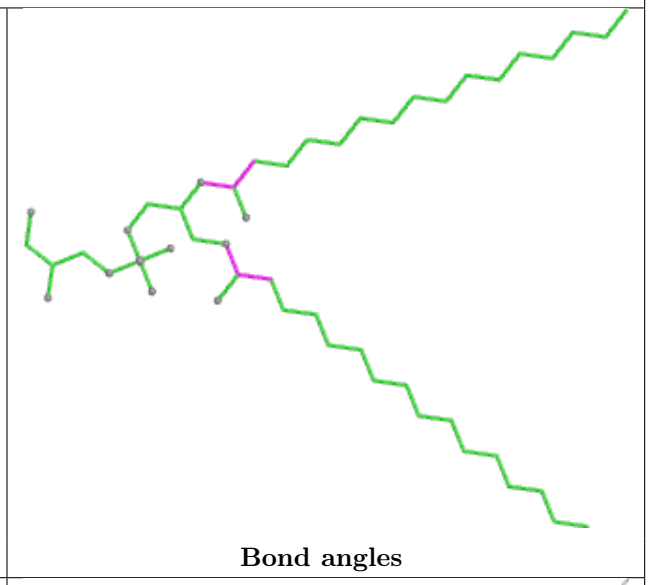

Bond angles

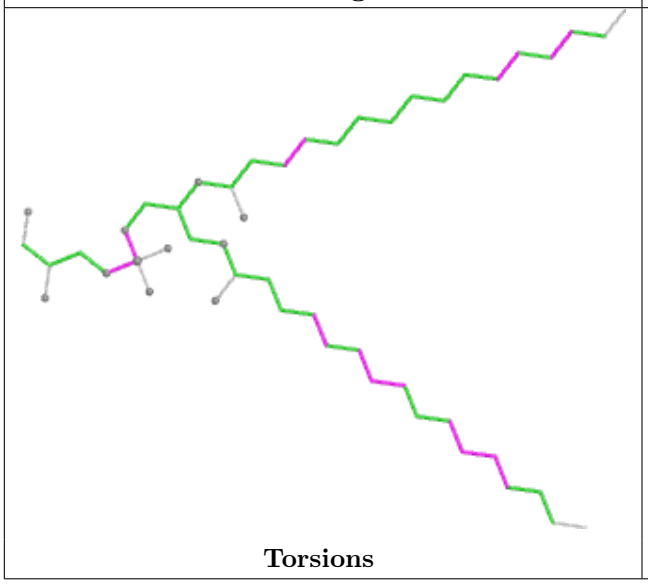

Torsions

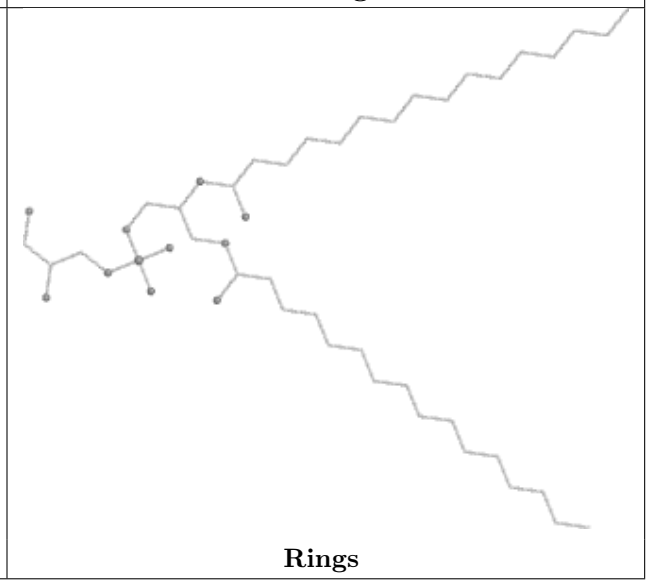

Rings

Ligand CYC kH 201

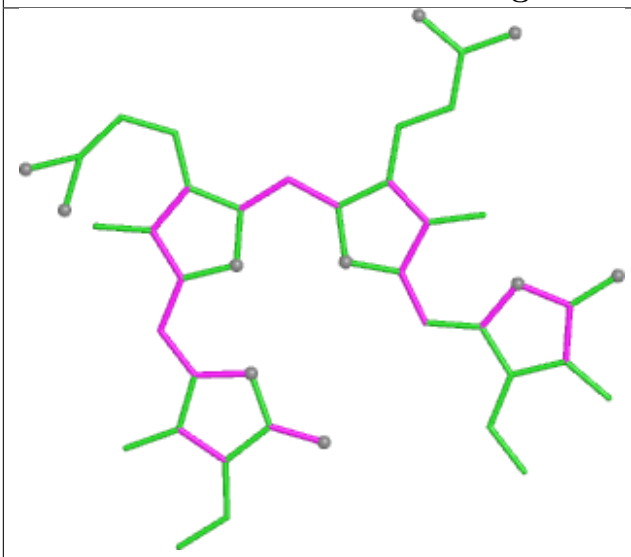

Bond lengths

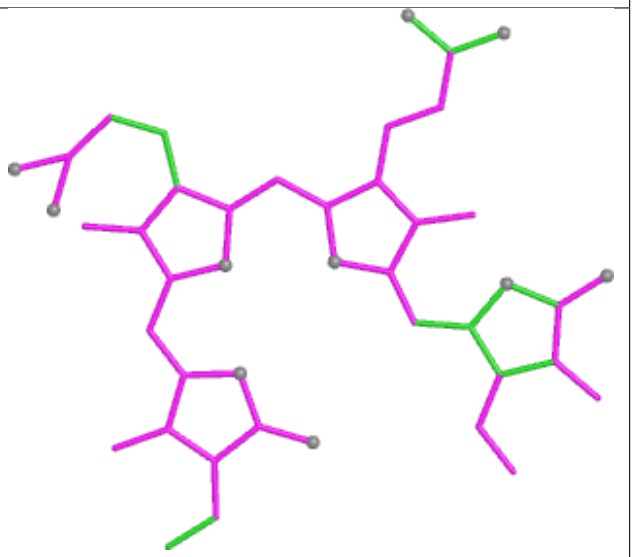

Bond angles

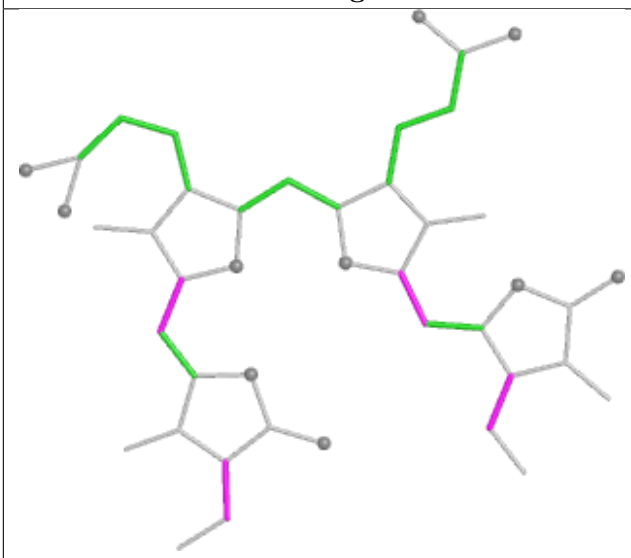

Torsions

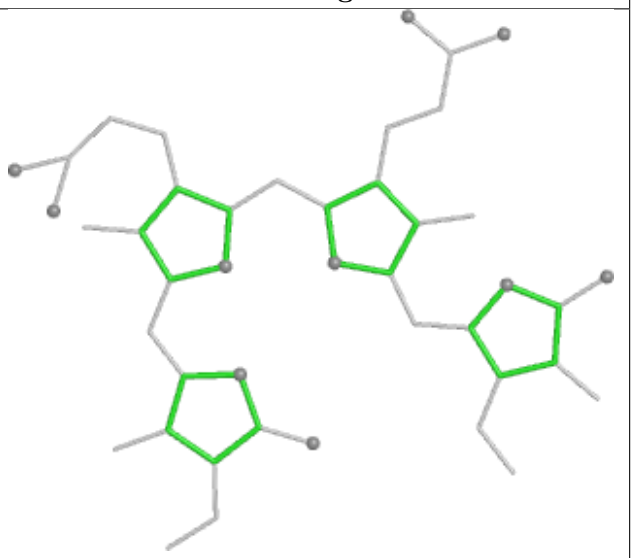

Rings

Ligand SQD cD 502

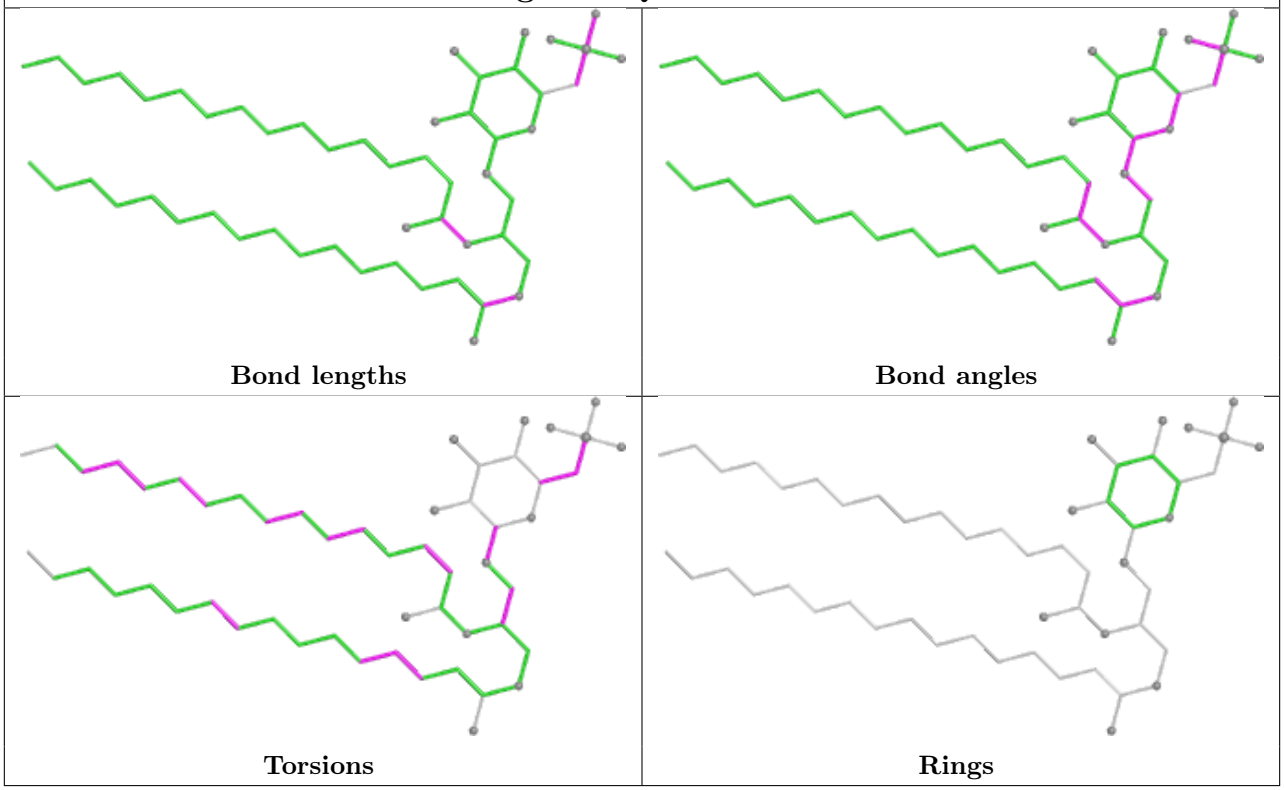

Ligand BCR CD 516

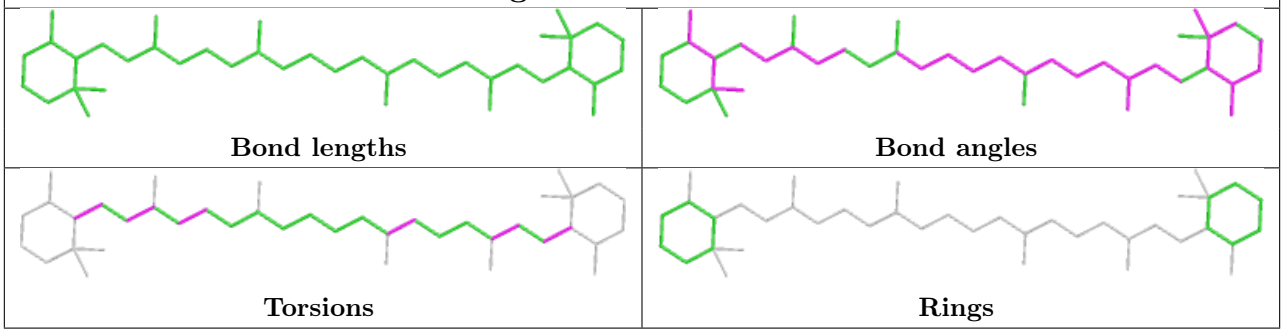

Ligand CLA b1 610

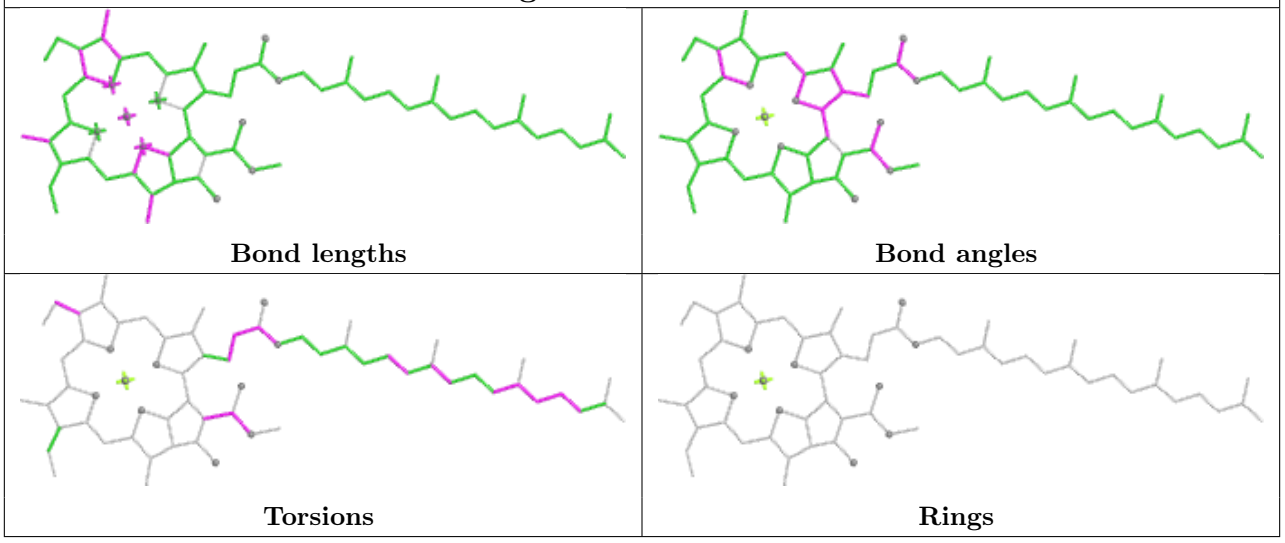

Ligand CLA bE 608	
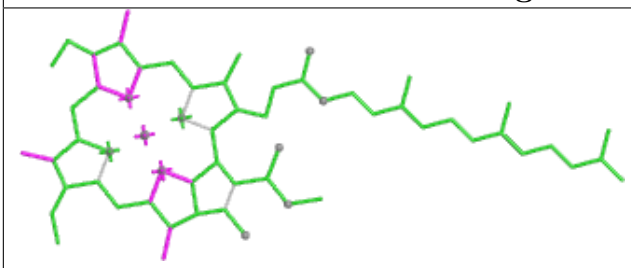 Bond lengths	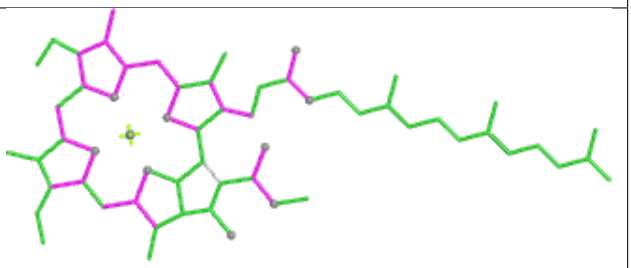 Bond angles
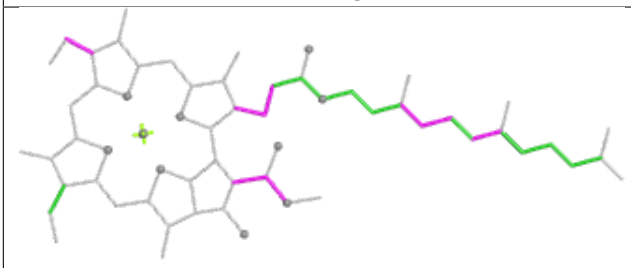 Torsions	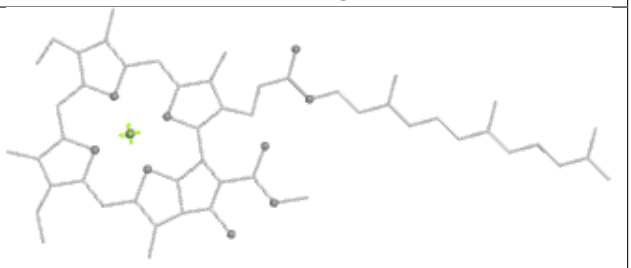 Rings

Ligand CYC l2 201	
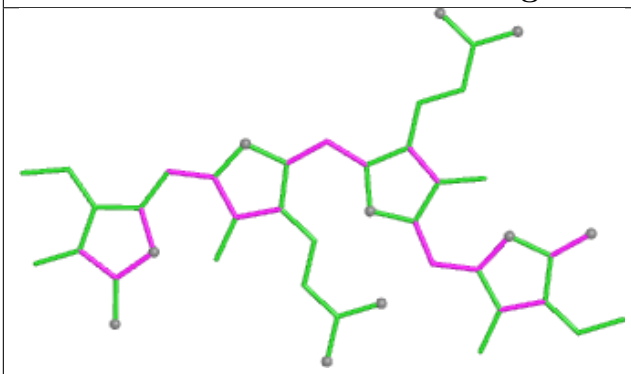 Bond lengths	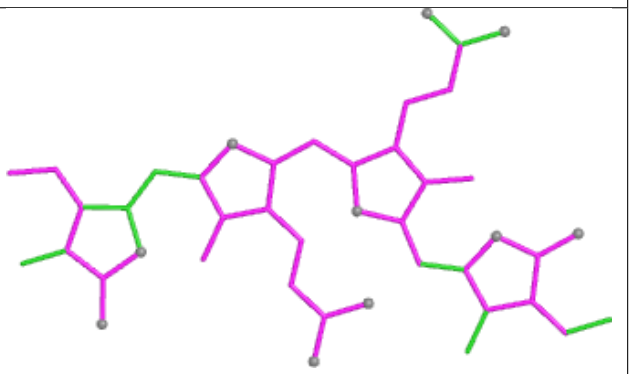 Bond angles
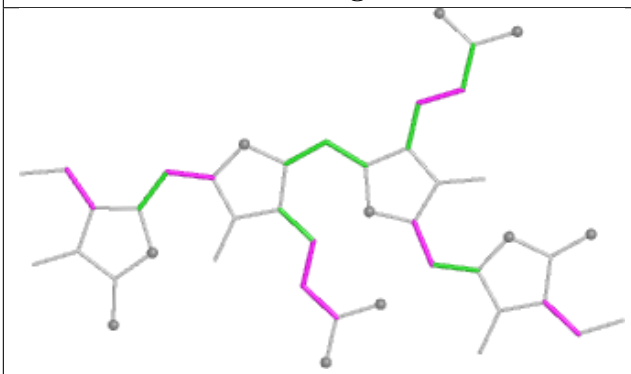 Torsions	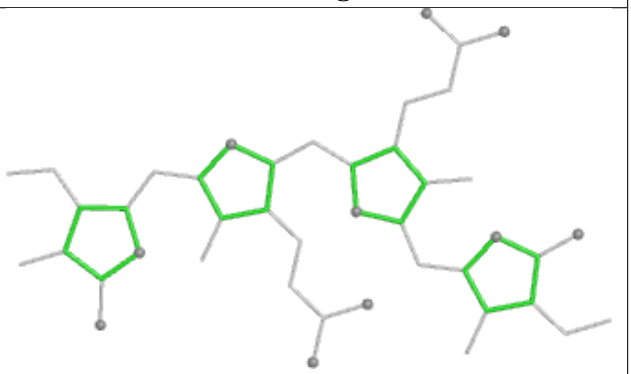 Rings

Ligand SQD BE 621

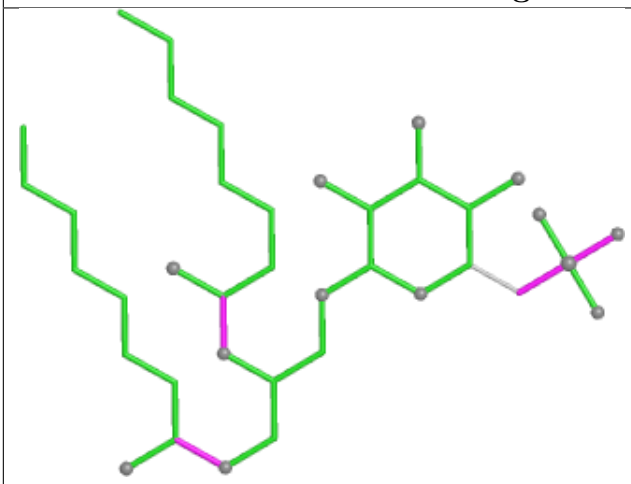

Bond lengths

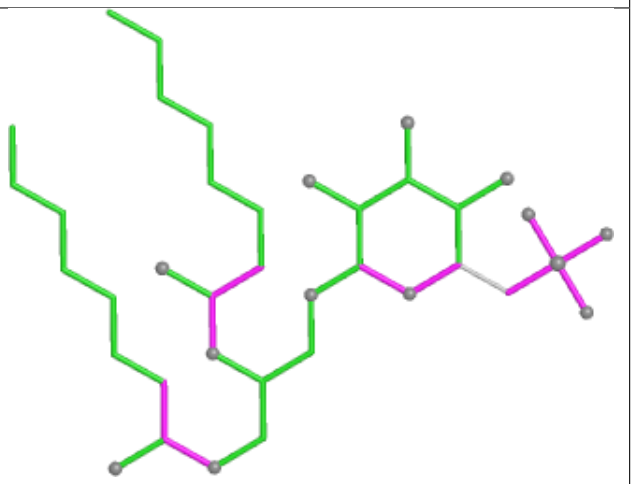

Bond angles

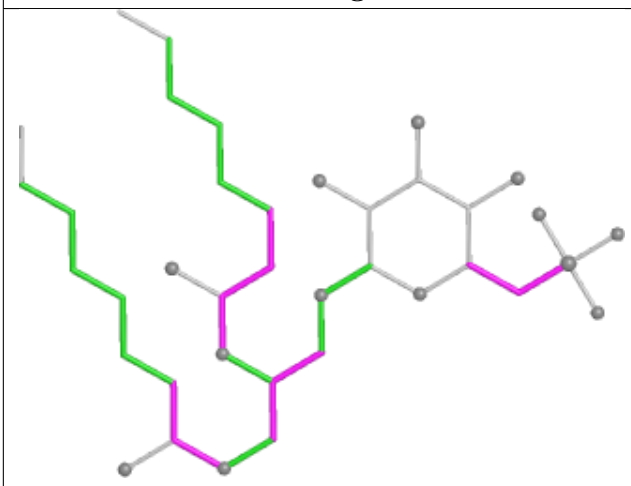

Torsions

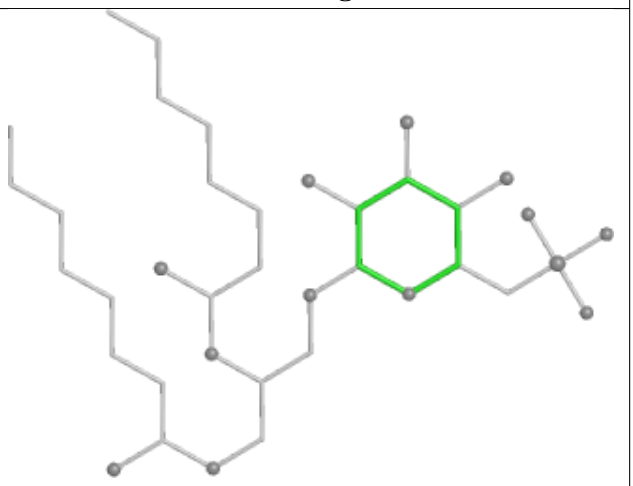

Rings

Ligand CYC g9 201

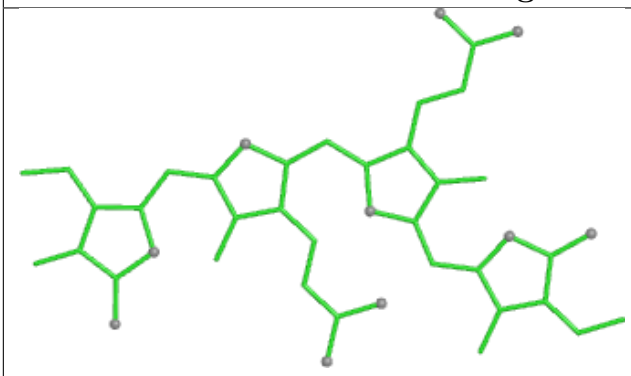

Bond lengths

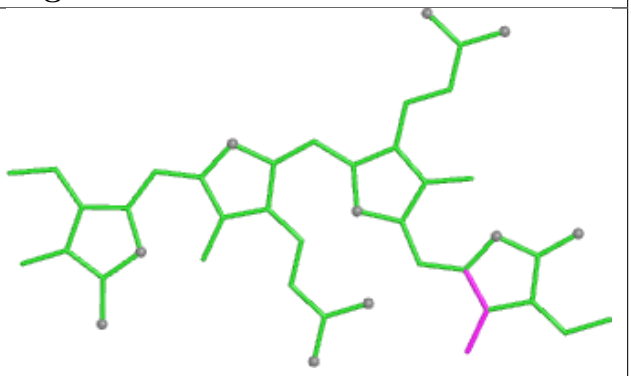

Bond angles

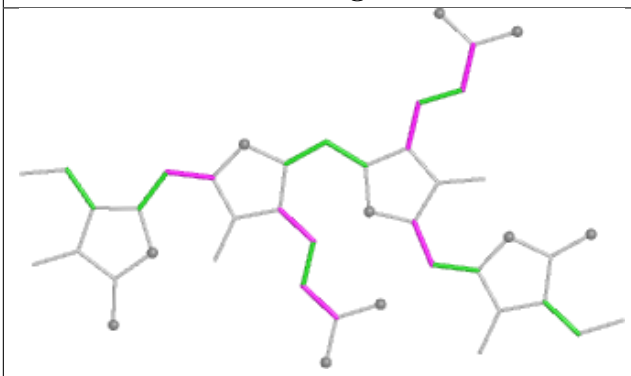

Torsions

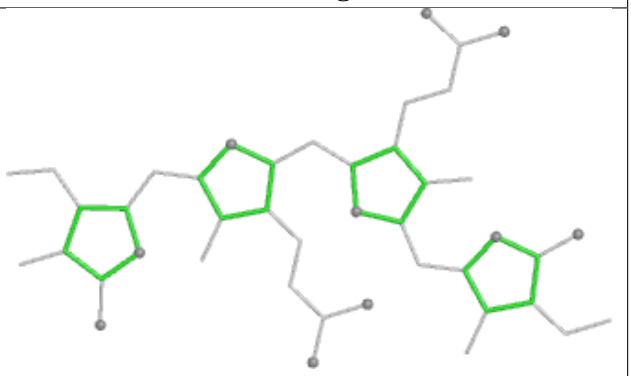

Rings

Ligand CLA bE 612

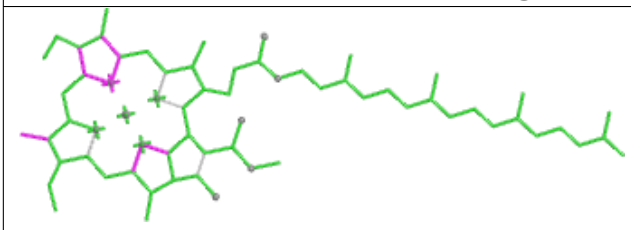

Bond lengths

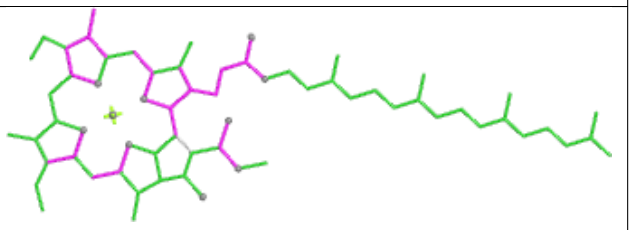

Bond angles

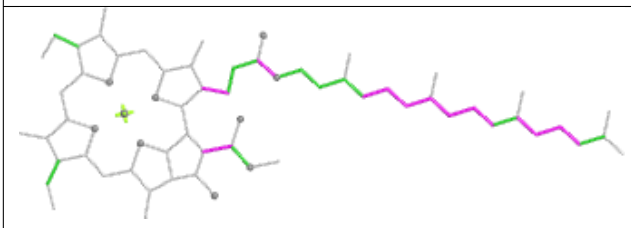

Torsions

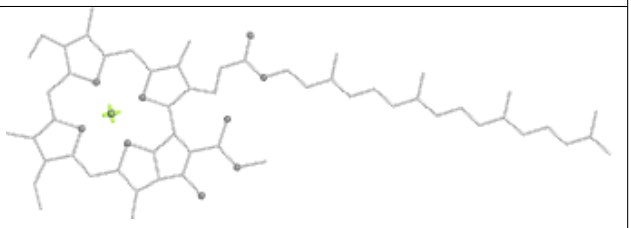

Rings

Ligand LMG bD 619

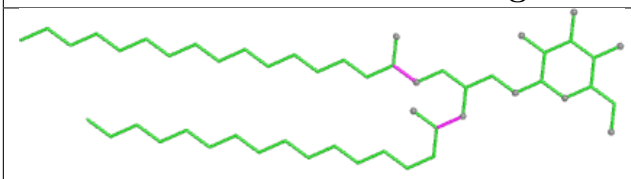

Bond lengths

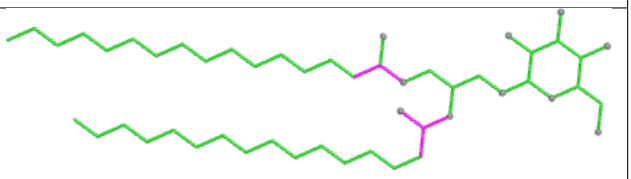

Bond angles

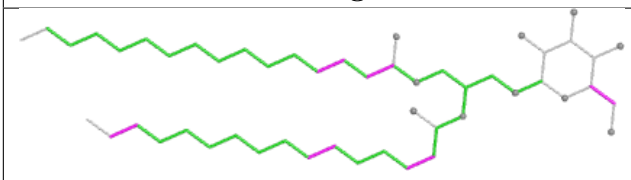

Torsions

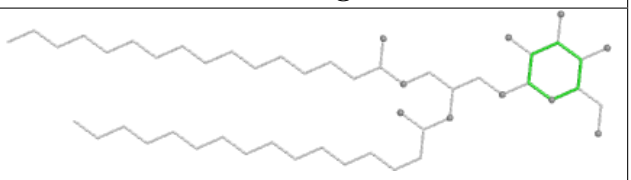

Rings

Ligand CYC TL 201

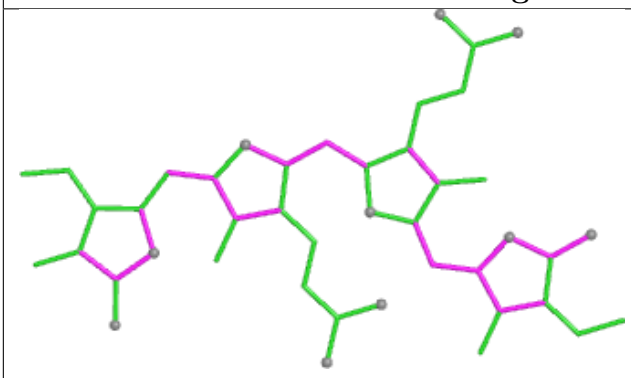

Bond lengths

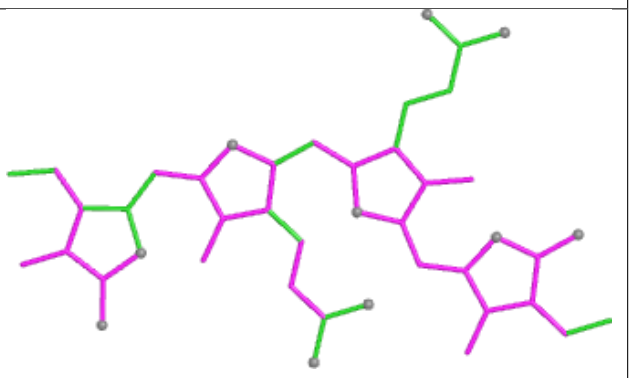

Bond angles

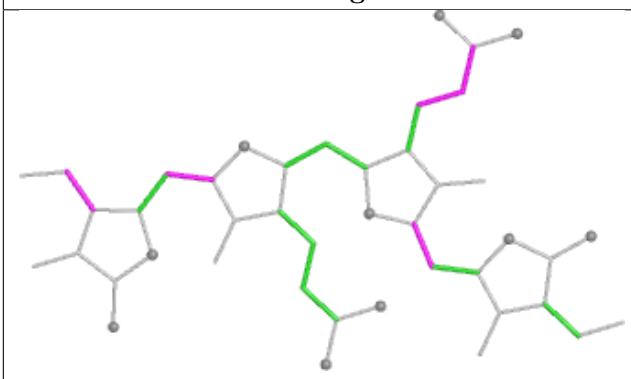

Torsions

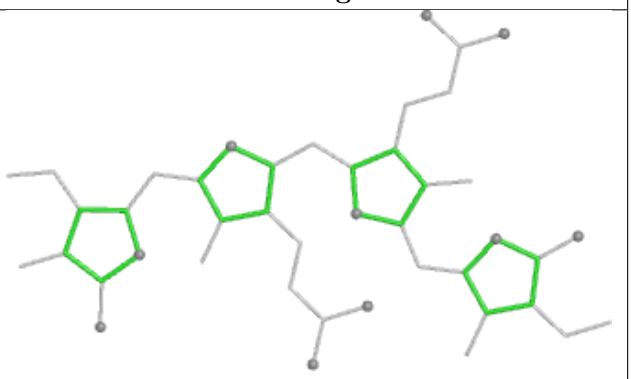

Rings

Ligand CLA B1 601

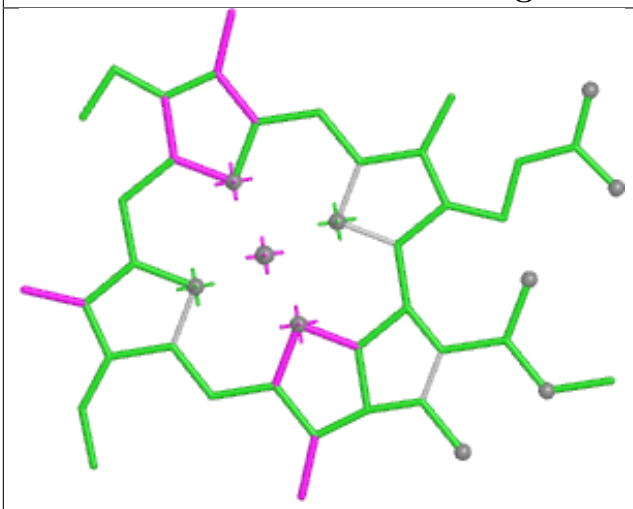

Bond lengths

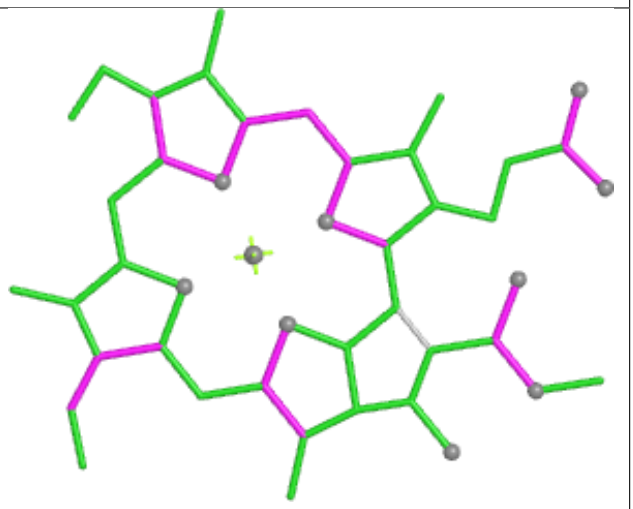

Bond angles

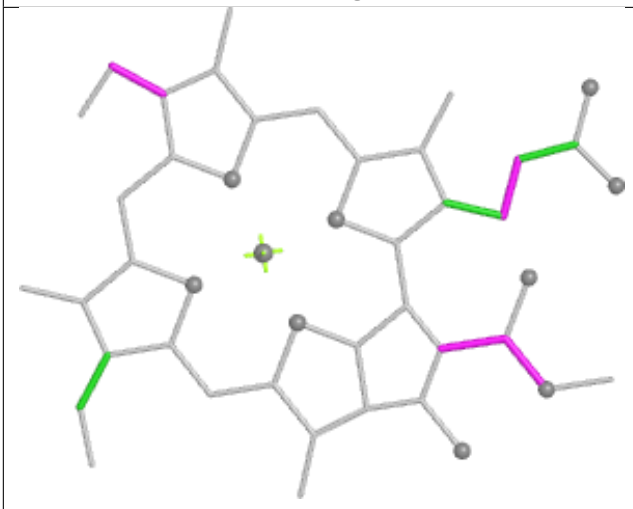

Torsions



Rings

Ligand LMG a1 408

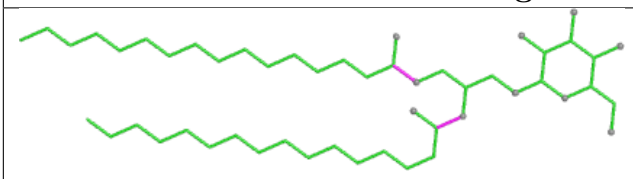

Bond lengths

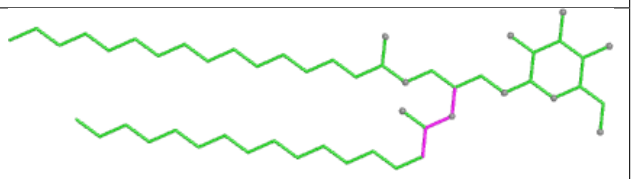

Bond angles

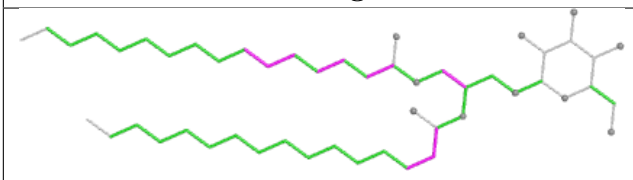

Torsions

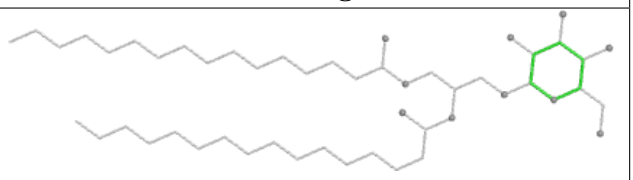

Rings

Ligand BCR DE 407

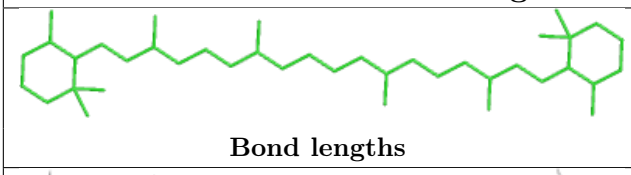

Bond lengths

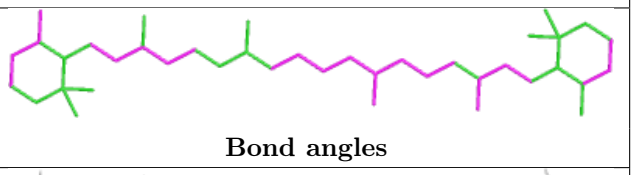

Bond angles

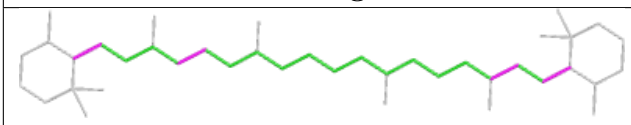

Torsions

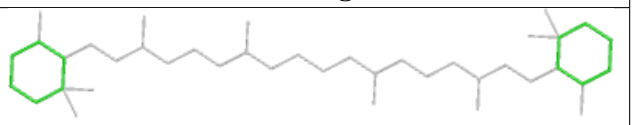

Rings

Ligand LMG j1 102

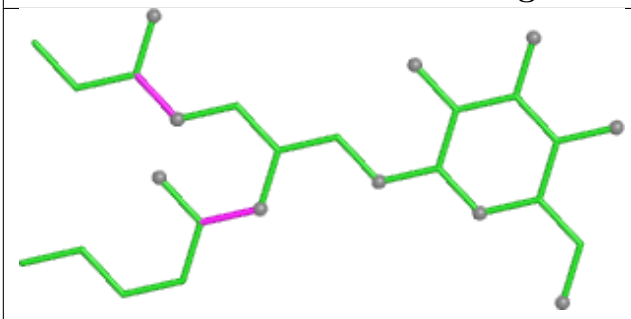

Bond lengths

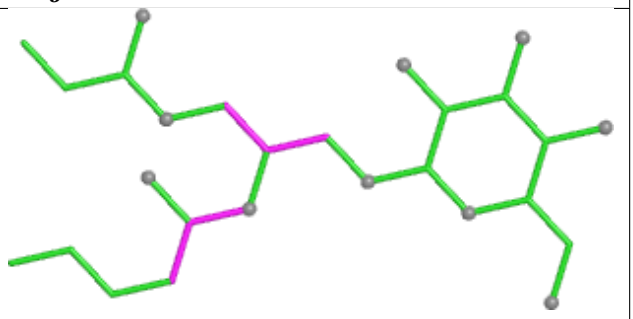

Bond angles

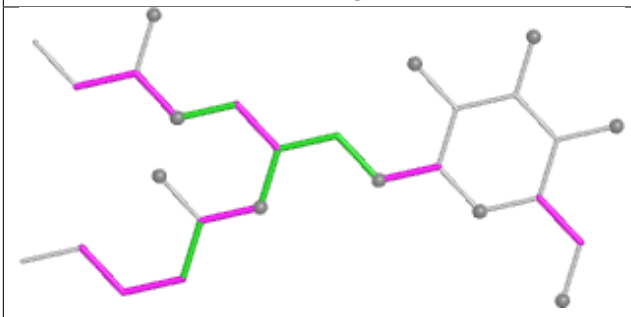

Torsions

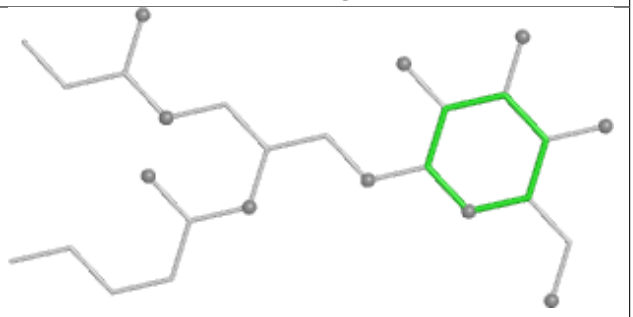

Rings

Ligand BCR kD 102



Bond lengths

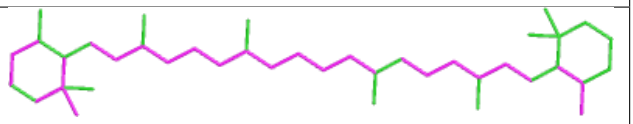

Bond angles

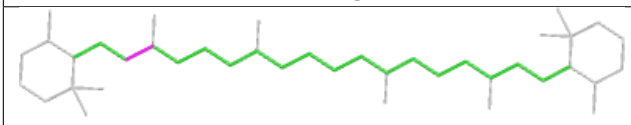

Torsions

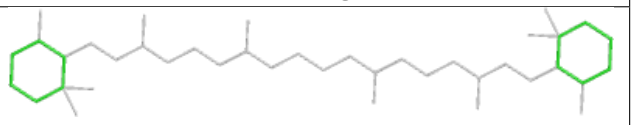

Rings

Ligand CLA dD 406

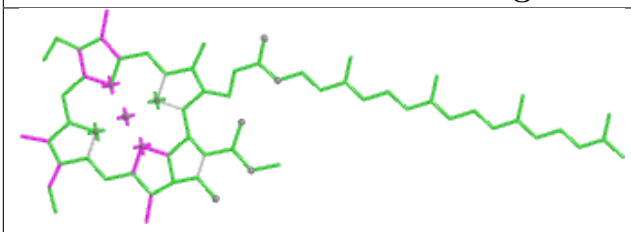

Bond lengths

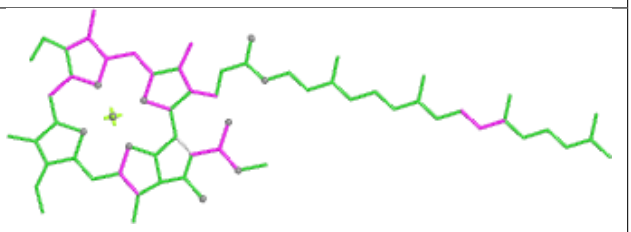

Bond angles

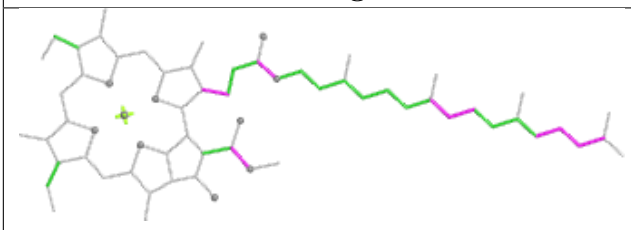

Torsions

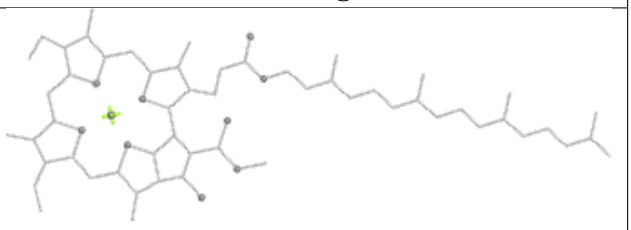

Rings

Ligand CYC ZB 201

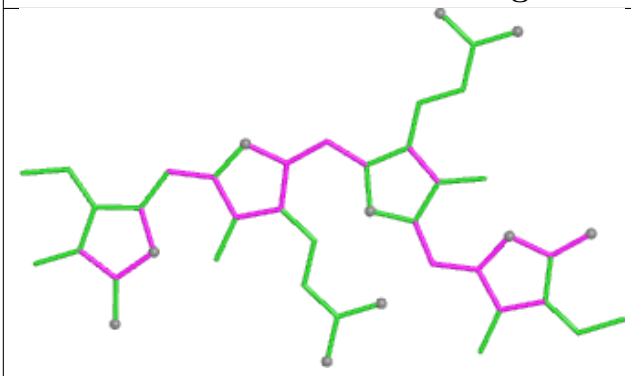

Bond lengths

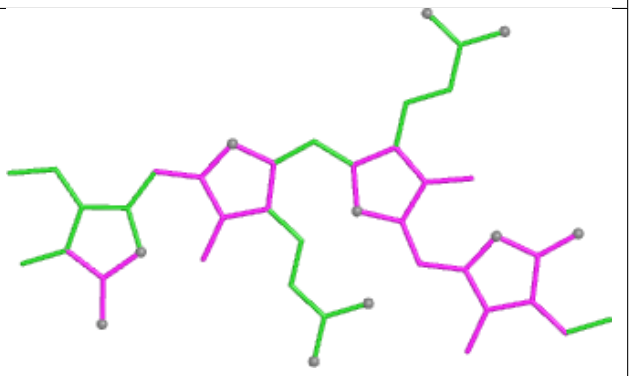

Bond angles

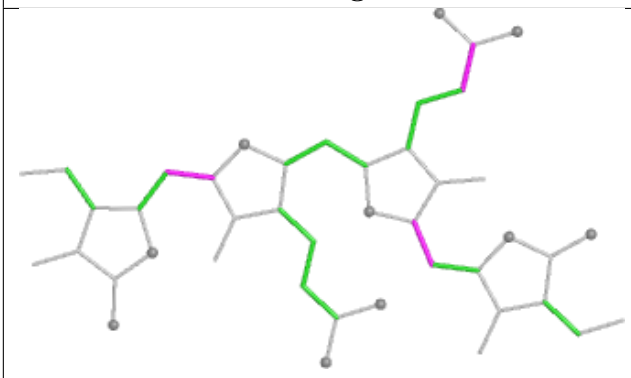

Torsions

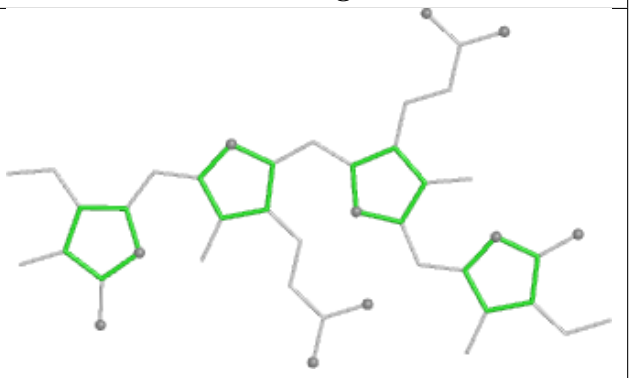

Rings

Ligand CLA BD 605

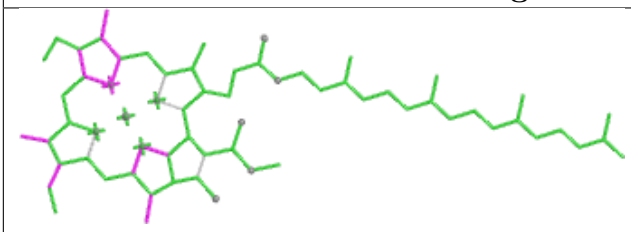

Bond lengths

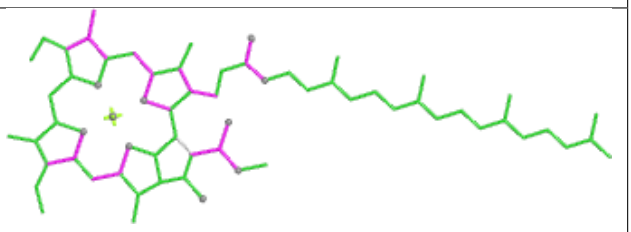

Bond angles

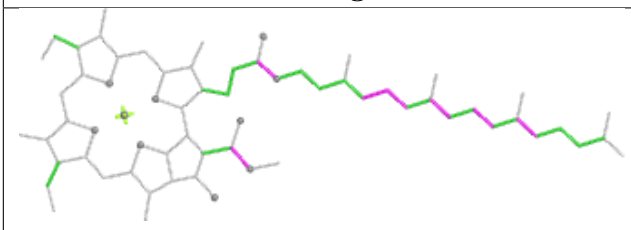

Torsions

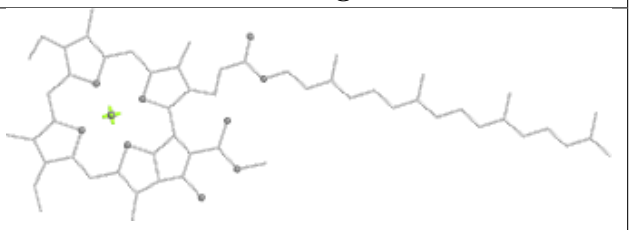

Rings

Ligand CYC jH 202

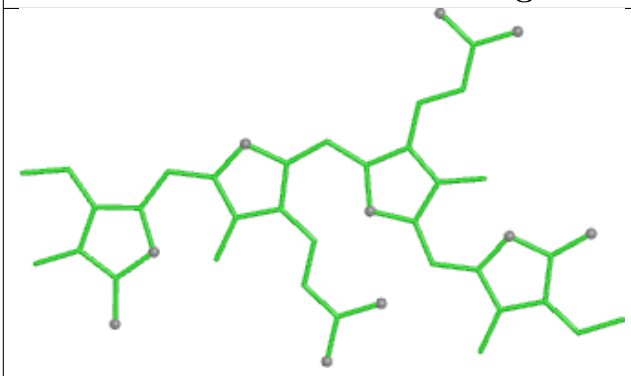

Bond lengths

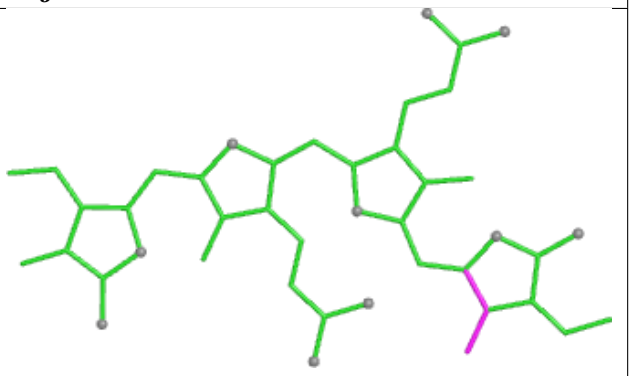

Bond angles

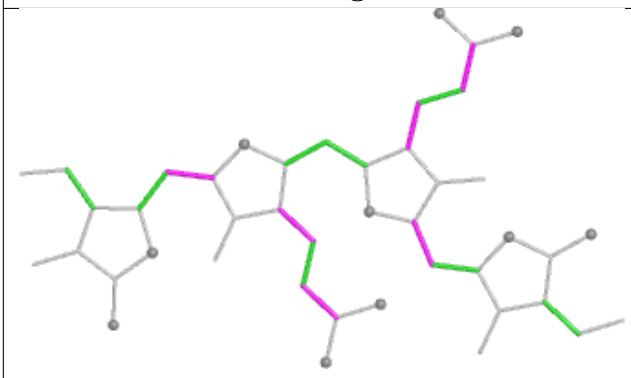

Torsions

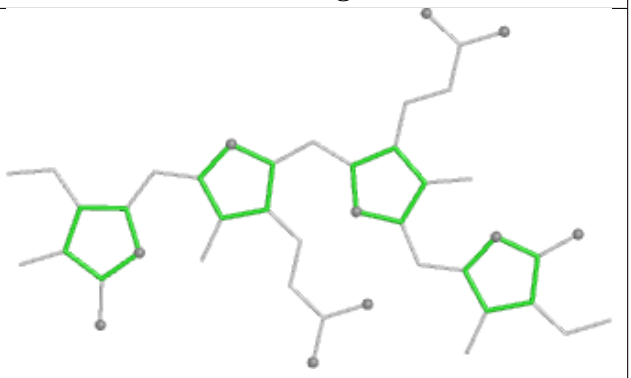

Rings

Ligand CLA c1 512

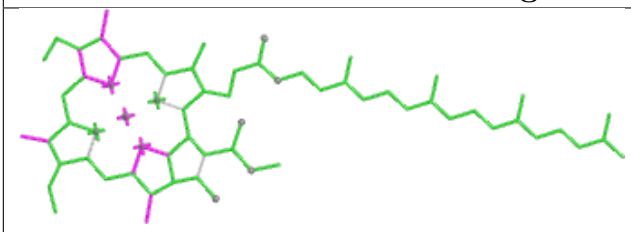

Bond lengths

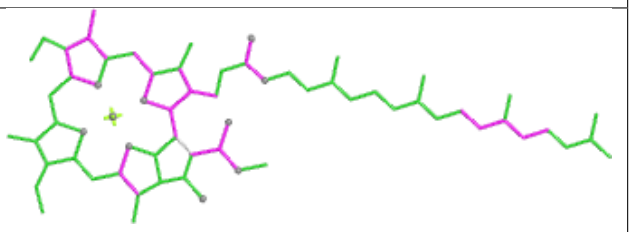

Bond angles

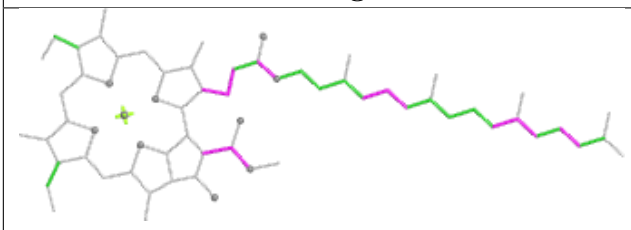

Torsions

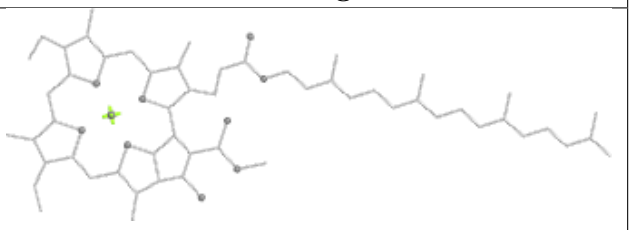

Rings

Ligand CYC eK 201

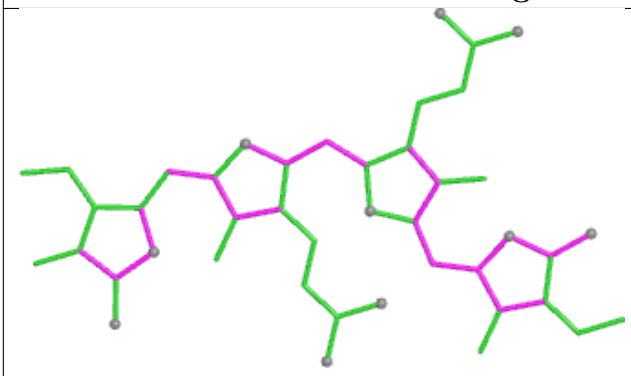

Bond lengths

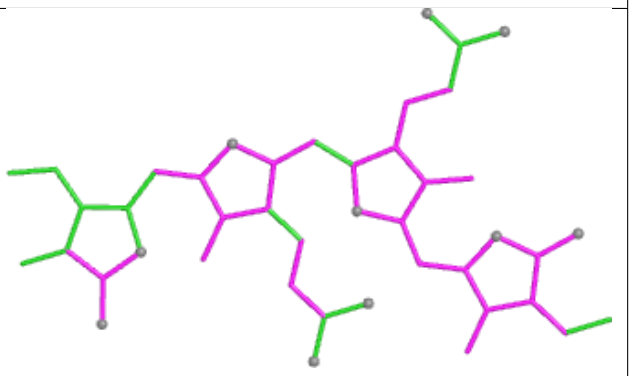

Bond angles

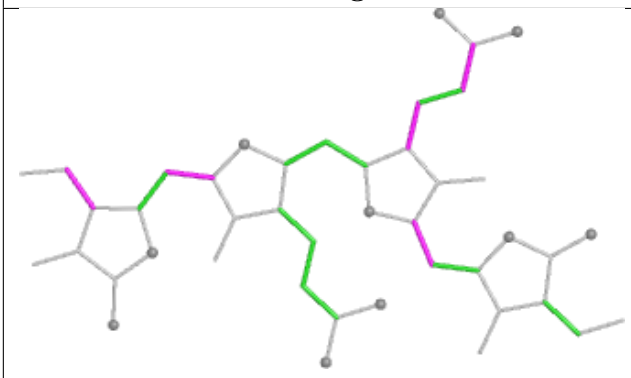

Torsions

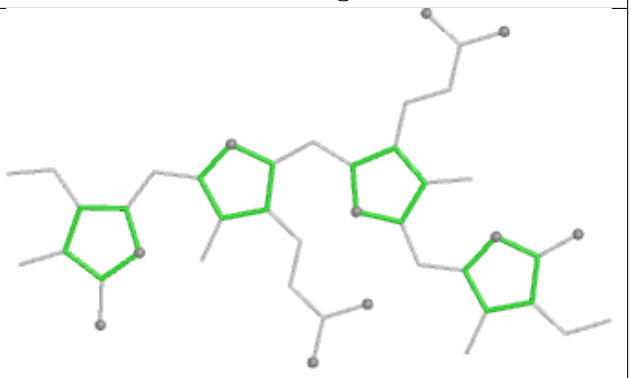

Rings

Ligand CLA B1 605

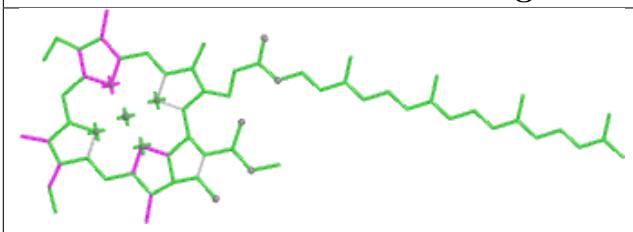

Bond lengths

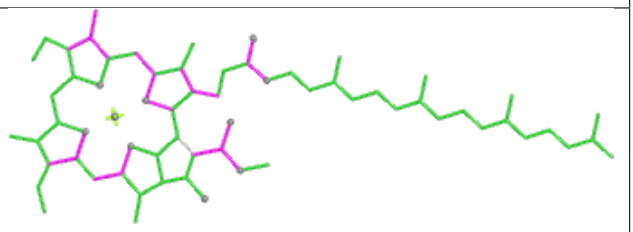

Bond angles

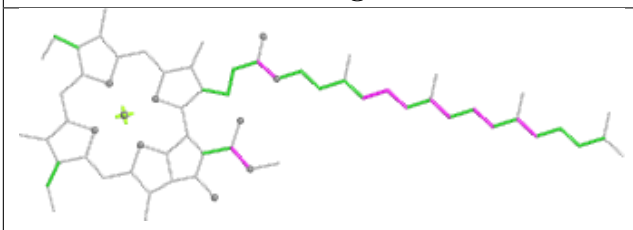

Torsions

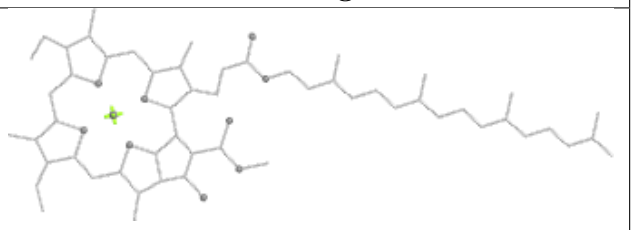

Rings

Ligand BCR Z1 102



Bond lengths

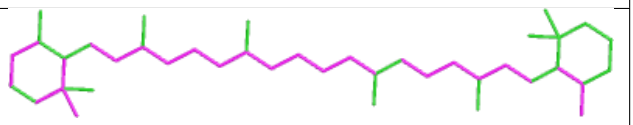

Bond angles

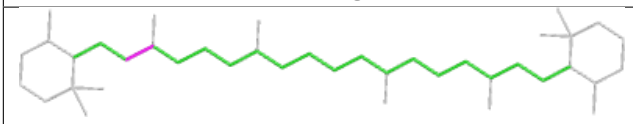

Torsions

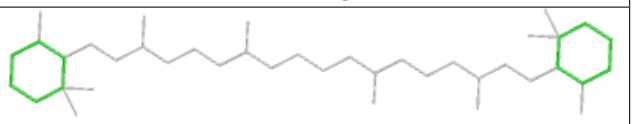

Rings

Ligand LMG ME 101

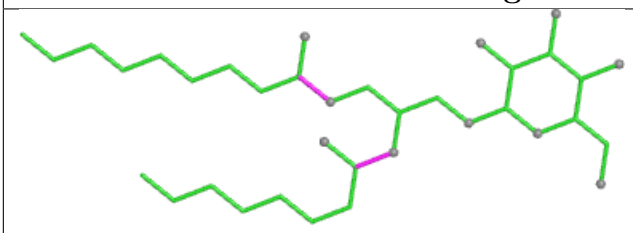

Bond lengths

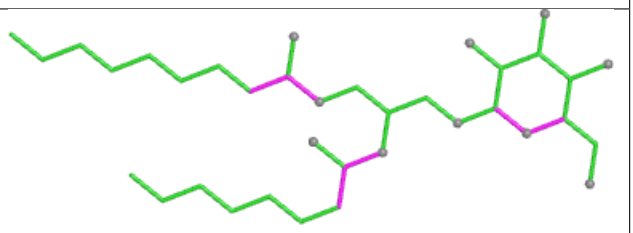

Bond angles

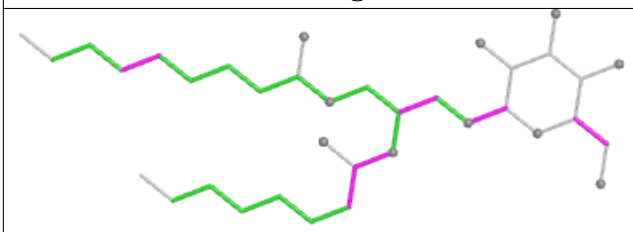

Torsions

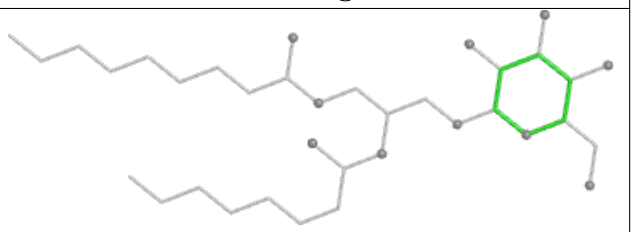

Rings

Ligand CYC XF 201

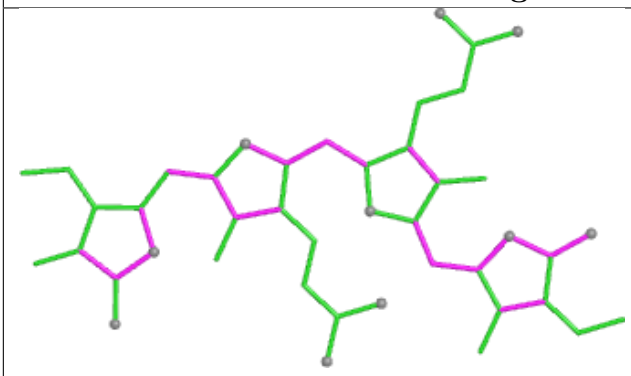

Bond lengths

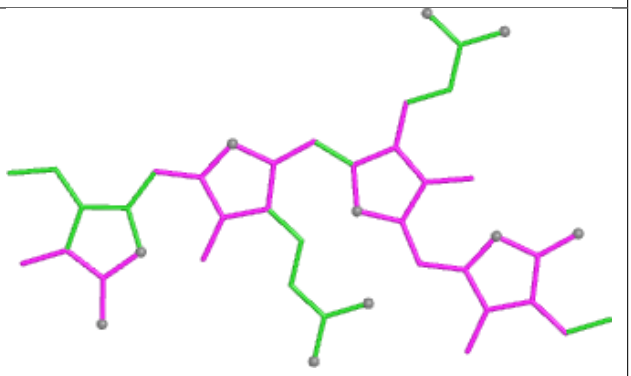

Bond angles

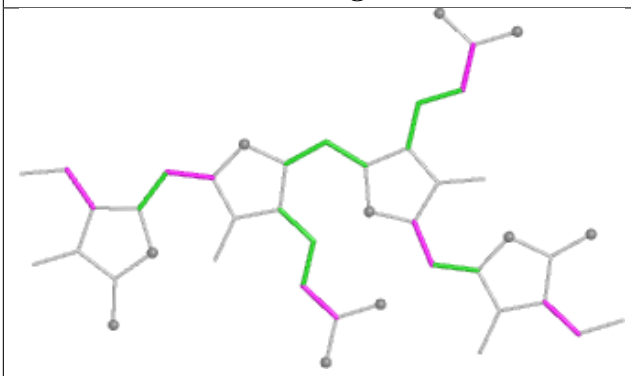

Torsions

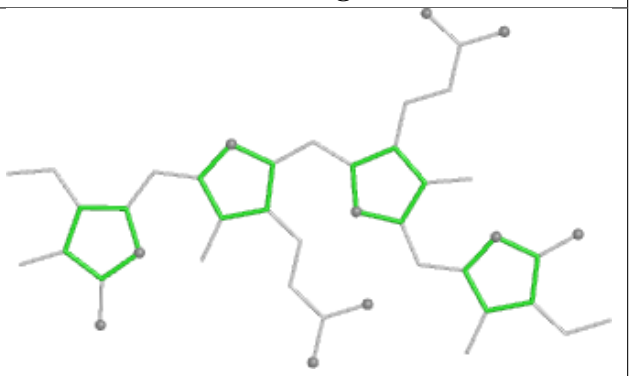

Rings

Ligand CYC w4 201

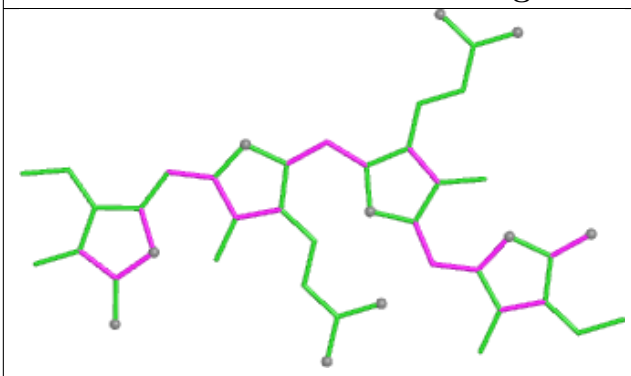

Bond lengths

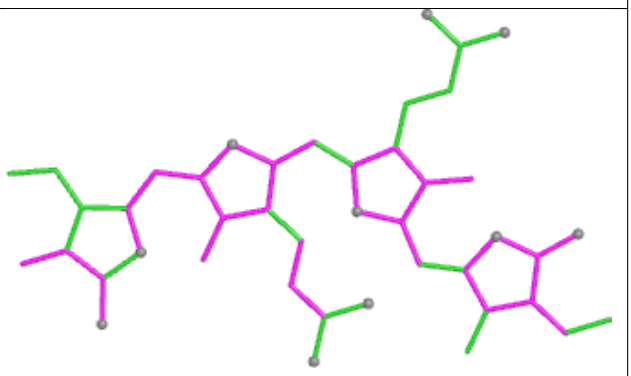

Bond angles

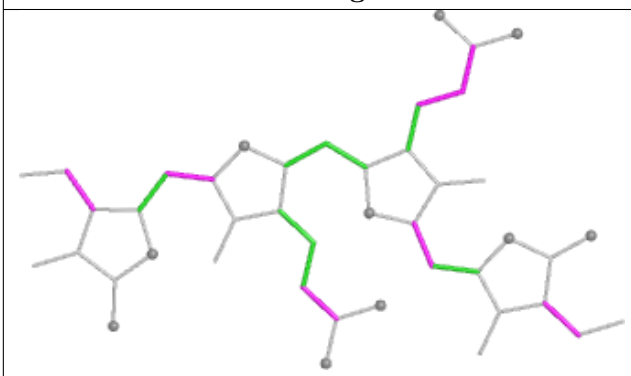

Torsions

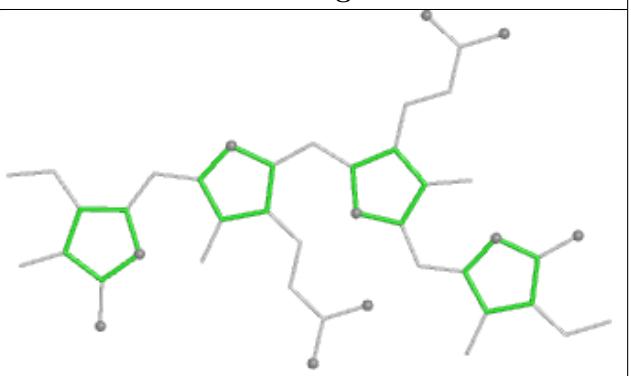

Rings

Ligand DGD cD 517

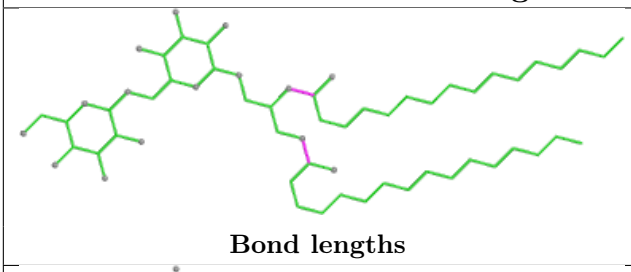

Bond lengths

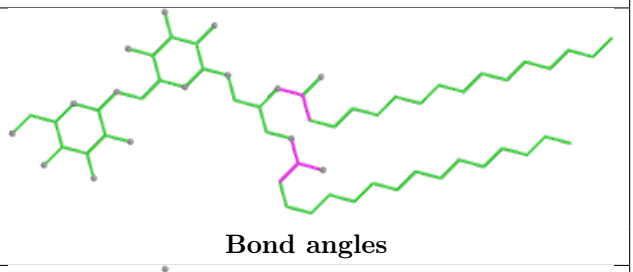

Bond angles

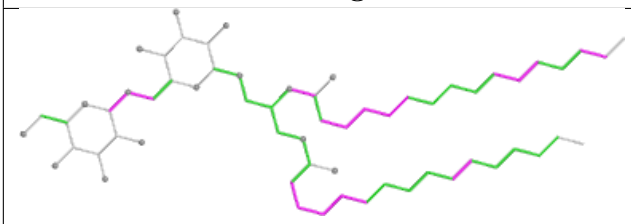

Torsions

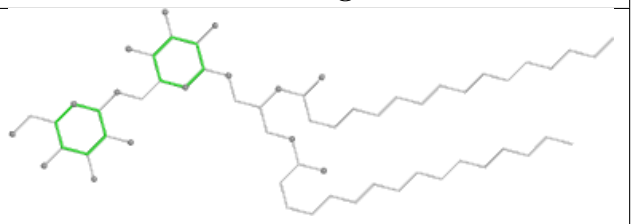

Rings

Ligand BCR X1 102



Bond lengths

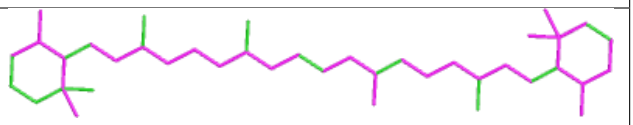

Bond angles

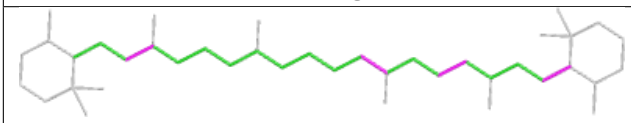

Torsions

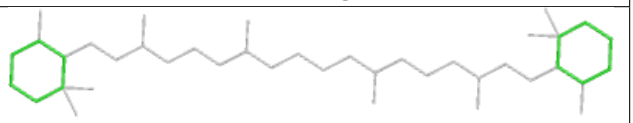

Rings

Ligand CLA bD 608

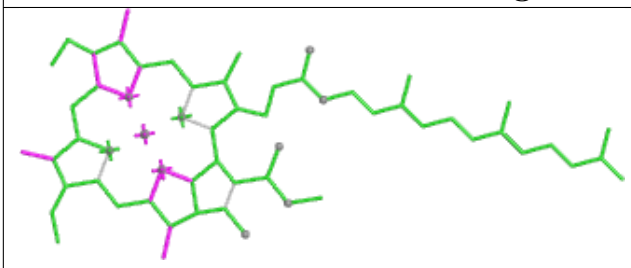

Bond lengths

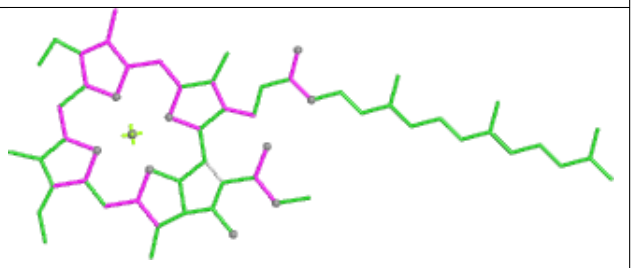

Bond angles

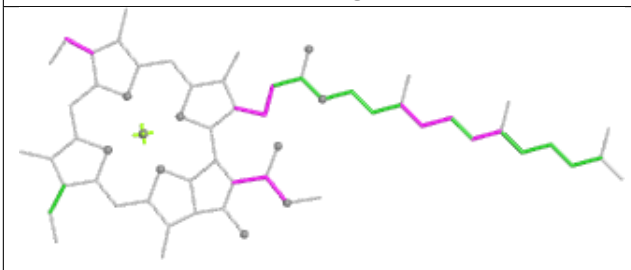

Torsions

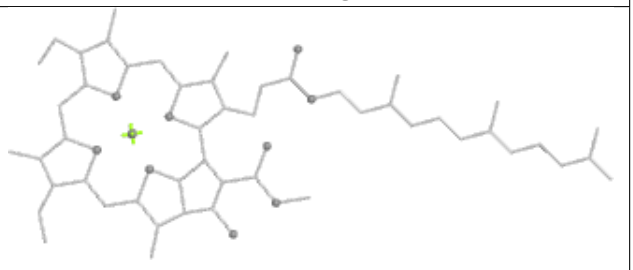

Rings

Ligand DGD CE 518

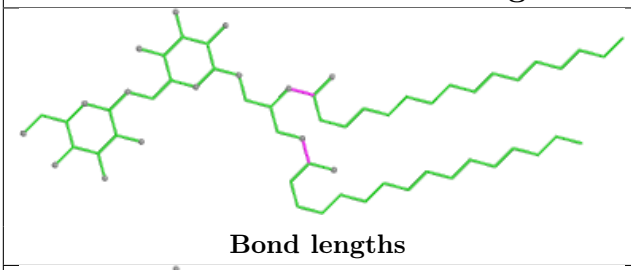

Bond lengths

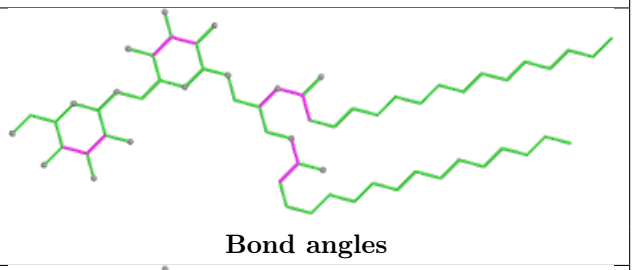

Bond angles

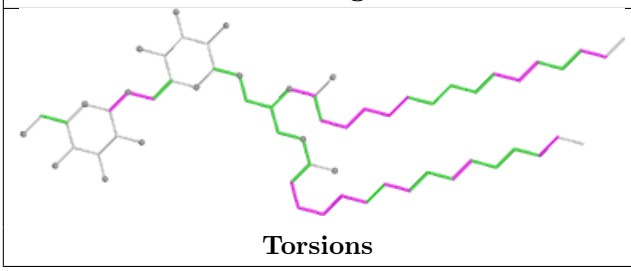

Torsions

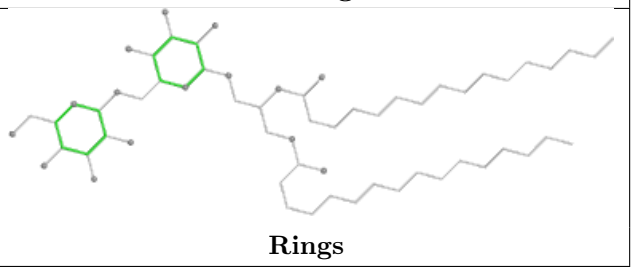

Rings

Ligand CYC RG 201

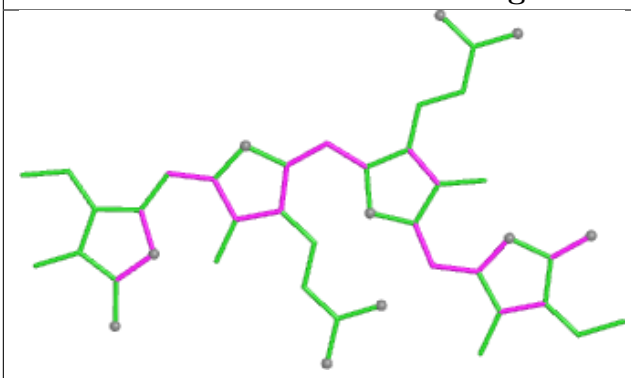

Bond lengths

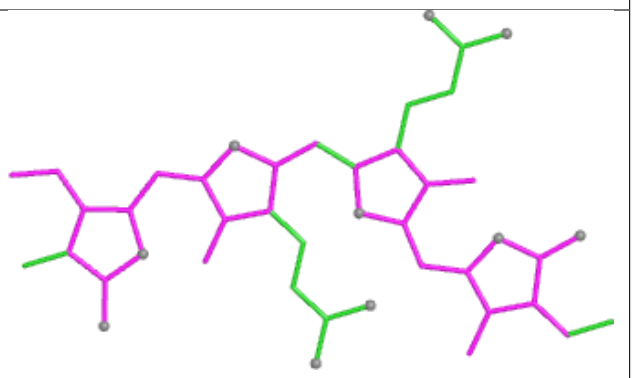

Bond angles

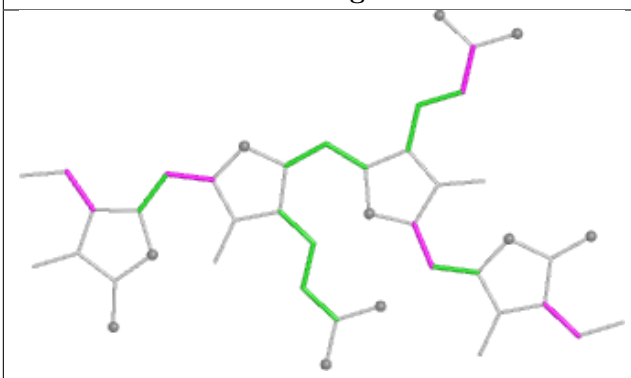

Torsions

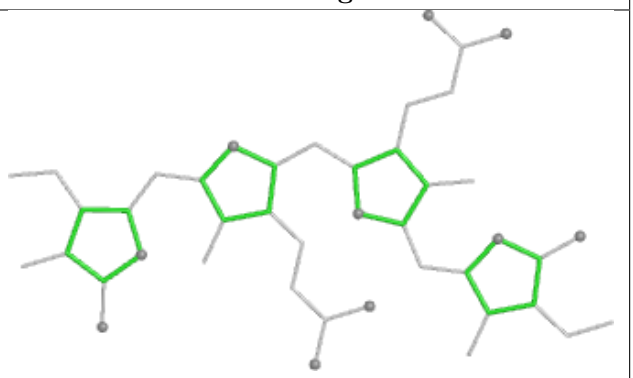

Rings

Ligand LMG BE 618

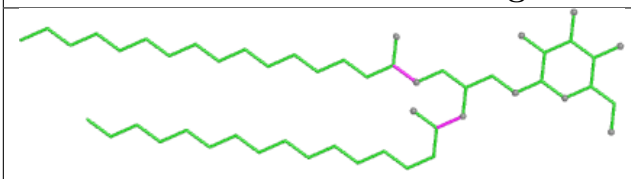

Bond lengths

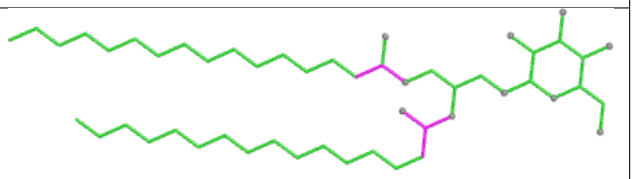

Bond angles

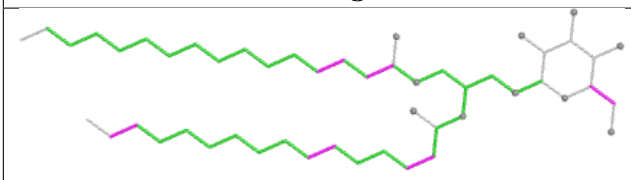

Torsions

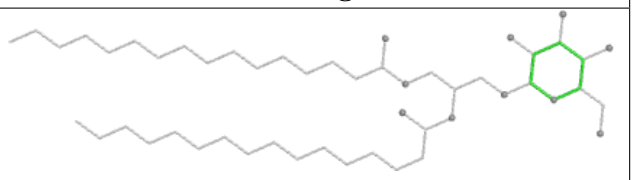

Rings

Ligand CLA hE 102

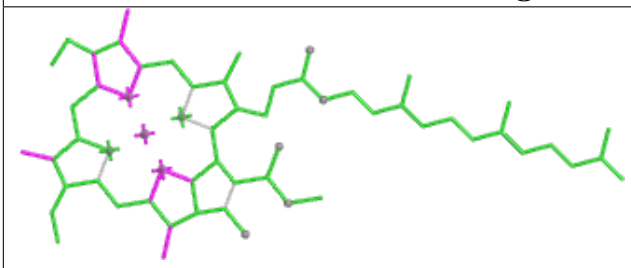

Bond lengths

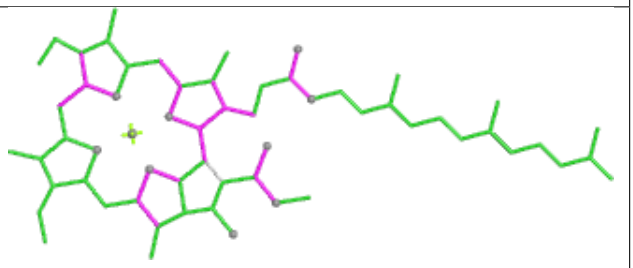

Bond angles

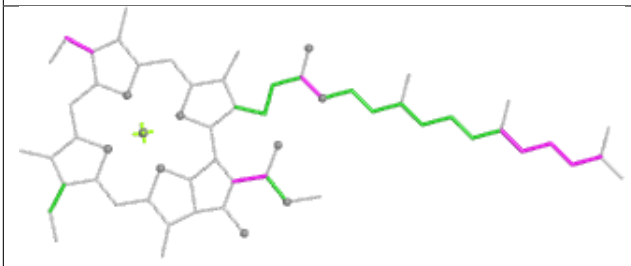

Torsions

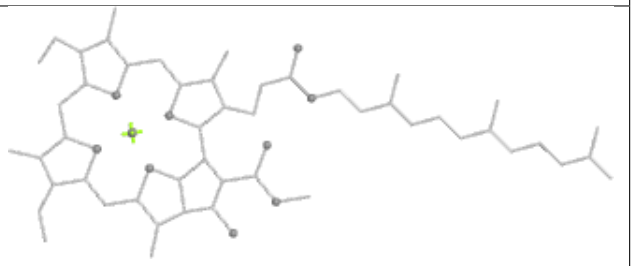

Rings

Ligand LMT AE 412

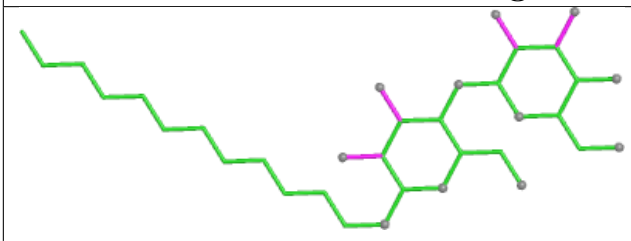

Bond lengths

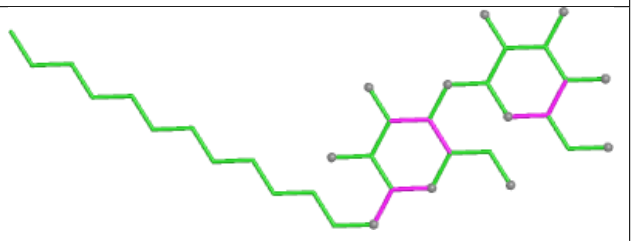

Bond angles

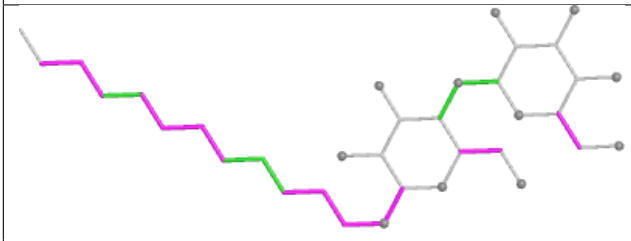

Torsions

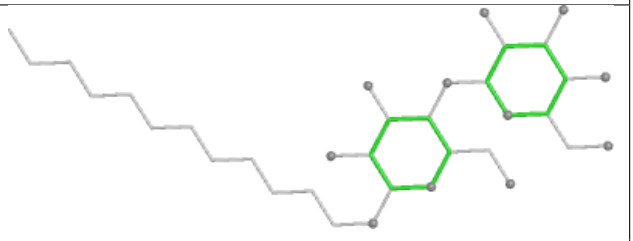

Rings

Ligand LMT d1 413

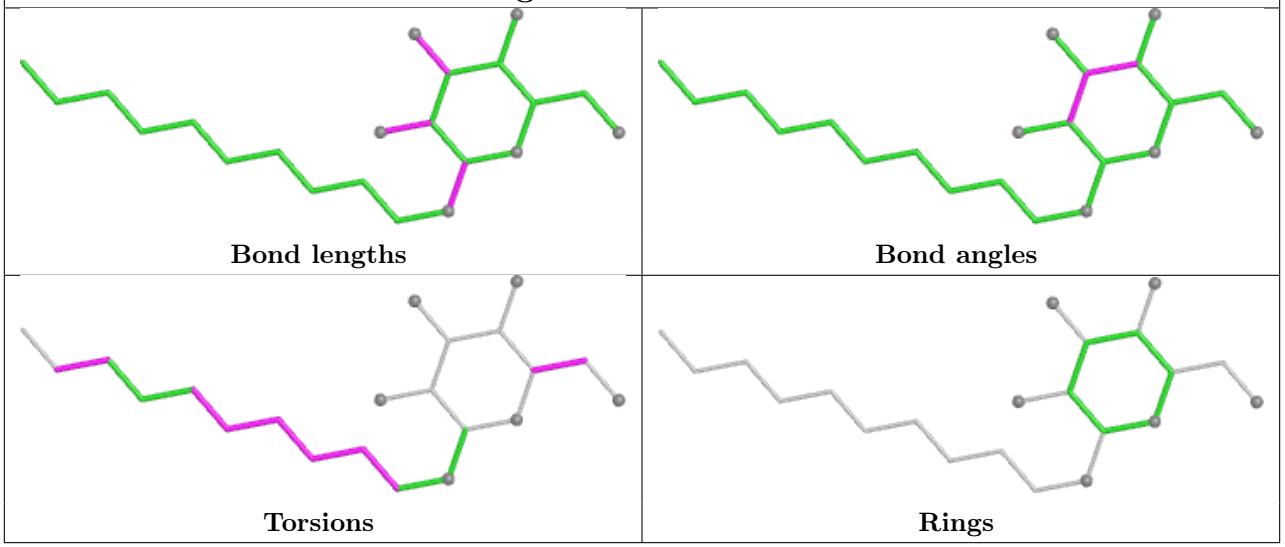

Ligand CYC eC 202

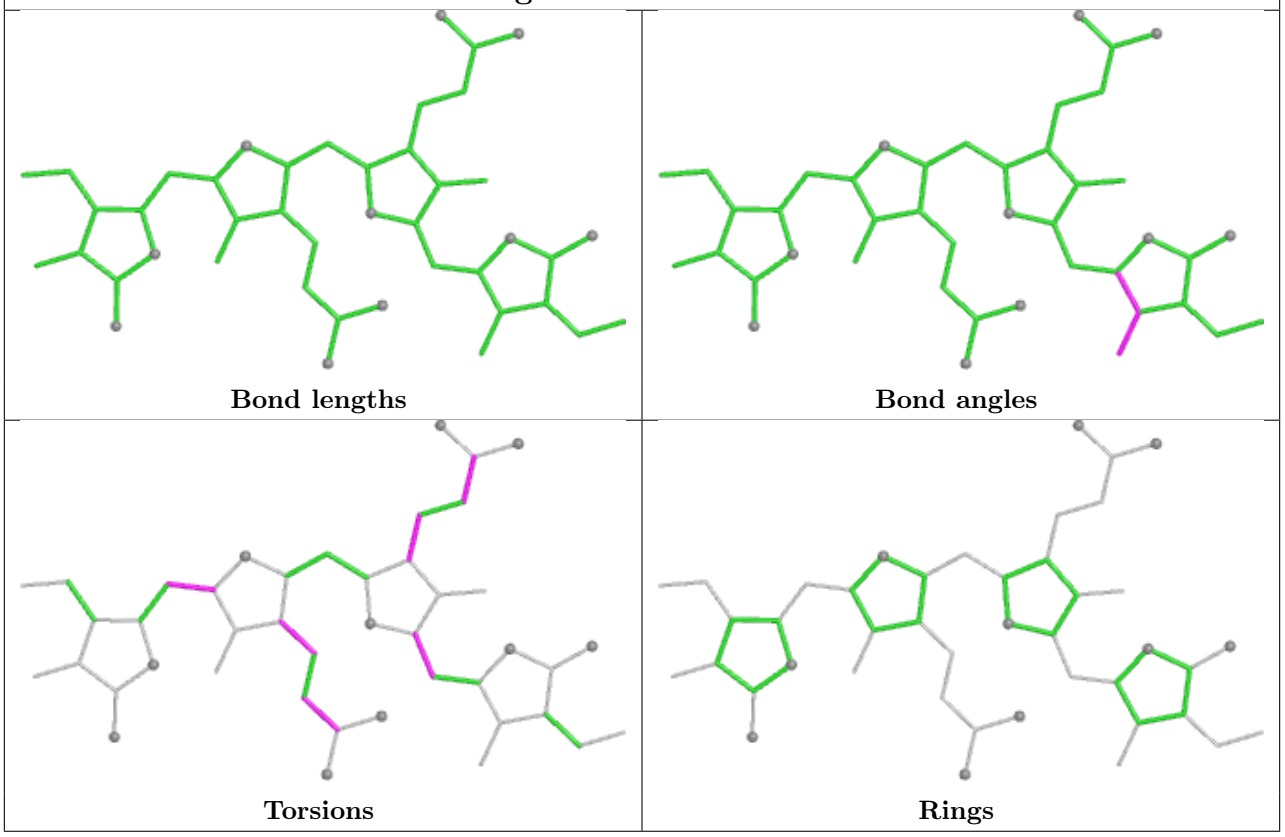

Ligand CYC c7 202

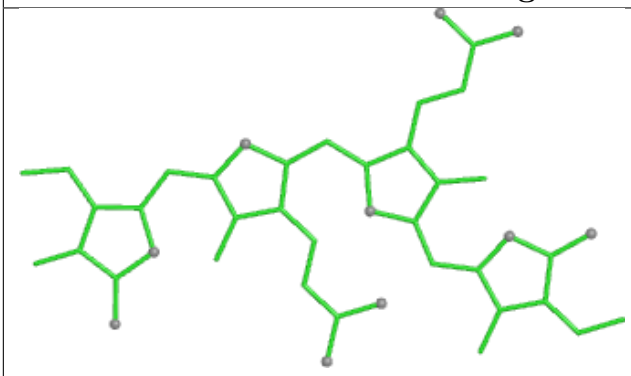

Bond lengths

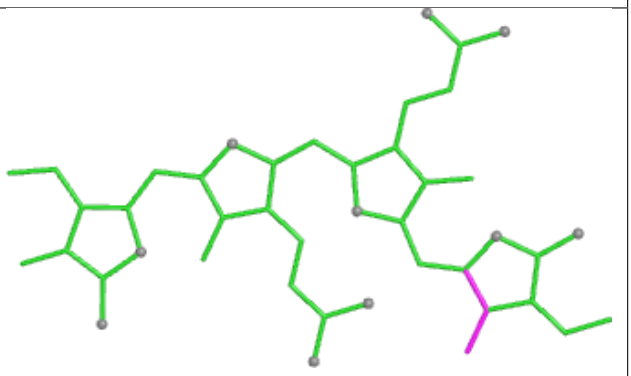

Bond angles

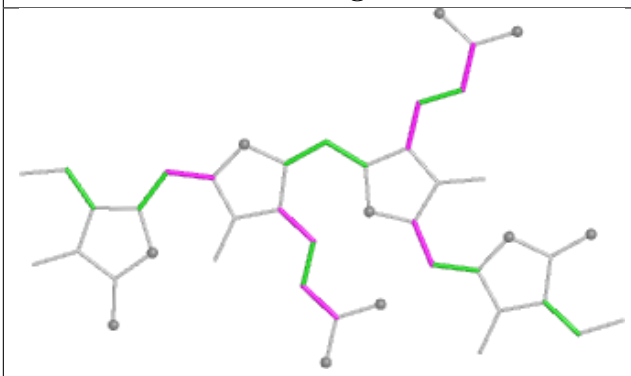

Torsions

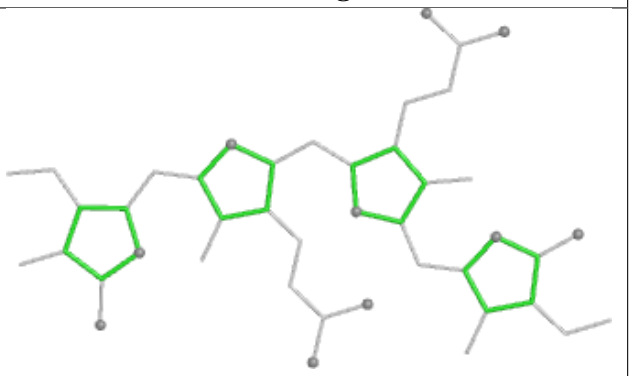

Rings

Ligand CLA BE 607

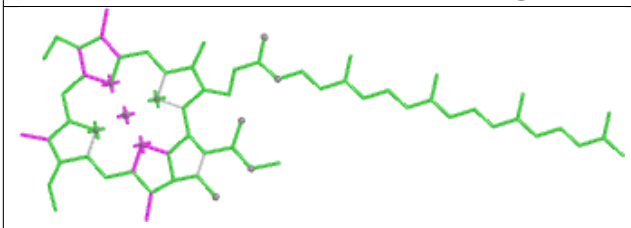

Bond lengths

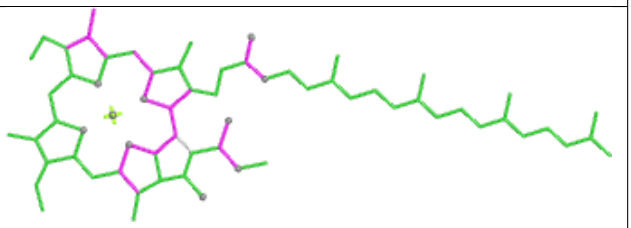

Bond angles

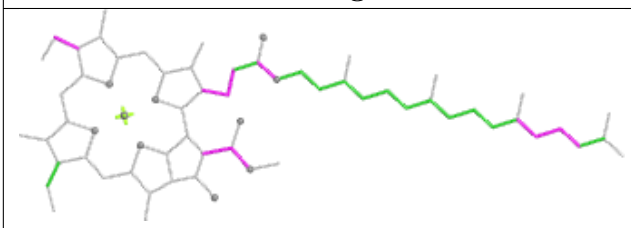

Torsions

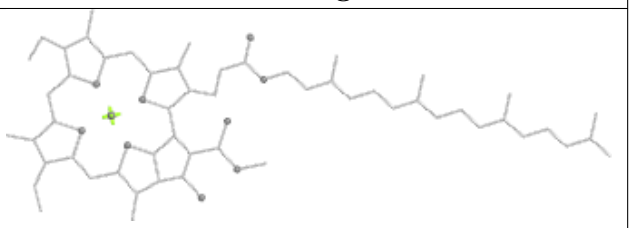

Rings

Ligand LMT A1 409



Bond lengths



Bond angles



Torsions

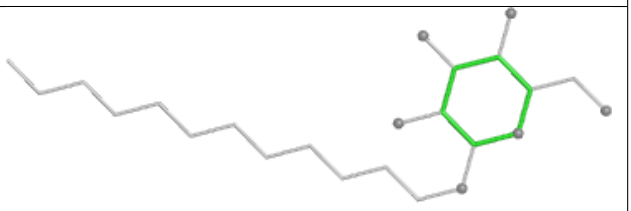

Rings

Ligand CYC gJ 202

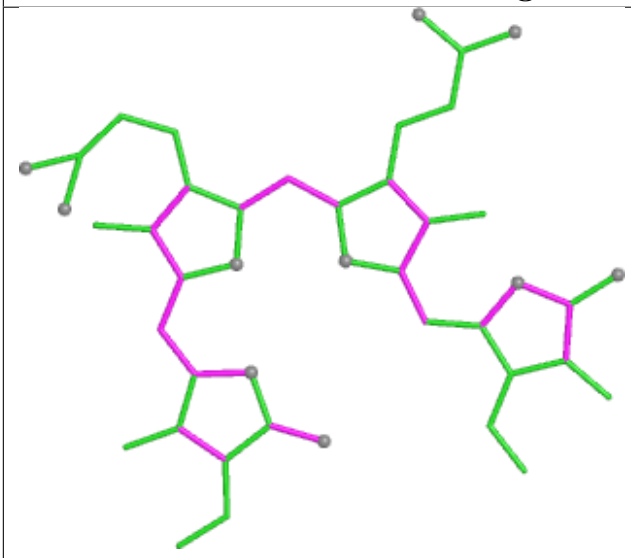

Bond lengths

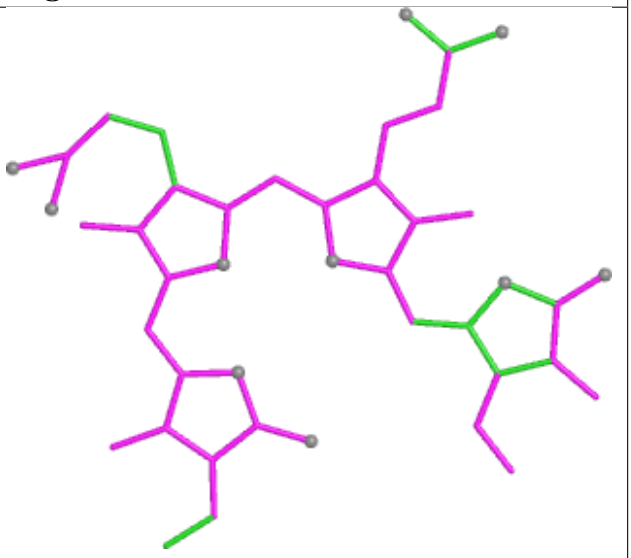

Bond angles

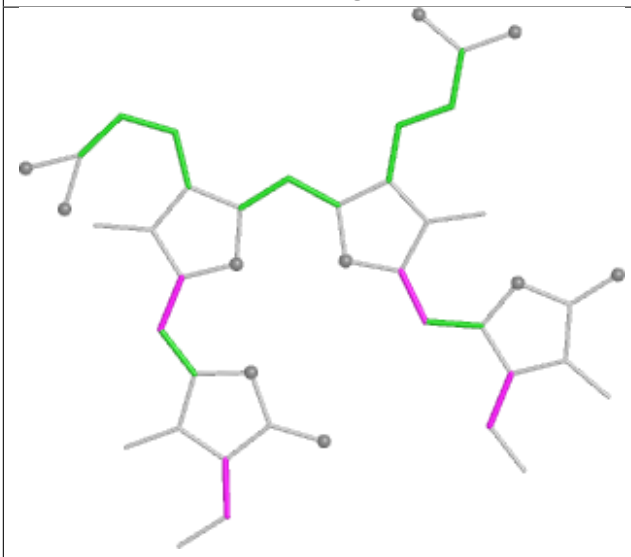

Torsions

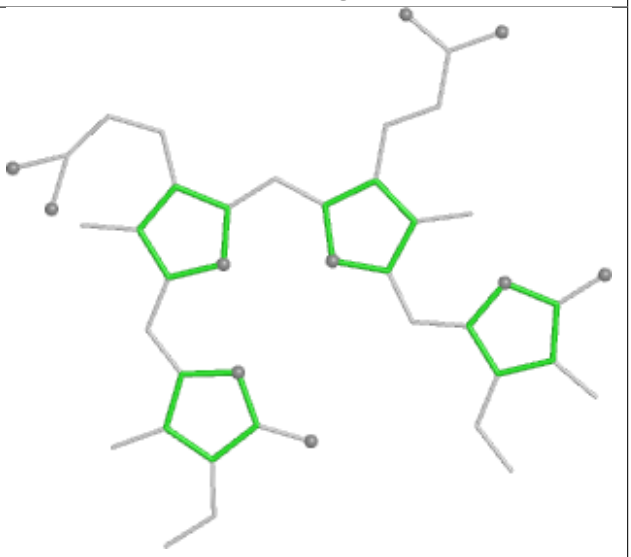

Rings

Ligand LHG A1 411

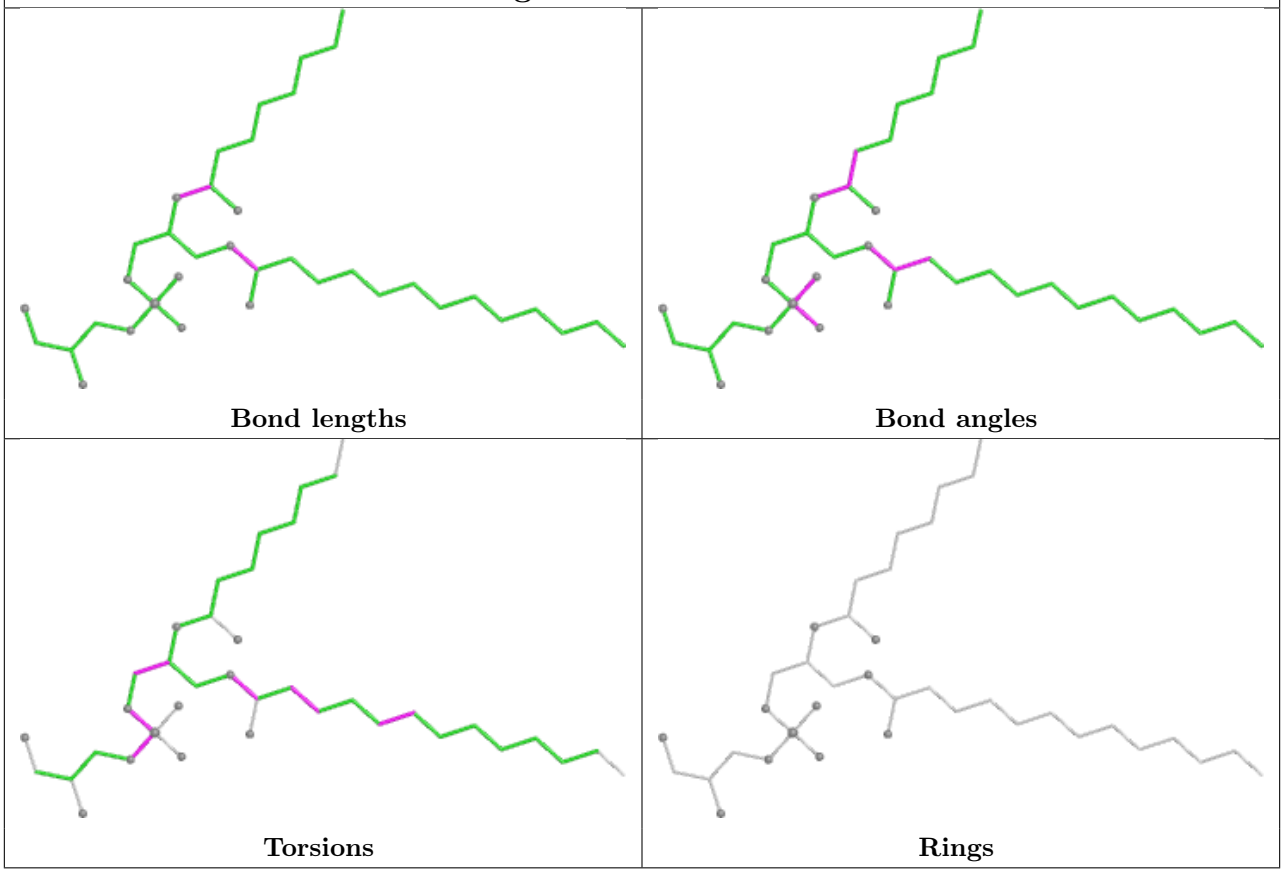

Ligand BCR CE 519

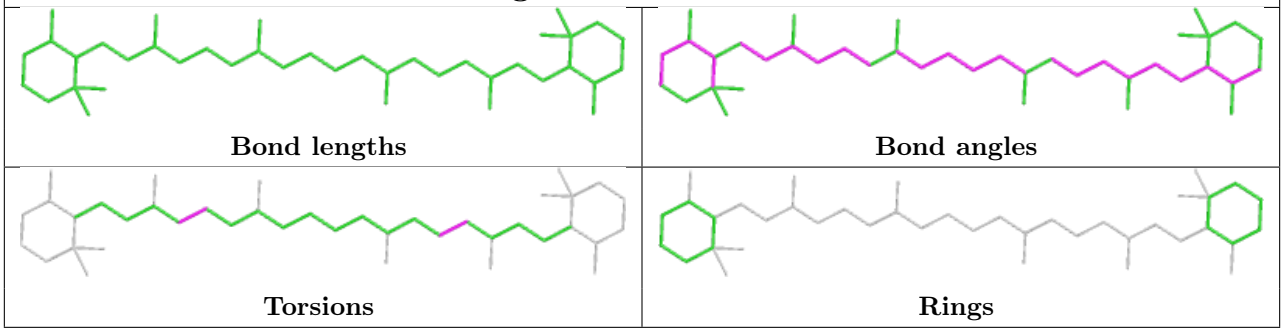

Ligand CYC gA 302

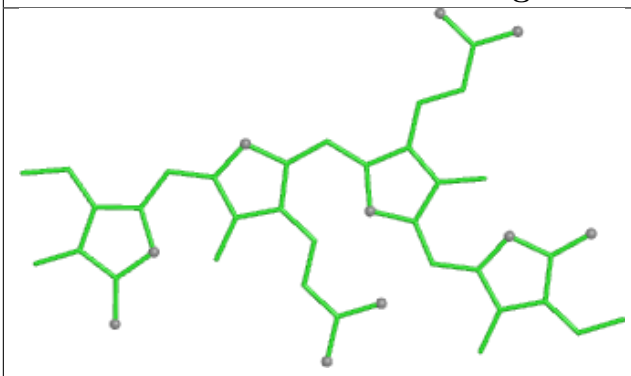

Bond lengths

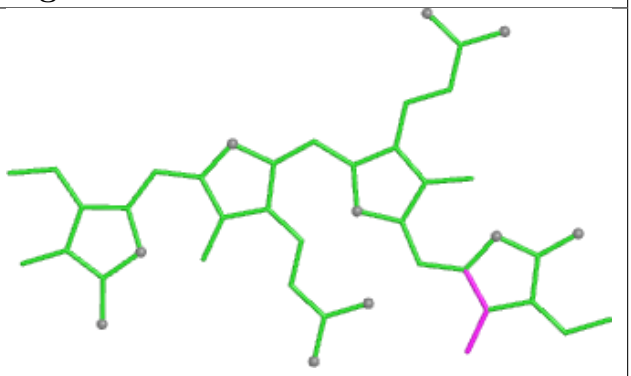

Bond angles

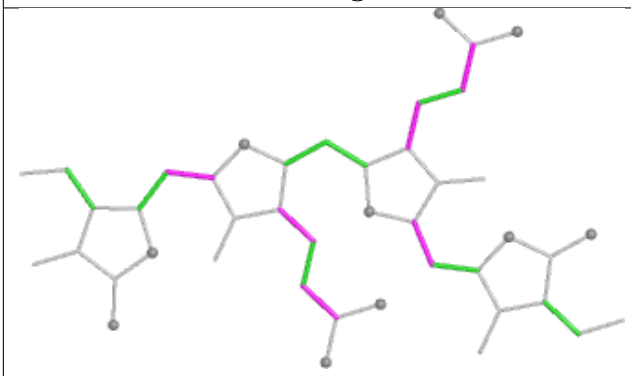

Torsions

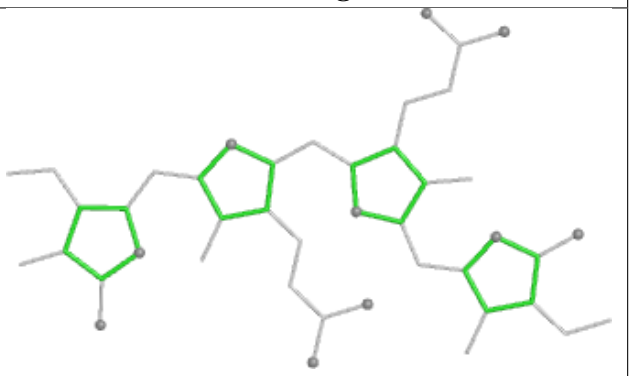

Rings

Ligand CLA BD 611

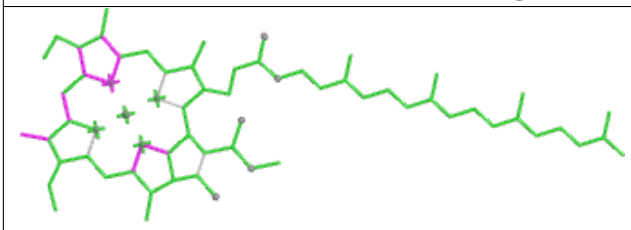

Bond lengths

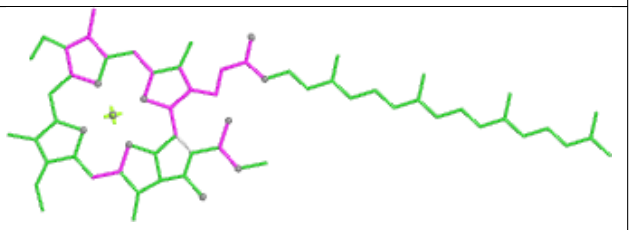

Bond angles

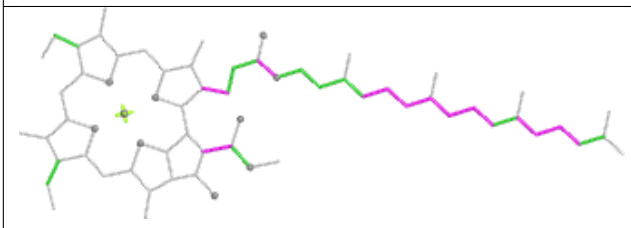

Torsions

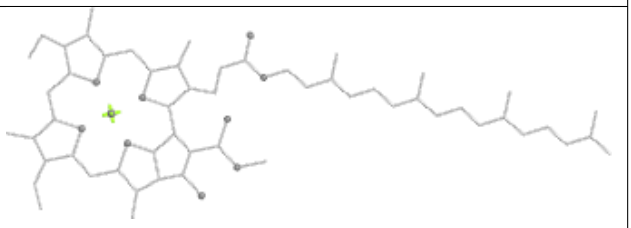

Rings

Ligand CYC e8 202

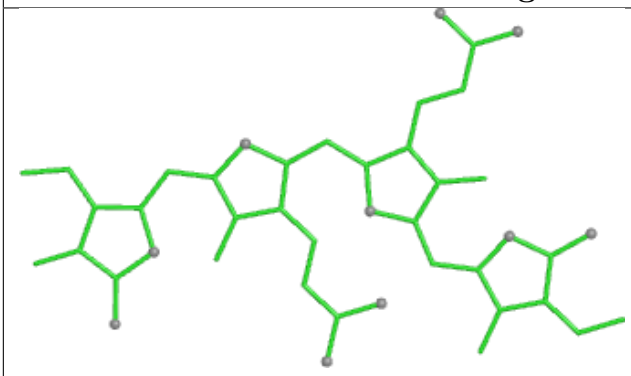

Bond lengths

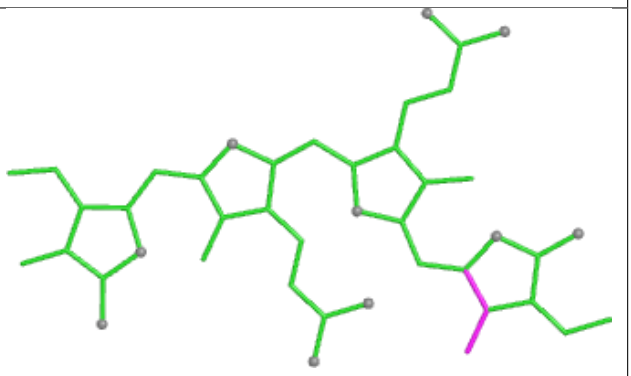

Bond angles

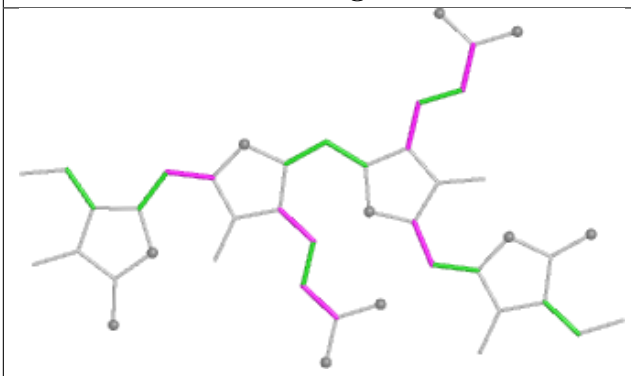

Torsions

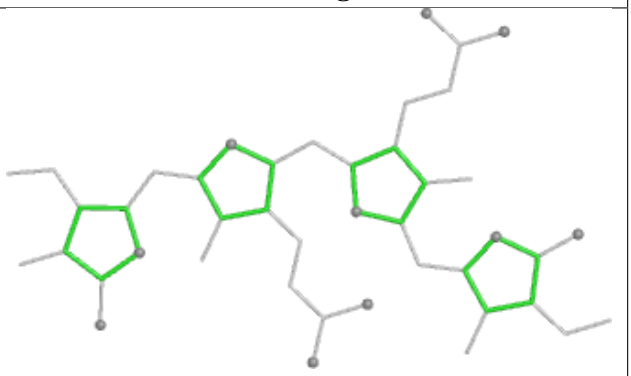

Rings

Ligand BCR zD 101



Bond lengths

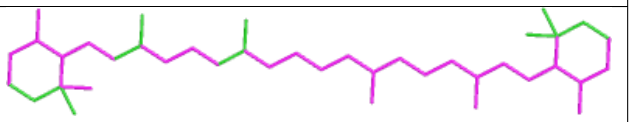

Bond angles

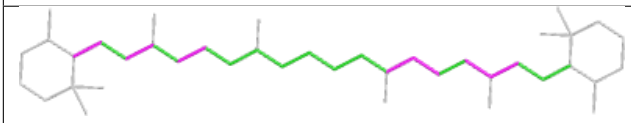

Torsions

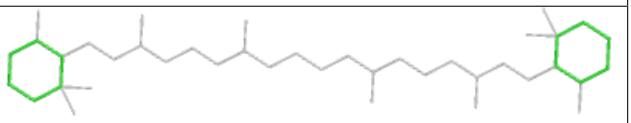

Rings

Ligand CYC iA 201

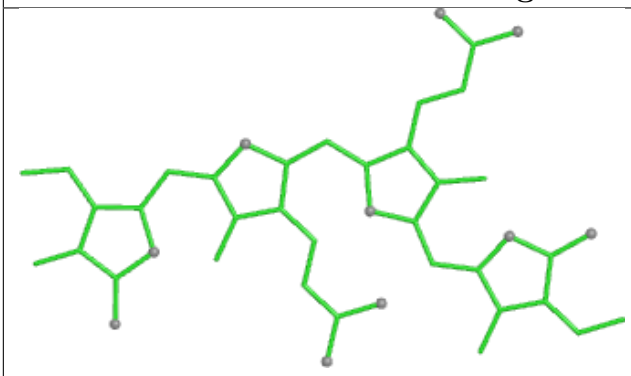

Bond lengths

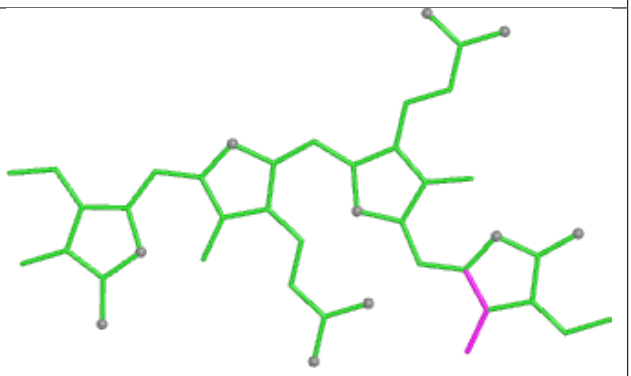

Bond angles

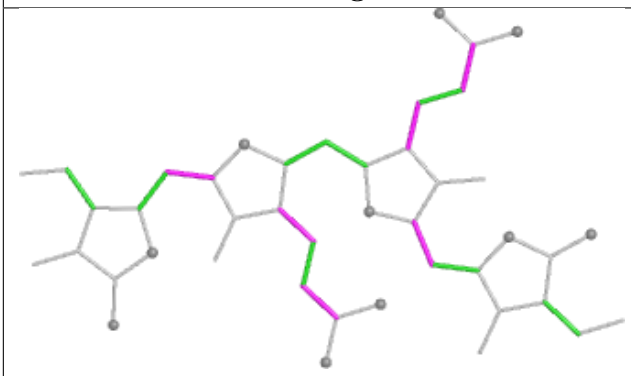

Torsions

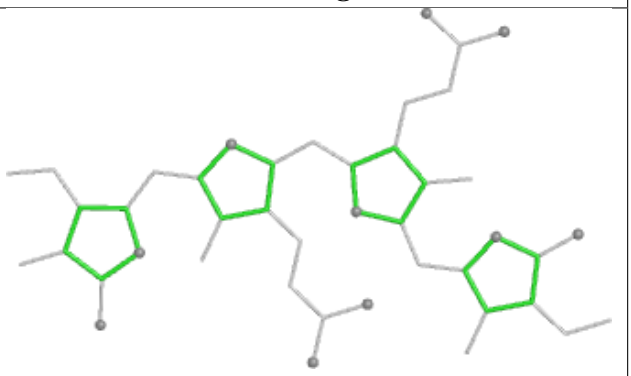

Rings

Ligand CYC tB 1001

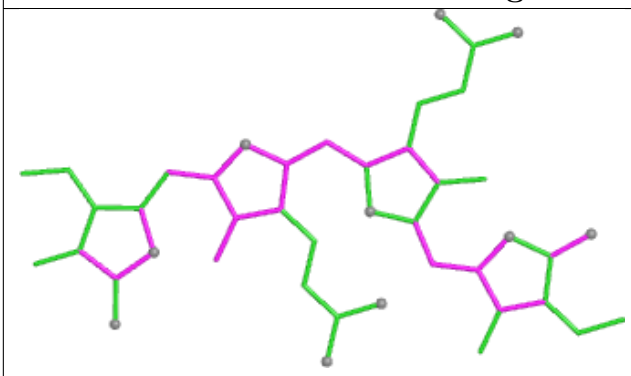

Bond lengths

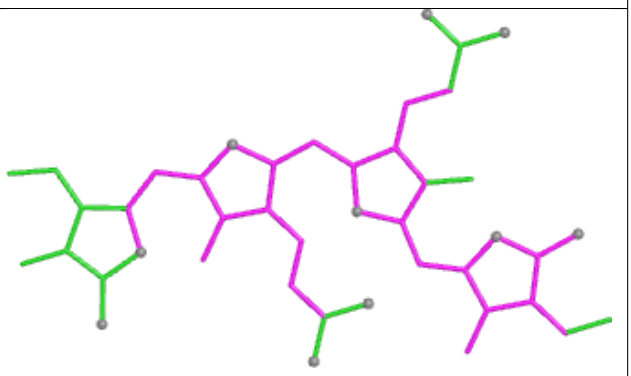

Bond angles

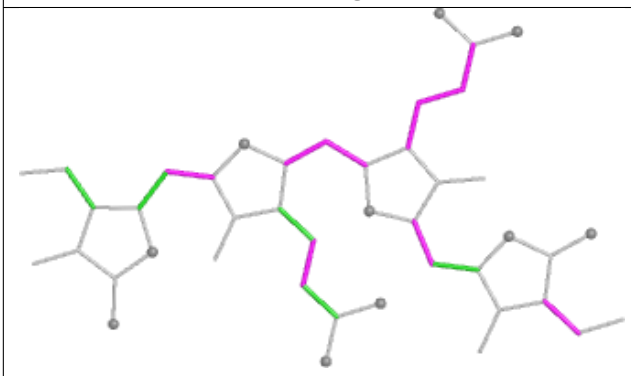

Torsions

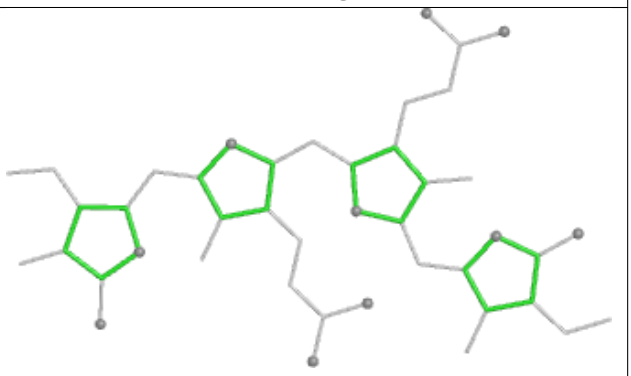

Rings

Ligand DGD C1 518

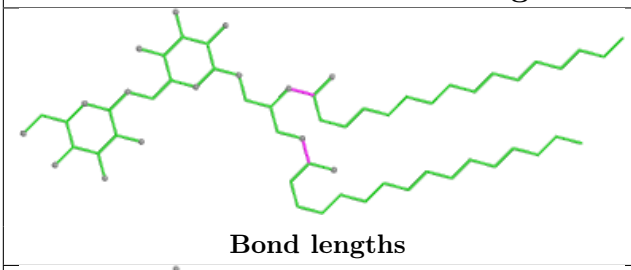

Bond lengths

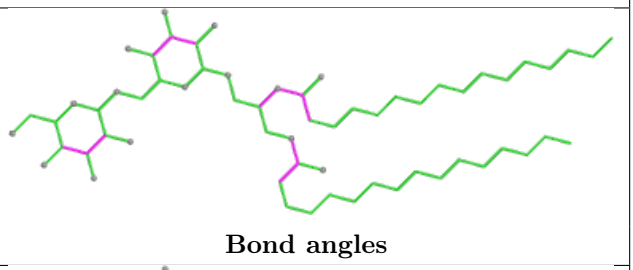

Bond angles

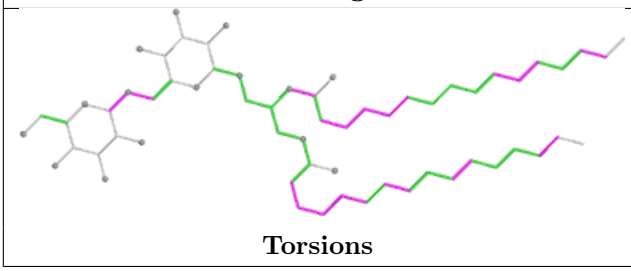

Torsions

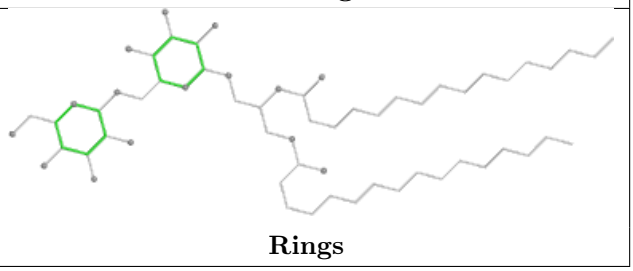

Rings

Ligand CYC P4 201

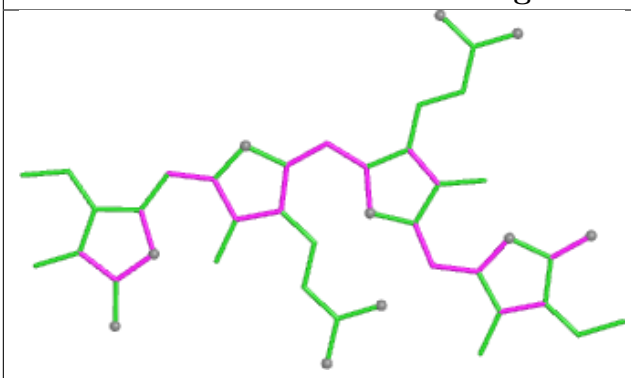

Bond lengths

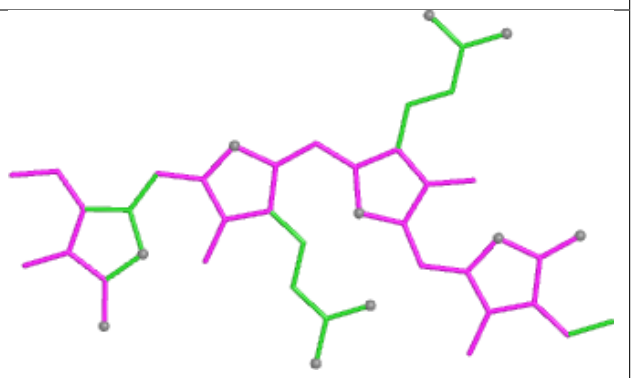

Bond angles

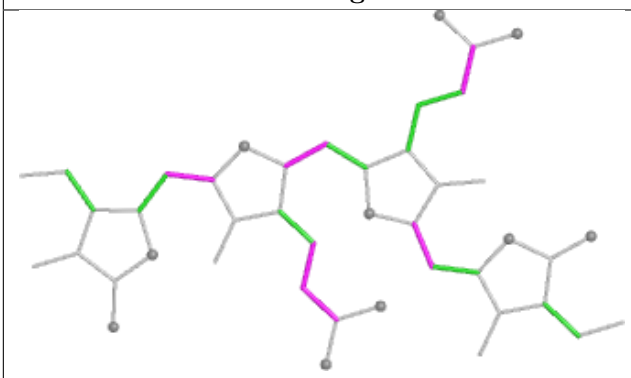

Torsions

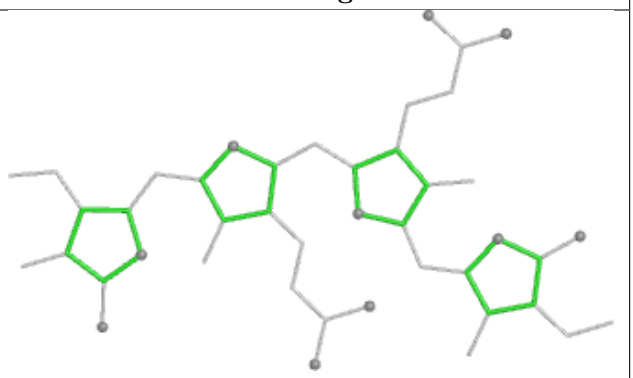

Rings

Ligand LMG m1 101	
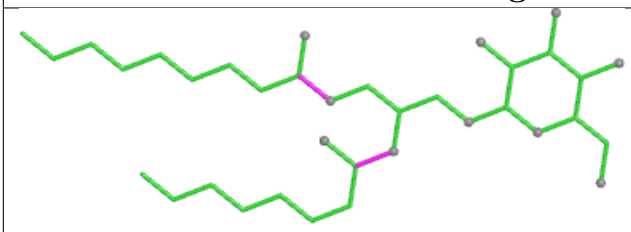	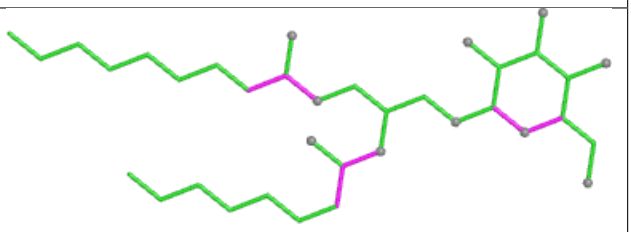
Bond lengths	**Bond angles**
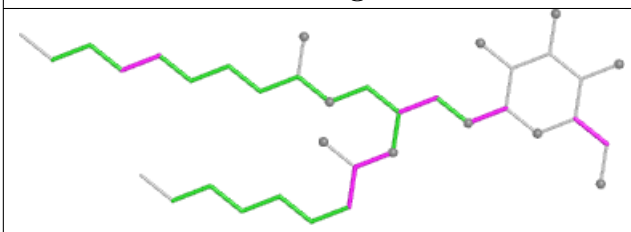	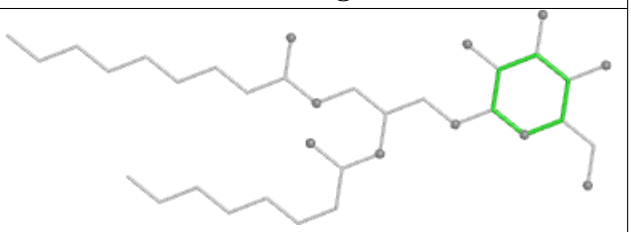
Torsions	**Rings**

Ligand CYC g9 202

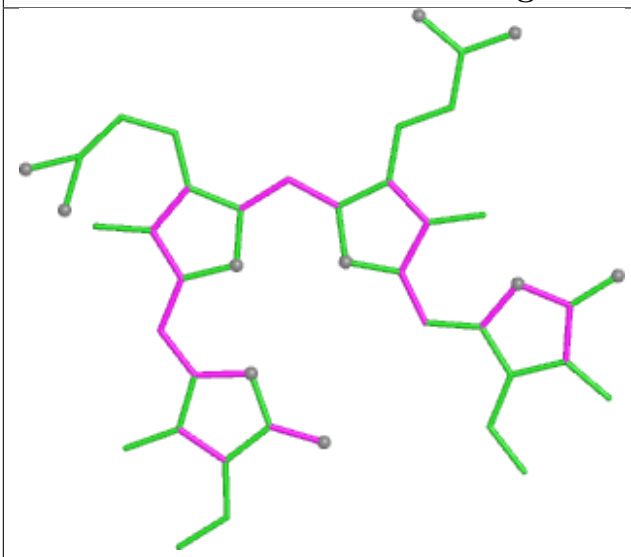

Bond lengths

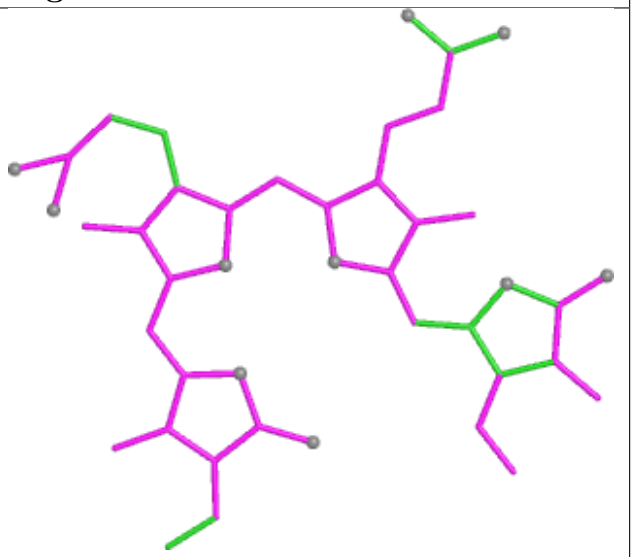

Bond angles

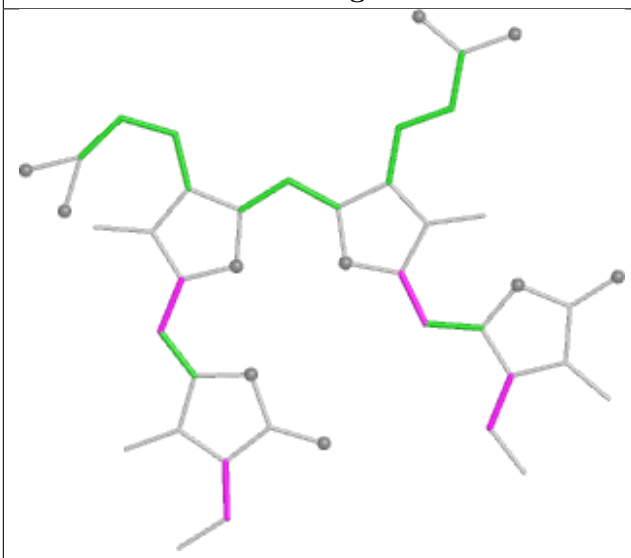

Torsions

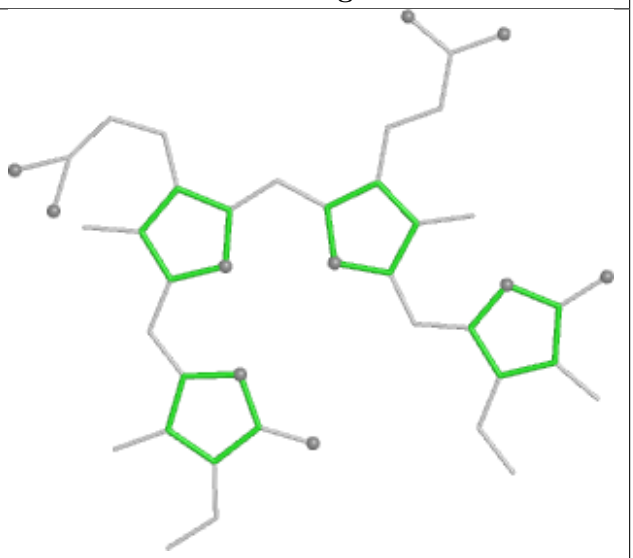

Rings

Ligand CLA cD 514

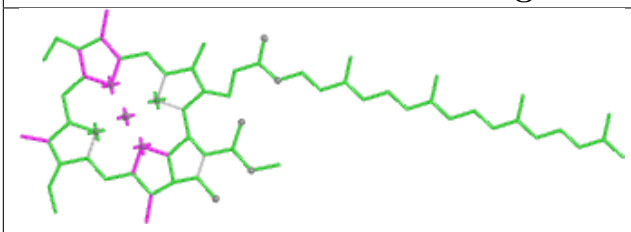

Bond lengths

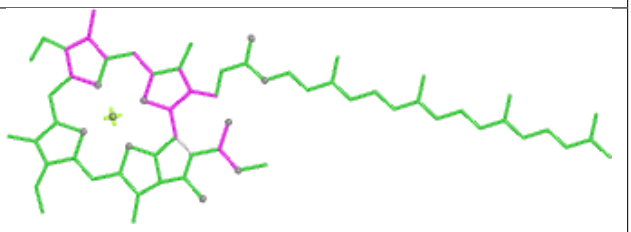

Bond angles

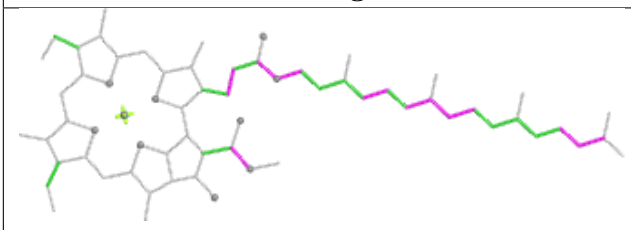

Torsions

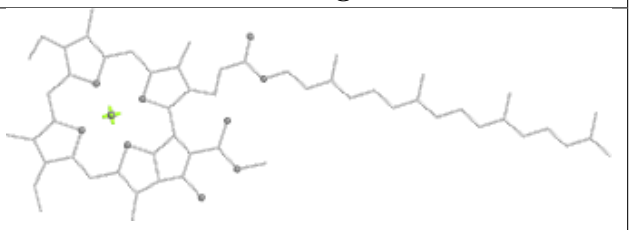

Rings

Ligand CLA C1 511

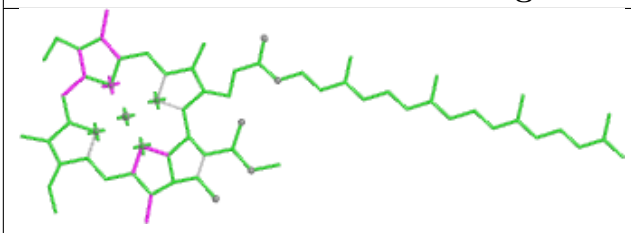

Bond lengths

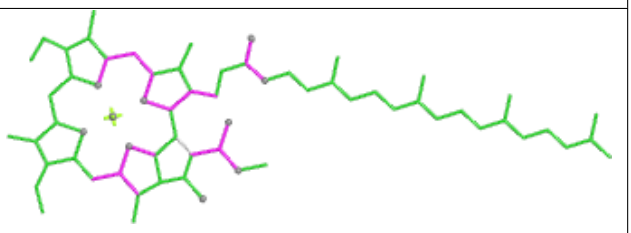

Bond angles

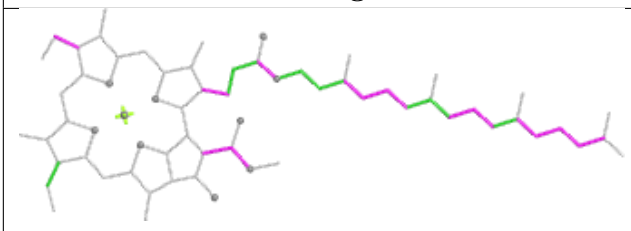

Torsions

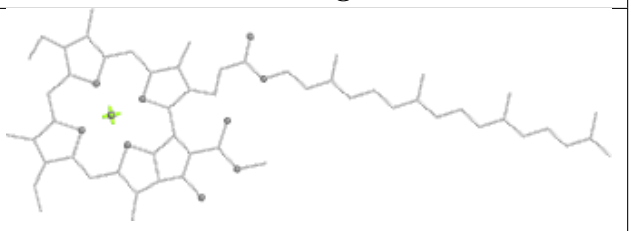

Rings

Ligand LMT D1 403



Bond lengths



Bond angles



Torsions

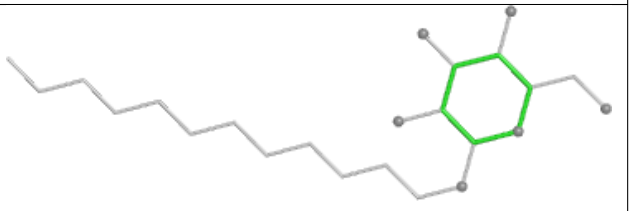

Rings

Ligand LHG e1 101

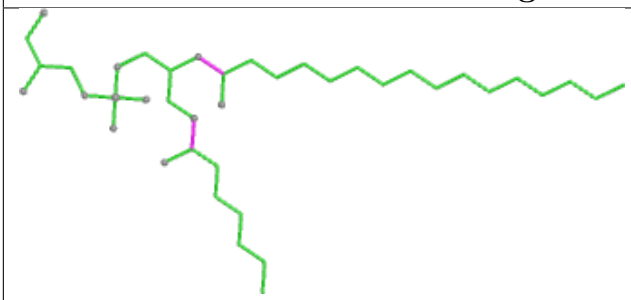

Bond lengths

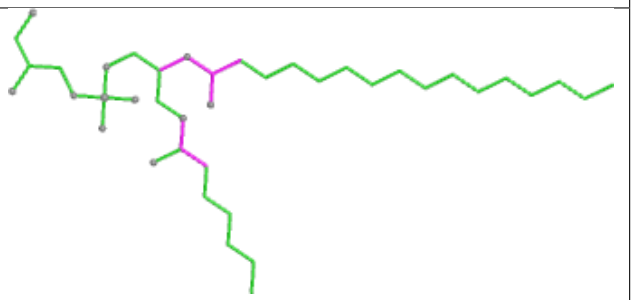

Bond angles

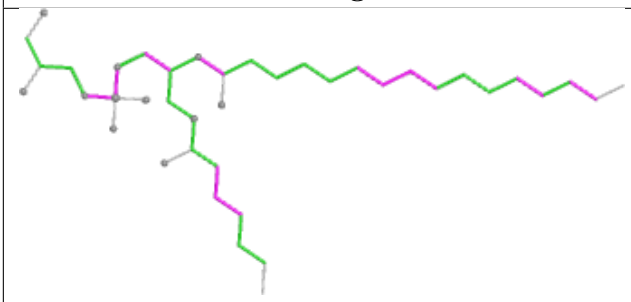

Torsions

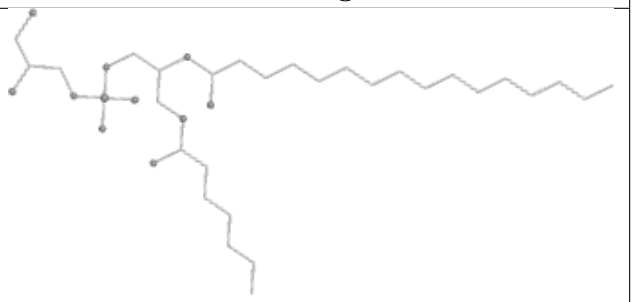

Rings

Ligand CLA hE 101

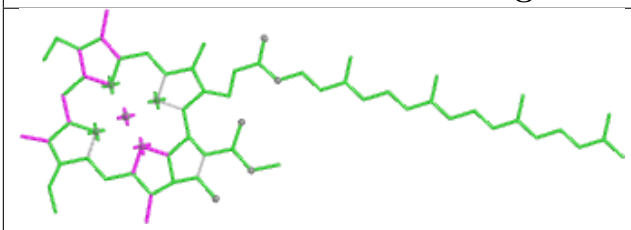

Bond lengths

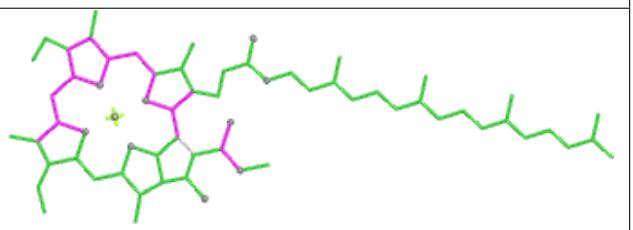

Bond angles

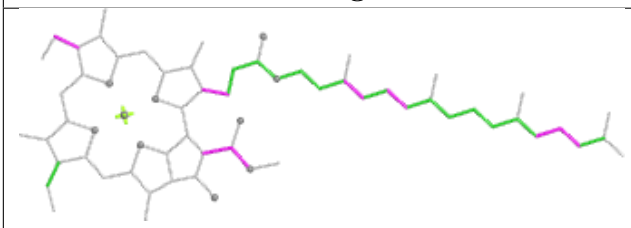

Torsions

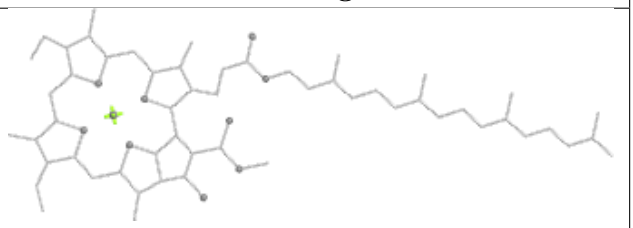

Rings

Ligand CLA cE 507

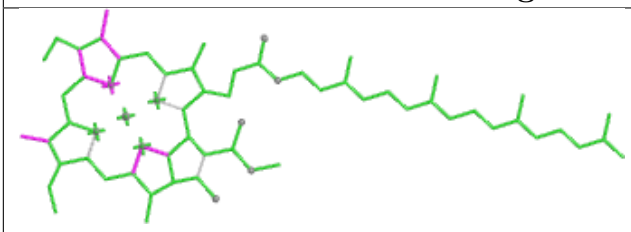

Bond lengths

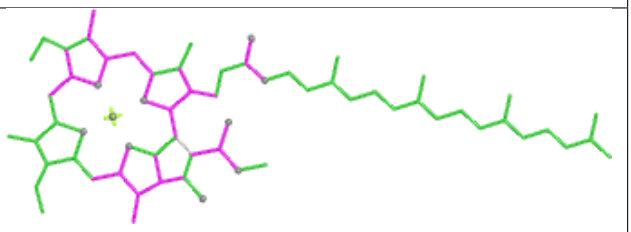

Bond angles

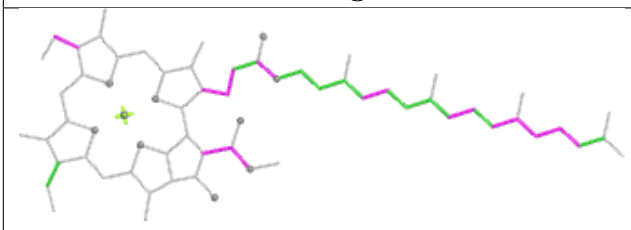

Torsions

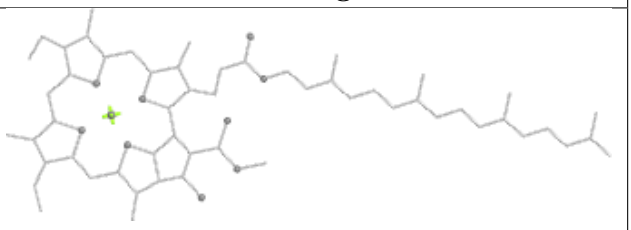

Rings

Ligand CYC e5 202

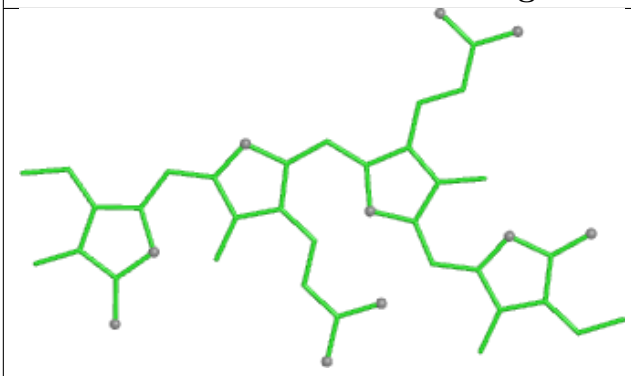

Bond lengths

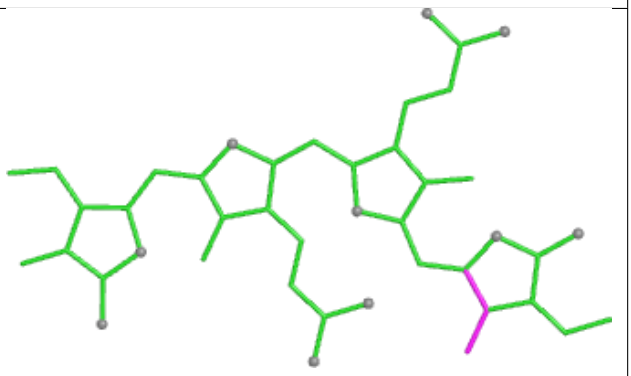

Bond angles

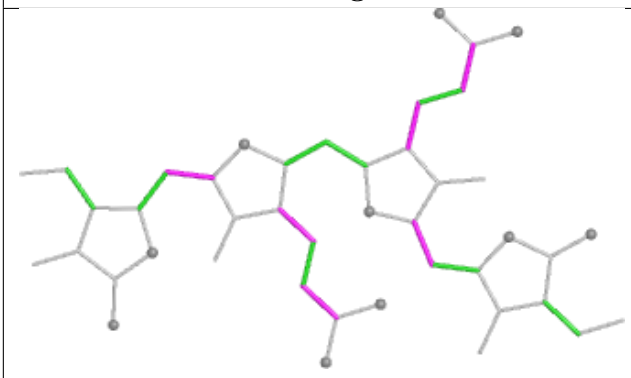

Torsions

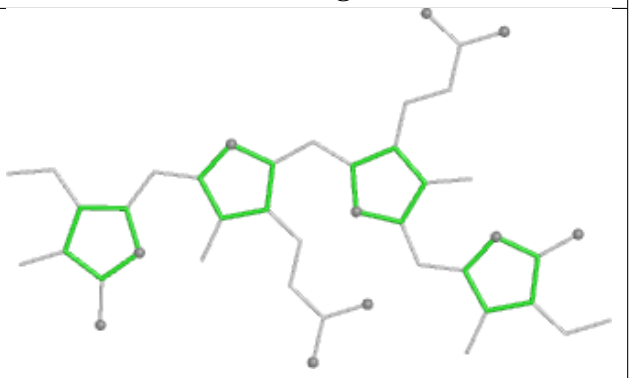

Rings

Ligand CYC Q4 201

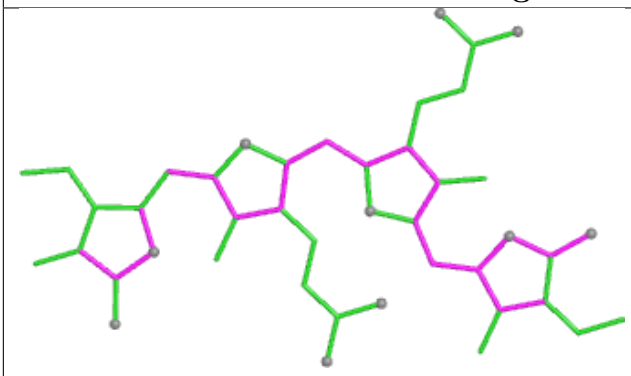

Bond lengths

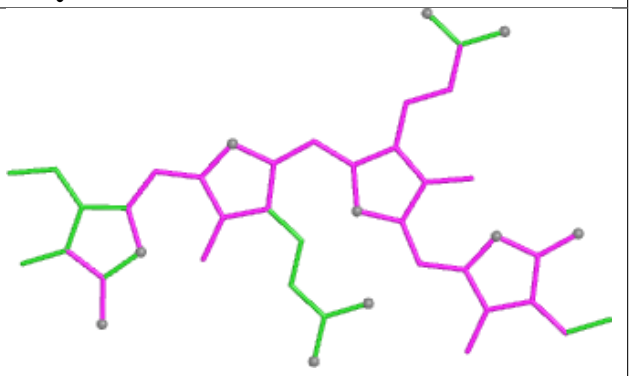

Bond angles

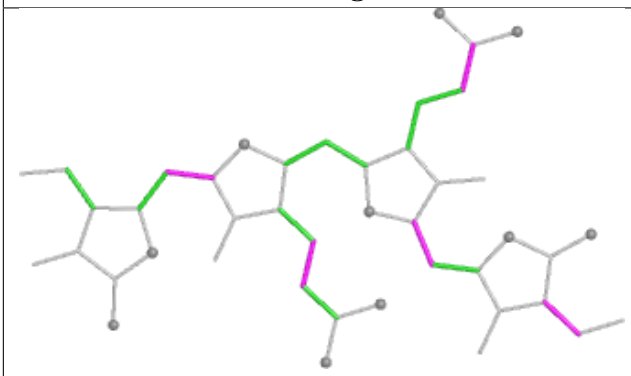

Torsions

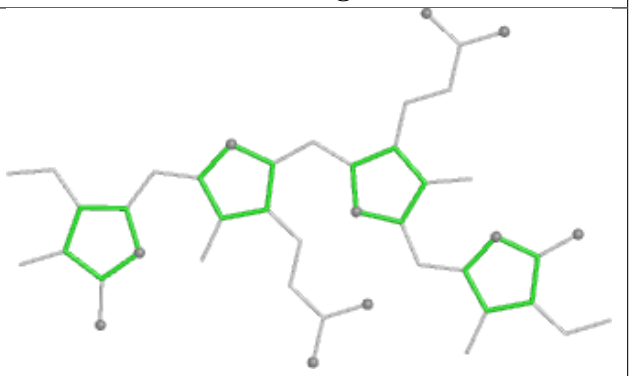

Rings

Ligand CYC mI 201

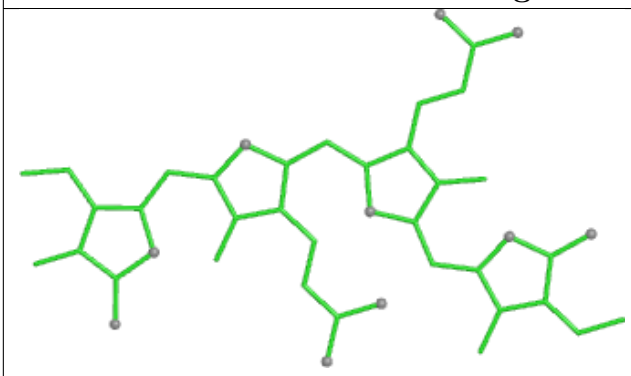

Bond lengths

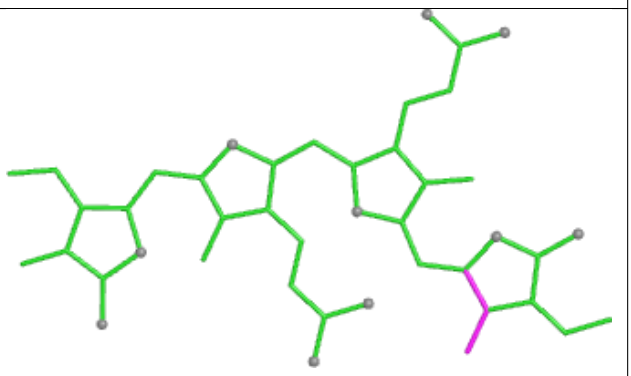

Bond angles

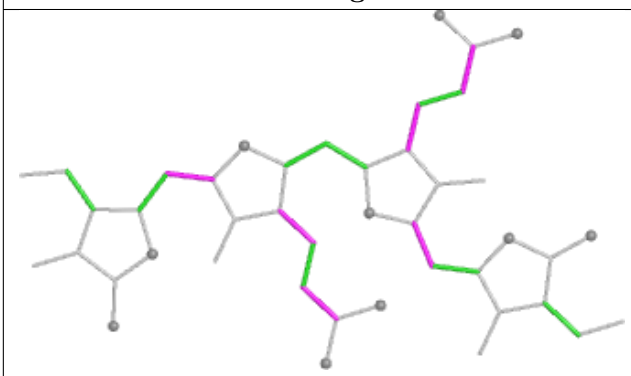

Torsions

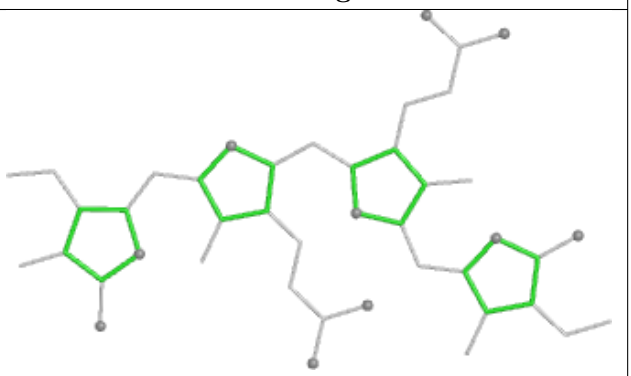

Rings

Ligand CYC OB 201

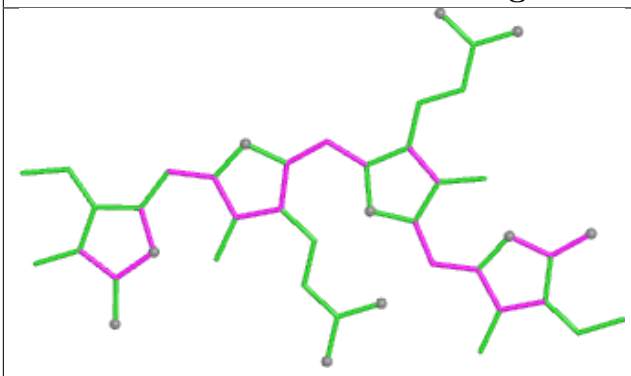

Bond lengths

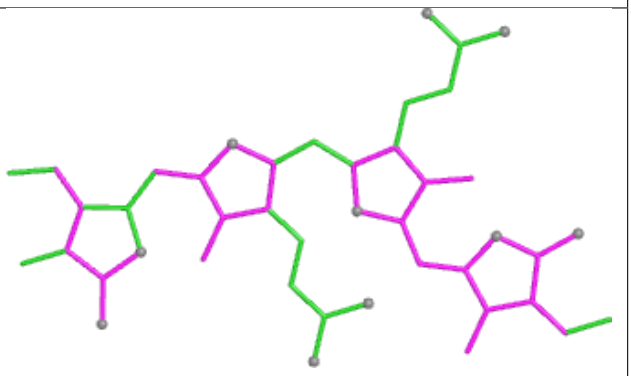

Bond angles

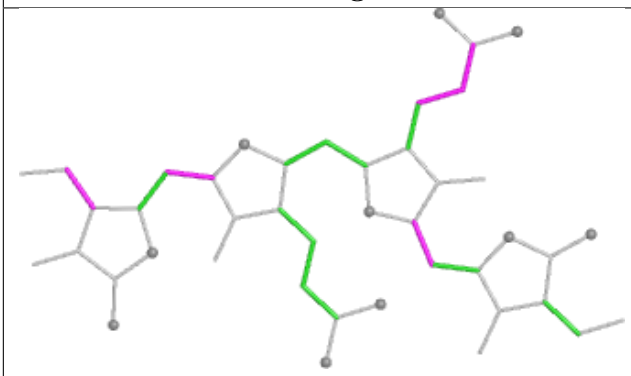

Torsions

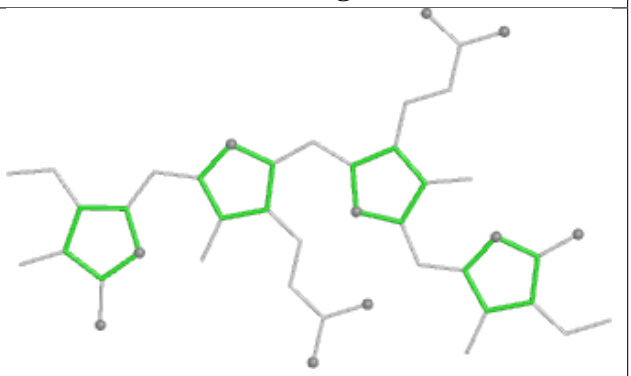

Rings

Ligand CLA C1 514

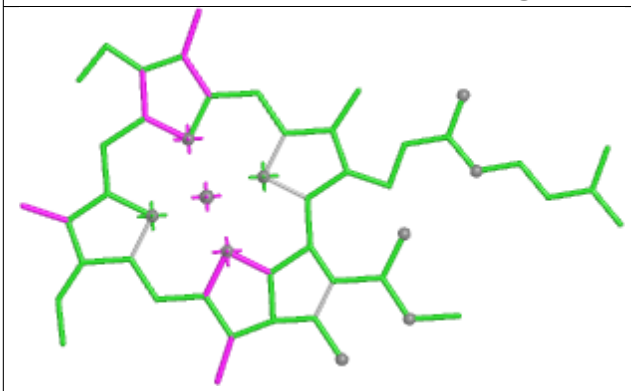

Bond lengths

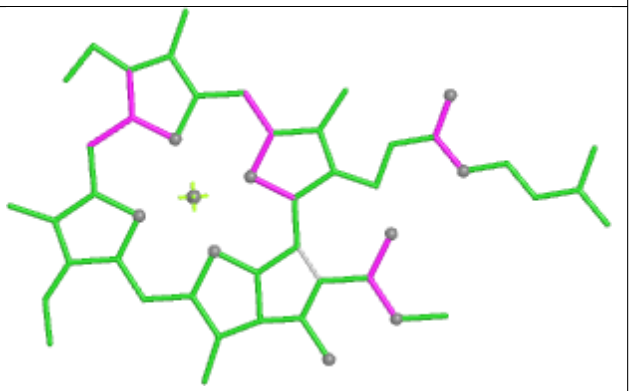

Bond angles

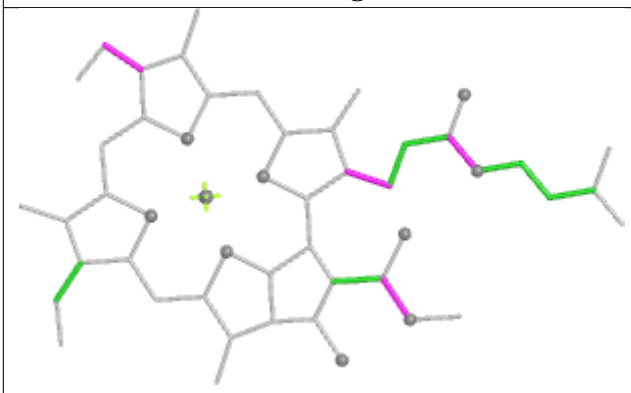

Torsions

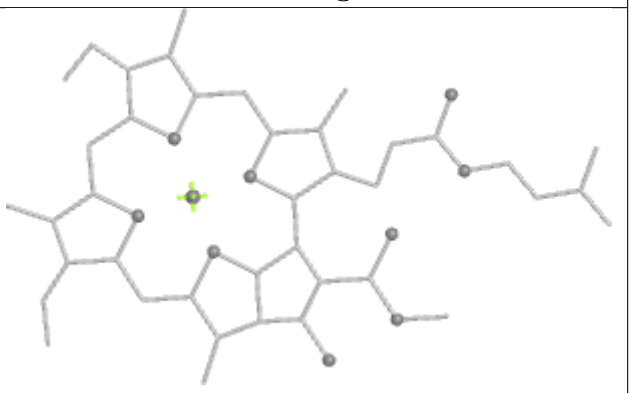

Rings

Ligand LMG JE 102

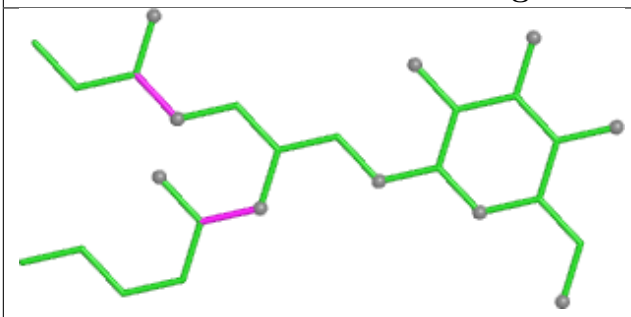

Bond lengths

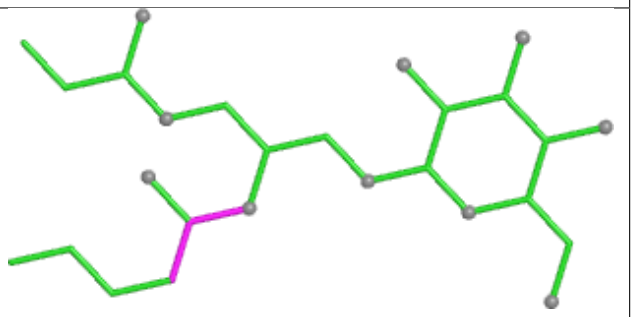

Bond angles

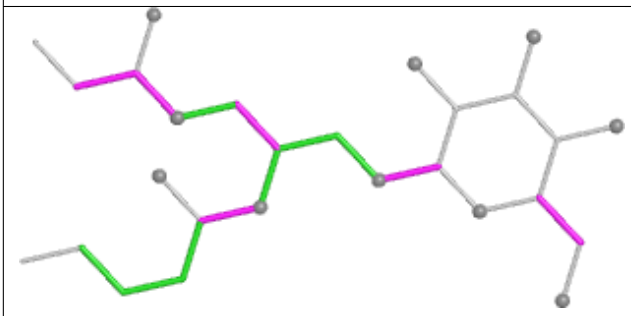

Torsions

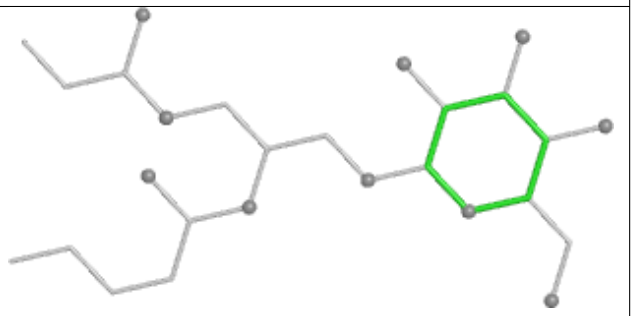

Rings

Ligand LMT jD 101

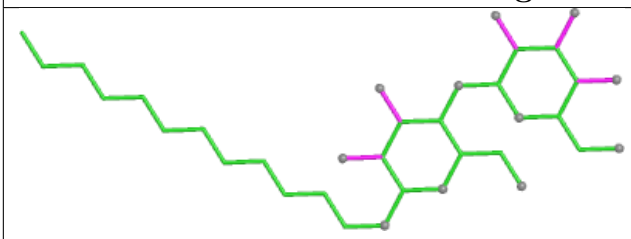

Bond lengths

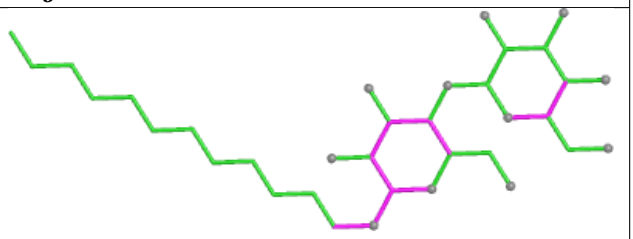

Bond angles

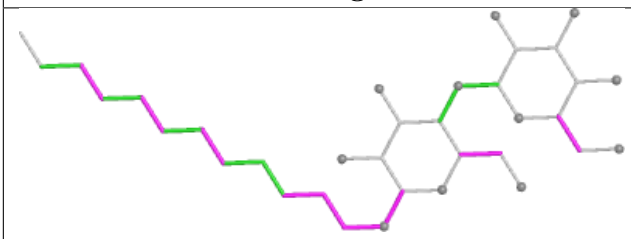

Torsions

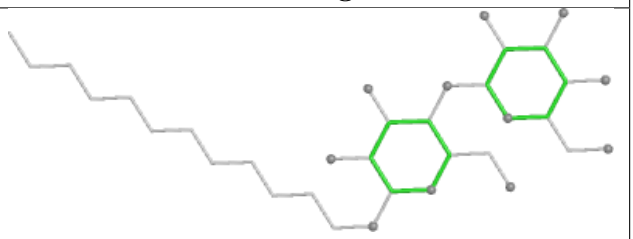

Rings

Ligand CYC cA 201

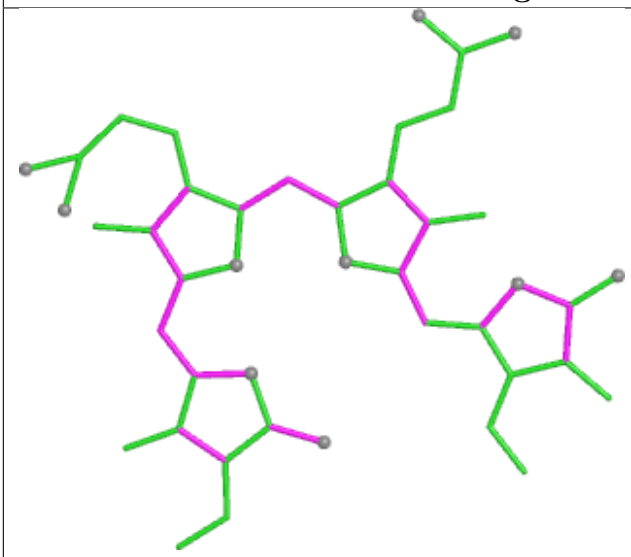

Bond lengths

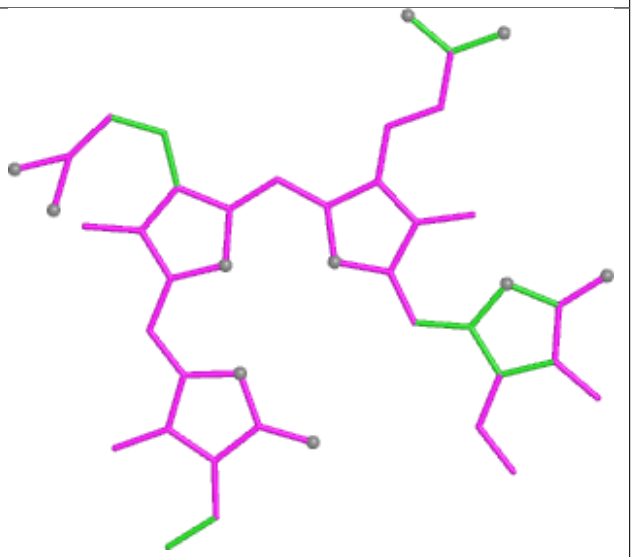

Bond angles

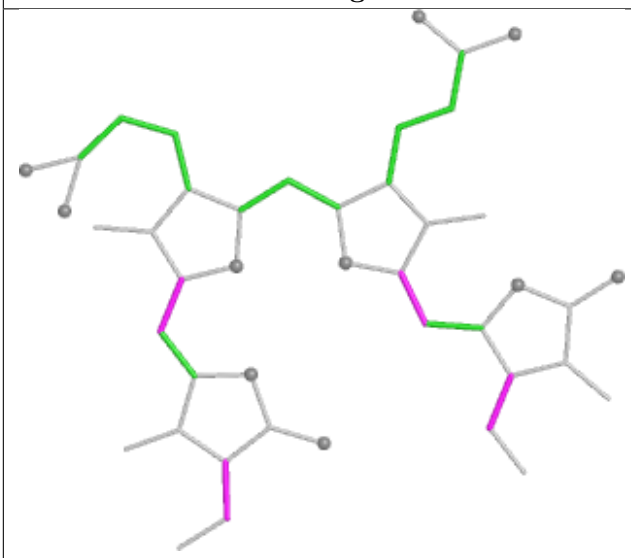

Torsions

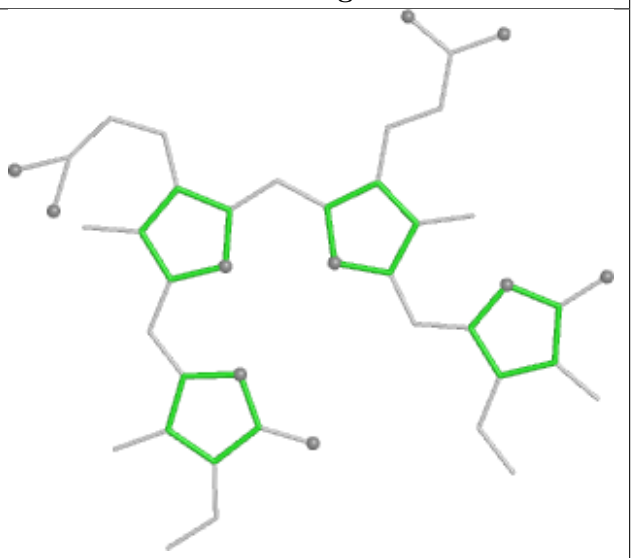

Rings

Ligand CLA cD 510

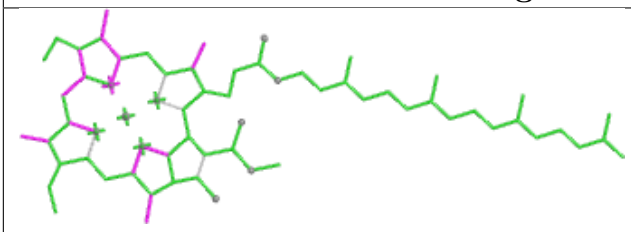

Bond lengths

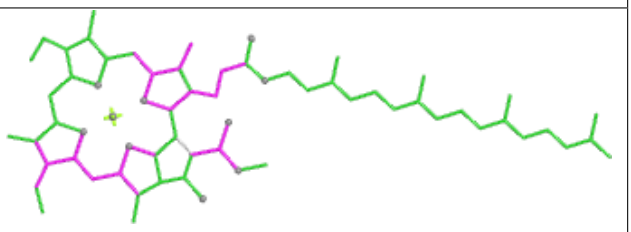

Bond angles

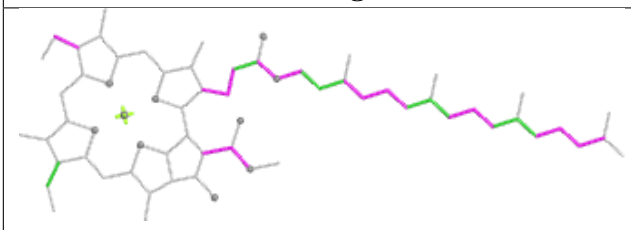

Torsions

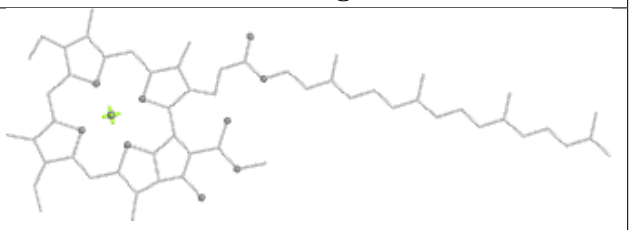

Rings

Ligand CYC hI 201

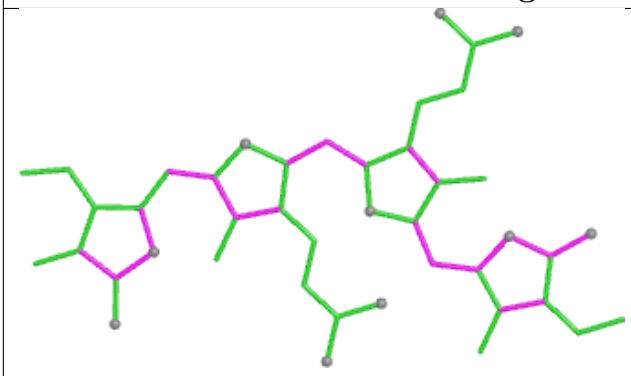

Bond lengths

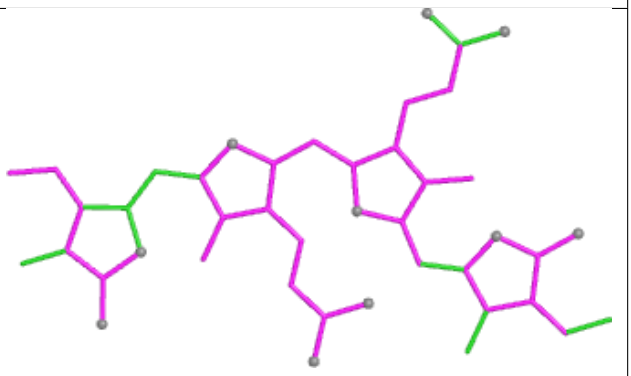

Bond angles

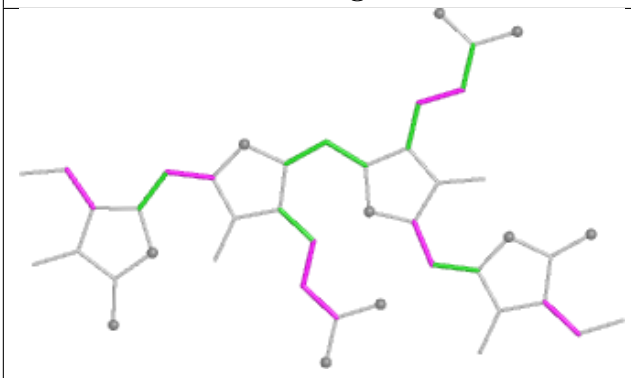

Torsions

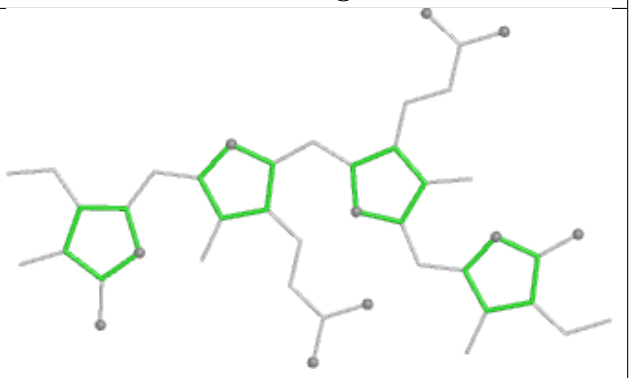

Rings

Ligand BCR hE 105

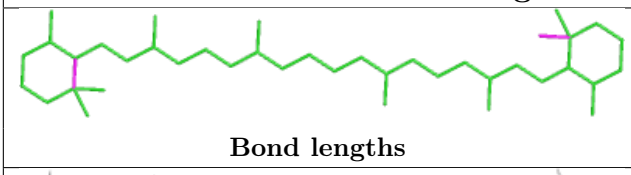

Bond lengths

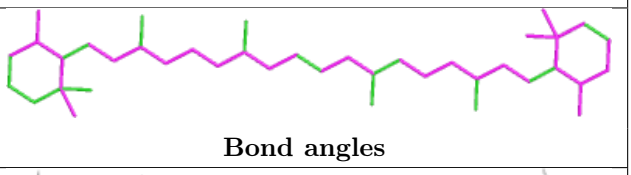

Bond angles

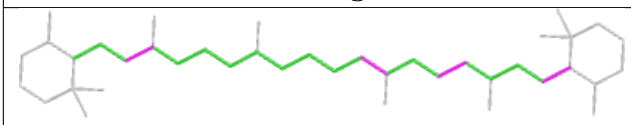

Torsions

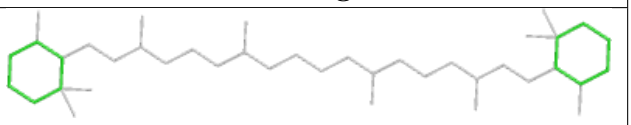

Rings

Ligand CLA b1 612

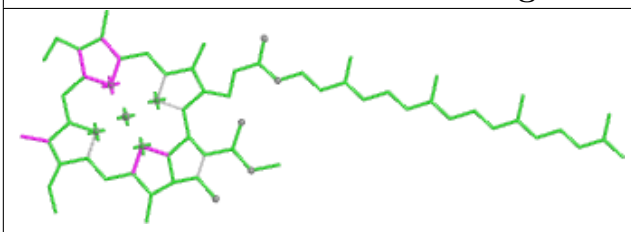

Bond lengths



Bond angles

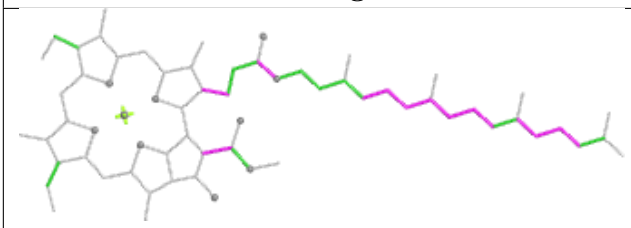

Torsions

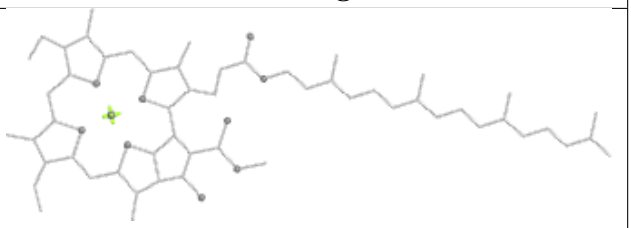

Rings

Ligand LMT bD 620



Bond lengths



Bond angles



Torsions

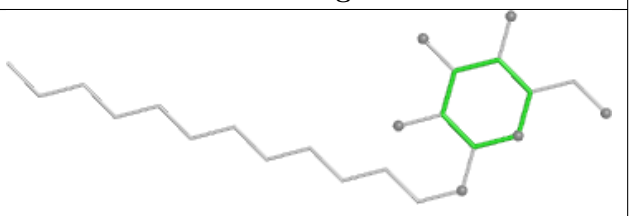

Rings

Ligand CLA DE 406

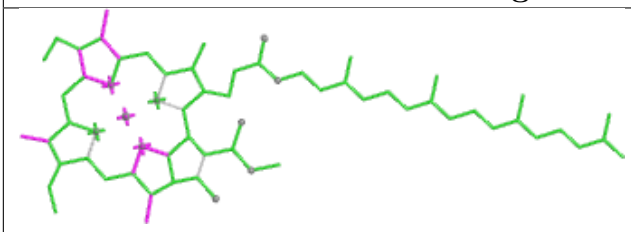

Bond lengths

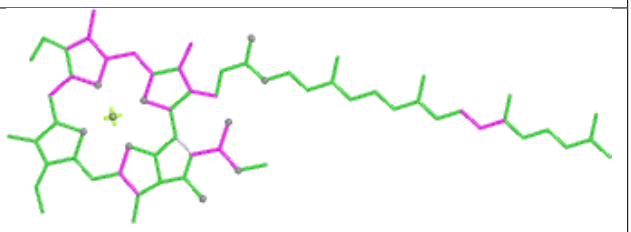

Bond angles

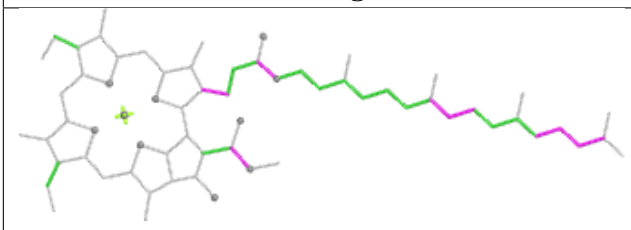

Torsions

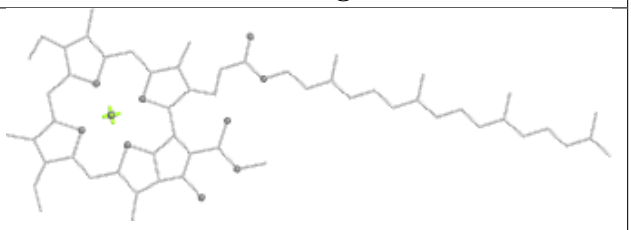

Rings

Ligand CLA b1 608

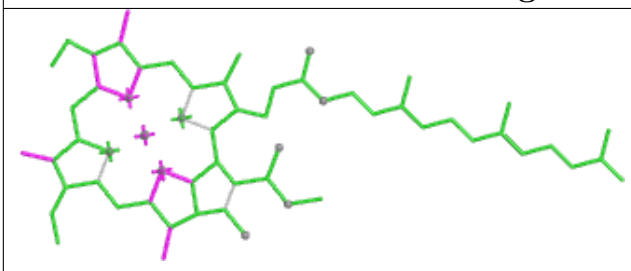

Bond lengths

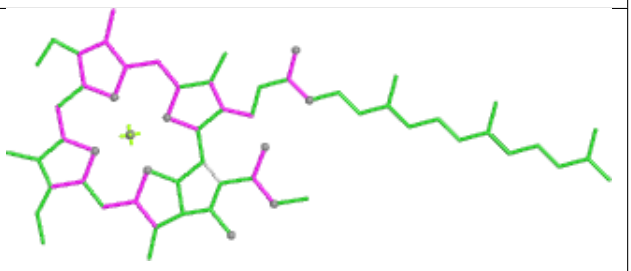

Bond angles

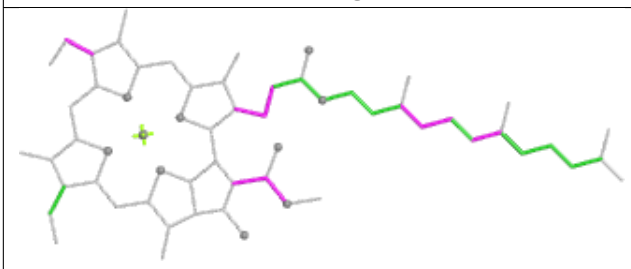

Torsions

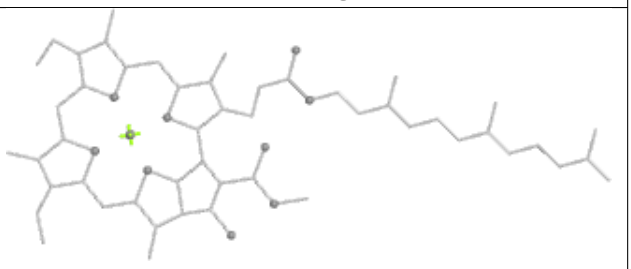

Rings

Ligand CYC i5 202

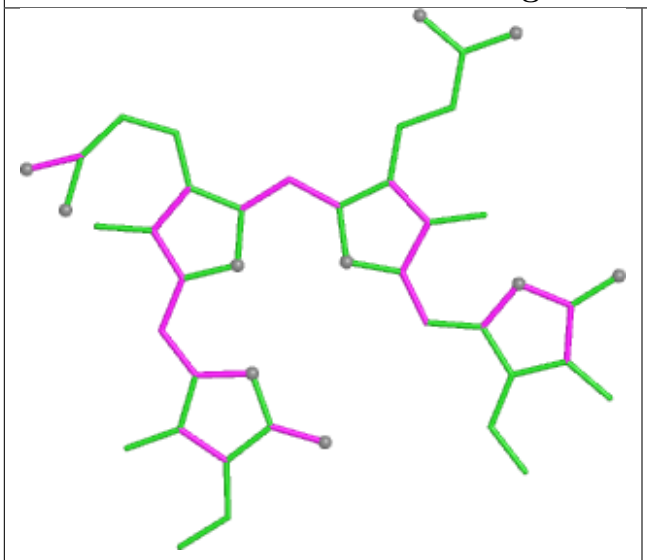

Bond lengths

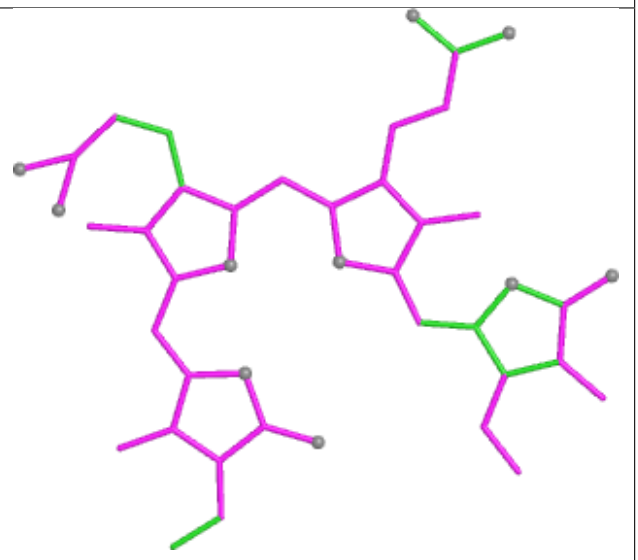

Bond angles

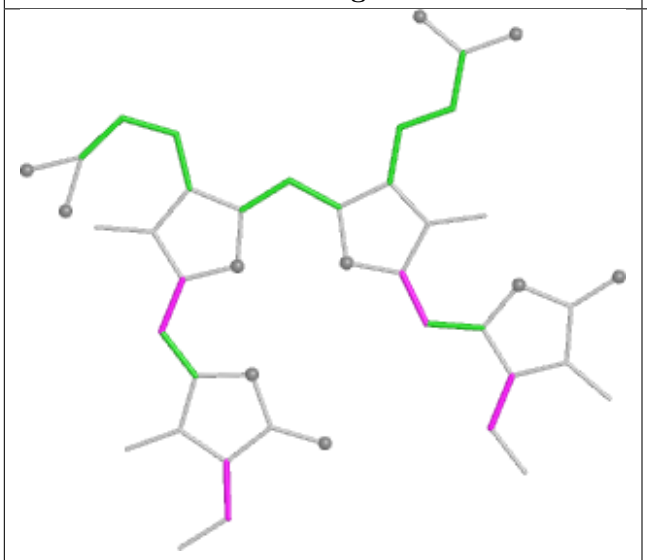

Torsions

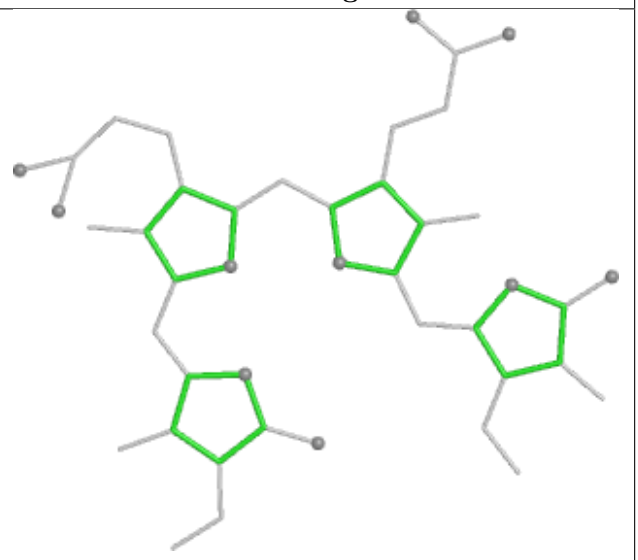

Rings

Ligand CLA BE 602

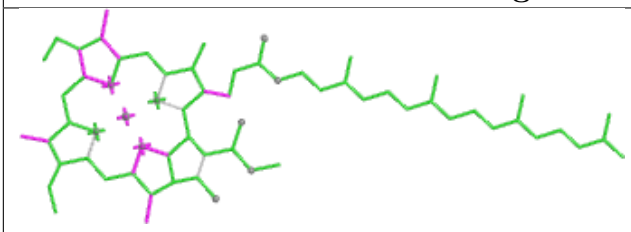

Bond lengths

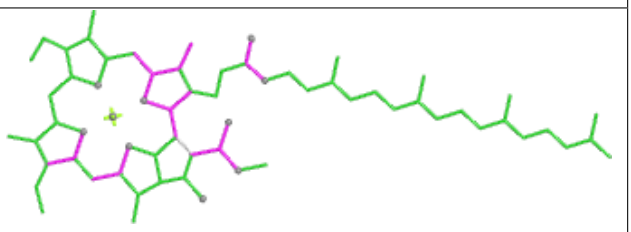

Bond angles

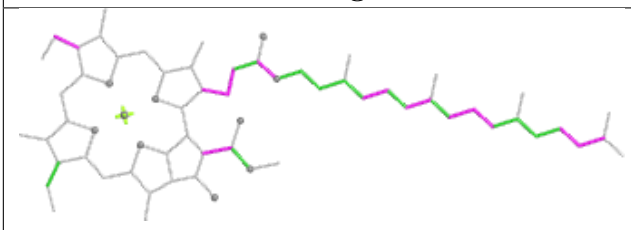

Torsions

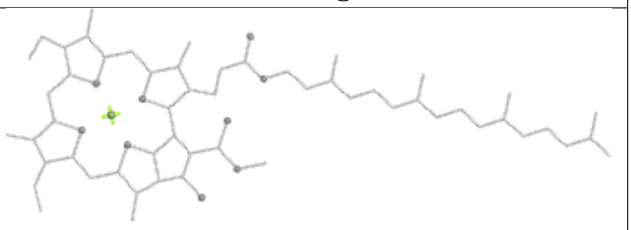

Rings

Ligand LMG t1 101

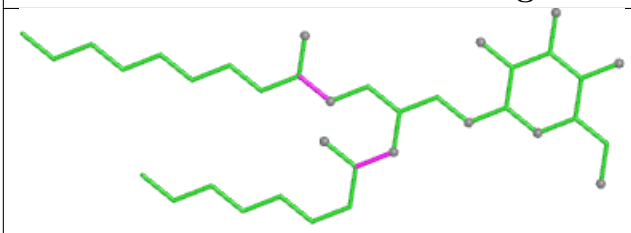

Bond lengths

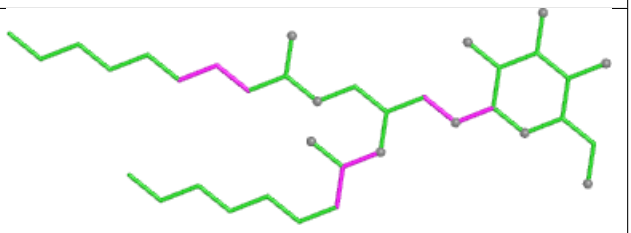

Bond angles

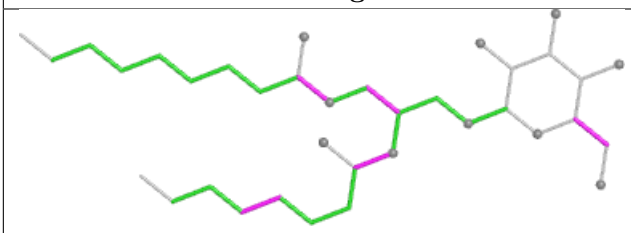

Torsions

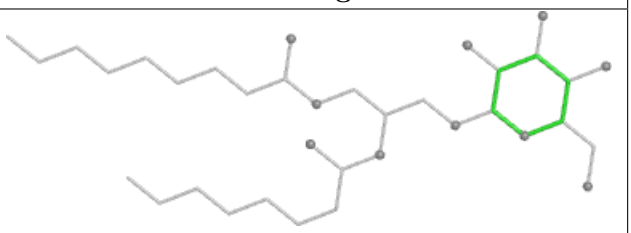

Rings

Ligand CYC g3 202

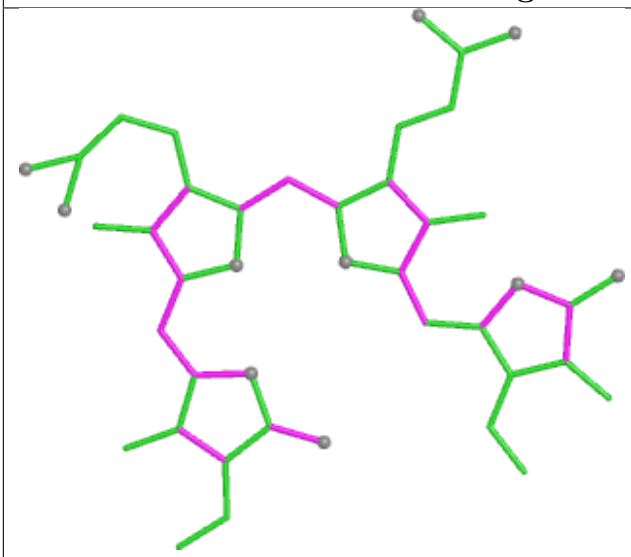

Bond lengths

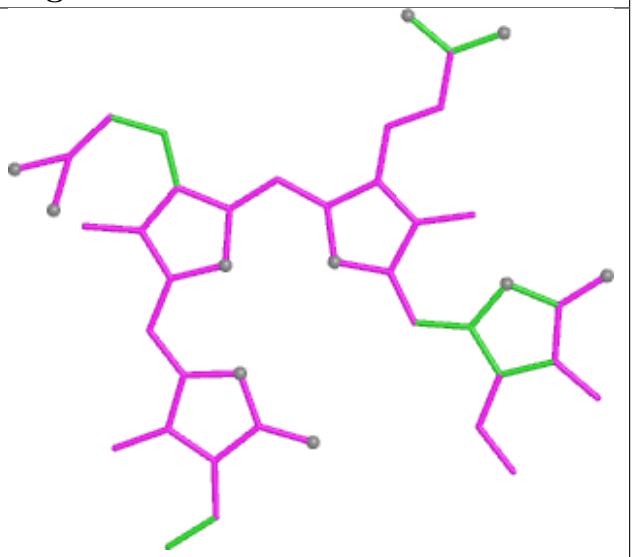

Bond angles

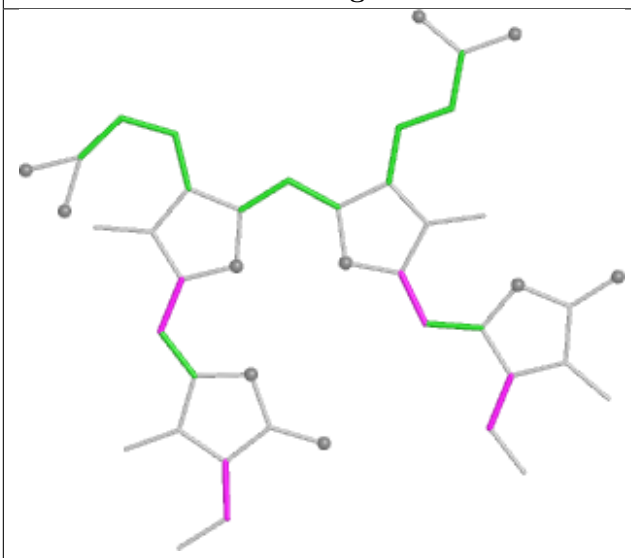

Torsions

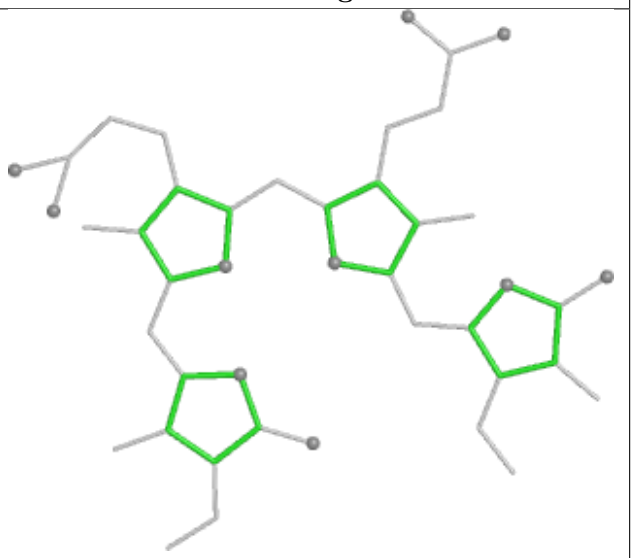

Rings

Ligand CYC f3 201

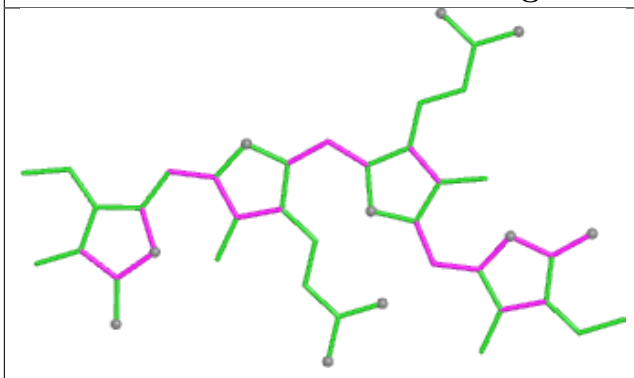

Bond lengths

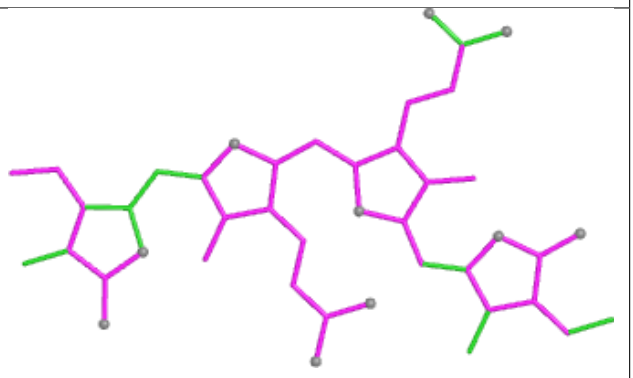

Bond angles

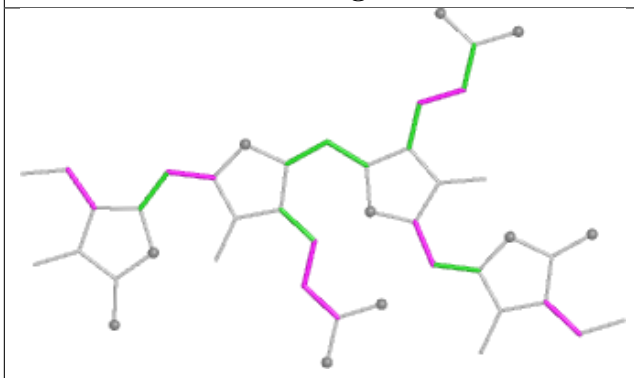

Torsions

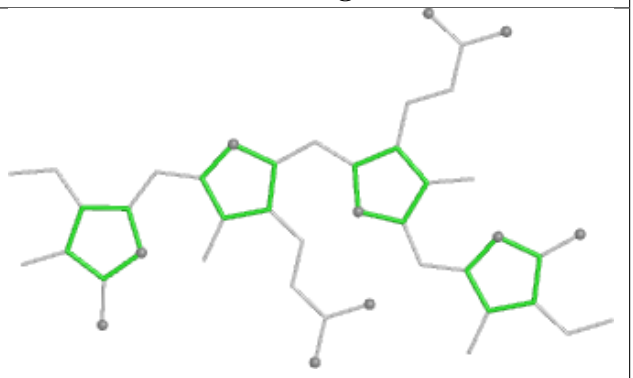

Rings

Ligand CYC 1G 201

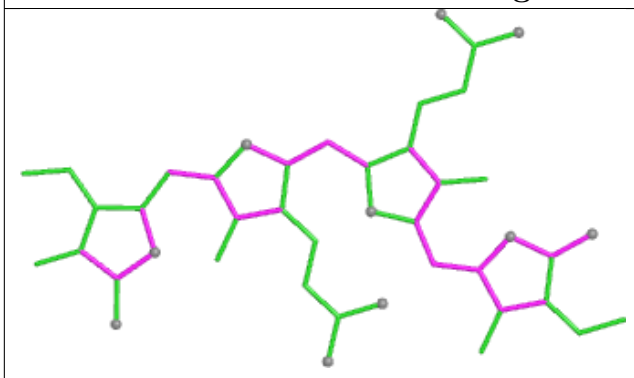

Bond lengths

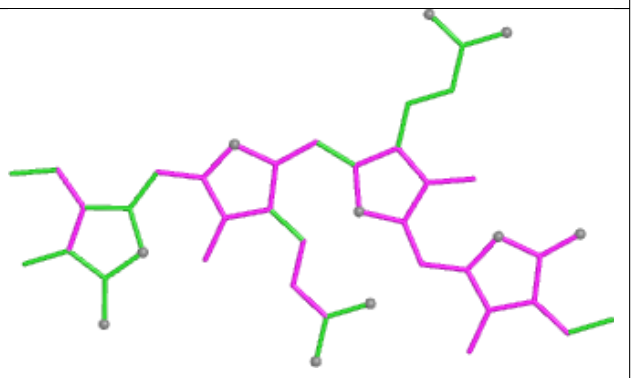

Bond angles

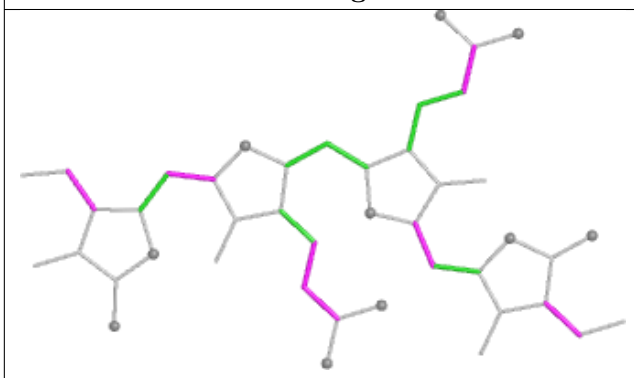

Torsions

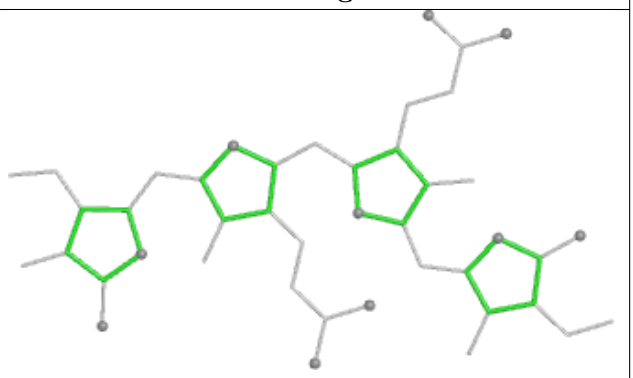

Rings

Ligand CYC R4 201

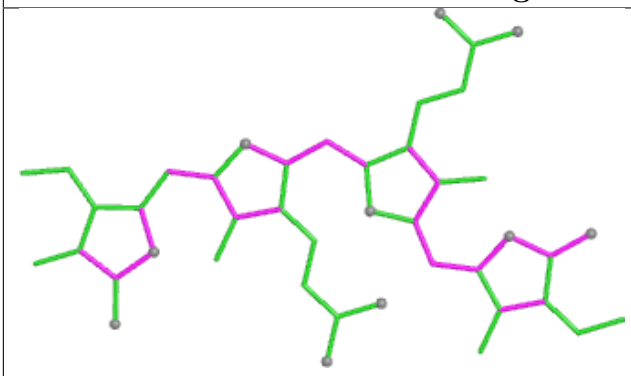

Bond lengths

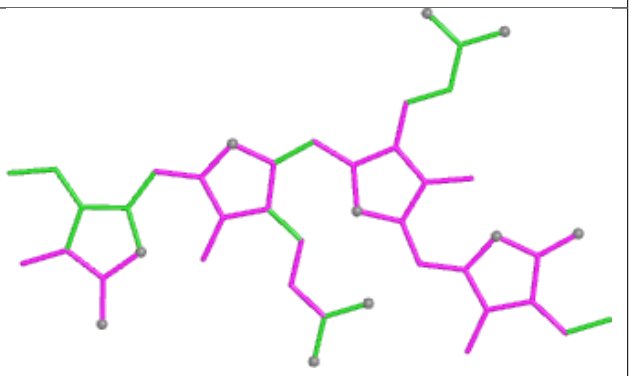

Bond angles

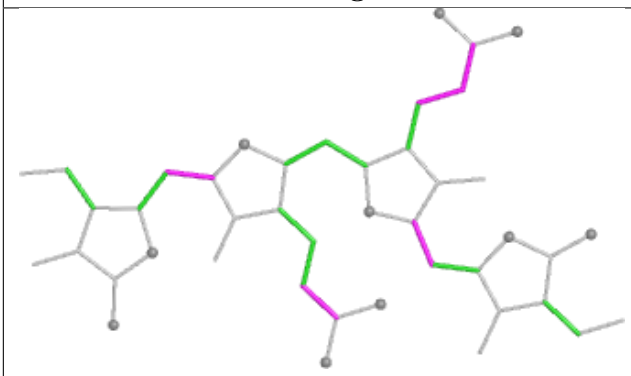

Torsions

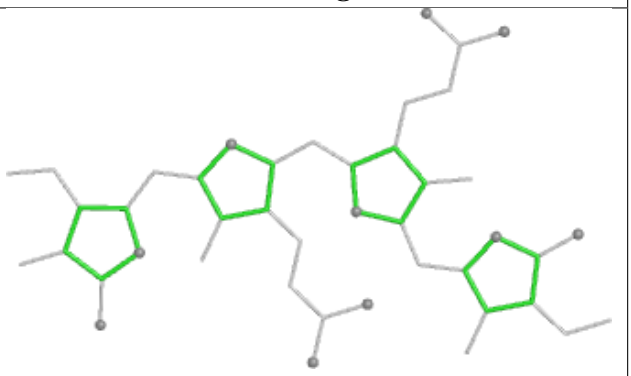

Rings

Ligand CYC i9 201

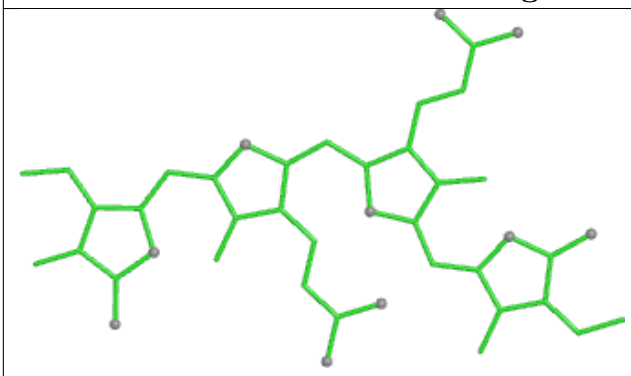

Bond lengths

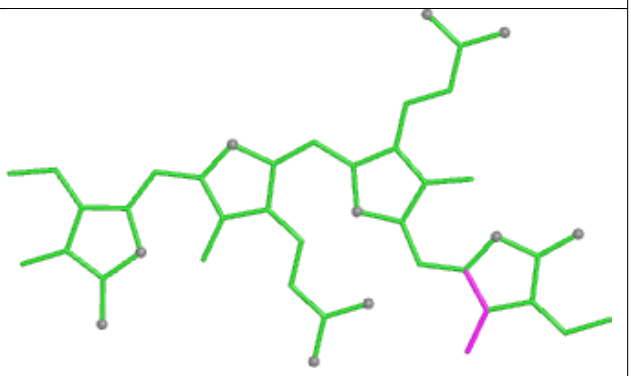

Bond angles

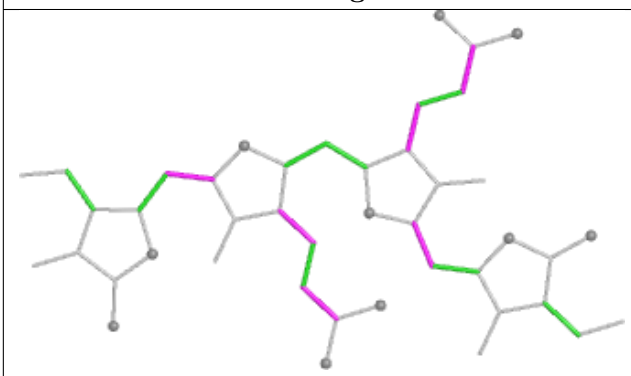

Torsions

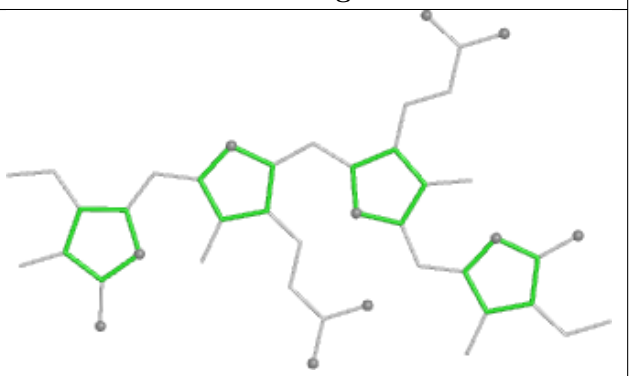

Rings

Ligand HEM ED 101

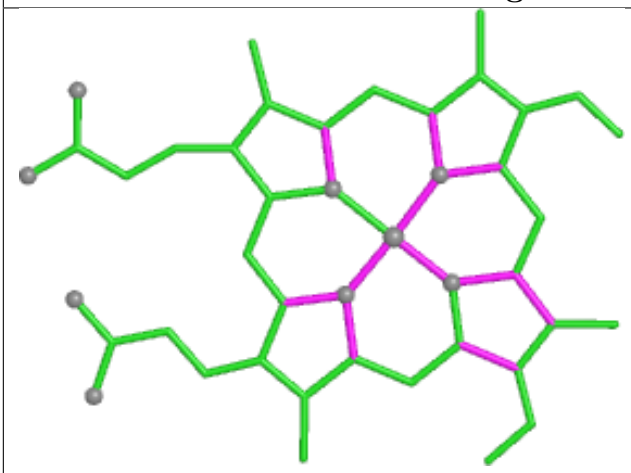

Bond lengths

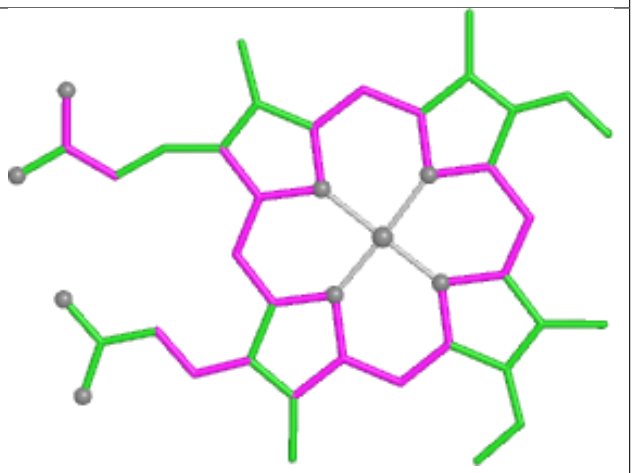

Bond angles

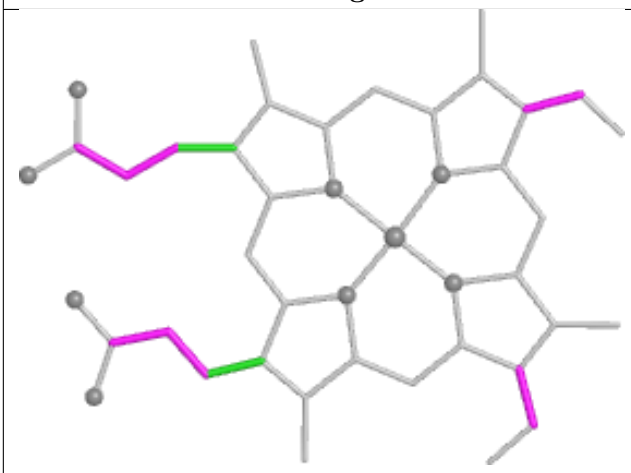

Torsions

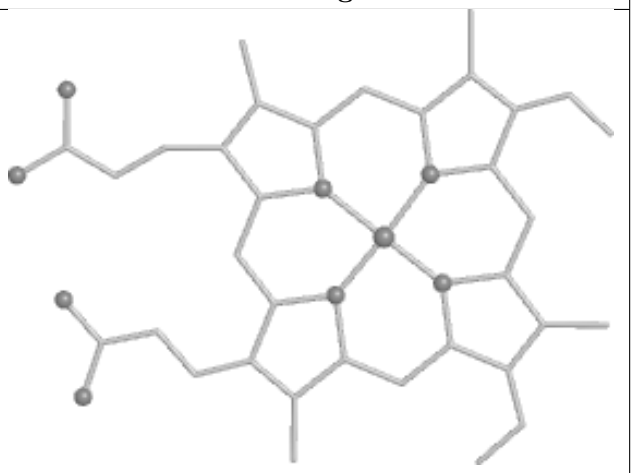

Rings

Ligand CYC bC 201

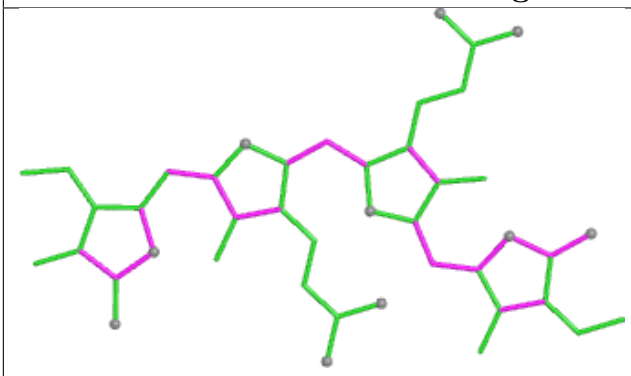

Bond lengths

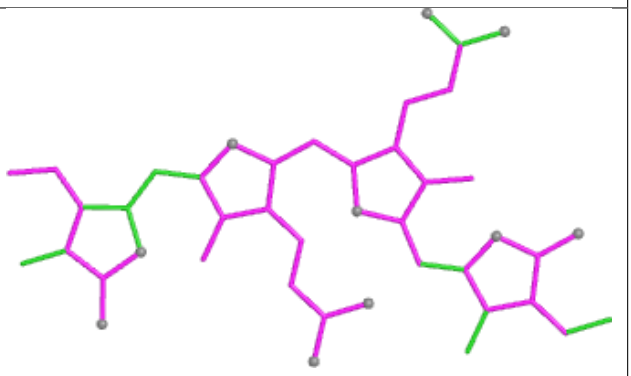

Bond angles

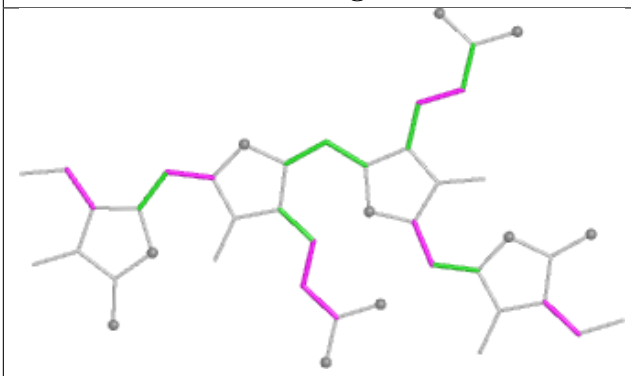

Torsions

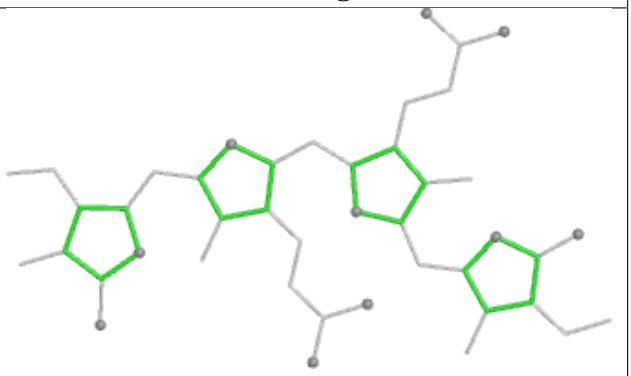

Rings

Ligand SQD hD 103

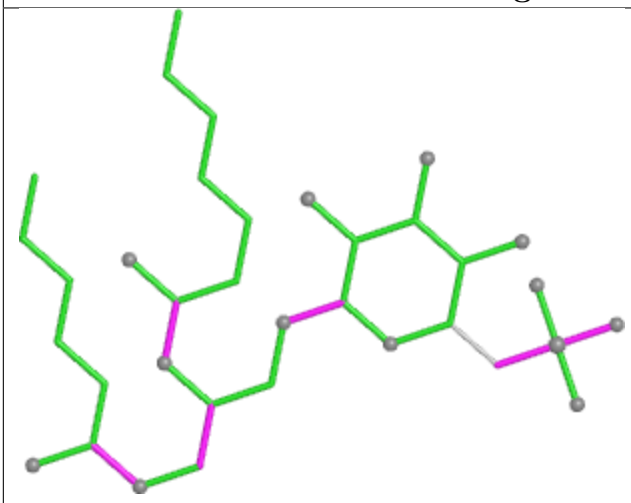

Bond lengths

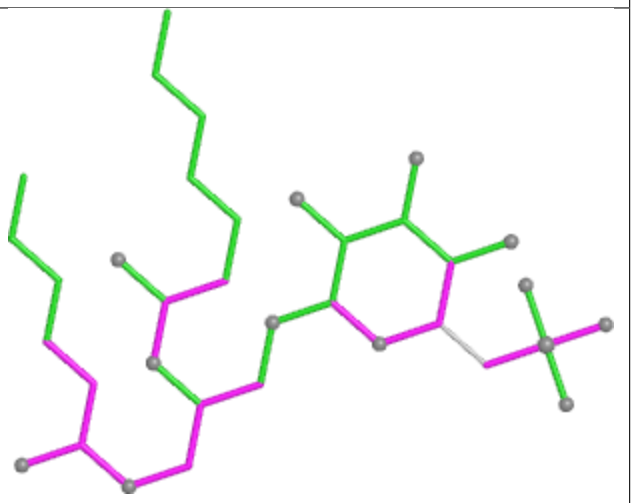

Bond angles

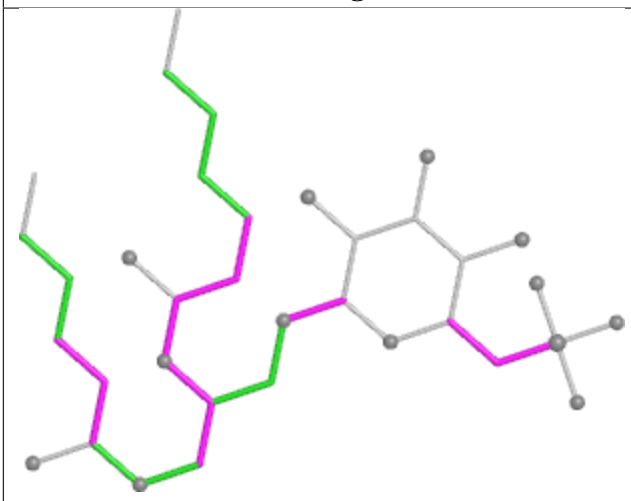

Torsions

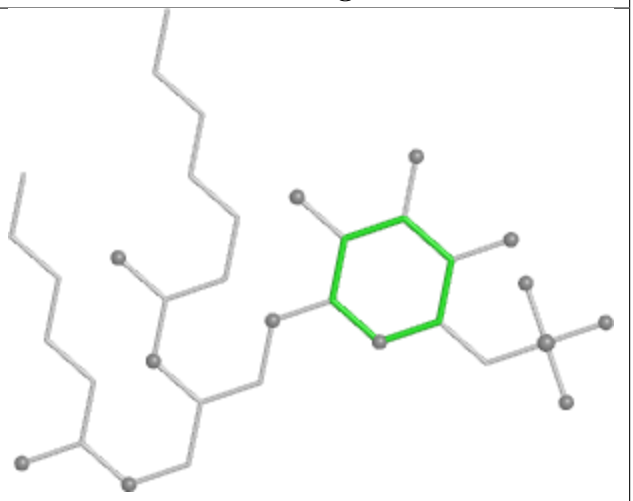

Rings

Ligand CYC ML 201

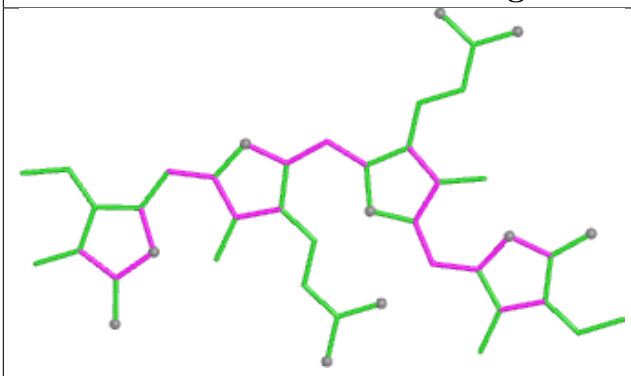

Bond lengths

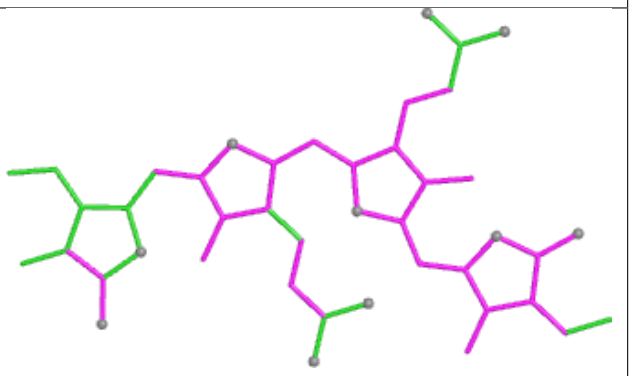

Bond angles

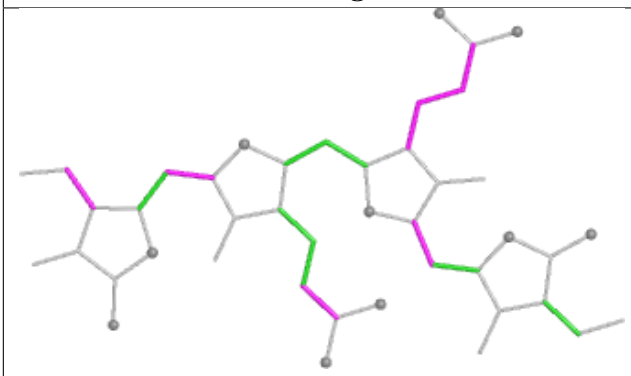

Torsions

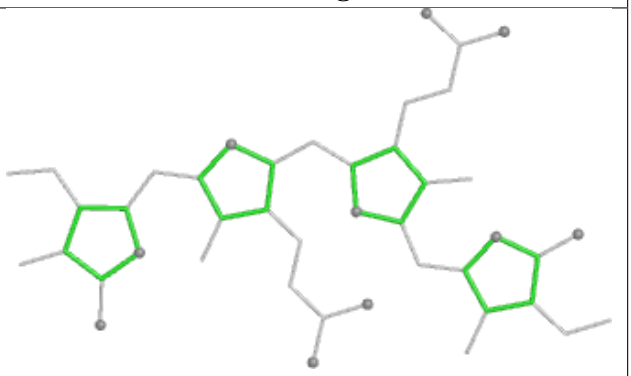

Rings

Ligand CYC QL 201

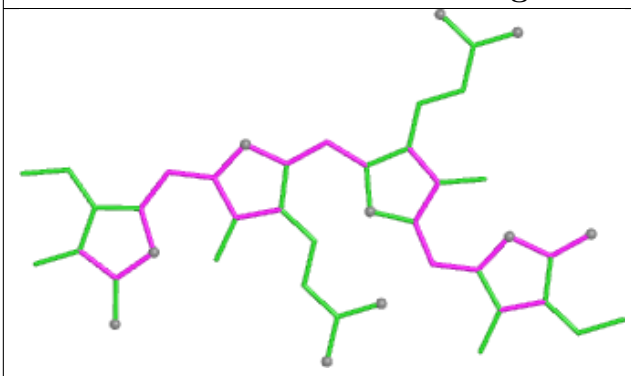

Bond lengths

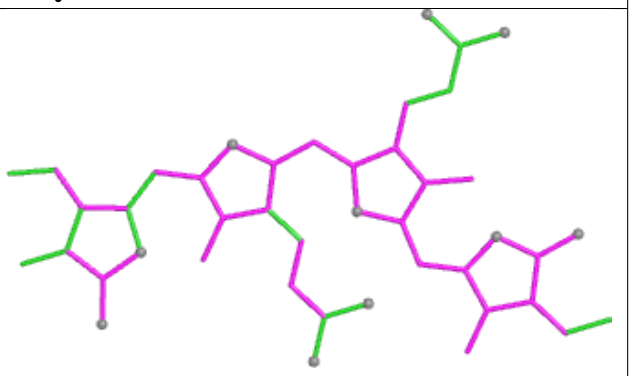

Bond angles

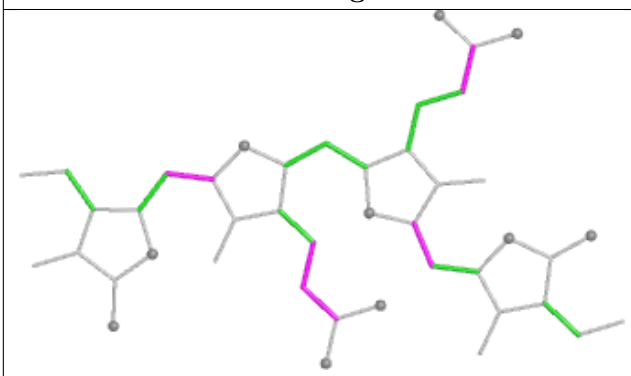

Torsions

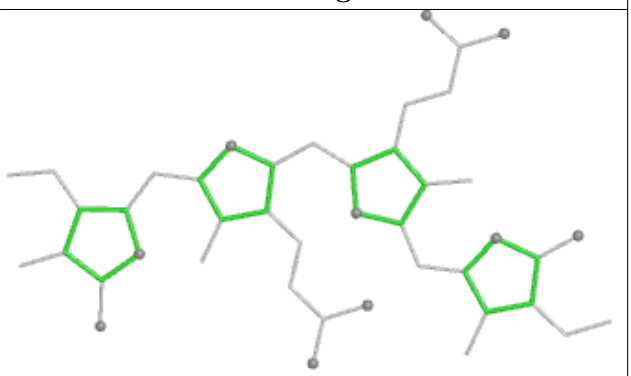

Rings

Ligand BCR BD 617

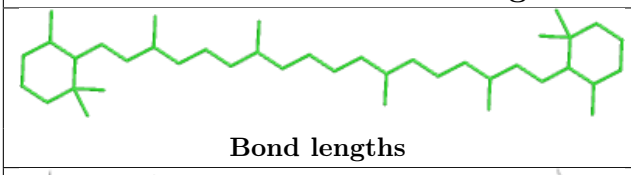

Bond lengths

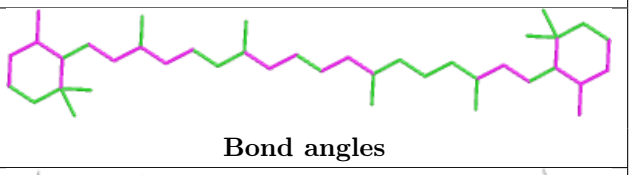

Bond angles

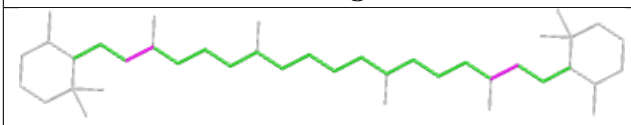

Torsions

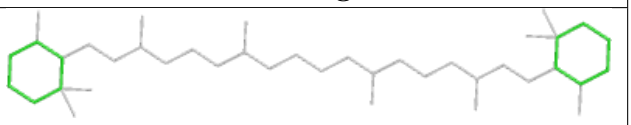

Rings

Ligand HEM fE 101

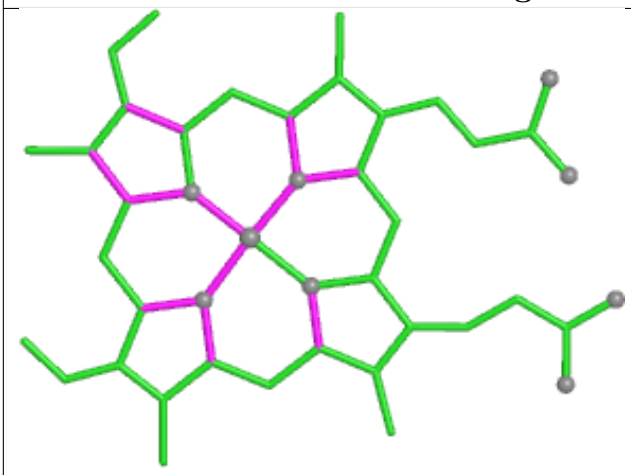

Bond lengths

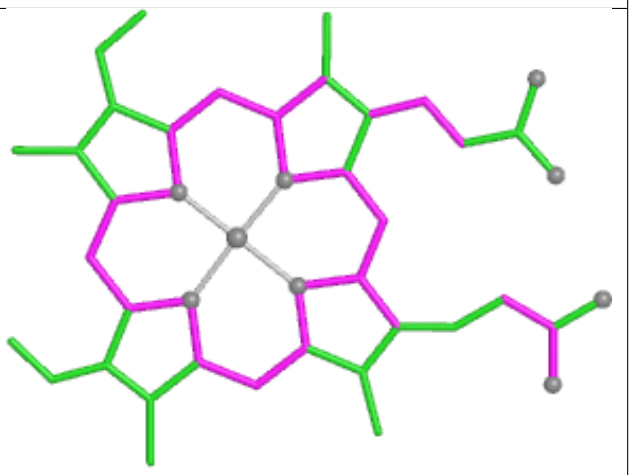

Bond angles

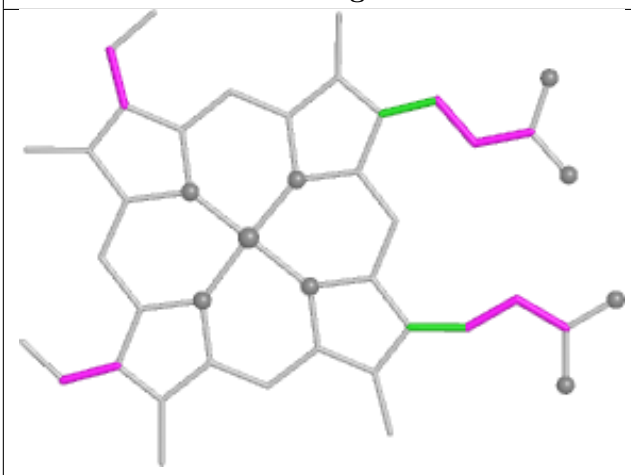

Torsions

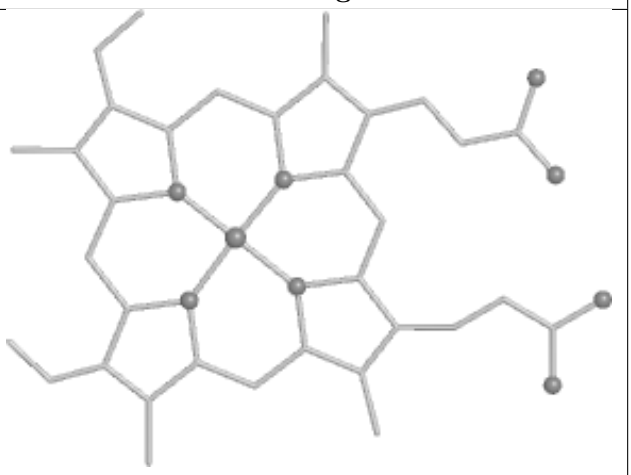

Rings

Ligand CYC oB 201

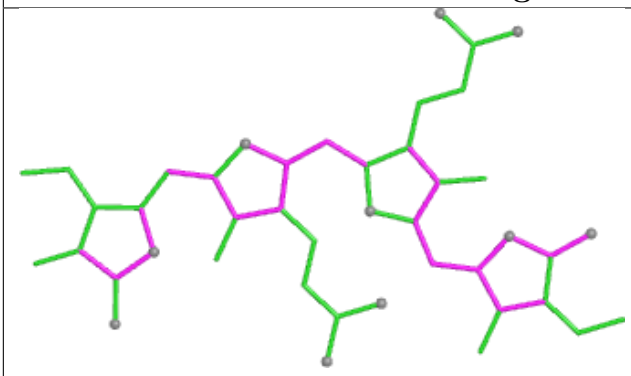

Bond lengths

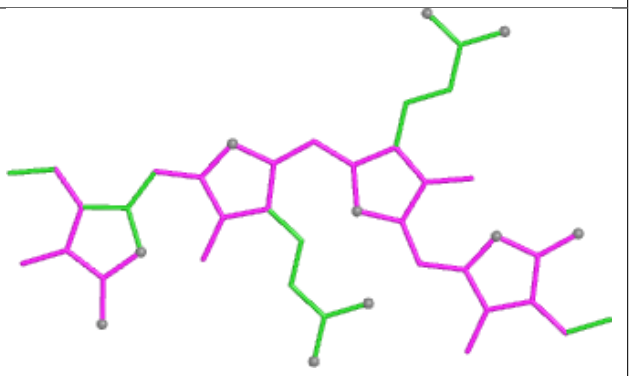

Bond angles

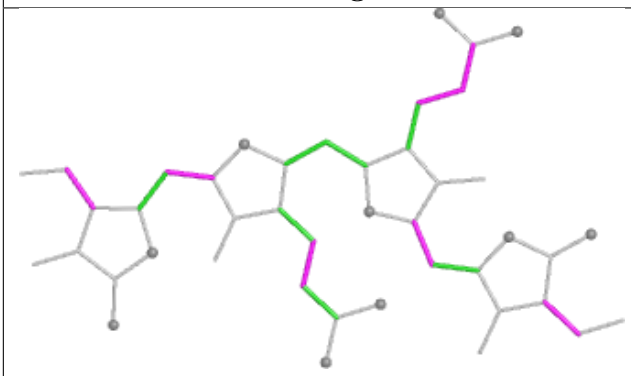

Torsions

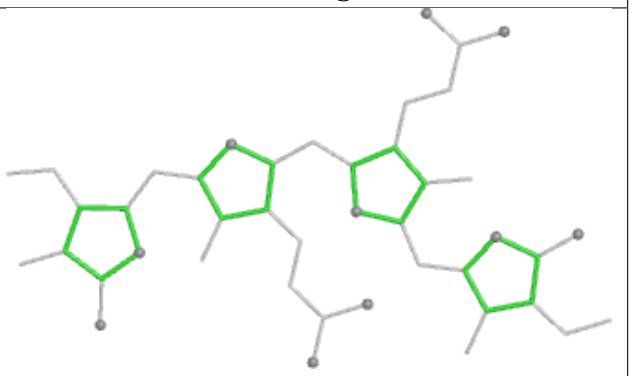

Rings

Ligand CYC VB 201

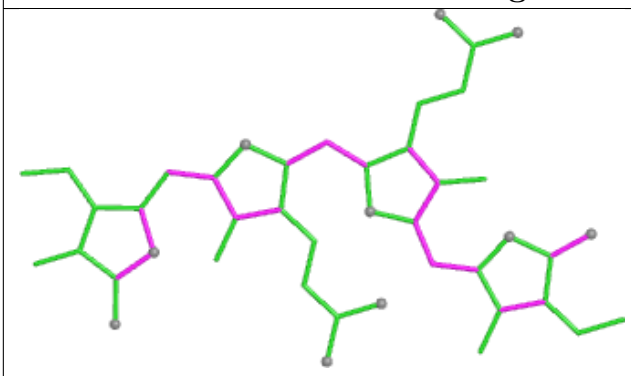

Bond lengths

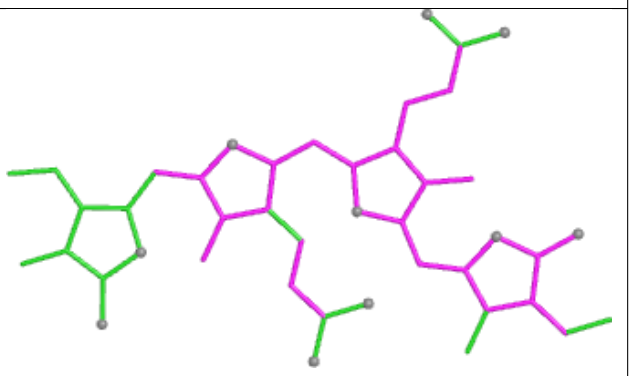

Bond angles

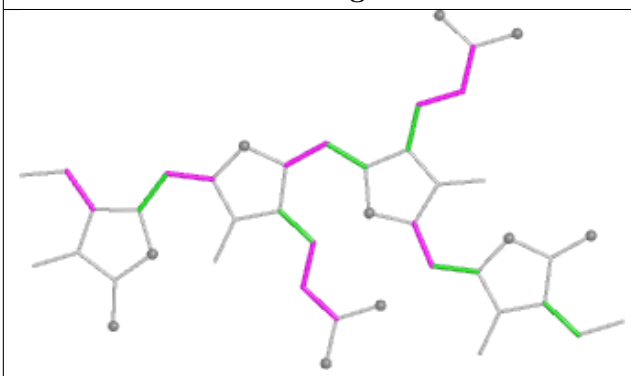

Torsions

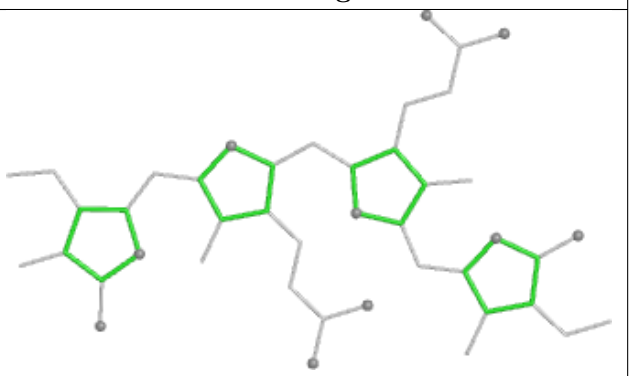

Rings

Ligand CYC fC 201

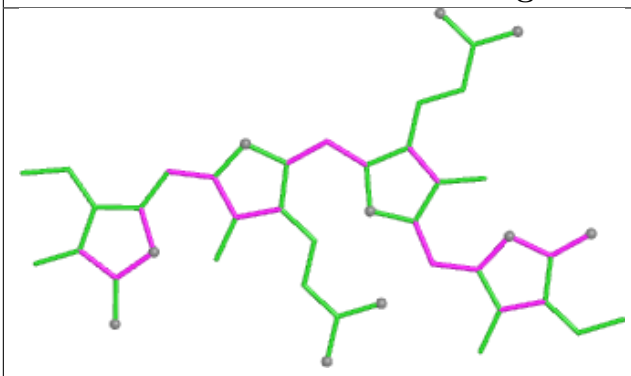

Bond lengths

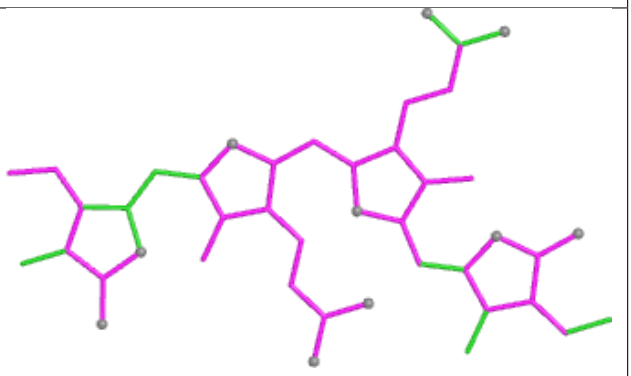

Bond angles

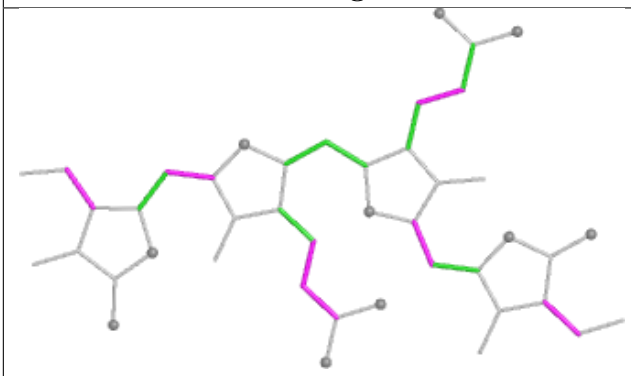

Torsions

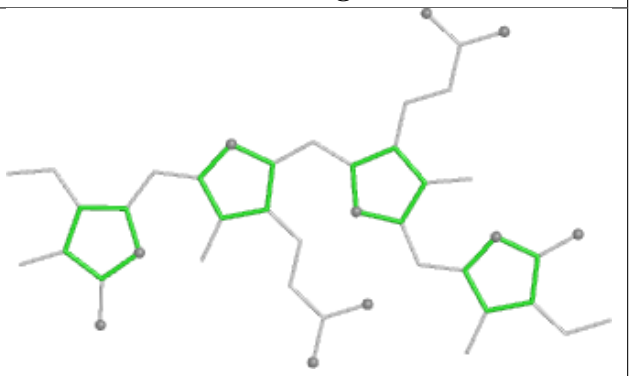

Rings

Ligand CLA cD 504

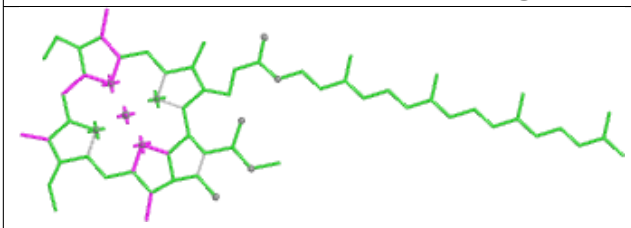

Bond lengths

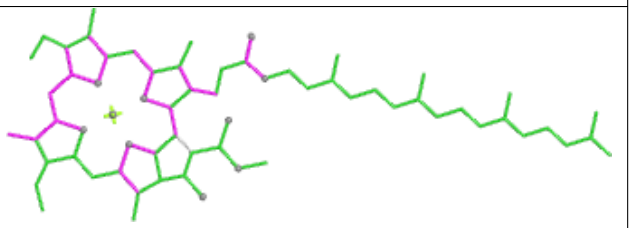

Bond angles

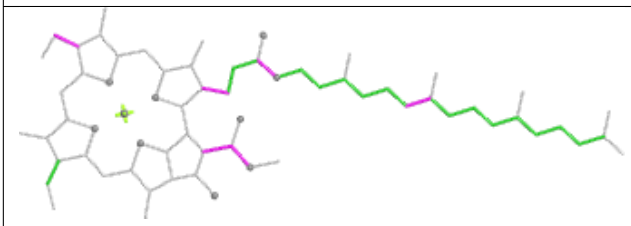

Torsions

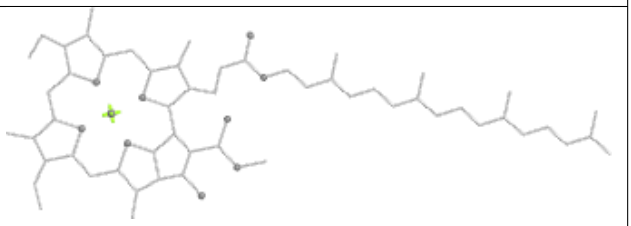

Rings

Ligand LMG CD 522

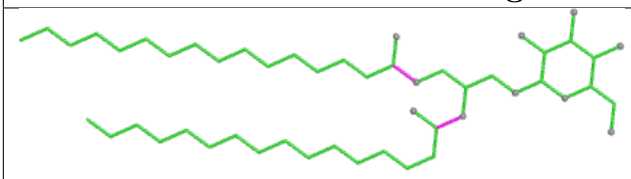

Bond lengths

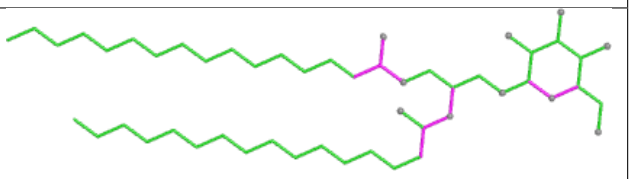

Bond angles

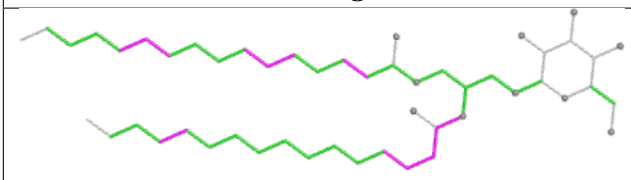

Torsions

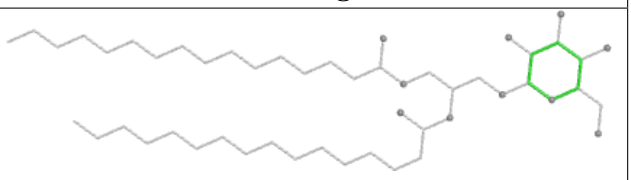

Rings

Ligand CYC h5 201

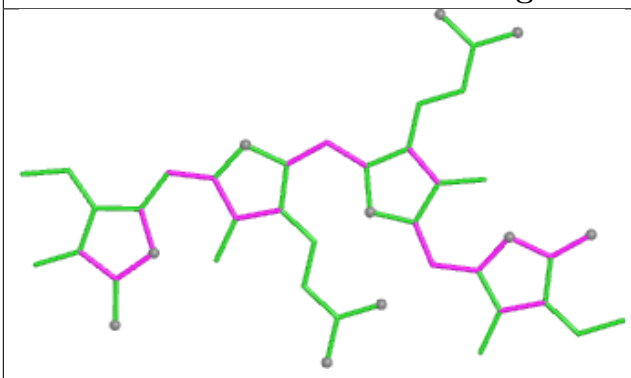

Bond lengths

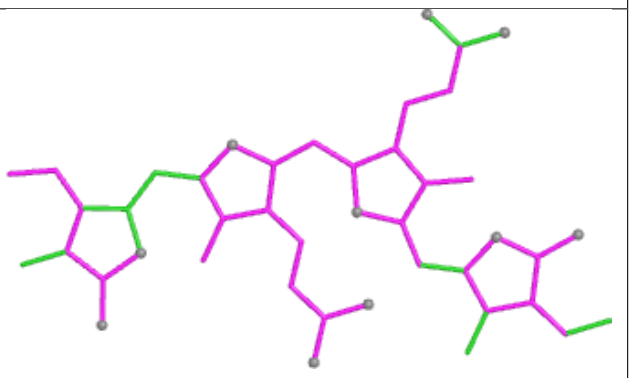

Bond angles

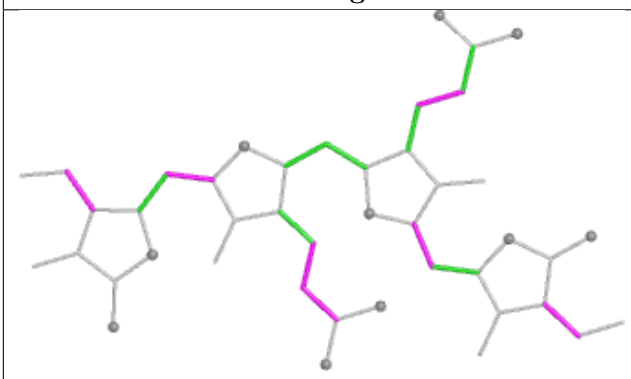

Torsions

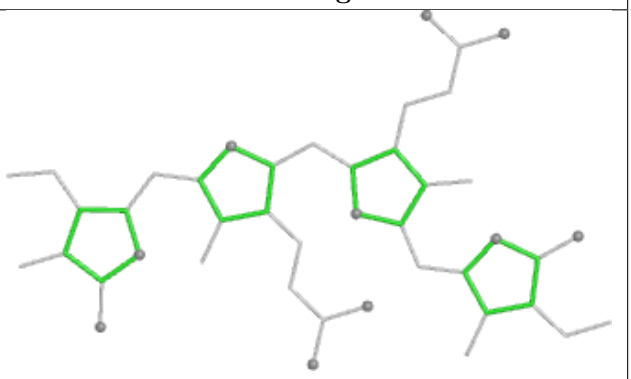

Rings

Ligand CLA C1 503

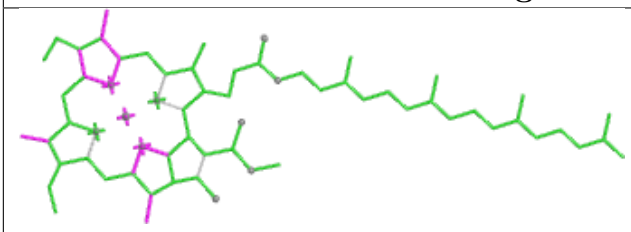

Bond lengths

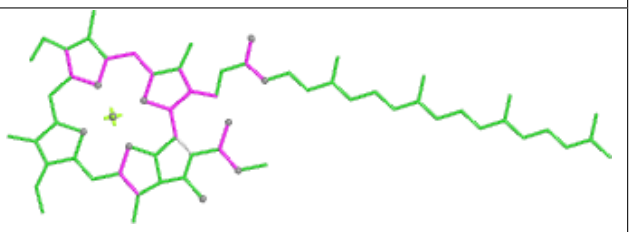

Bond angles

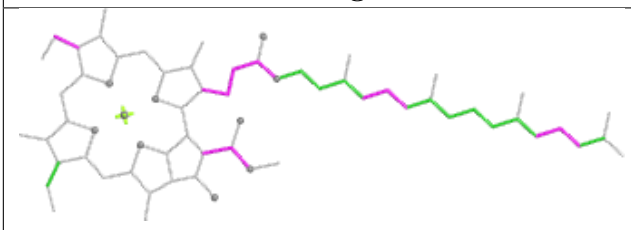

Torsions

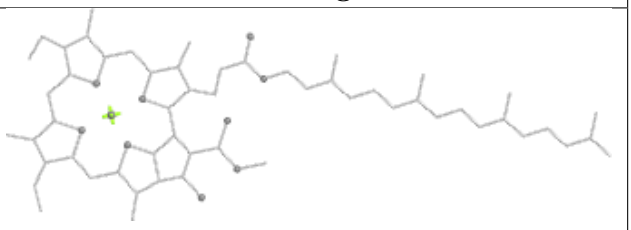

Rings

Ligand LMG aE 409

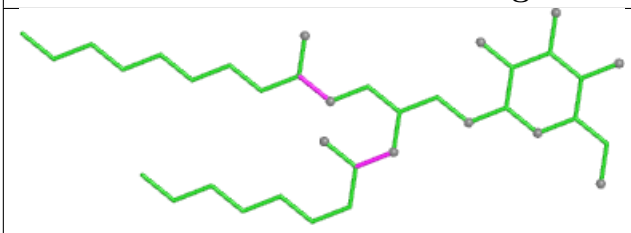

Bond lengths

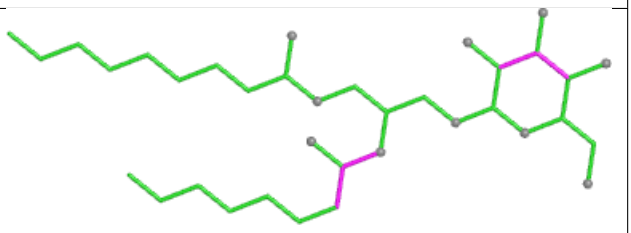

Bond angles

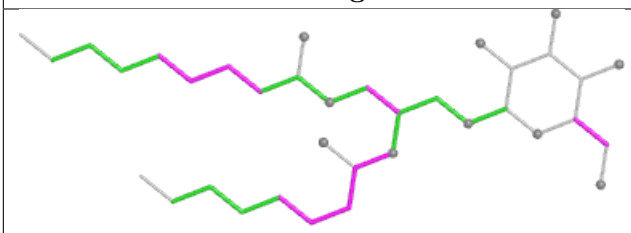

Torsions

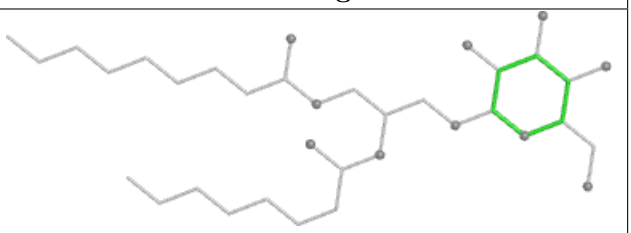

Rings

Ligand LMT DD 413

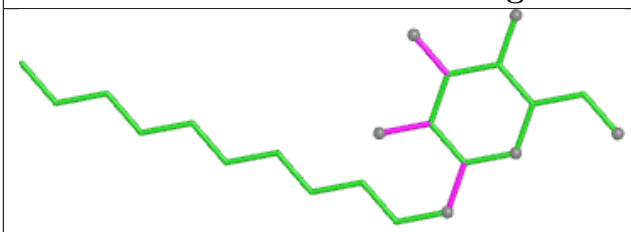

Bond lengths

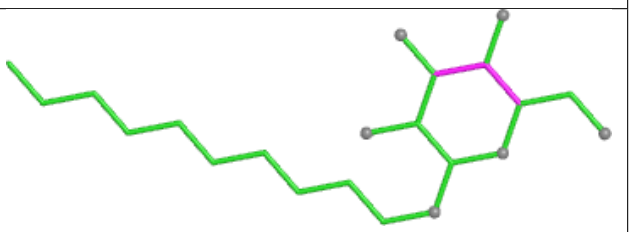

Bond angles

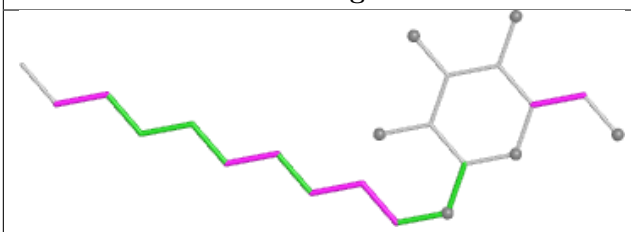

Torsions

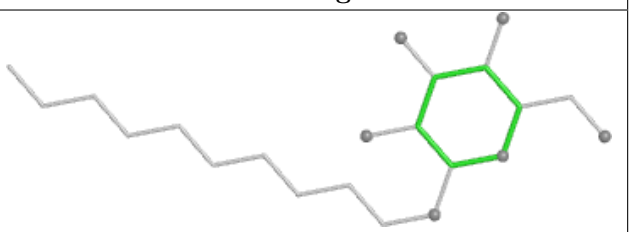

Rings

Ligand LHG B1 621

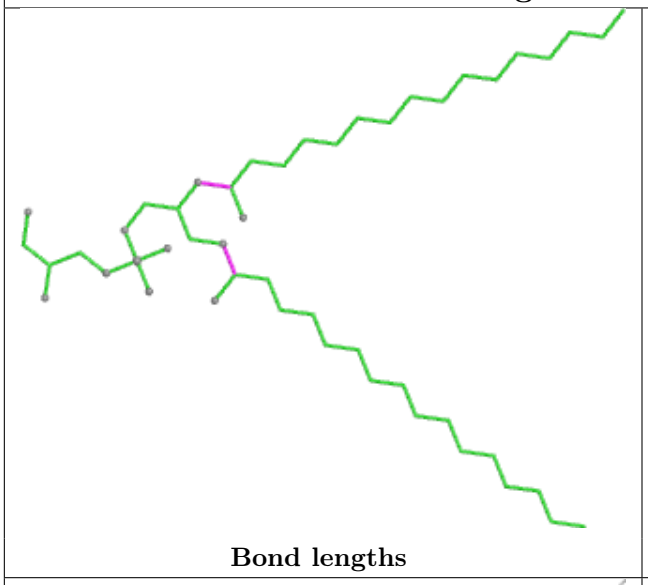

Bond lengths

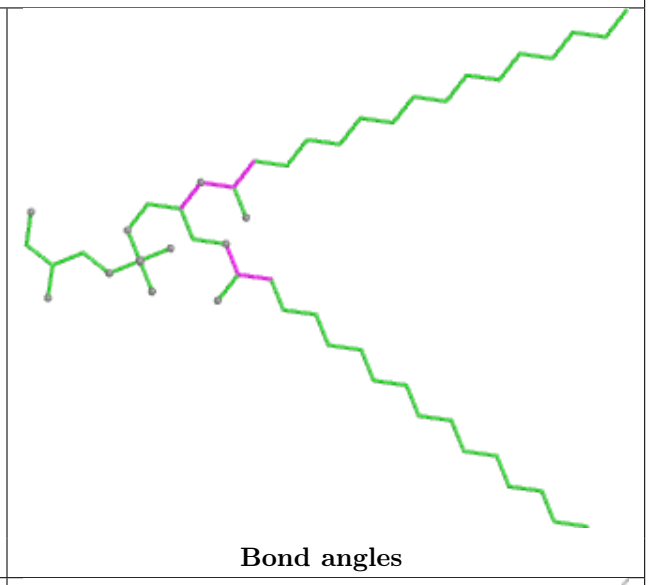

Bond angles

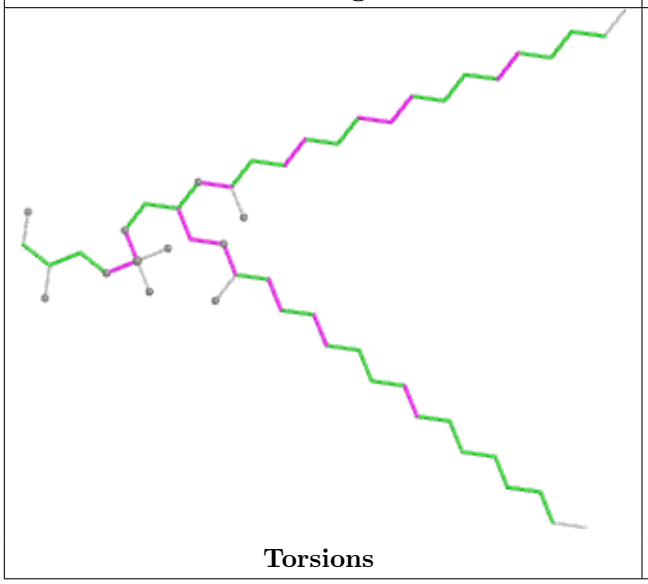

Torsions

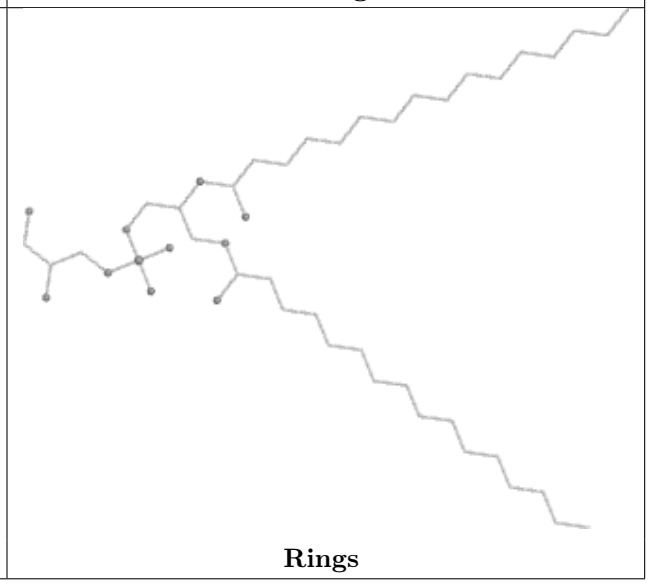

Rings

Ligand CYC c3 201

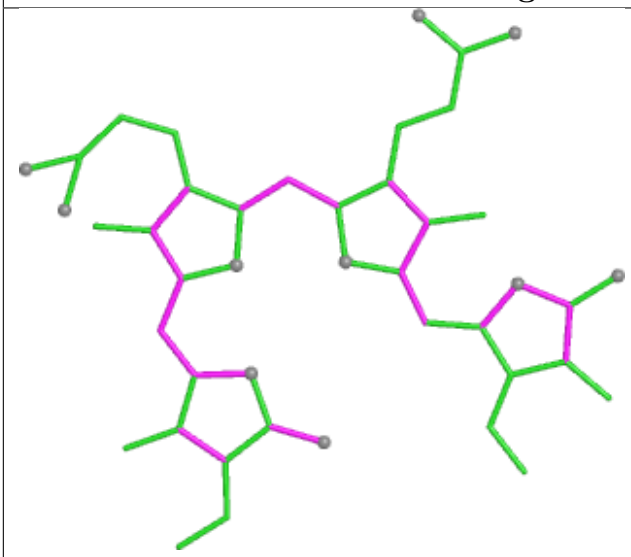

Bond lengths

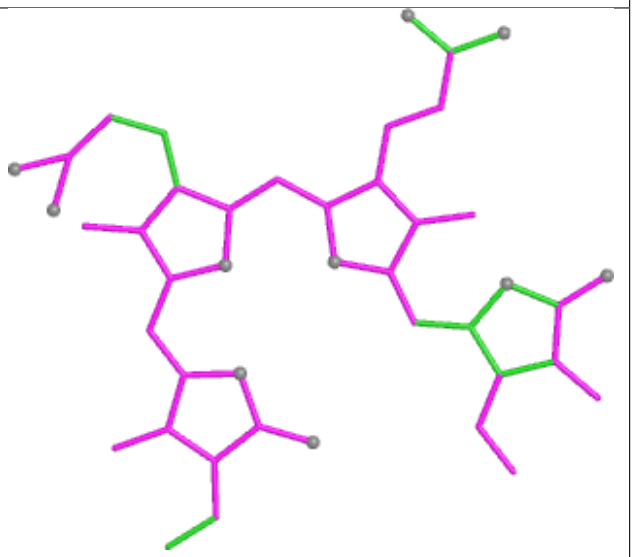

Bond angles

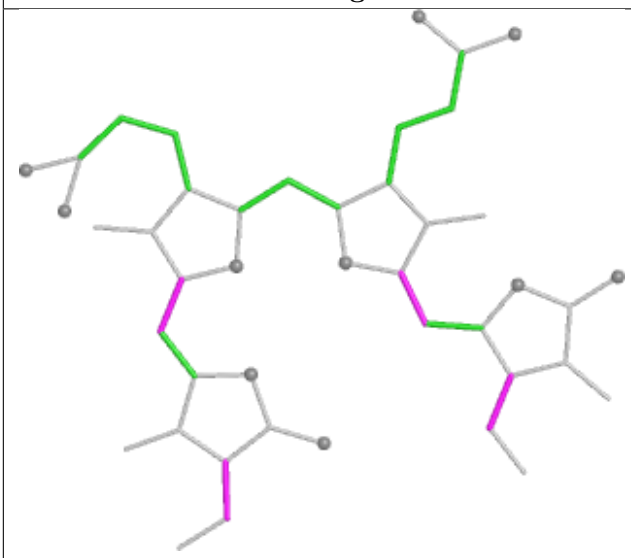

Torsions

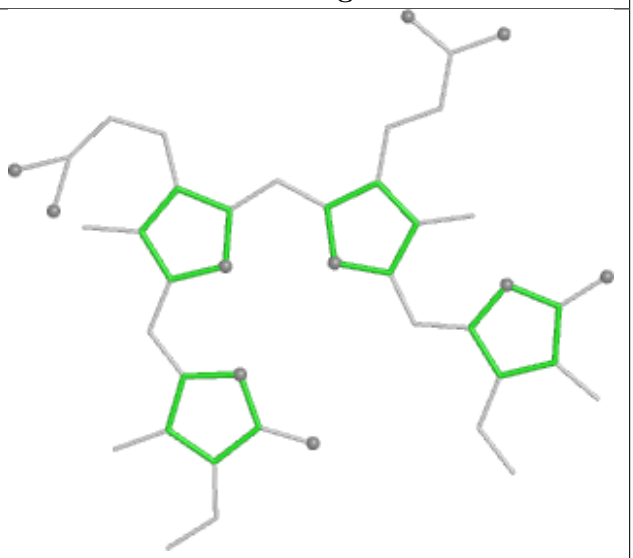

Rings

Ligand CYC e7 202

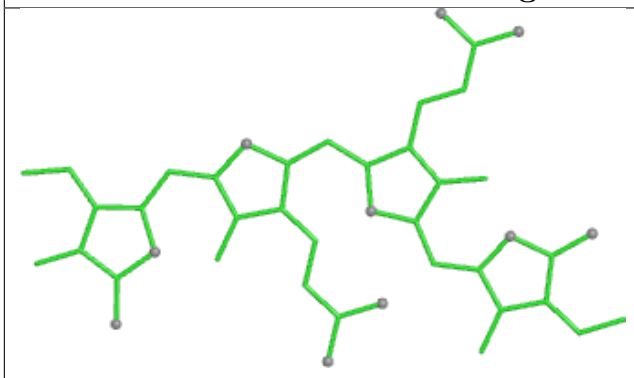

Bond lengths

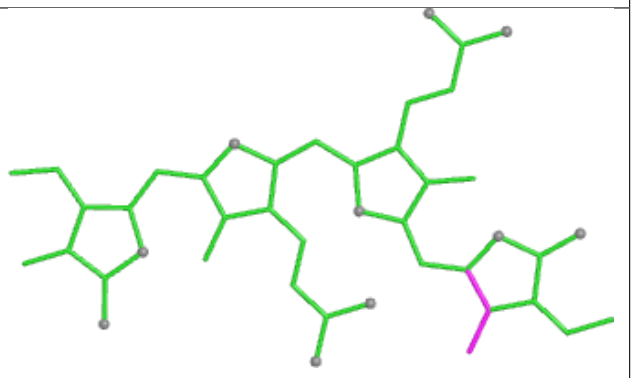

Bond angles

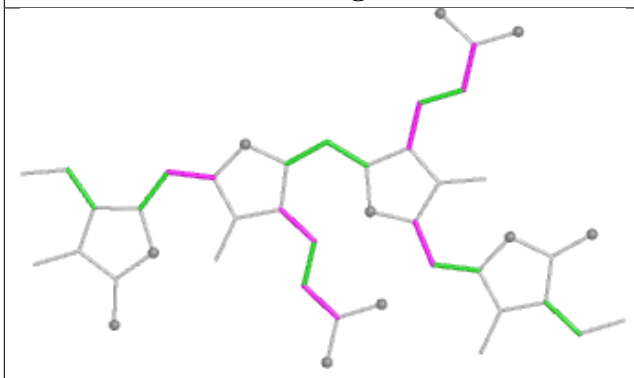

Torsions

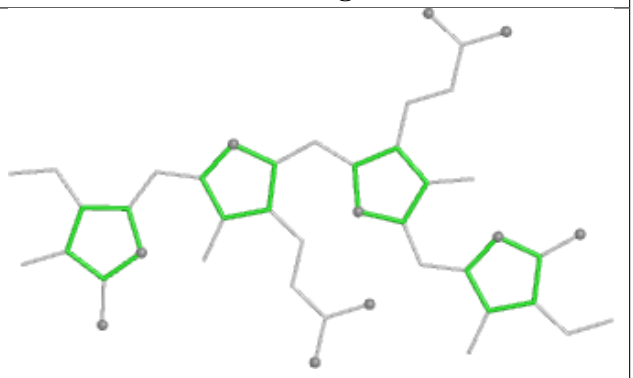

Rings

Ligand CLA CE 507

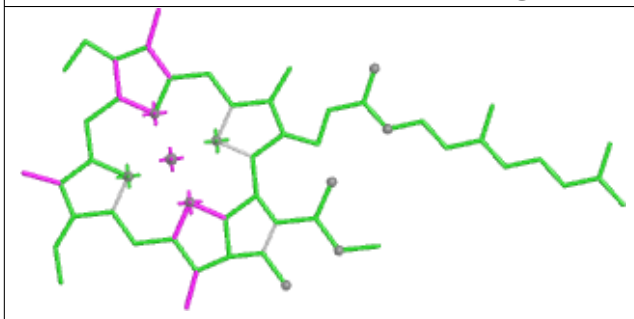

Bond lengths

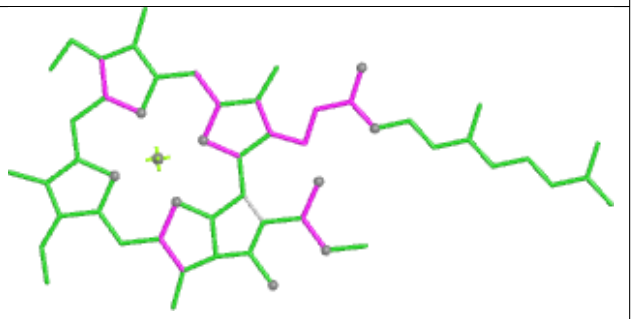

Bond angles

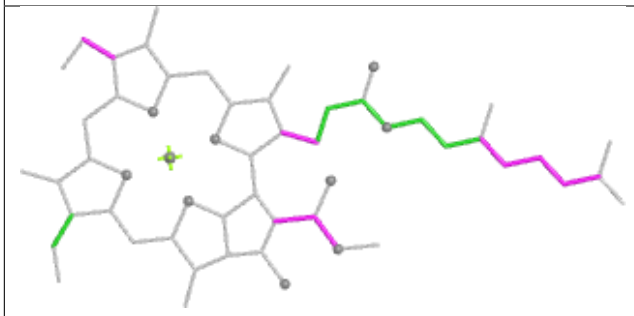

Torsions

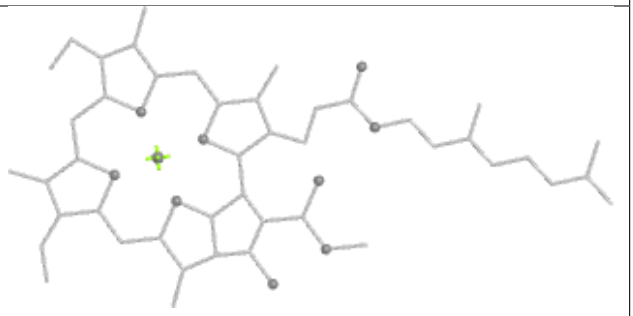

Rings

Ligand CYC g5 201

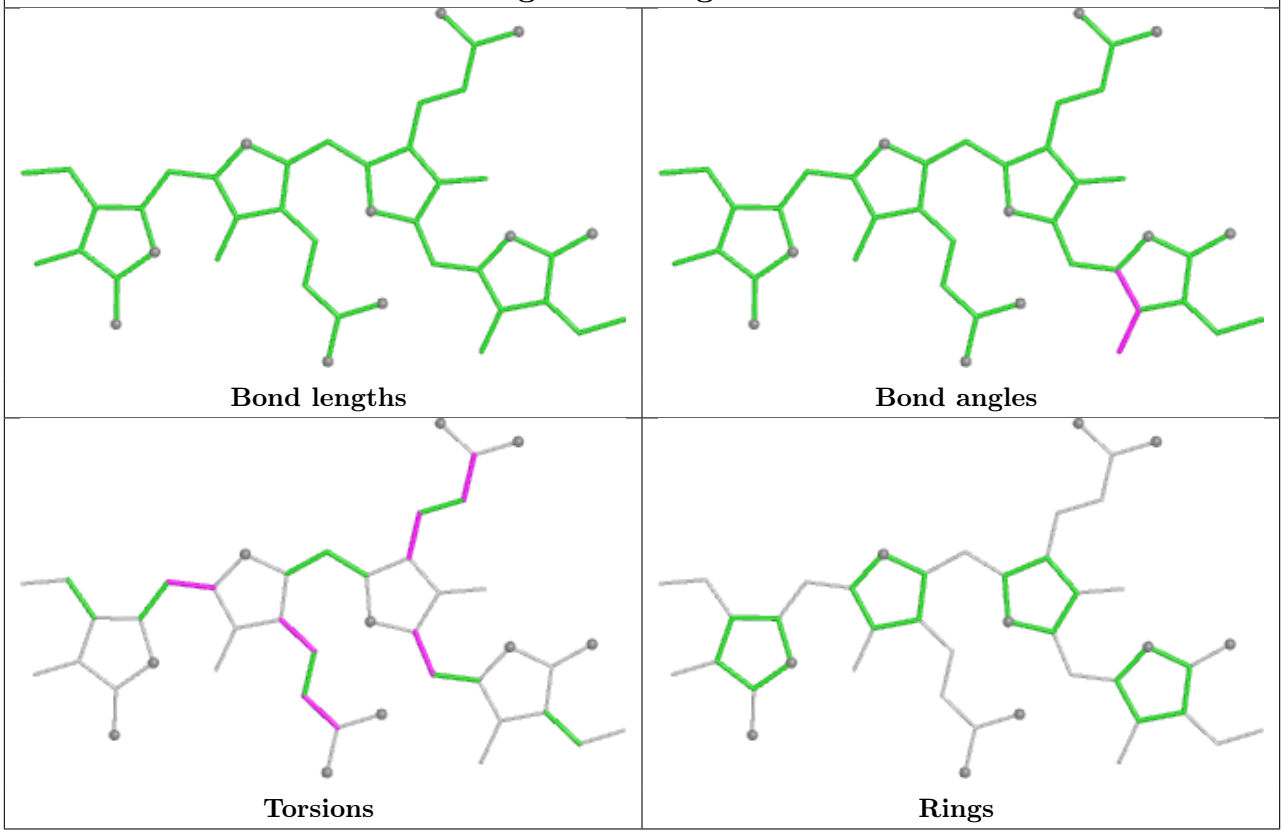

Ligand CYC B4 1002

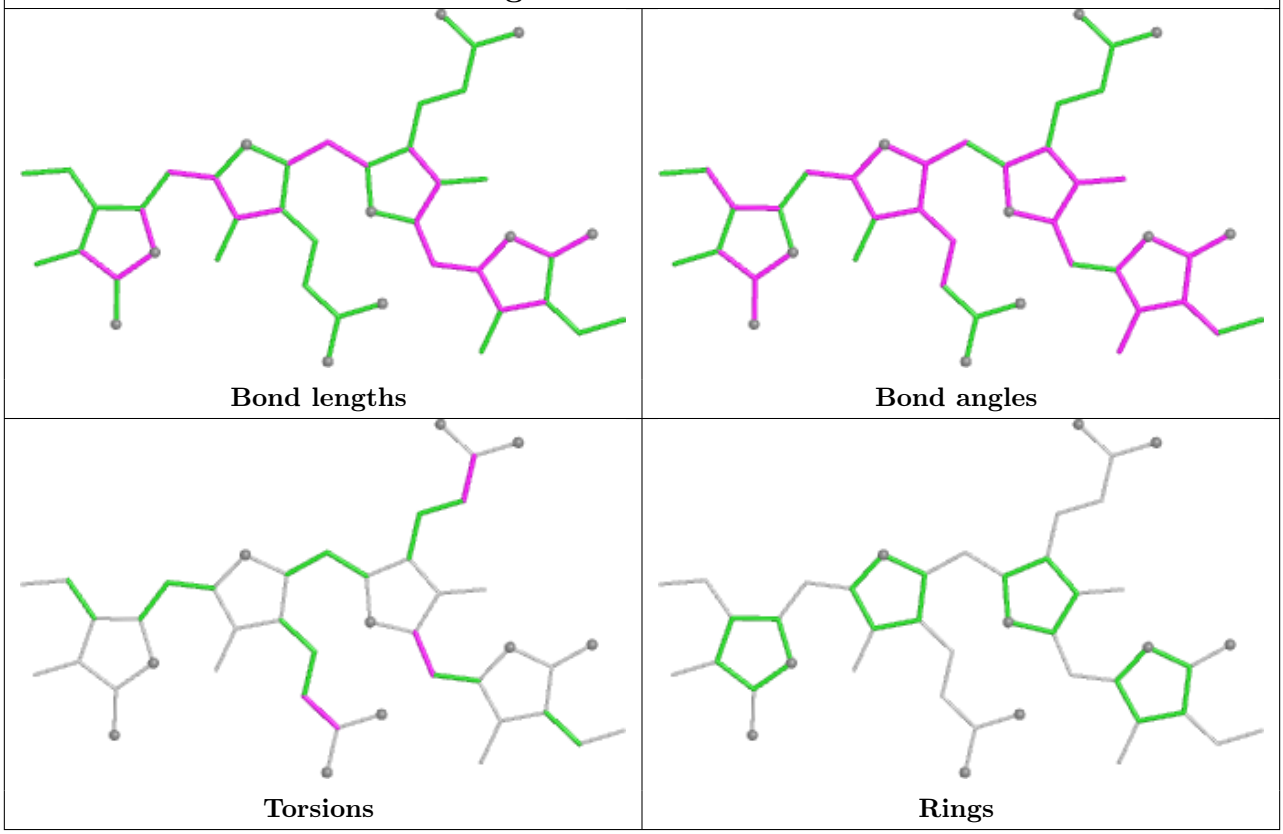

Ligand CYC lI 201

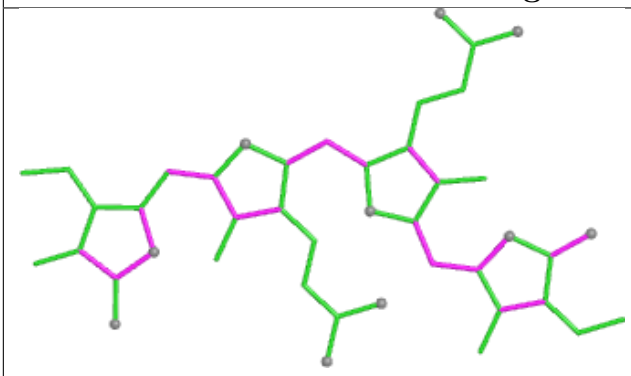

Bond lengths

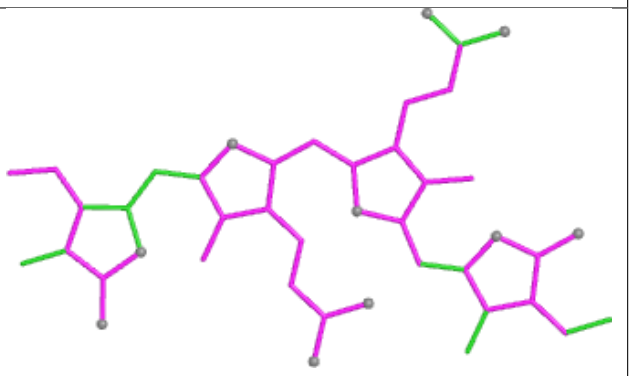

Bond angles

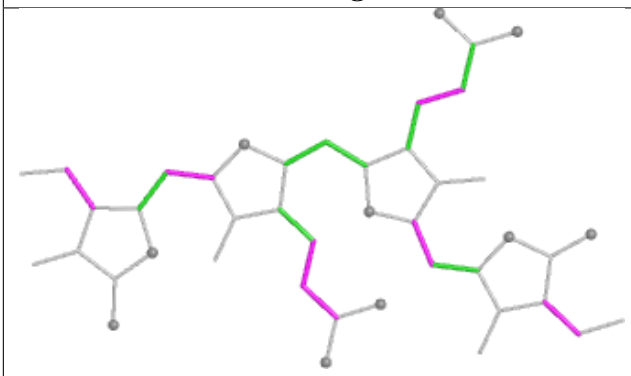

Torsions

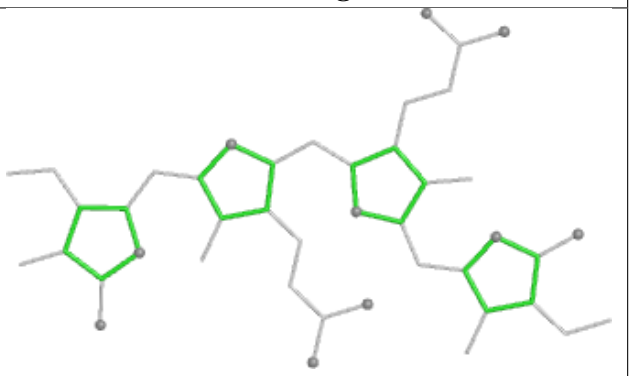

Rings

Ligand CLA D1 404

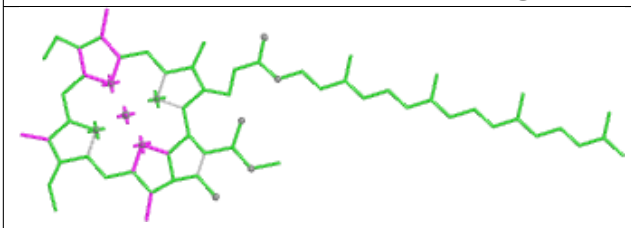

Bond lengths

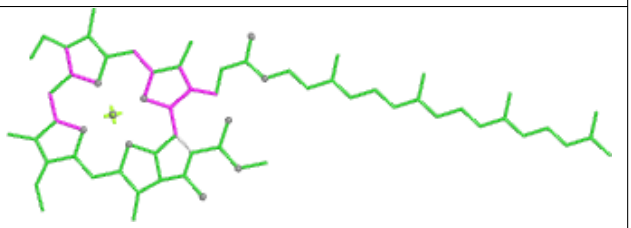

Bond angles

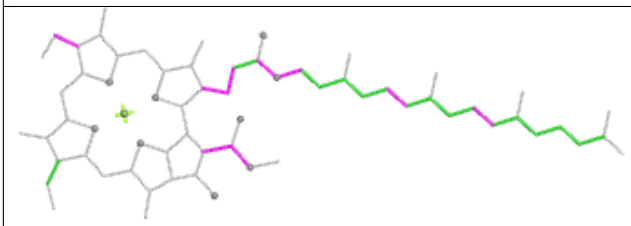

Torsions

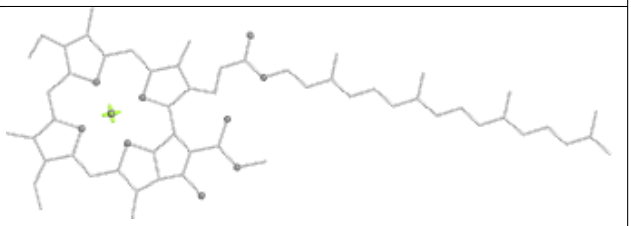

Rings

Ligand CYC k5 201

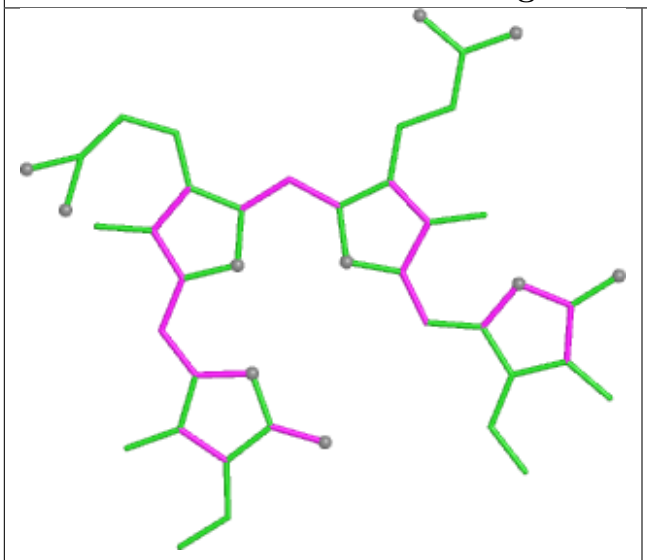

Bond lengths

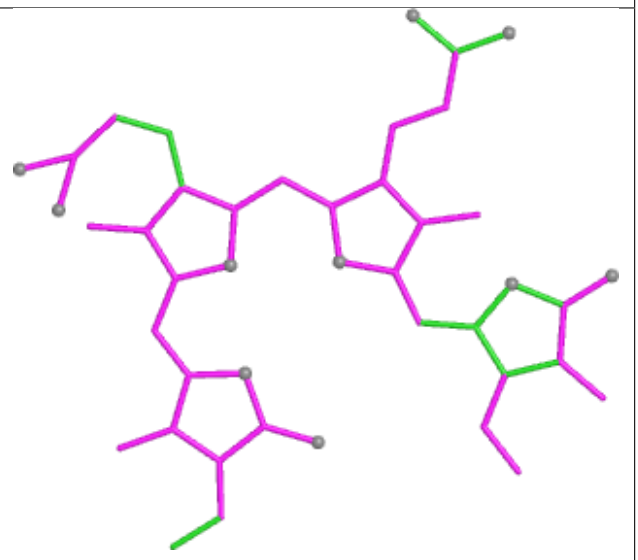

Bond angles

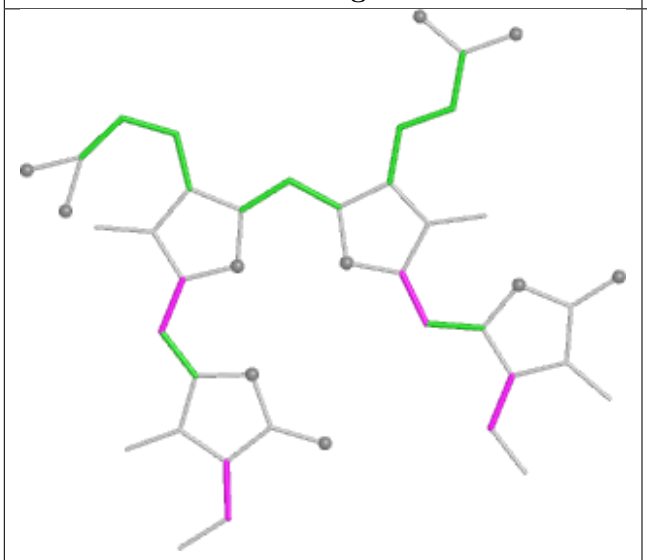

Torsions

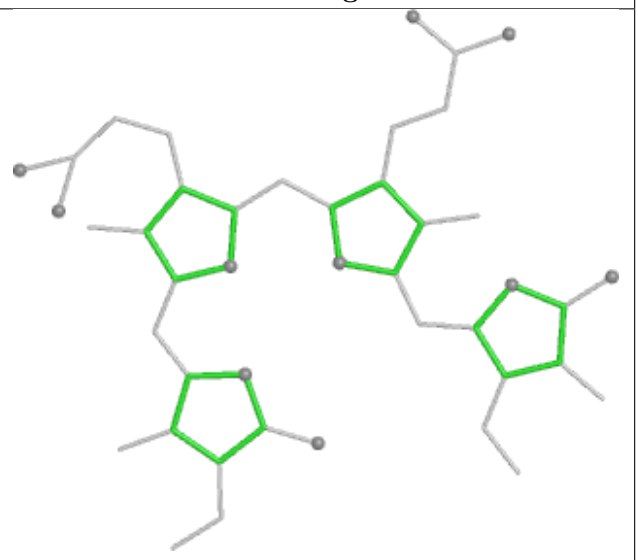

Rings

Ligand CLA cD 512

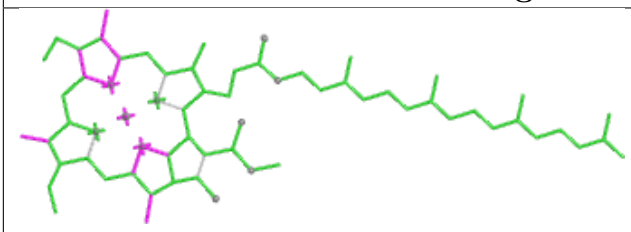

Bond lengths

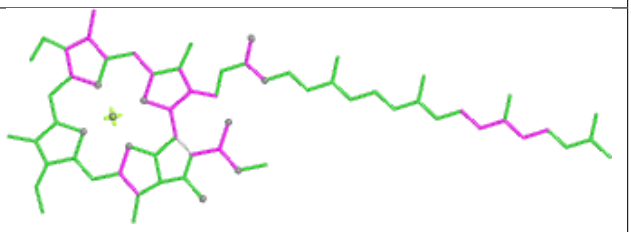

Bond angles

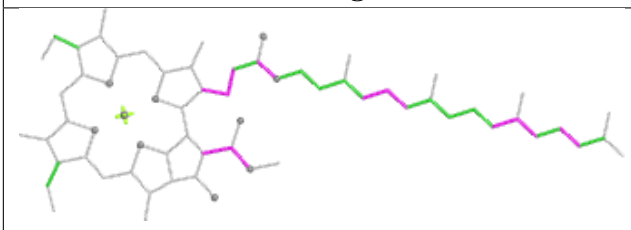

Torsions

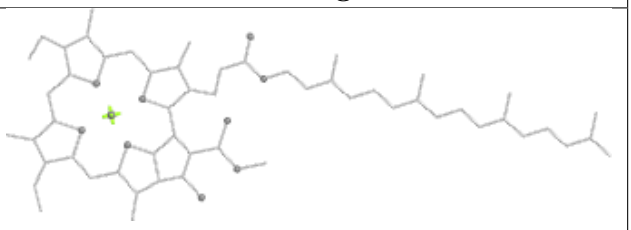

Rings

Ligand CYC fH 201

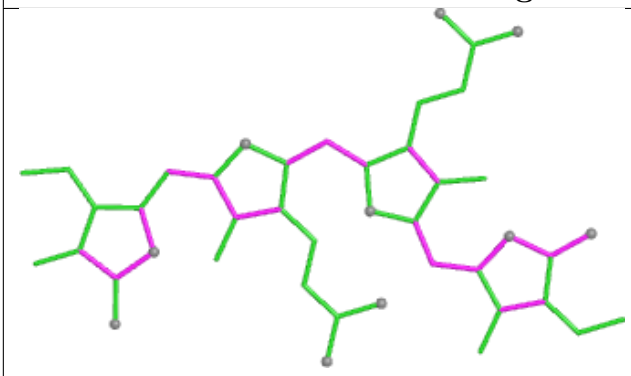

Bond lengths

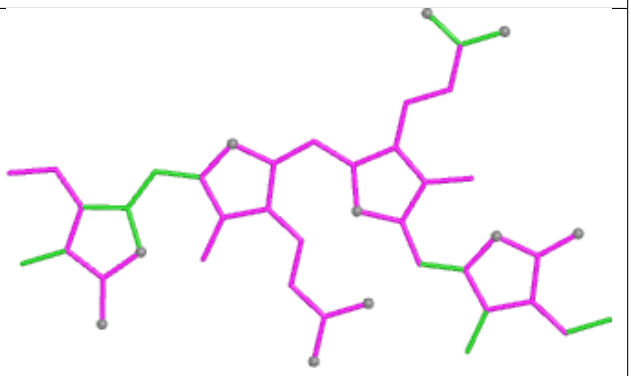

Bond angles

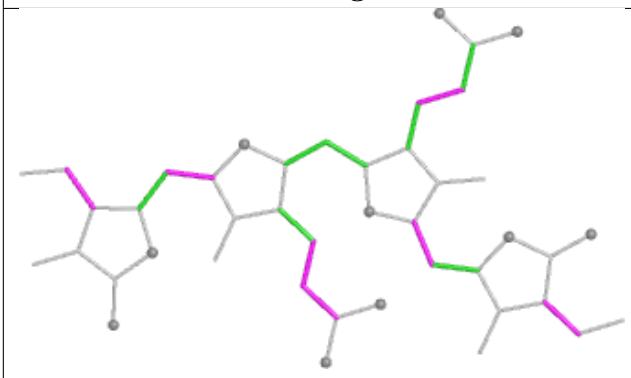

Torsions

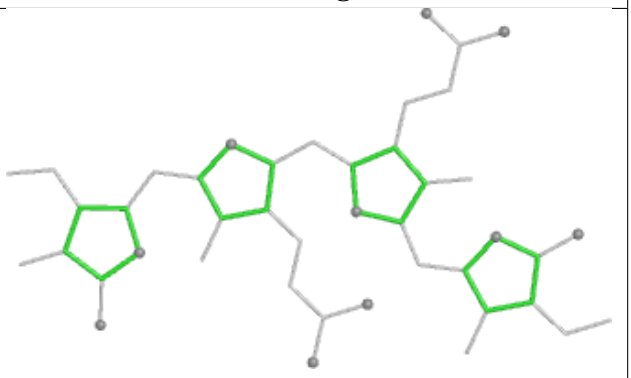

Rings

Ligand CLA B1 608

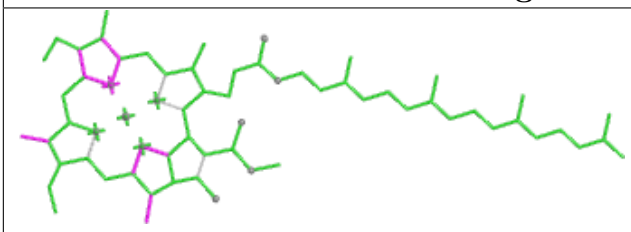

Bond lengths

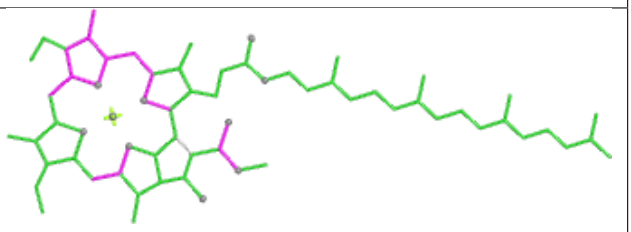

Bond angles

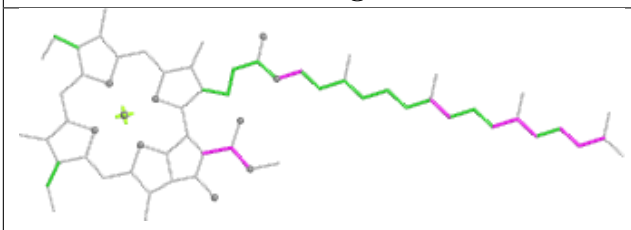

Torsions

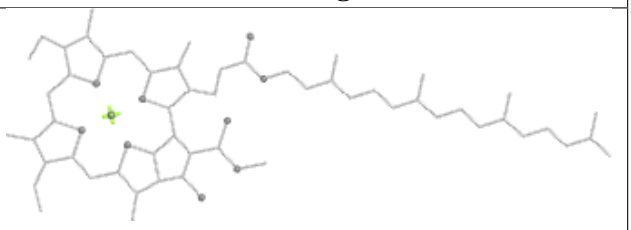

Rings

Ligand CLA BE 606

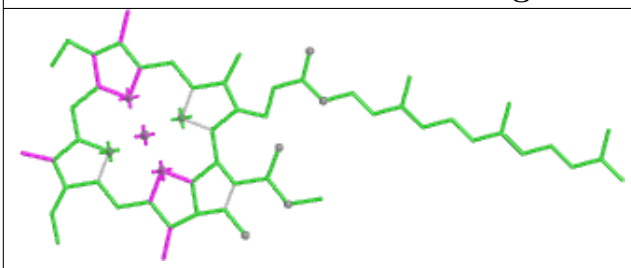

Bond lengths

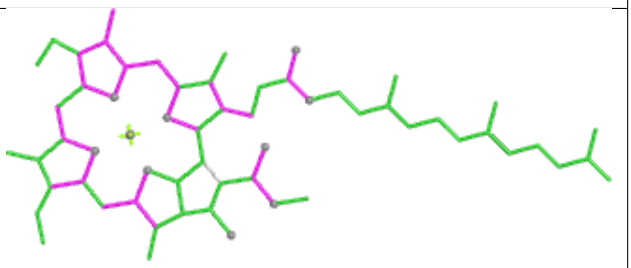

Bond angles

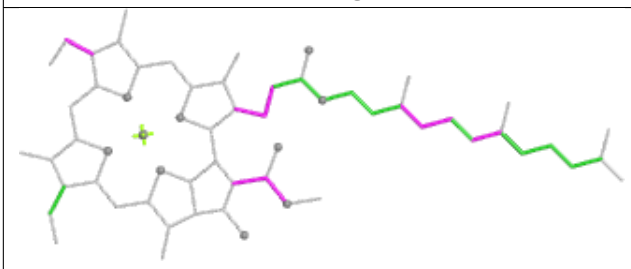

Torsions

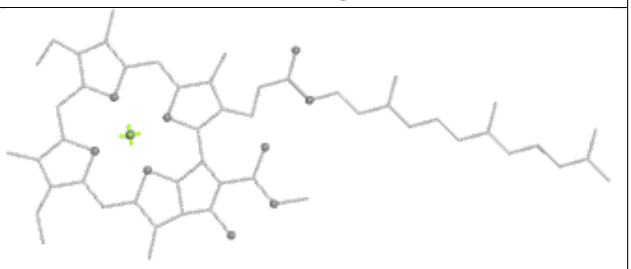

Rings

Ligand LMT b1 620



Bond lengths

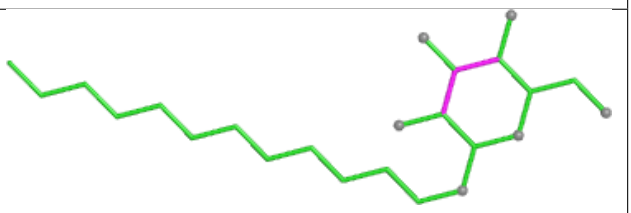

Bond angles



Torsions

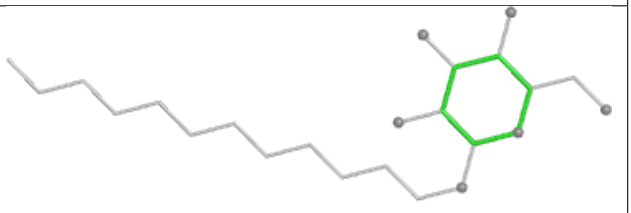

Rings

Ligand CLA CD 515

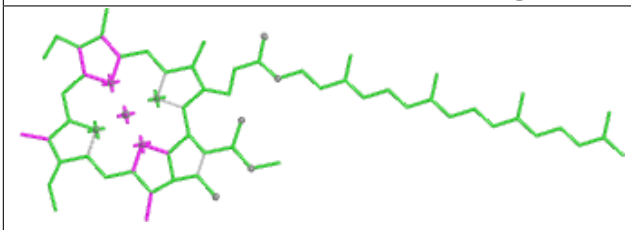

Bond lengths

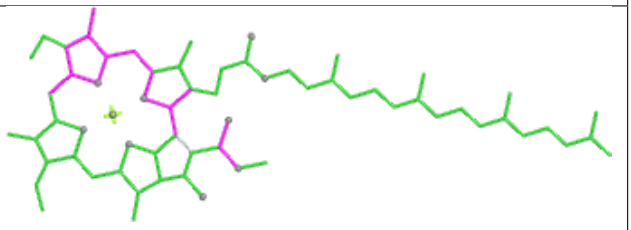

Bond angles

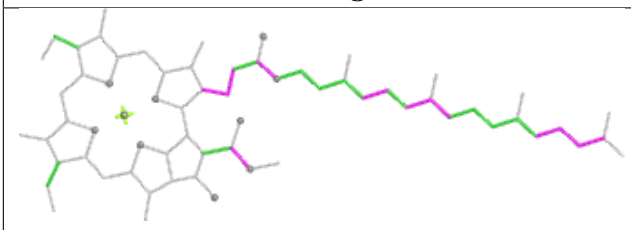

Torsions

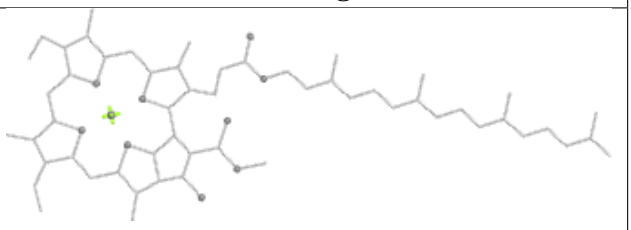

Rings

Ligand CLA cD 509

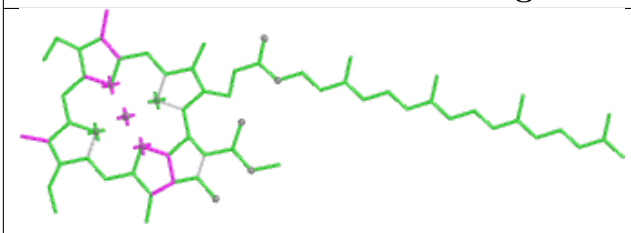

Bond lengths

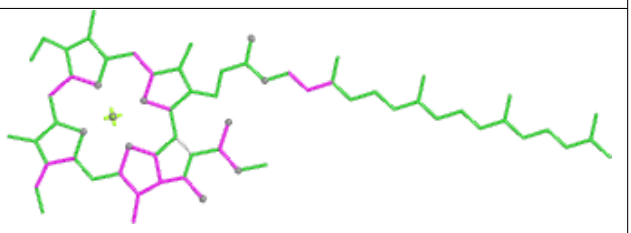

Bond angles

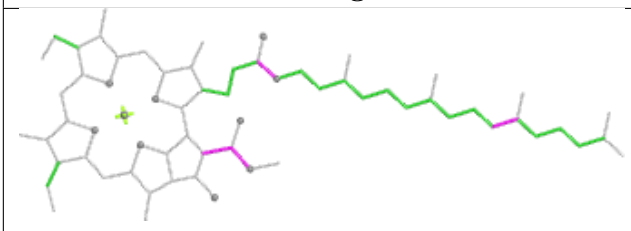

Torsions

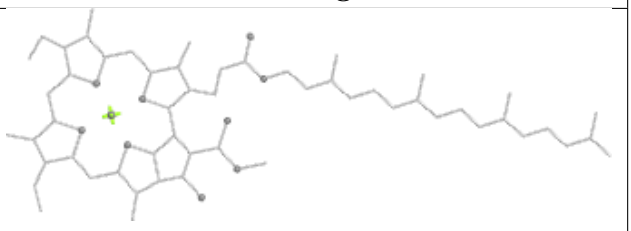

Rings

Ligand CLA C1 507

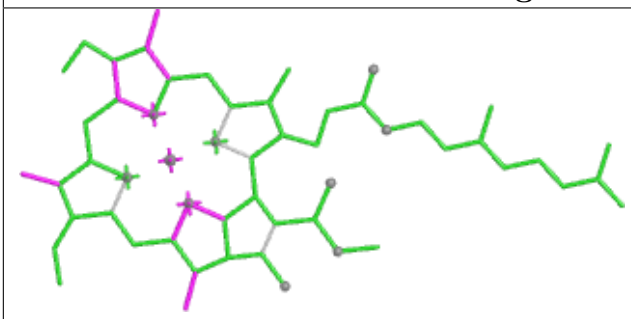

Bond lengths

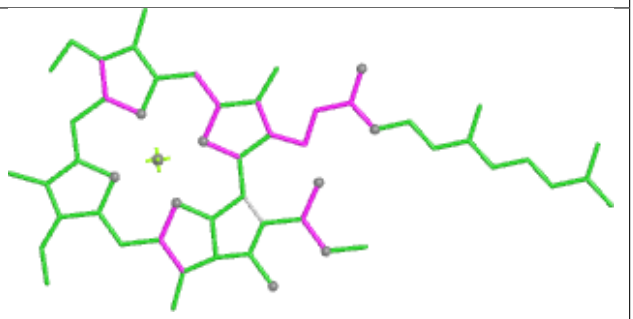

Bond angles

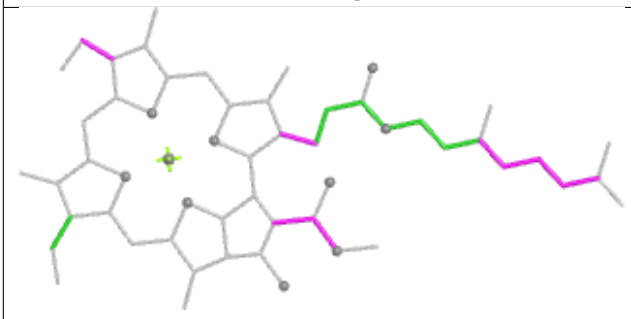

Torsions

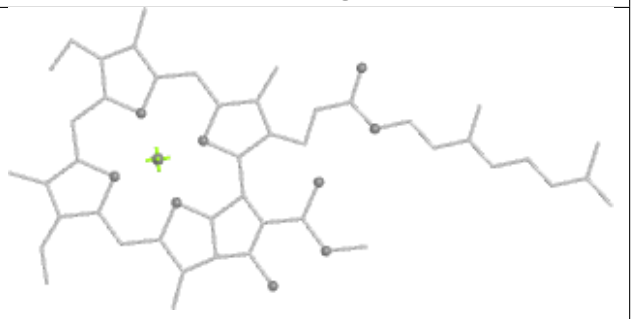

Rings

Ligand CYC l6 201

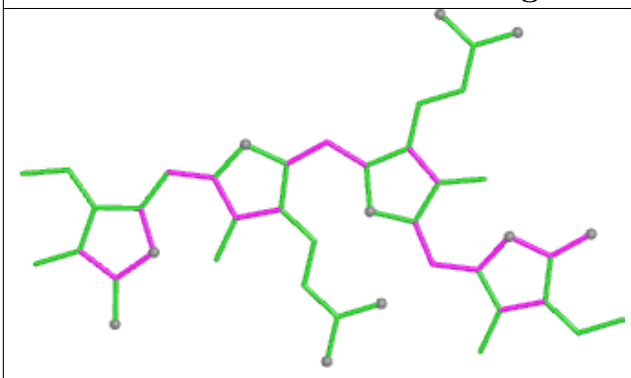

Bond lengths

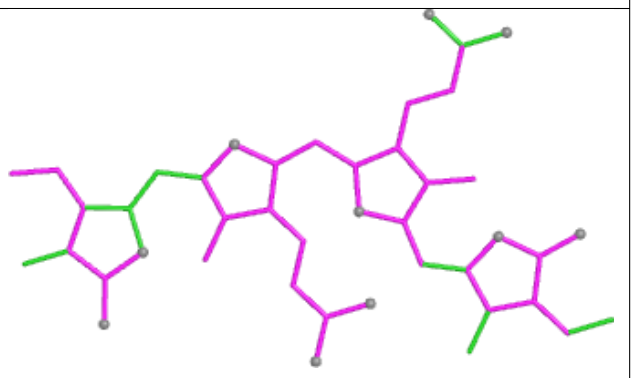

Bond angles

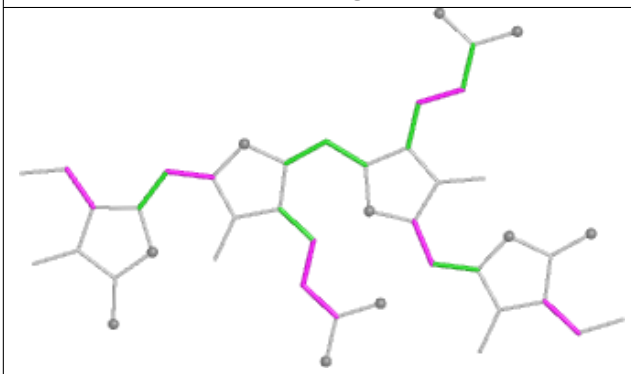

Torsions

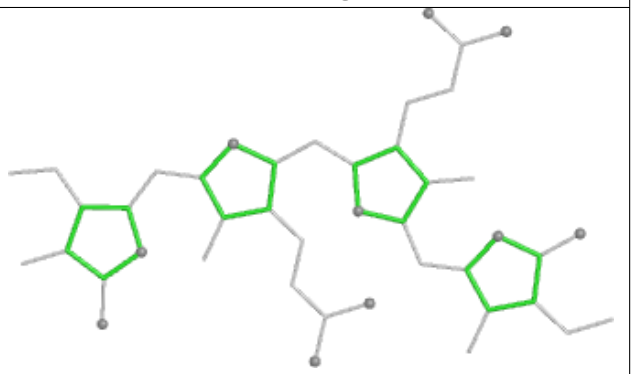

Rings

Ligand LMT iD 103

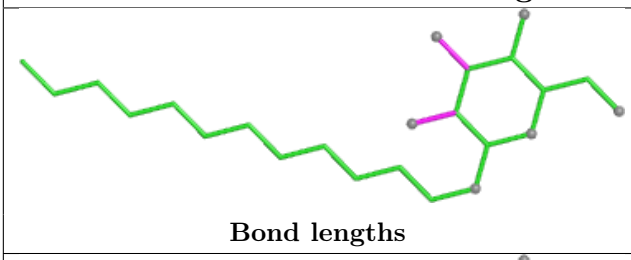

Bond lengths

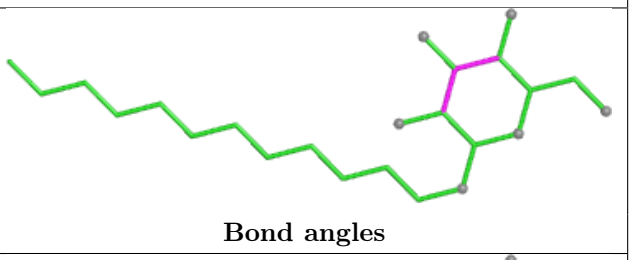

Bond angles

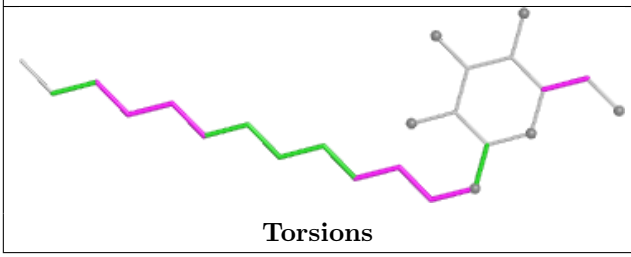

Torsions

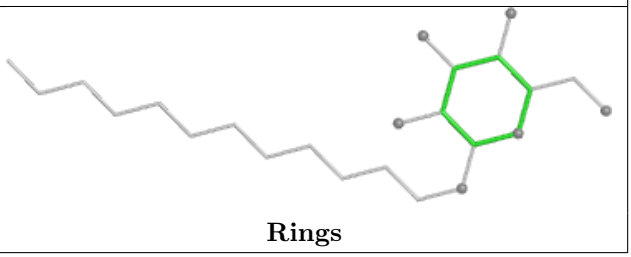

Rings

Ligand CYC KL 201

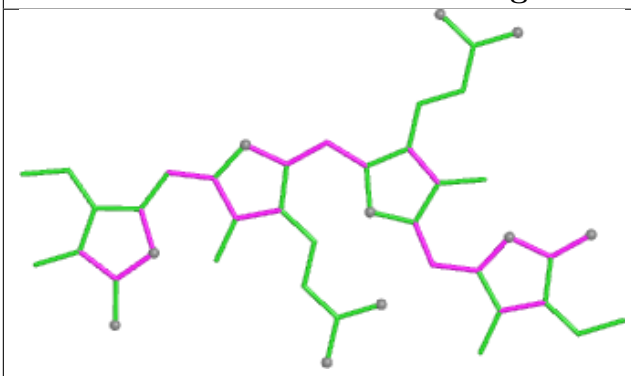

Bond lengths

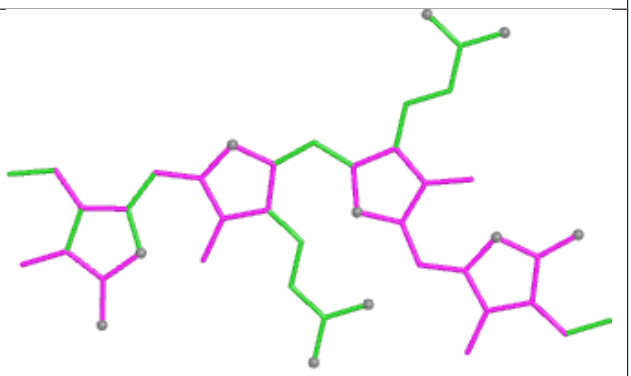

Bond angles

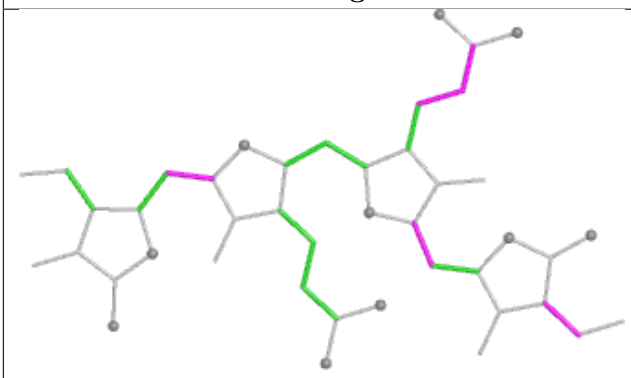

Torsions

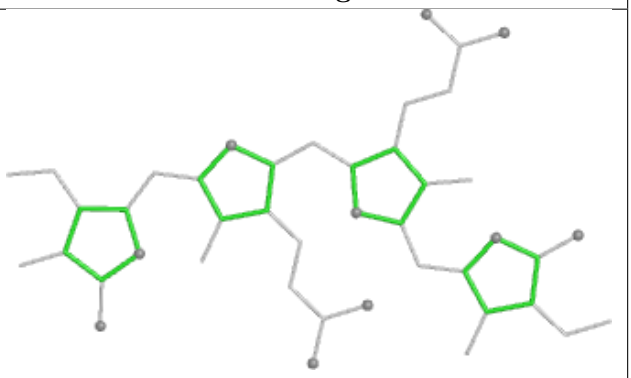

Rings

Ligand CYC AL 201

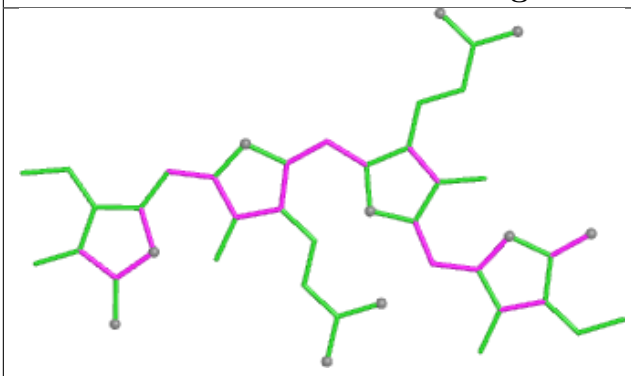

Bond lengths

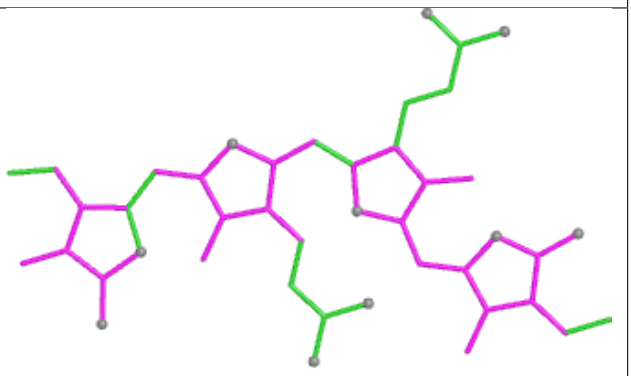

Bond angles

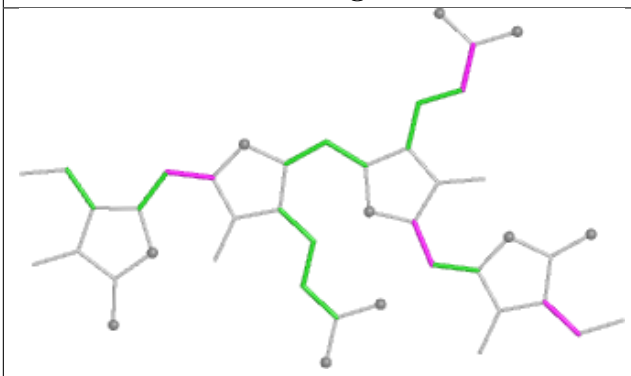

Torsions

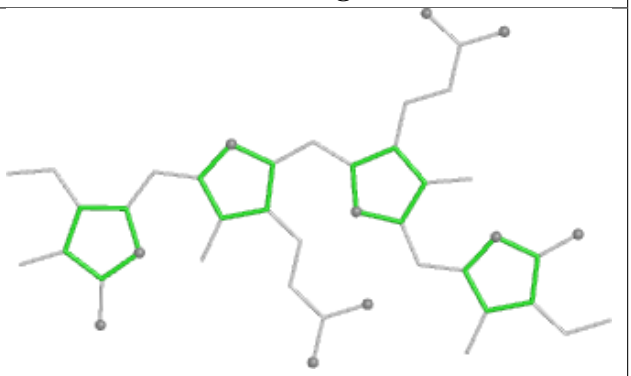

Rings

Ligand CYC j3 201

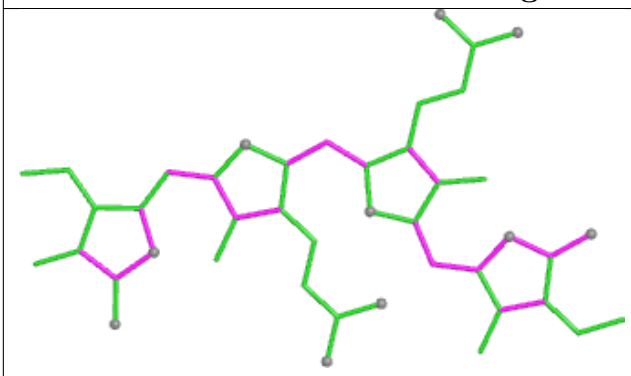

Bond lengths

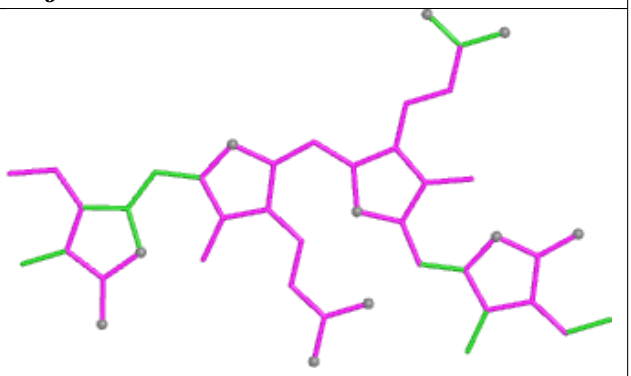

Bond angles

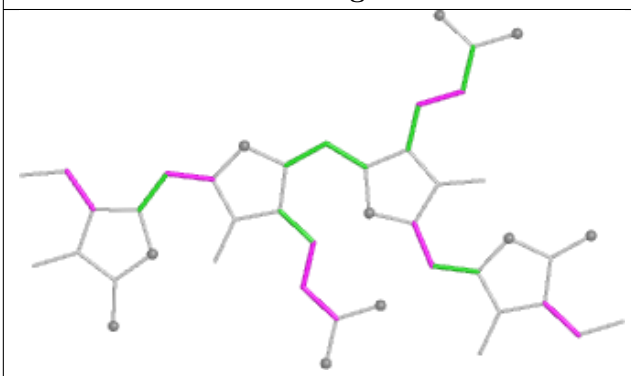

Torsions

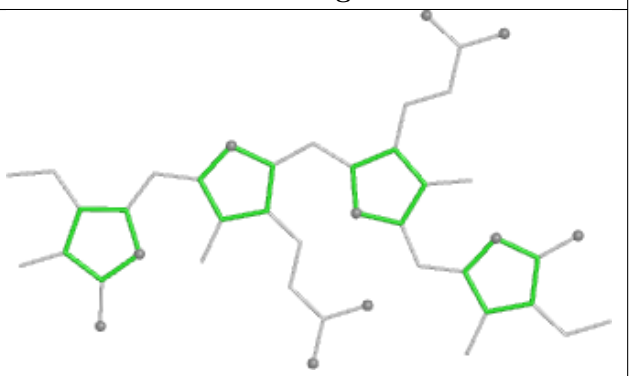

Rings

Ligand CYC k8 201

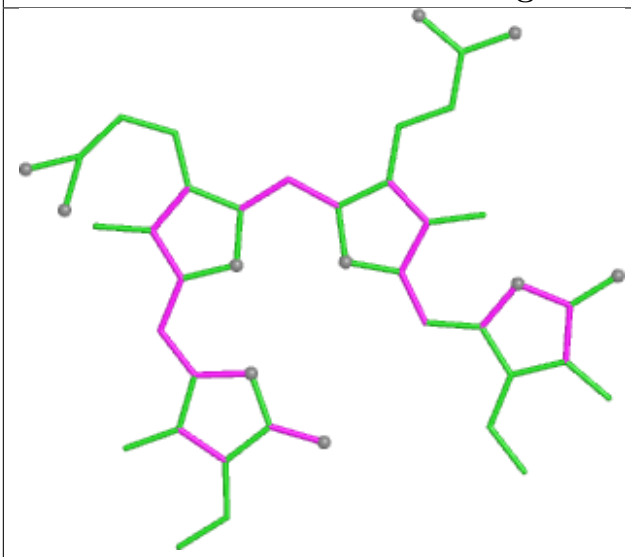

Bond lengths

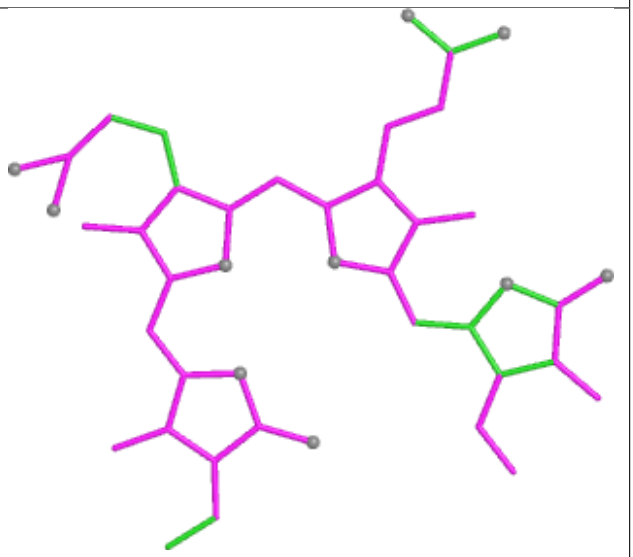

Bond angles

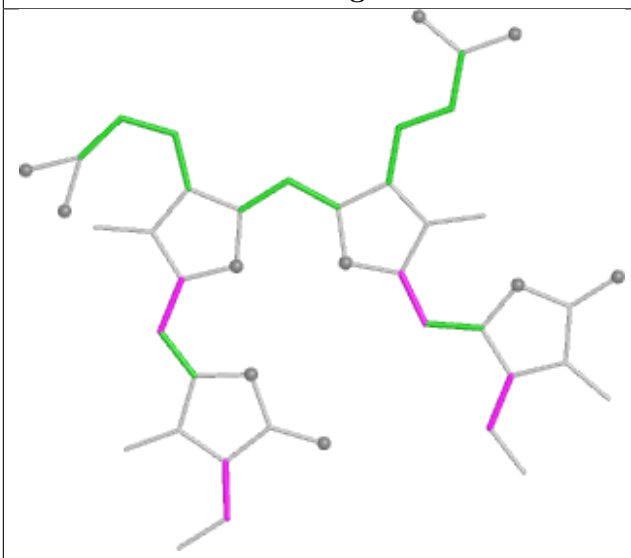

Torsions

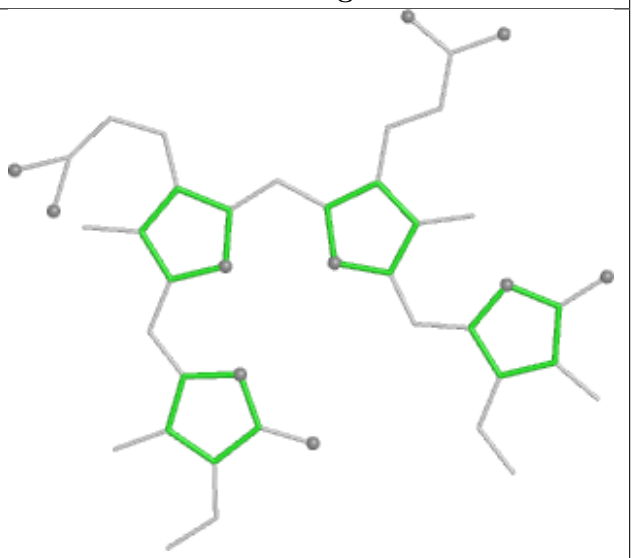

Rings

Ligand HEM VD 201

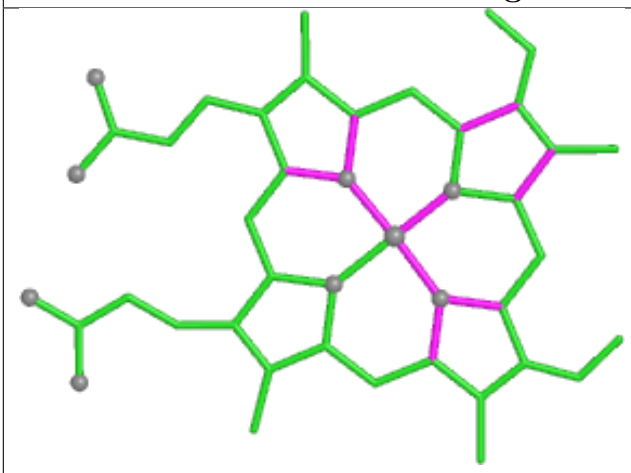

Bond lengths

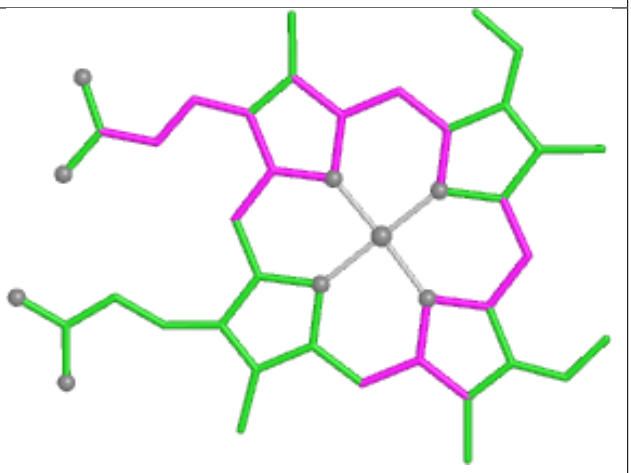

Bond angles

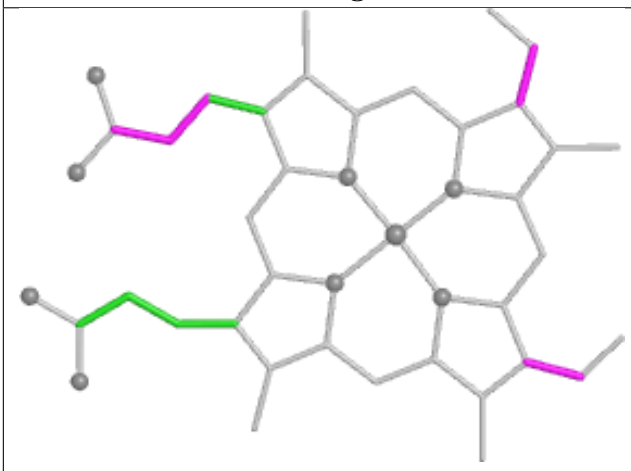

Torsions

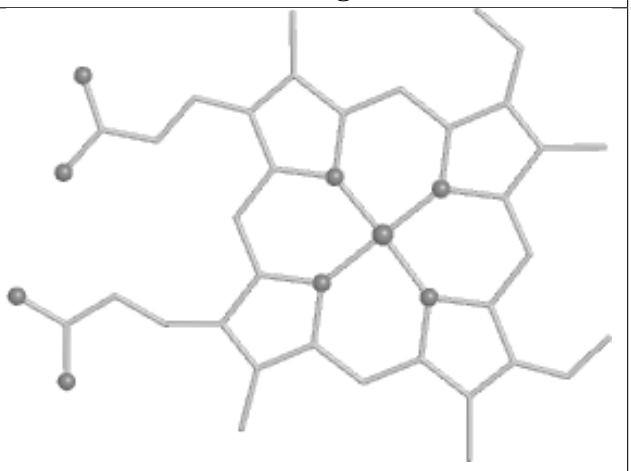

Rings

Ligand BCR cD 519

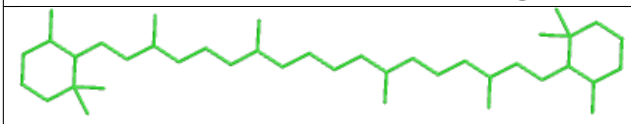

Bond lengths

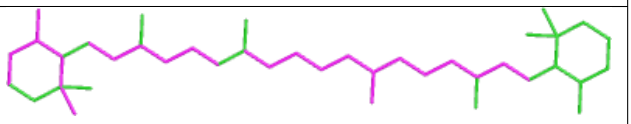

Bond angles

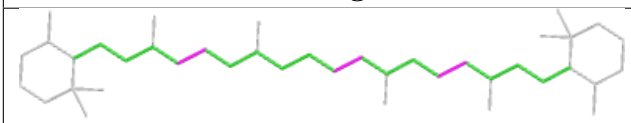

Torsions

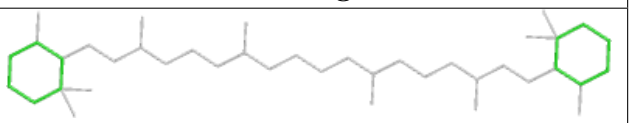

Rings

Ligand CLA B1 607

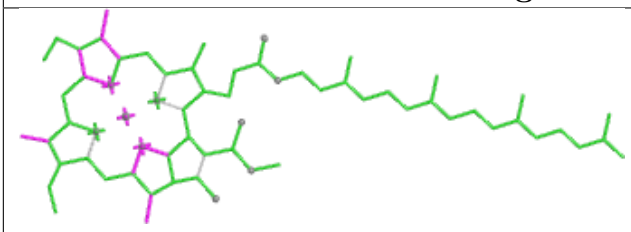

Bond lengths

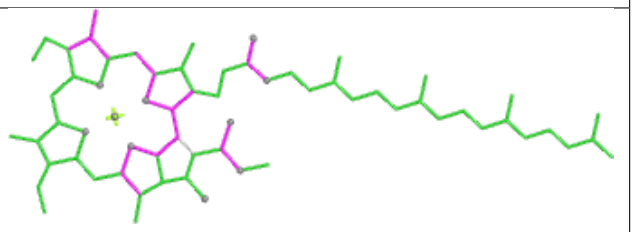

Bond angles

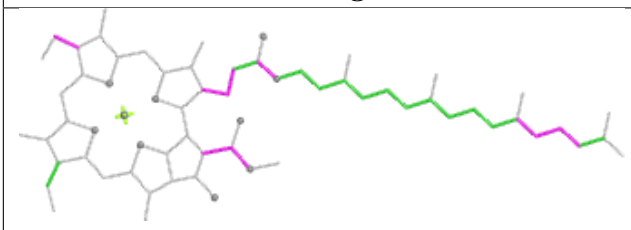

Torsions

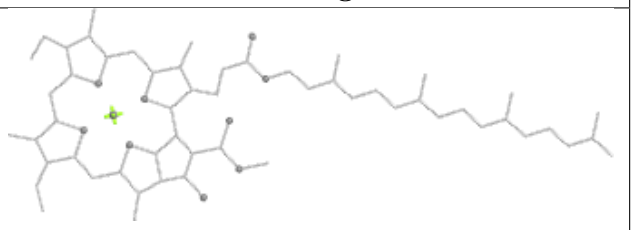

Rings

Ligand LMT jE 101

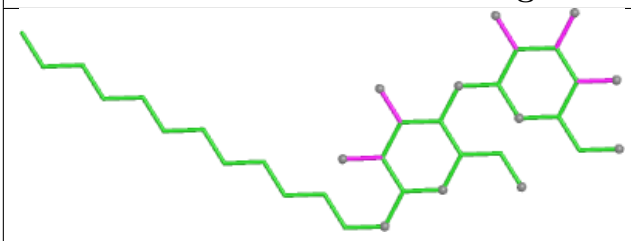

Bond lengths

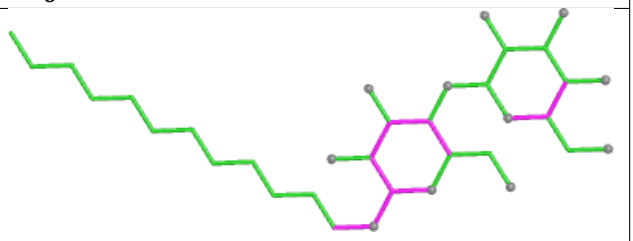

Bond angles

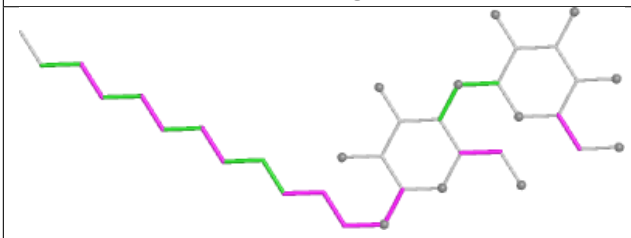

Torsions

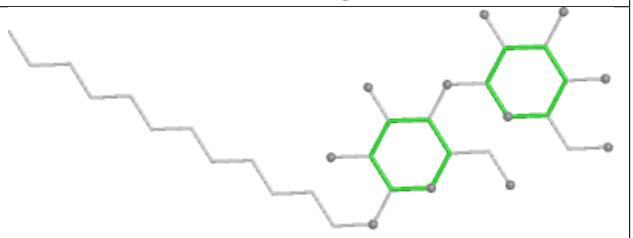

Rings

Ligand CYC KK 201

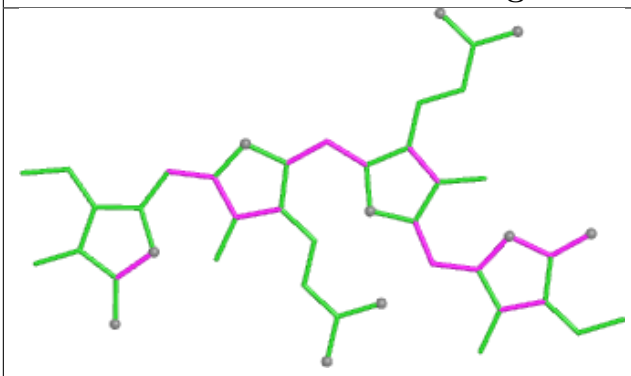

Bond lengths

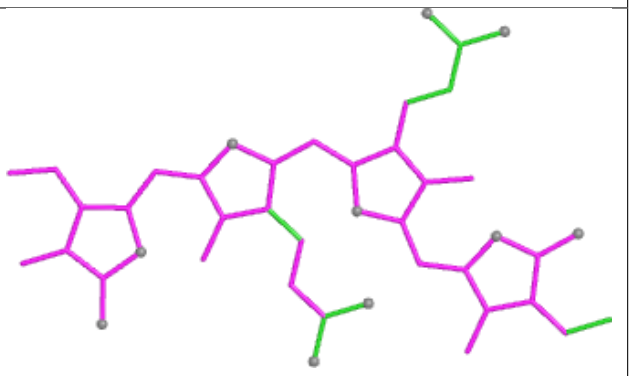

Bond angles

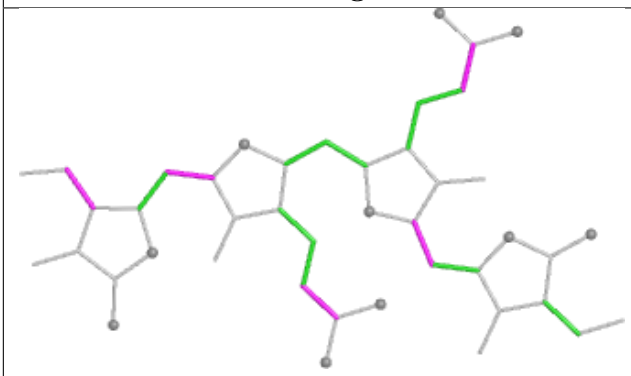

Torsions

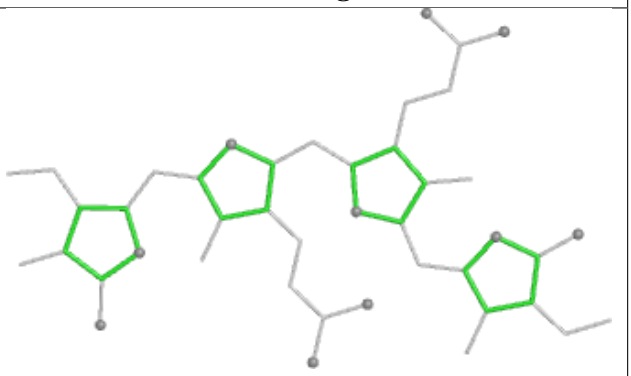

Rings

Ligand LMT DE 412



Bond lengths



Bond angles

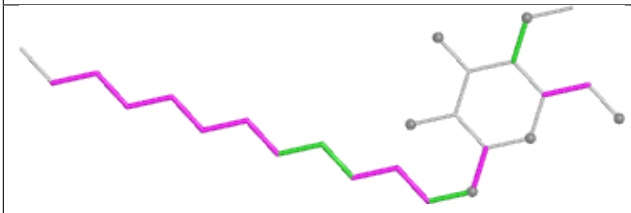

Torsions

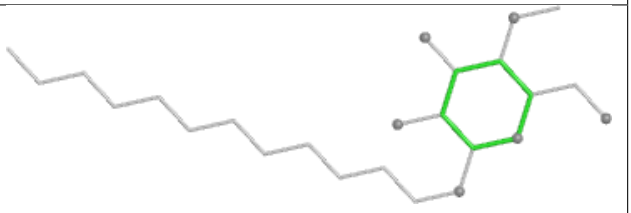

Rings

Ligand CYC BB 1001

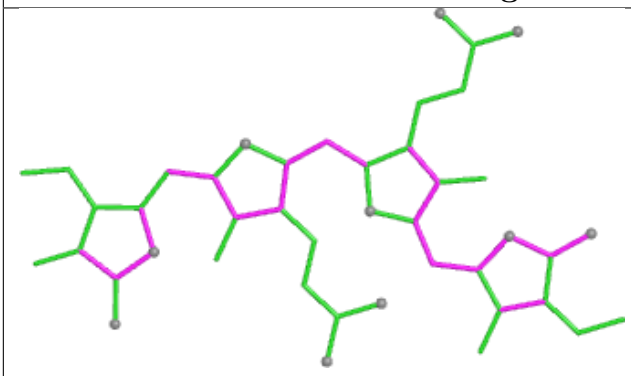

Bond lengths

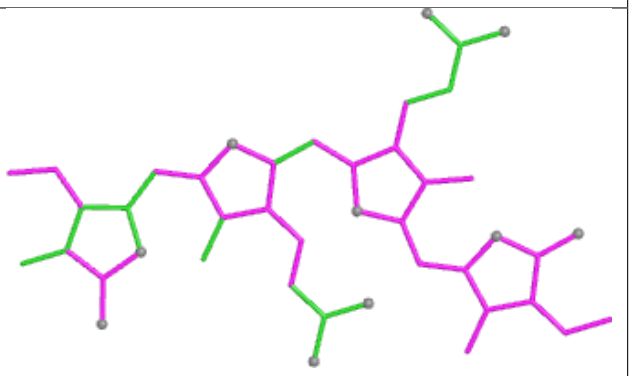

Bond angles

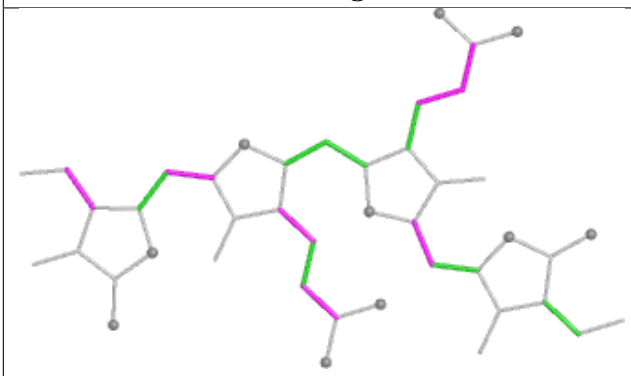

Torsions

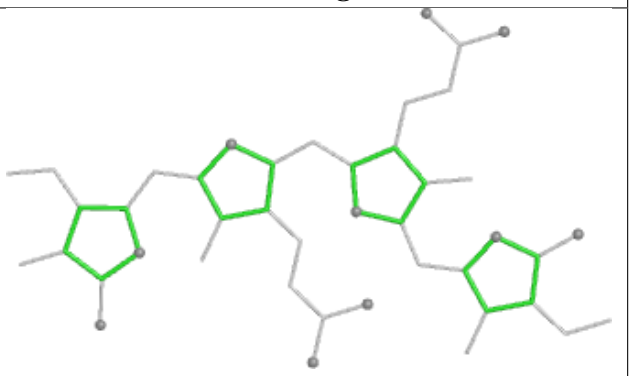

Rings

Ligand LMT CD 521



Bond lengths



Bond angles



Torsions

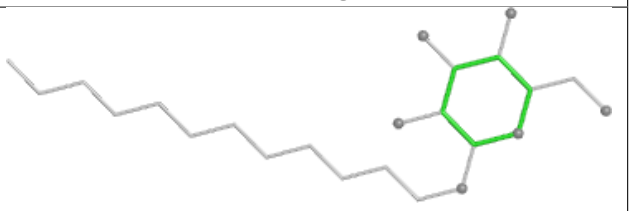

Rings

Ligand CYC m2 201

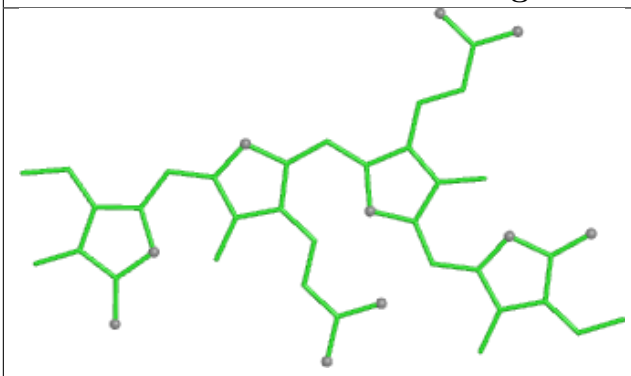

Bond lengths

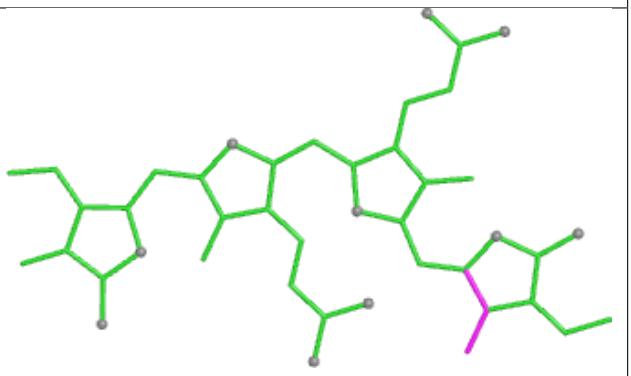

Bond angles

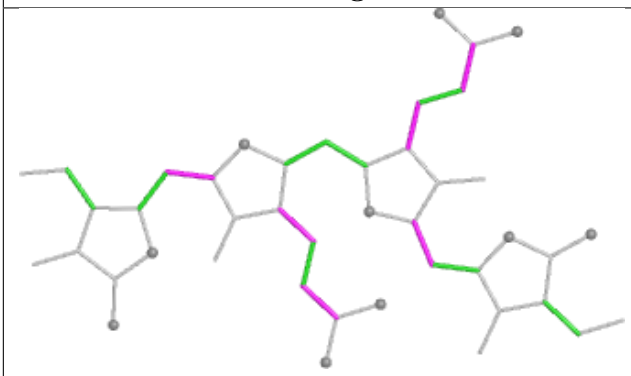

Torsions

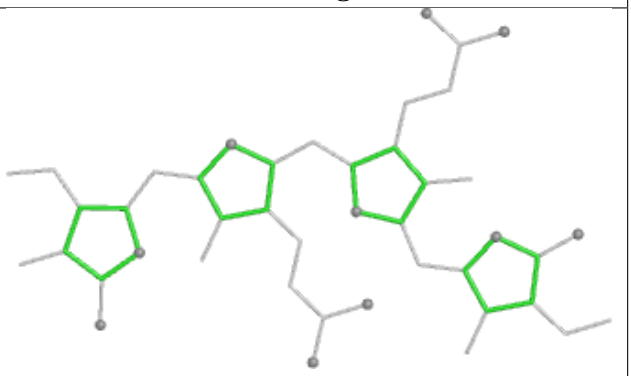

Rings

Ligand CLA D1 405

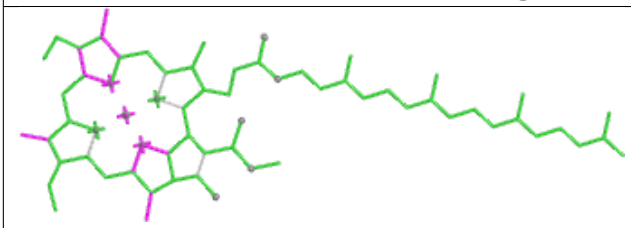

Bond lengths

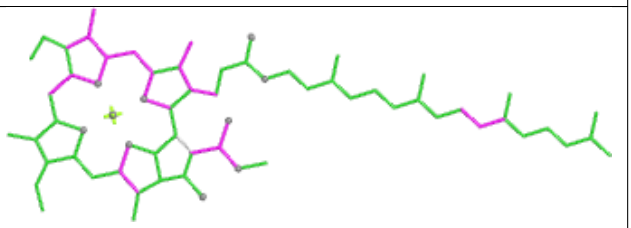

Bond angles

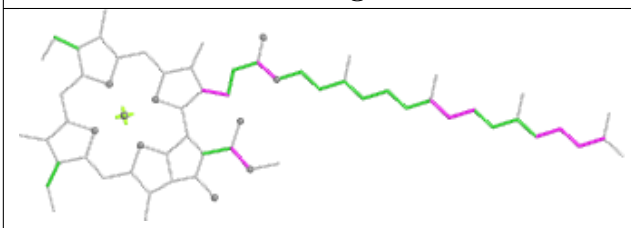

Torsions

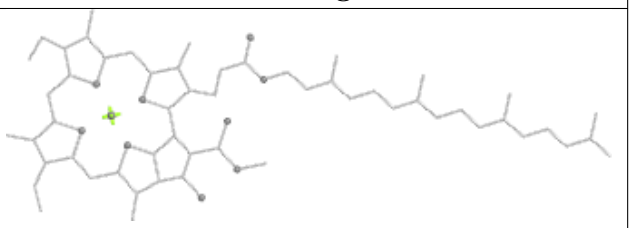

Rings

Ligand CYC TB 201

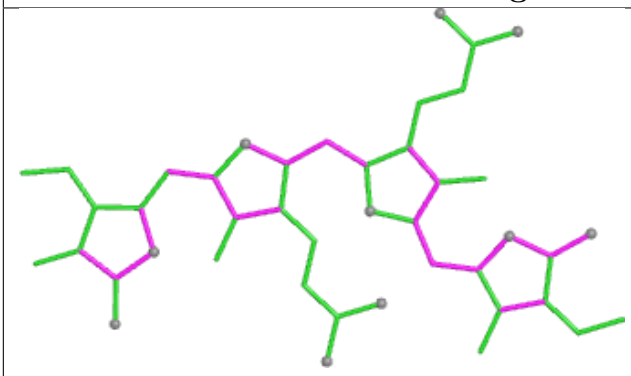

Bond lengths

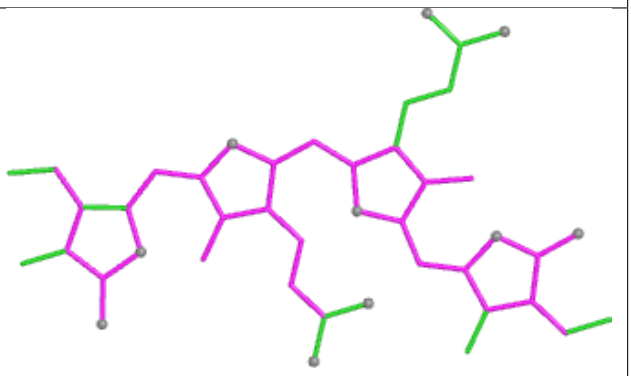

Bond angles

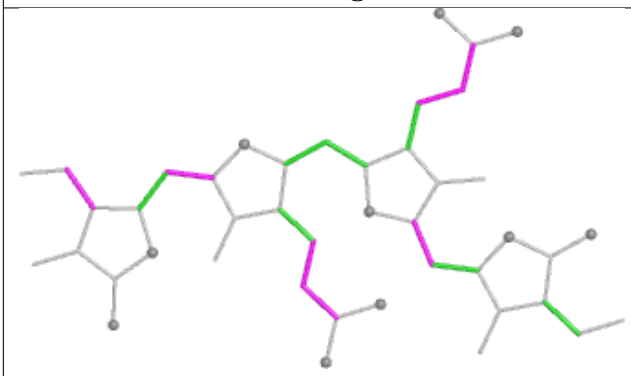

Torsions

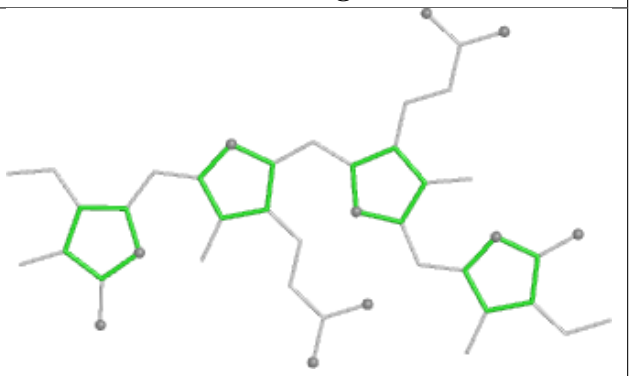

Rings

Ligand CYC j6 202

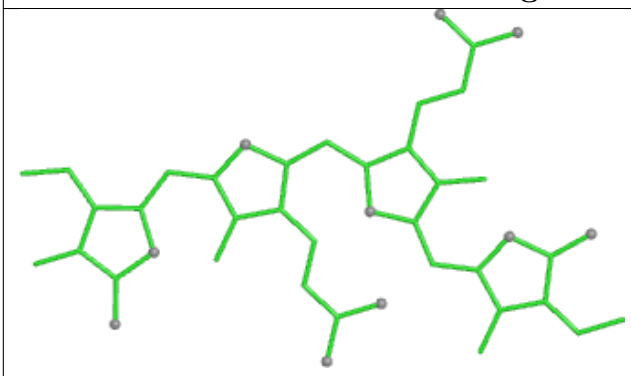

Bond lengths

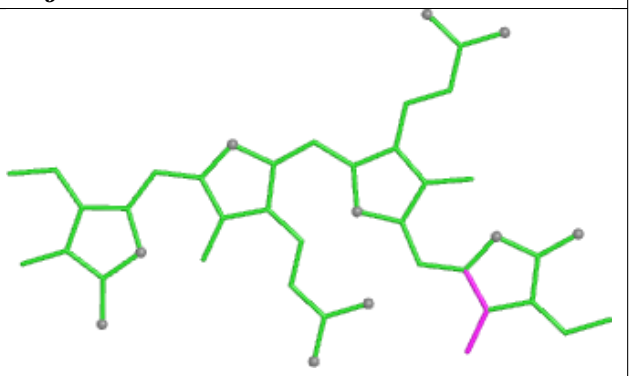

Bond angles

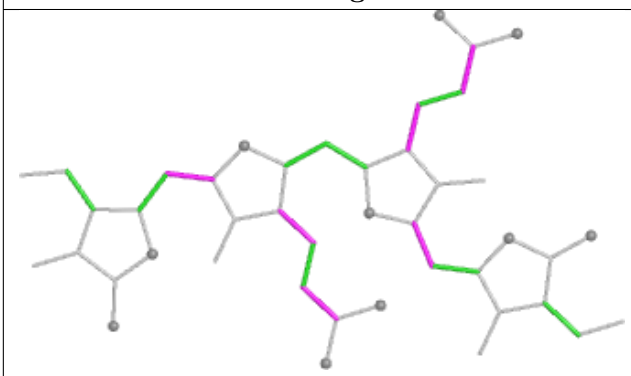

Torsions

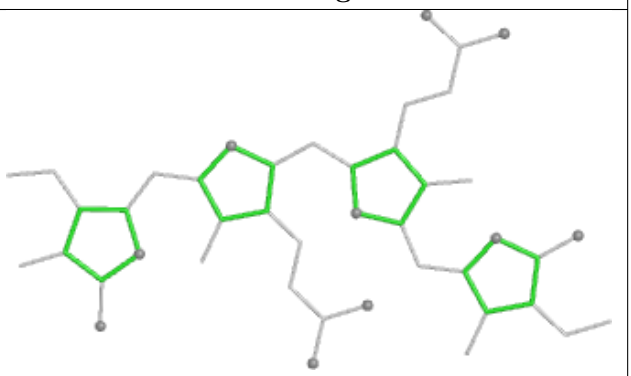

Rings

Ligand CYC b6 201

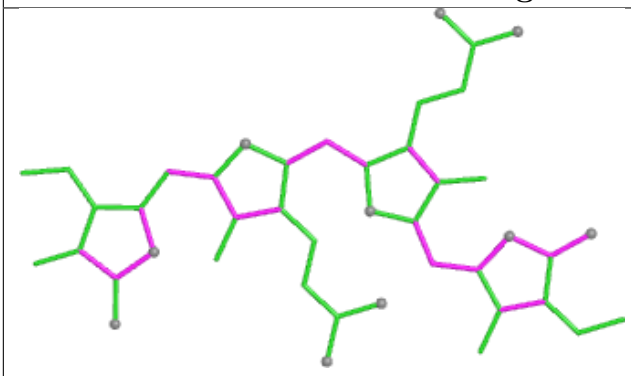

Bond lengths

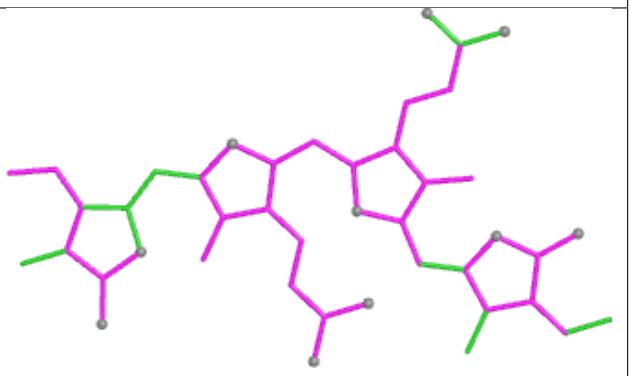

Bond angles

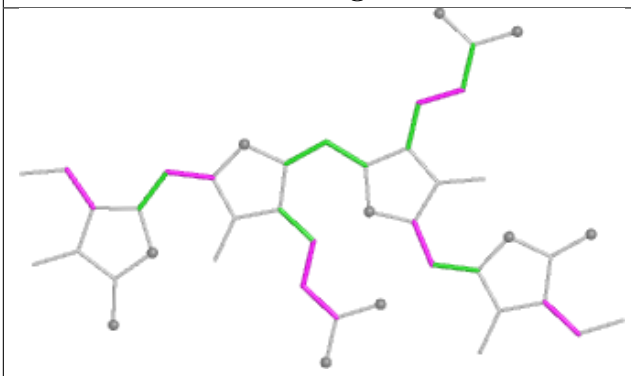

Torsions

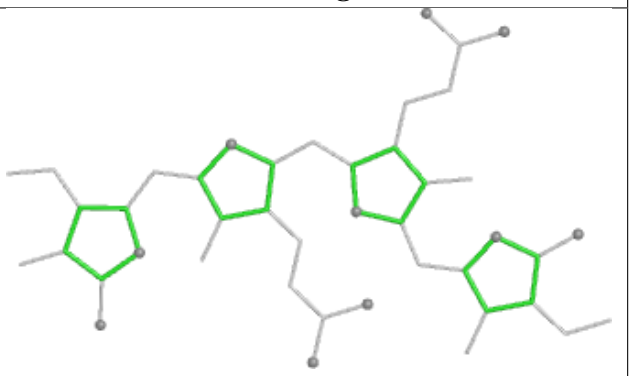

Rings

Ligand CYC kF 201

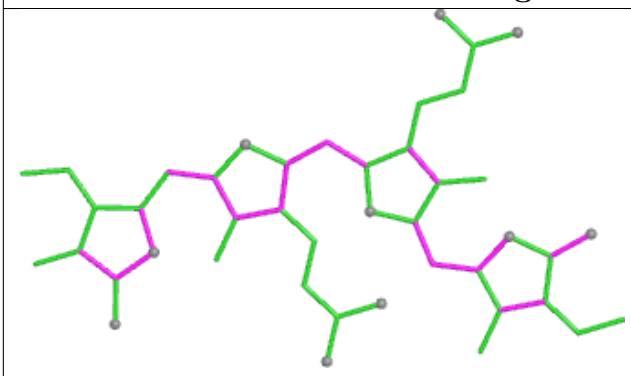

Bond lengths

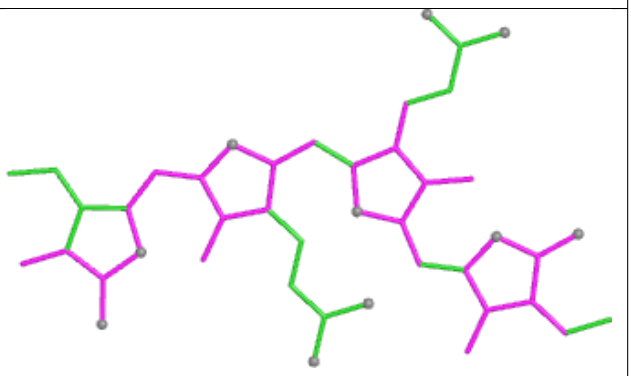

Bond angles

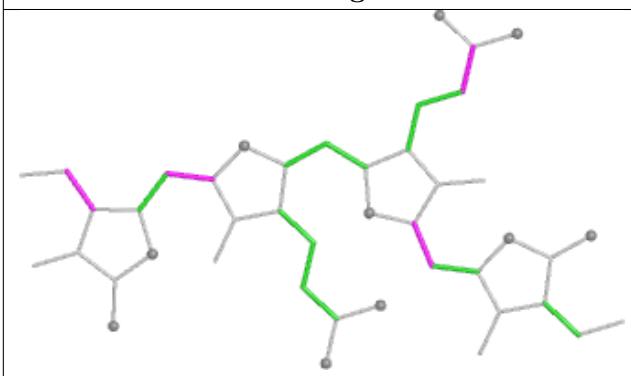

Torsions

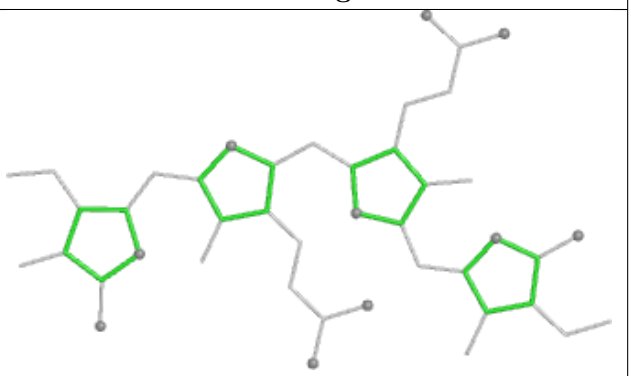

Rings

Ligand CYC gH 202

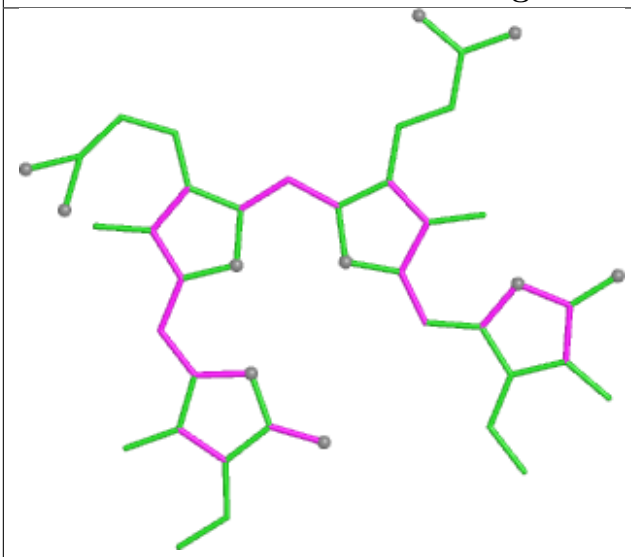

Bond lengths

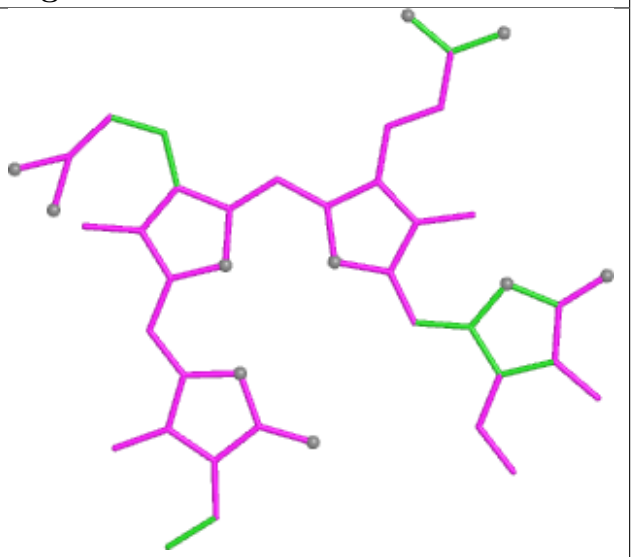

Bond angles

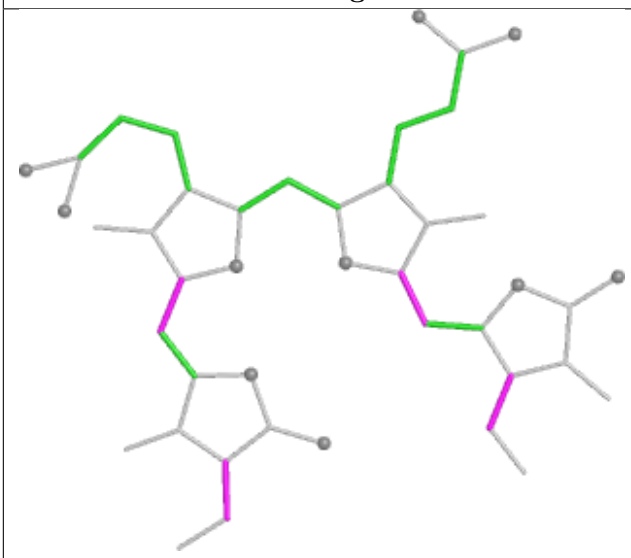

Torsions

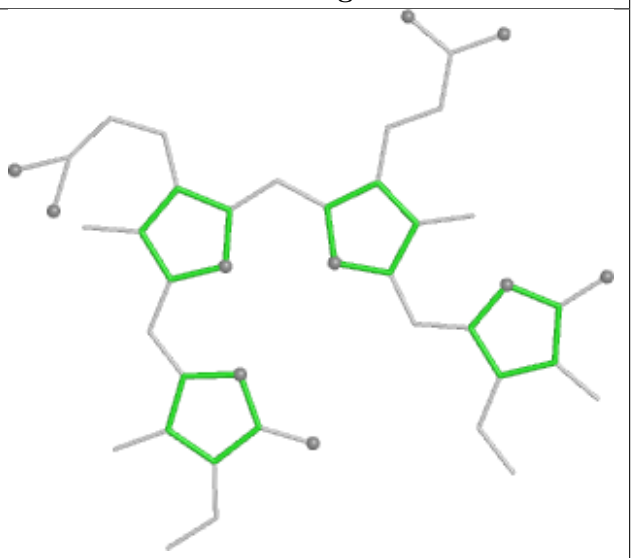

Rings

Ligand HEM vE 201

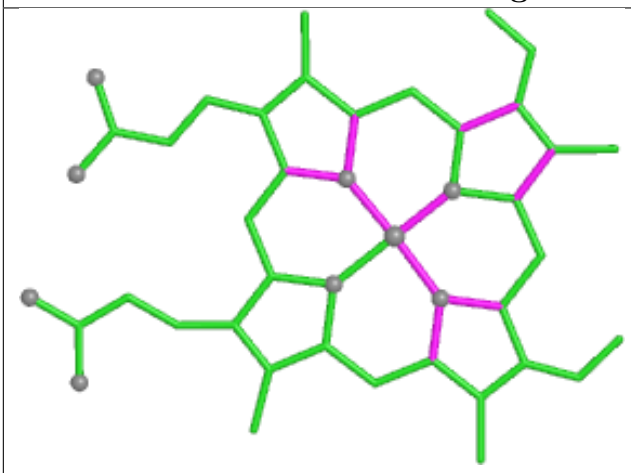

Bond lengths

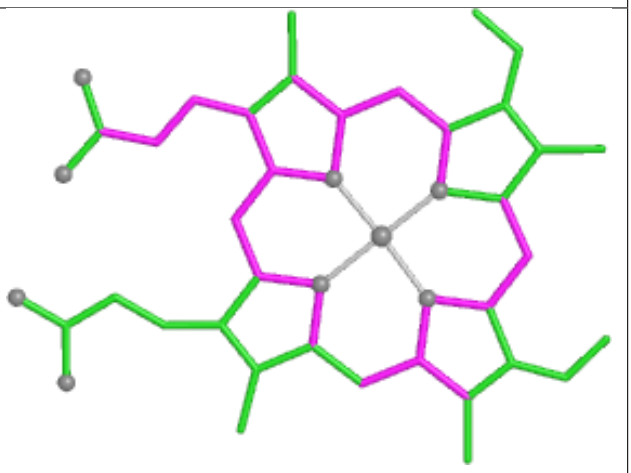

Bond angles

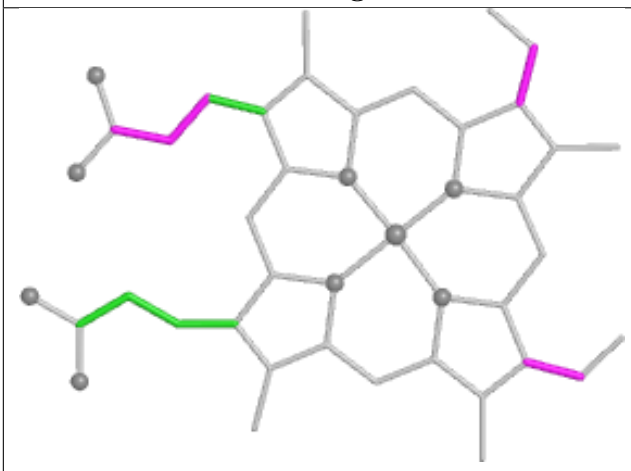

Torsions

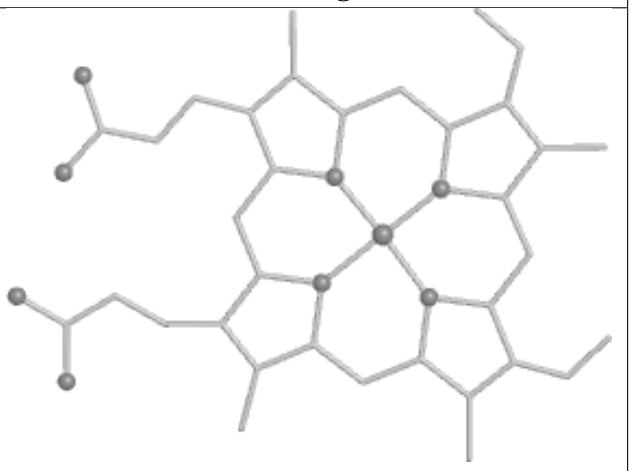

Rings

Ligand CLA DD 405

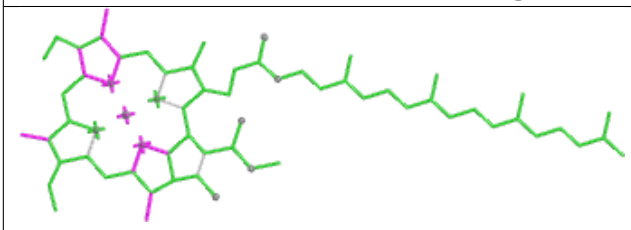

Bond lengths

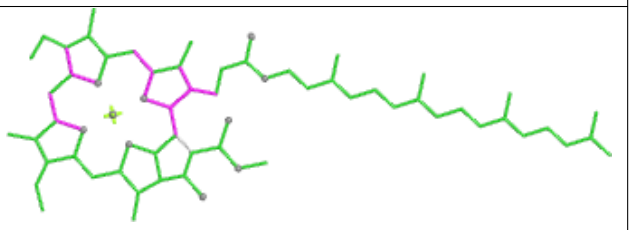

Bond angles

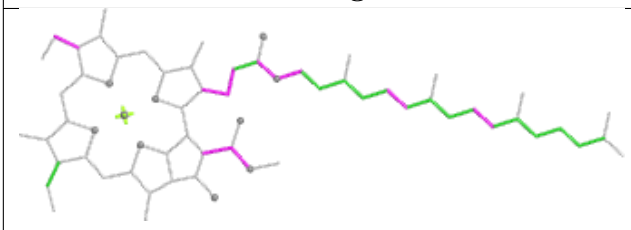

Torsions

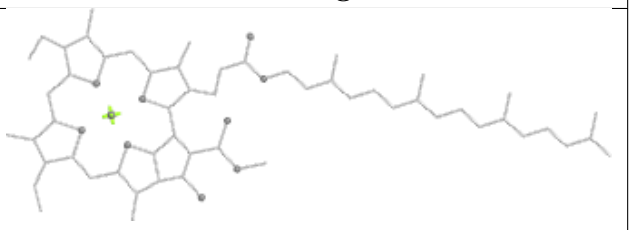

Rings

Ligand CYC h9 201

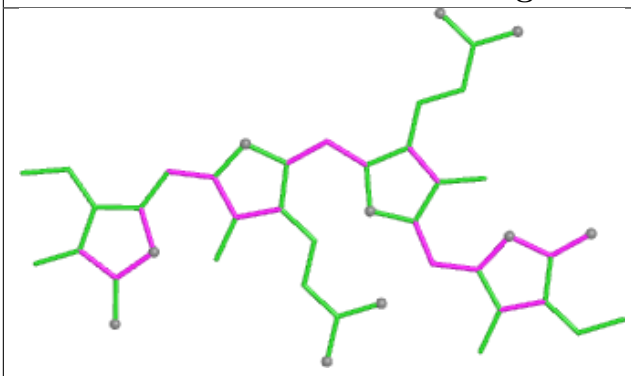

Bond lengths

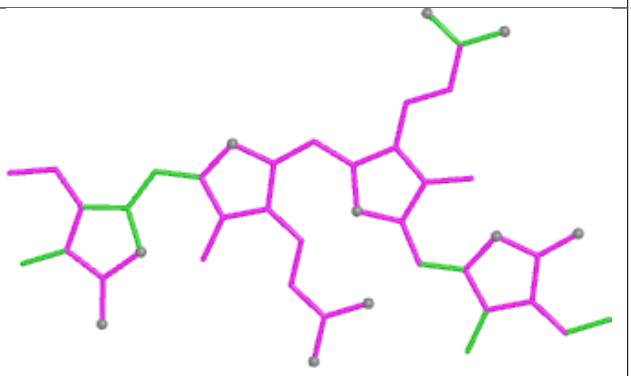

Bond angles

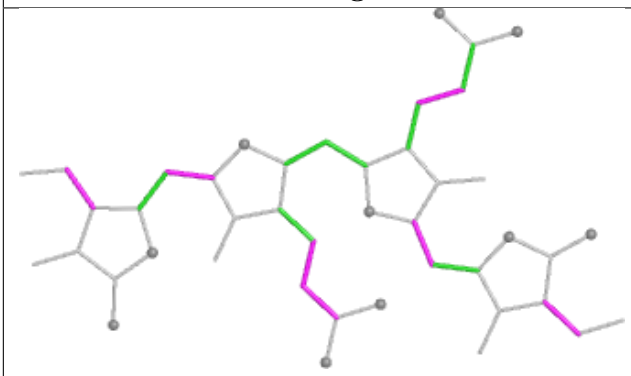

Torsions

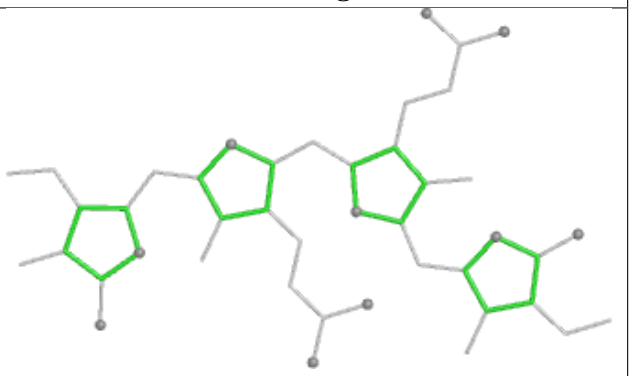

Rings

Ligand CYC b3 201

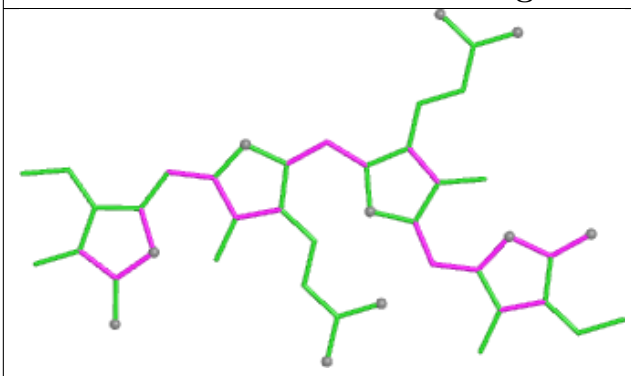

Bond lengths

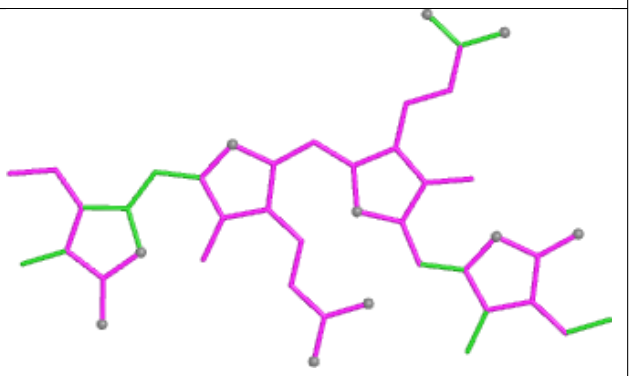

Bond angles

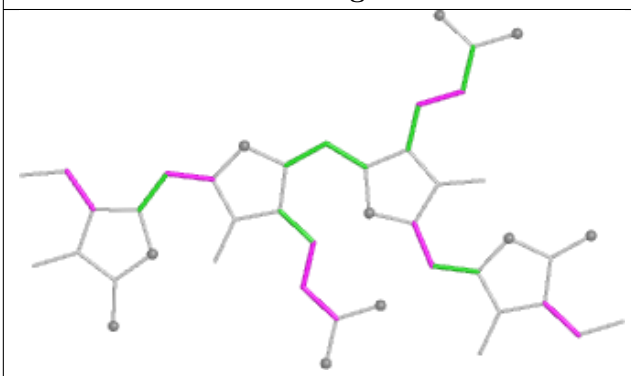

Torsions

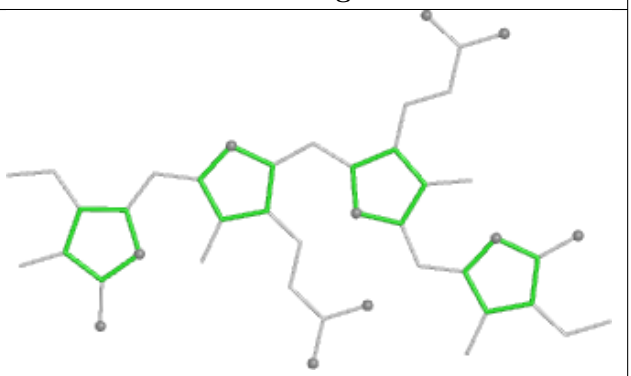

Rings

Ligand CYC IL 201

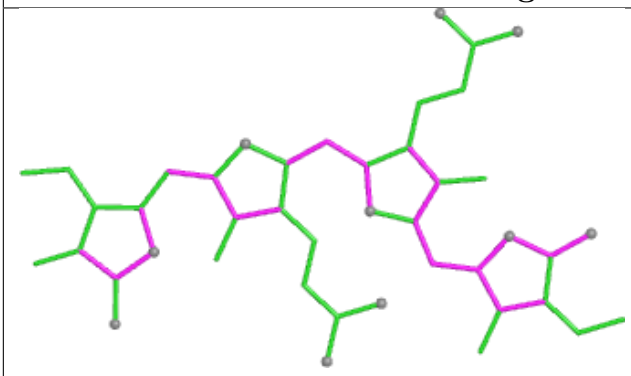

Bond lengths

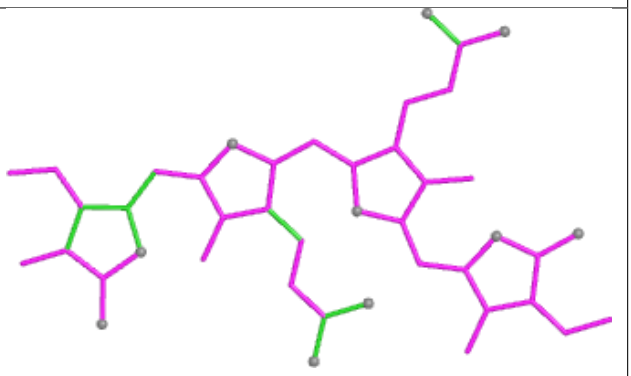

Bond angles

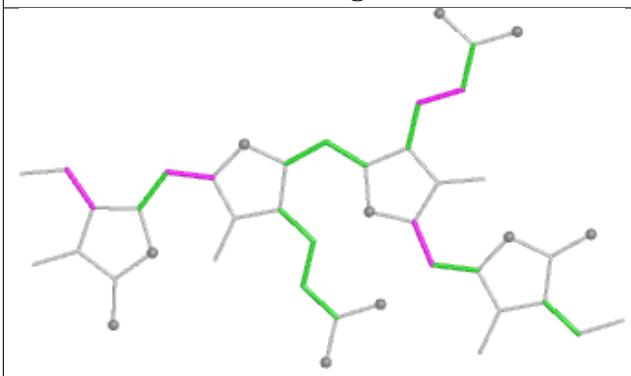

Torsions

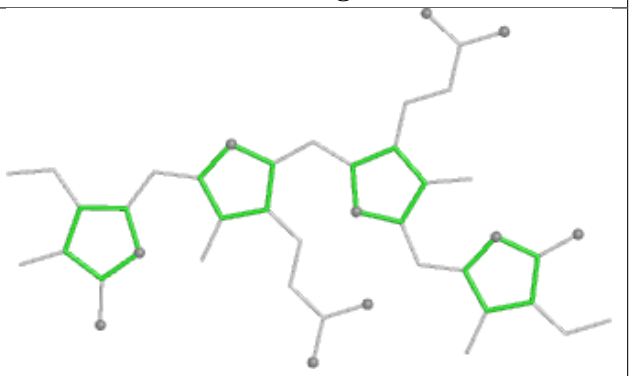

Rings

Ligand LHG eD 101

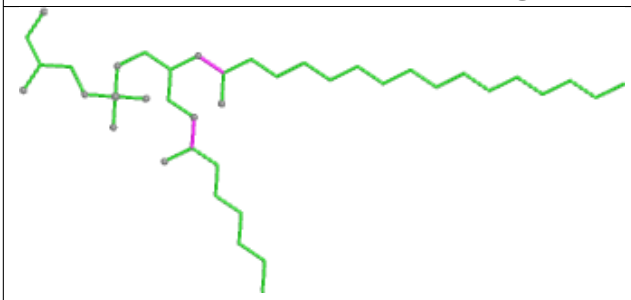

Bond lengths

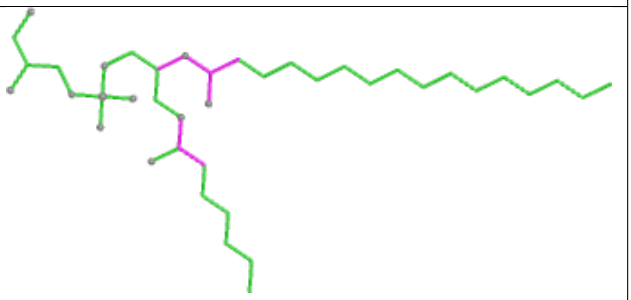

Bond angles

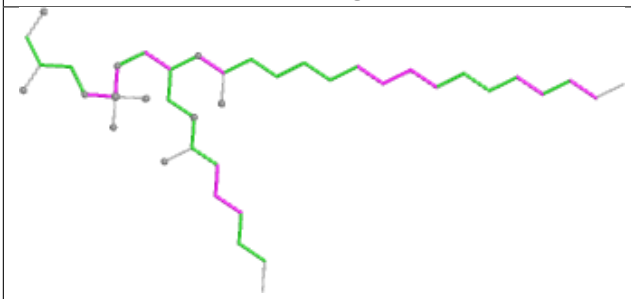

Torsions

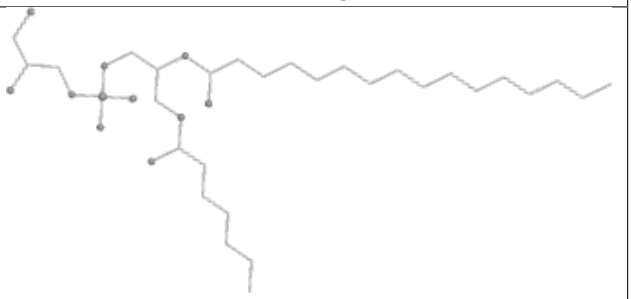

Rings

Ligand CYC h6 201

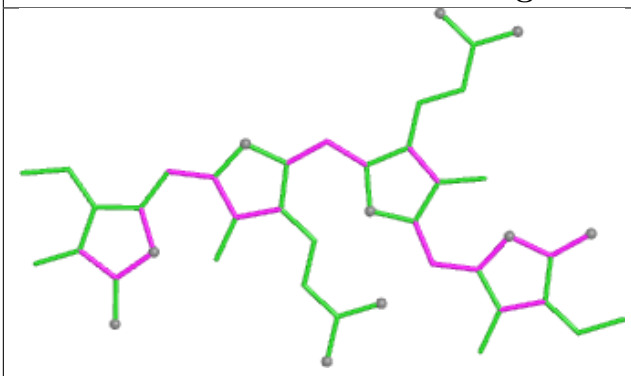

Bond lengths

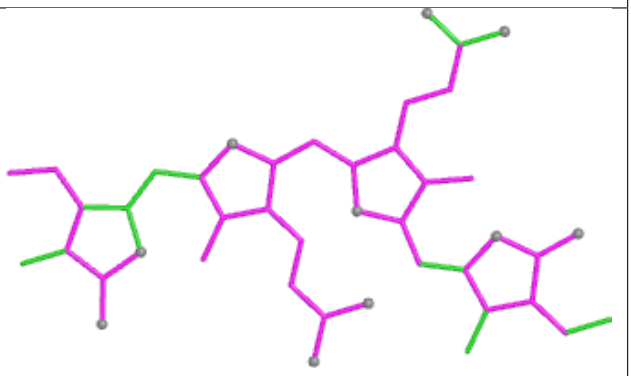

Bond angles

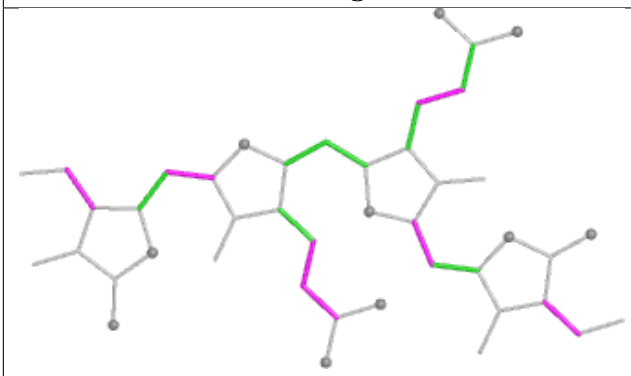

Torsions

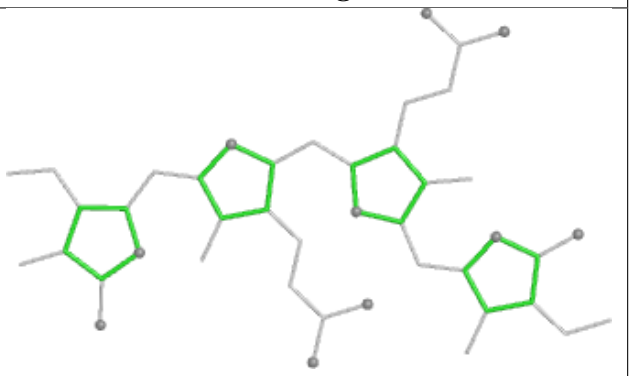

Rings

Ligand CLA c1 506

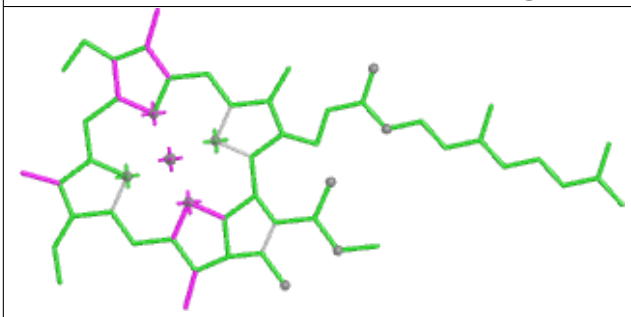

Bond lengths

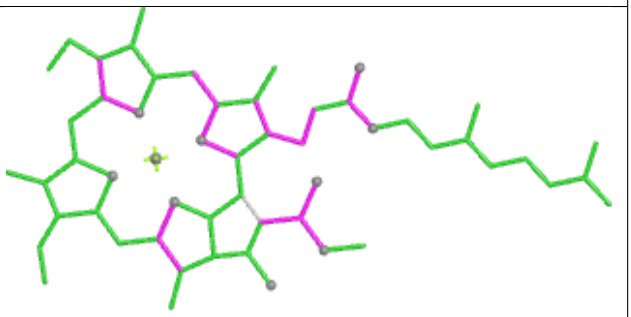

Bond angles

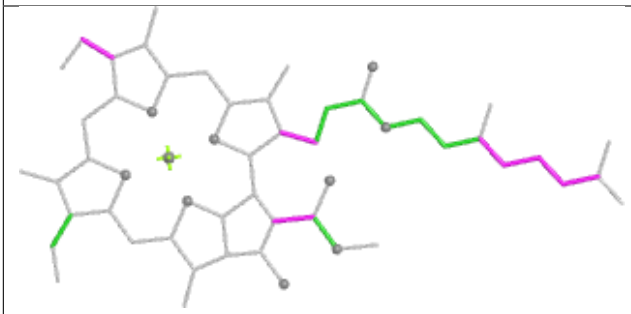

Torsions

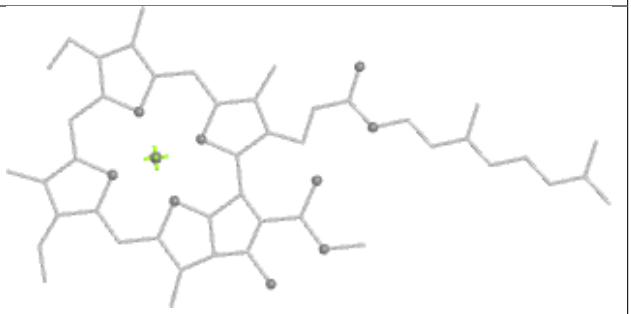

Rings

Ligand CLA b1 604	
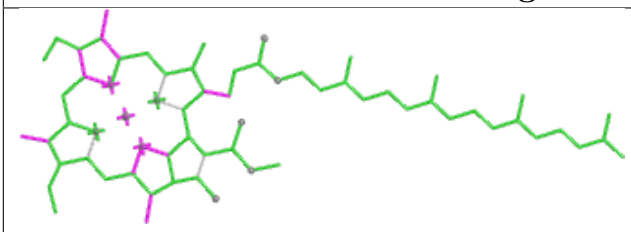	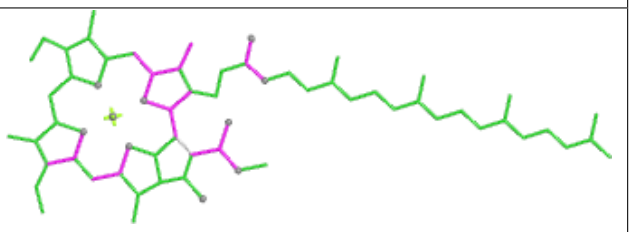
Bond lengths	**Bond angles**
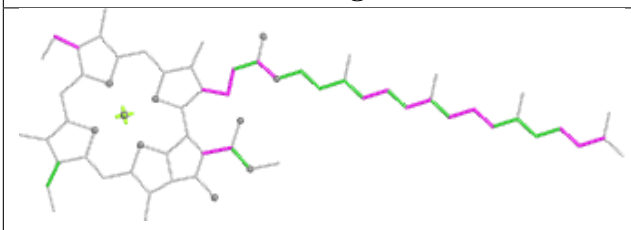	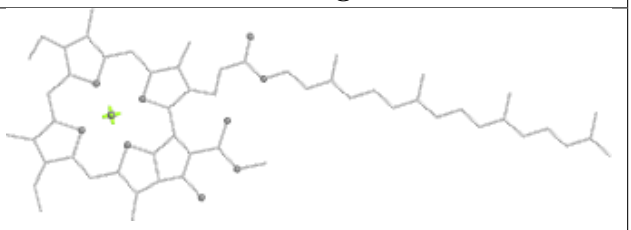
Torsions	**Rings**

Ligand CYC cH 201

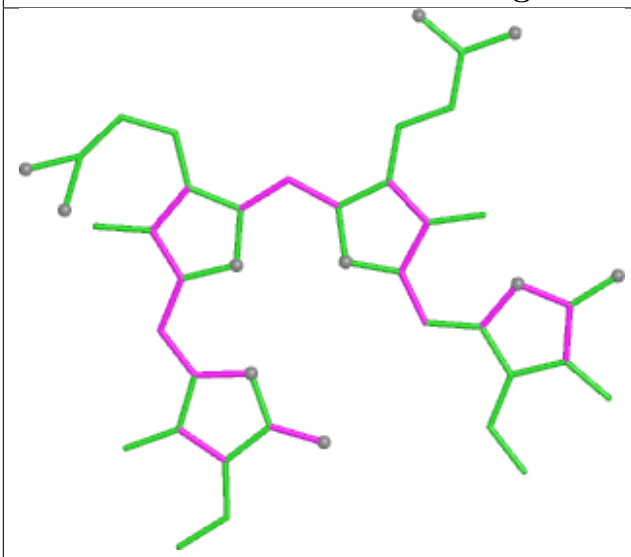

Bond lengths

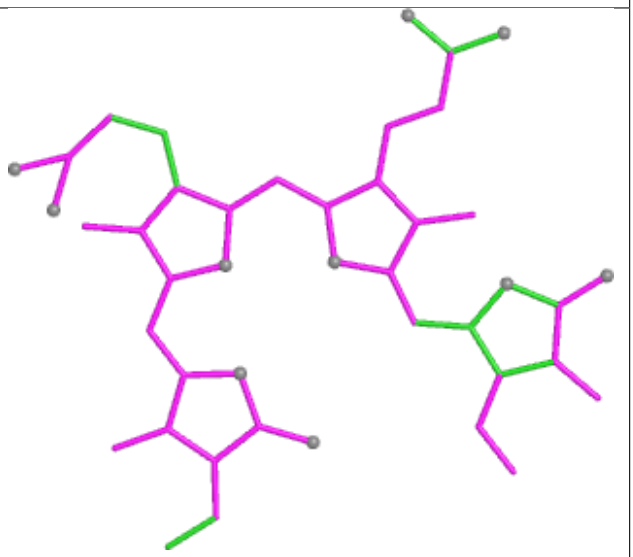

Bond angles

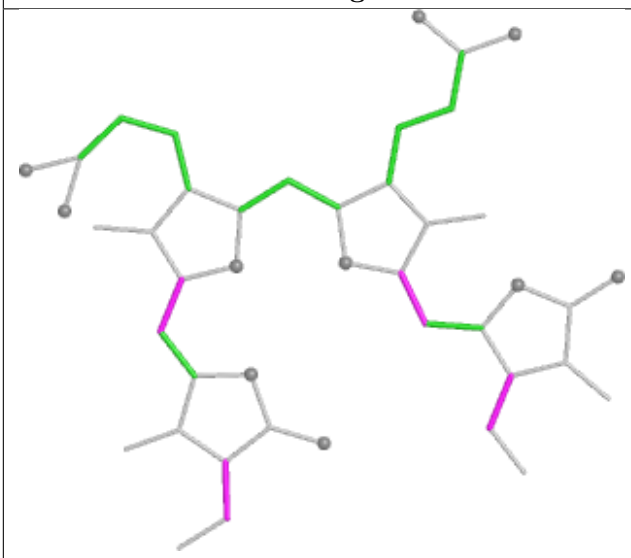

Torsions

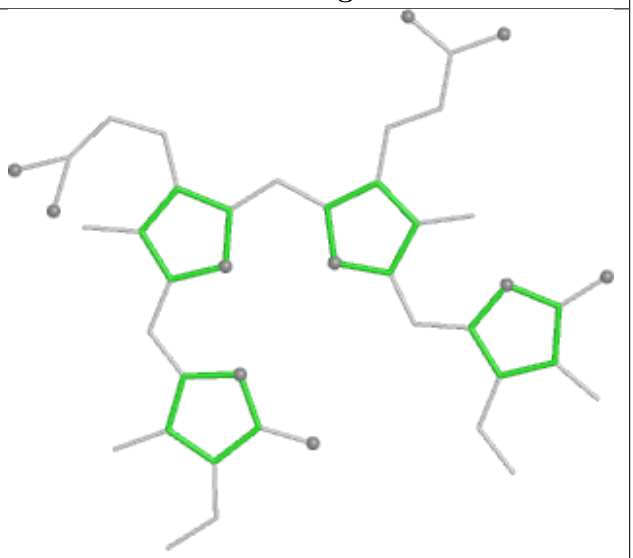

Rings

Ligand LHG D1 409

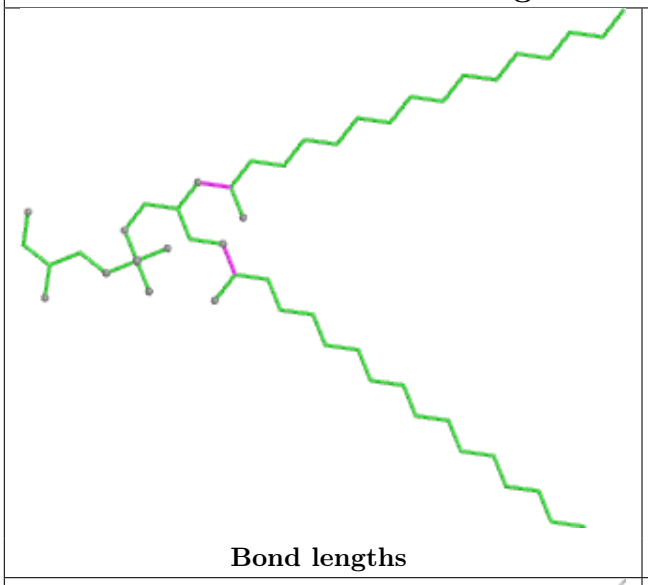

Bond lengths

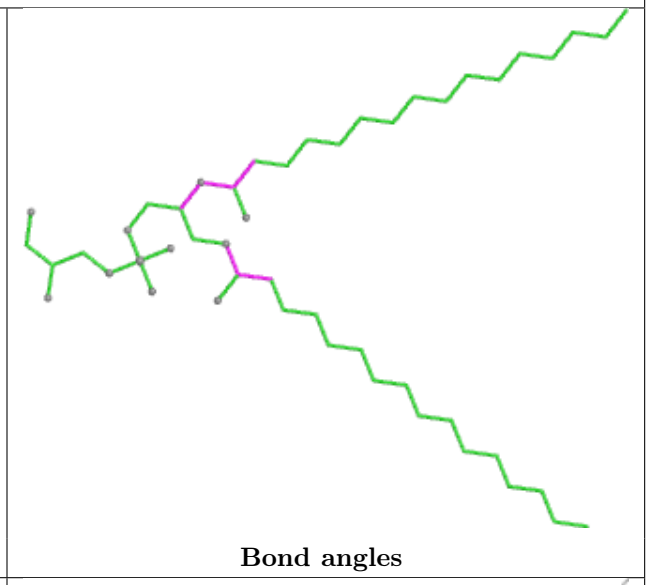

Bond angles

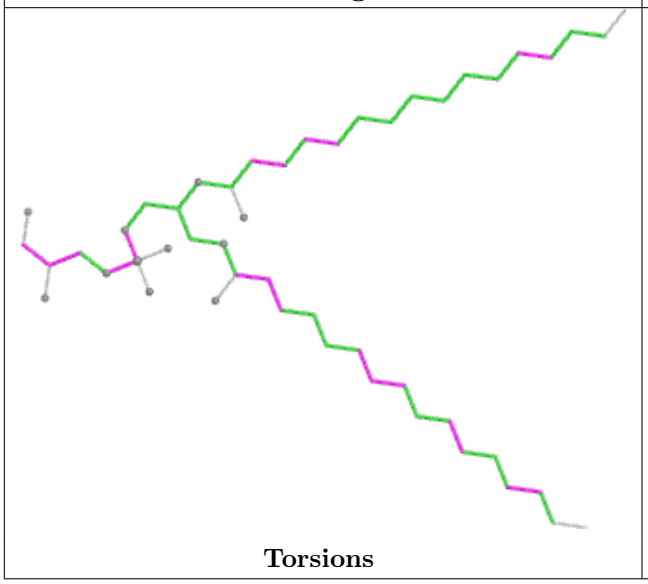

Torsions

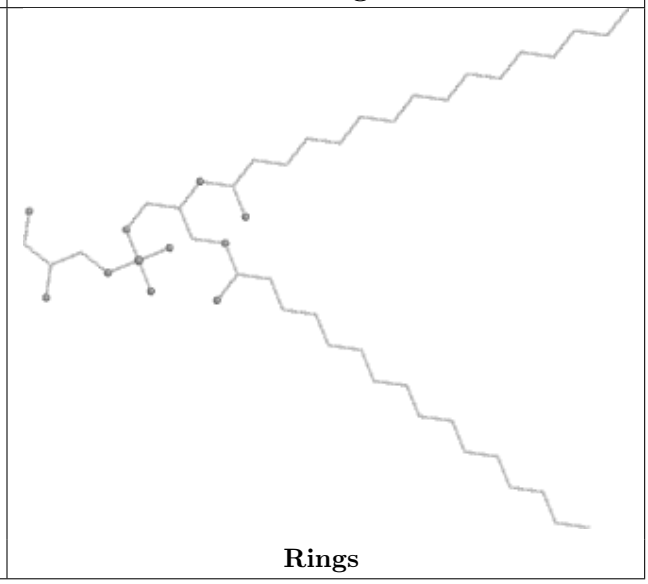

Rings

Ligand CYC lC 201

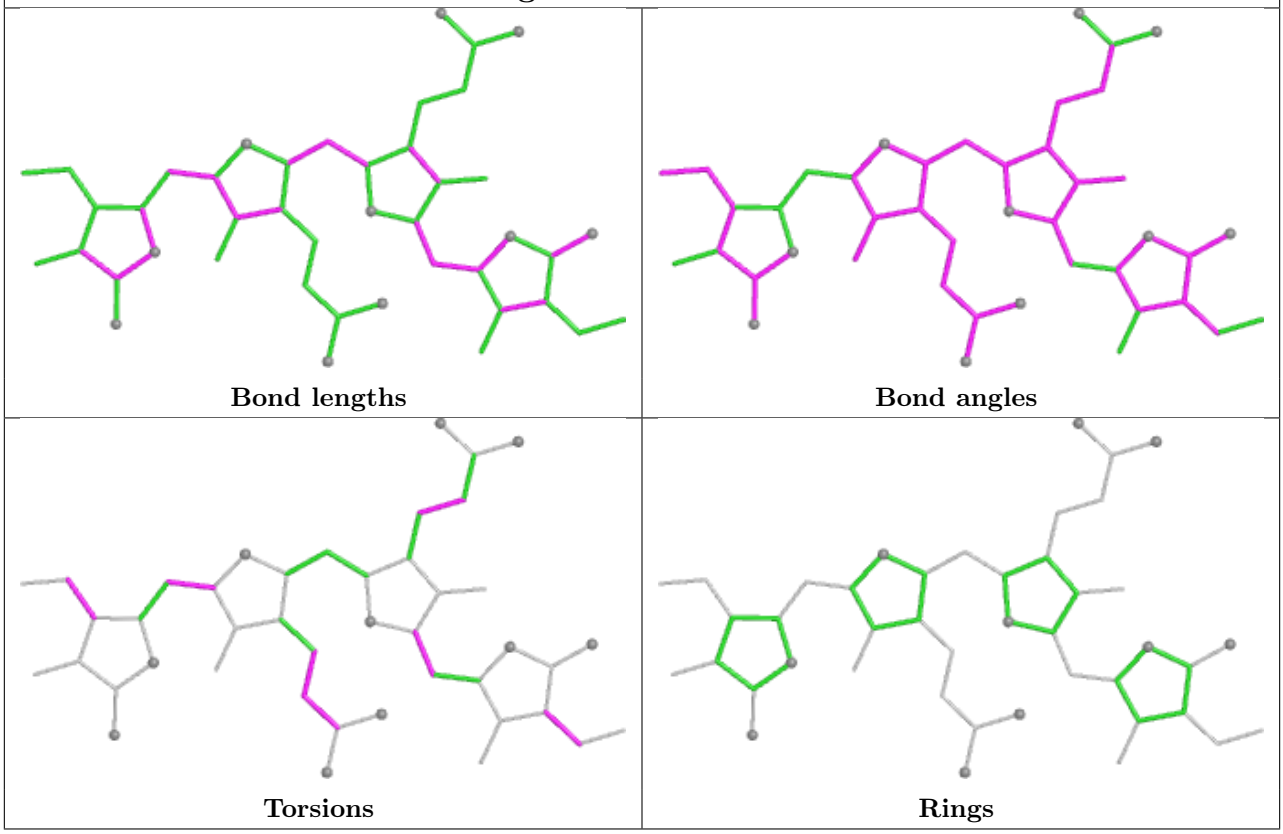

Ligand CYC aK 201

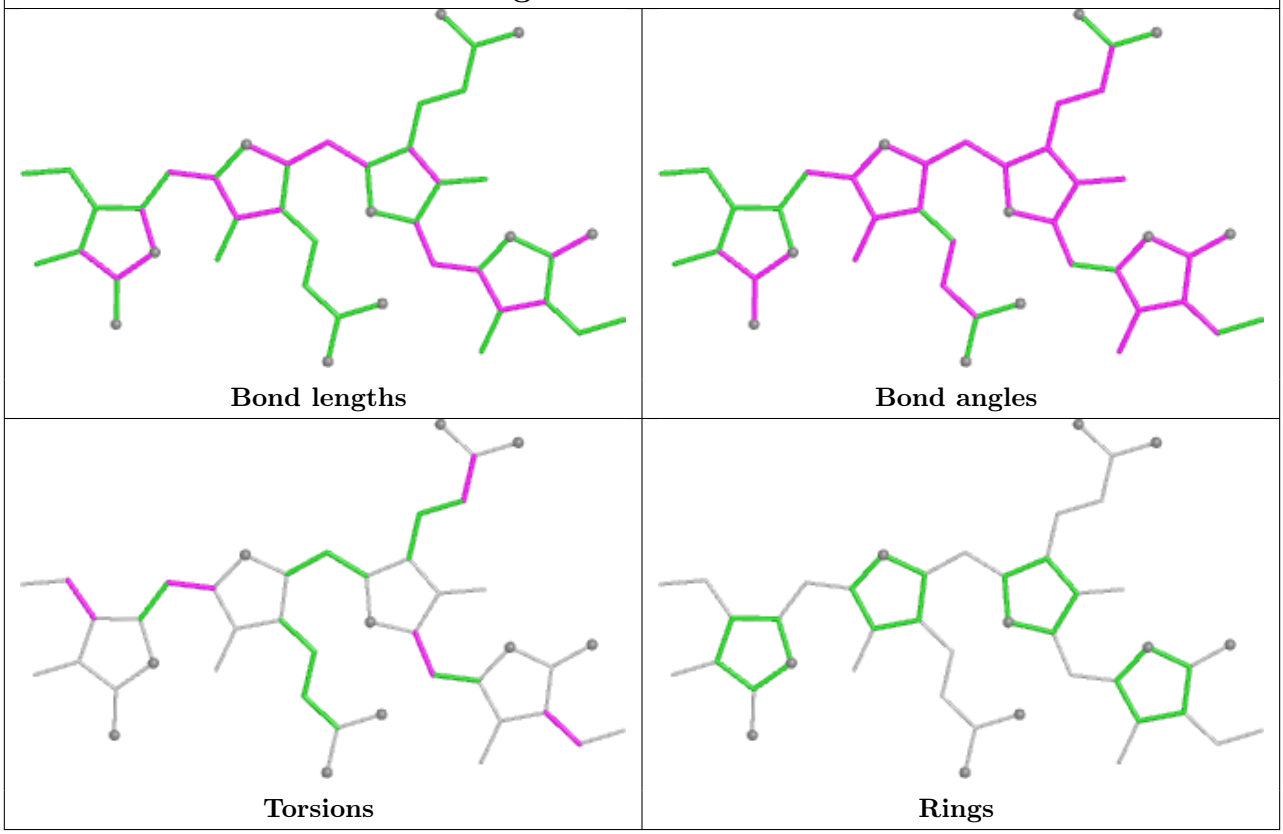

Ligand CYC c2 201

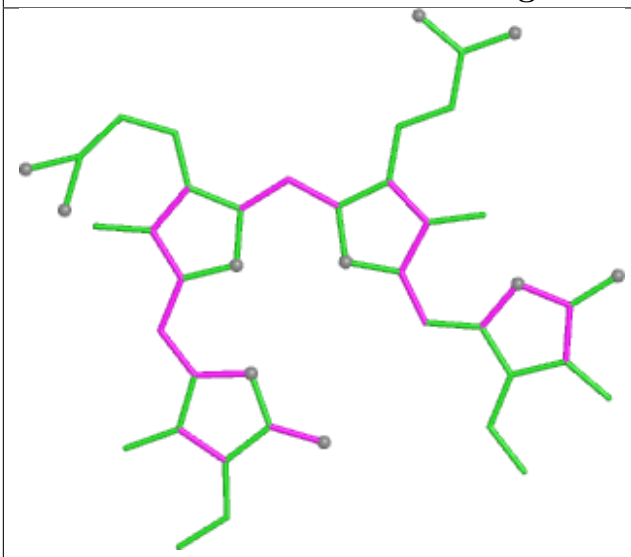

Bond lengths

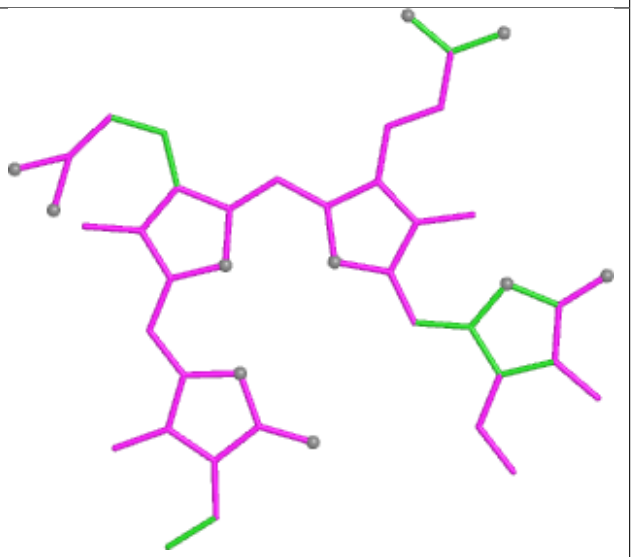

Bond angles

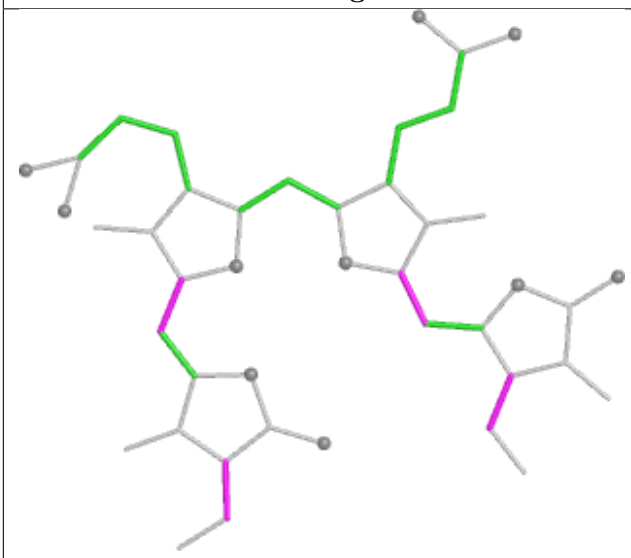

Torsions

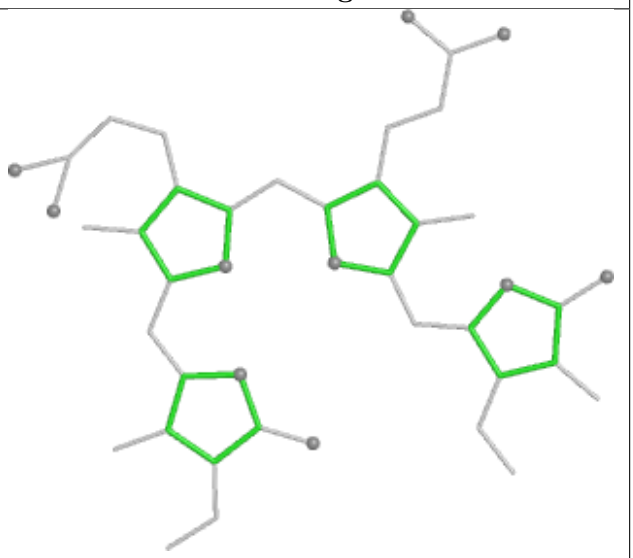

Rings

Ligand CYC dI 201

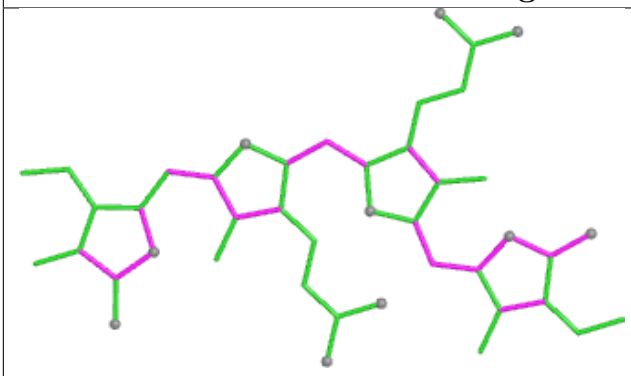

Bond lengths

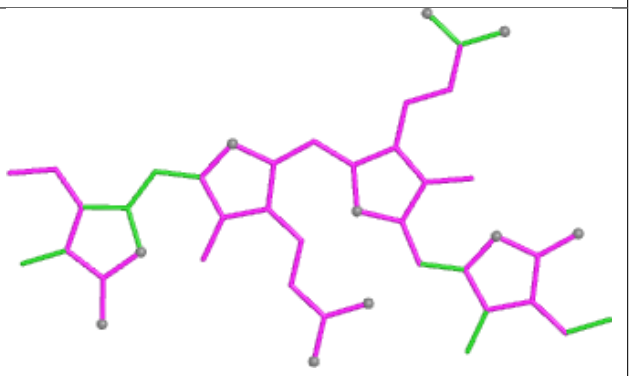

Bond angles

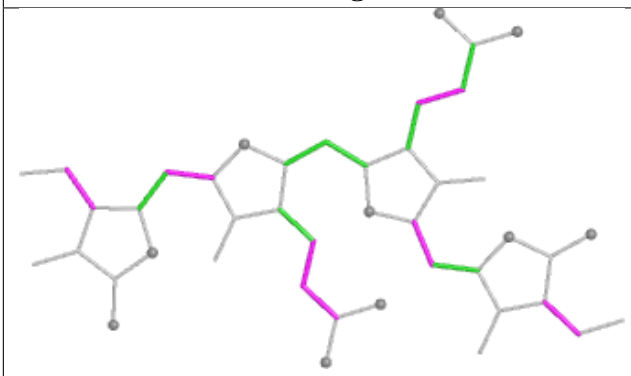

Torsions

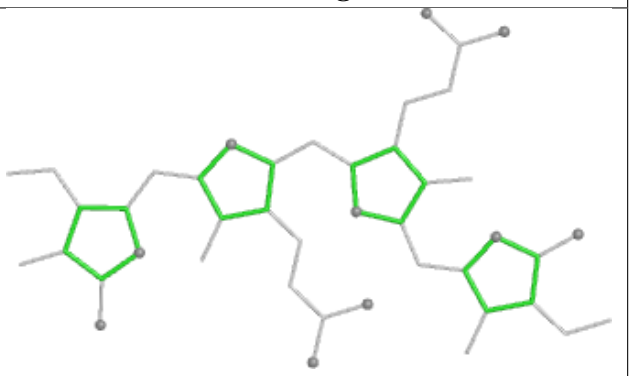

Rings

Ligand CLA C1 504

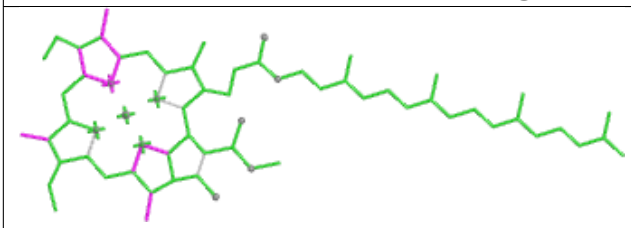

Bond lengths

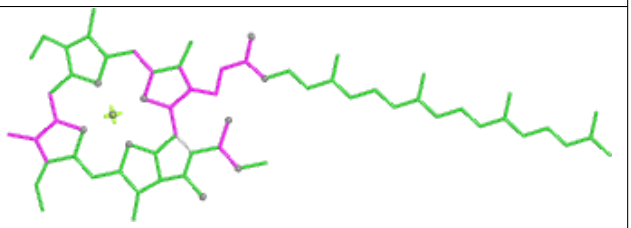

Bond angles

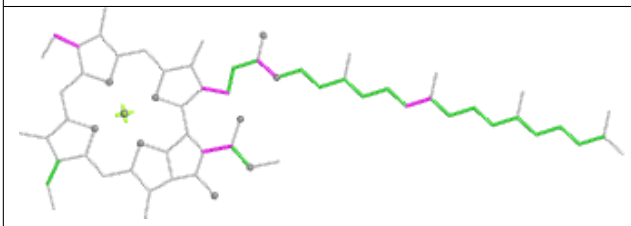

Torsions

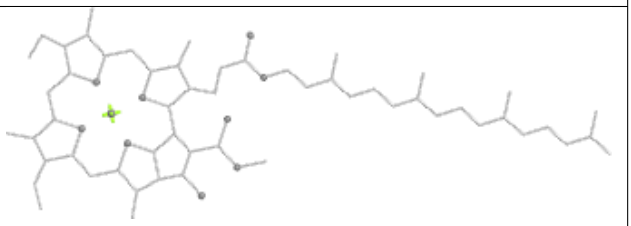

Rings

Ligand CYC j3 202

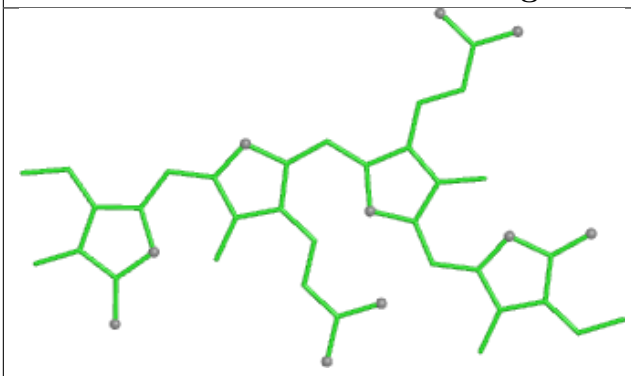

Bond lengths

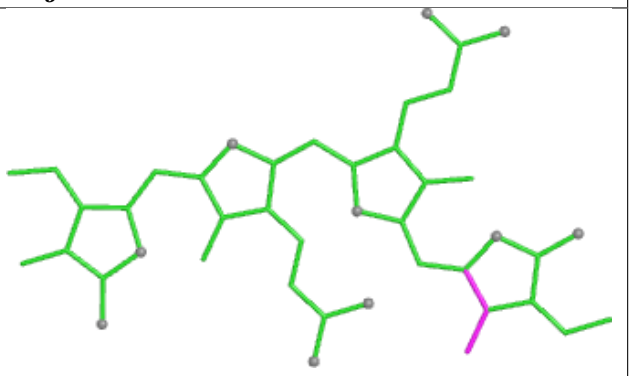

Bond angles

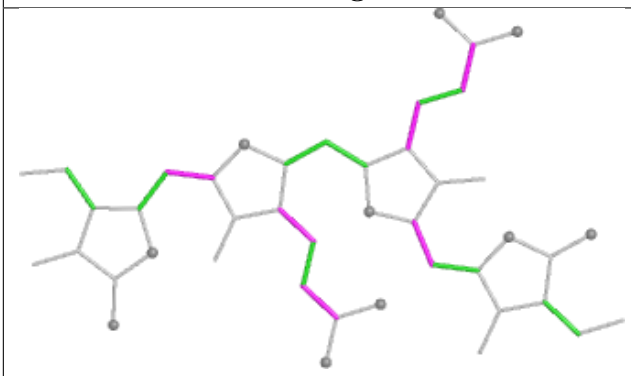

Torsions

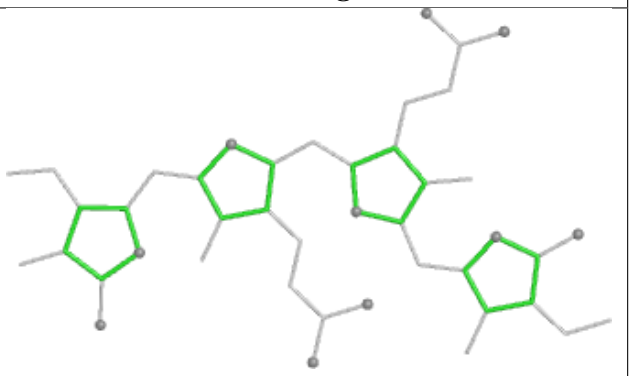

Rings

Ligand CYC YF 201

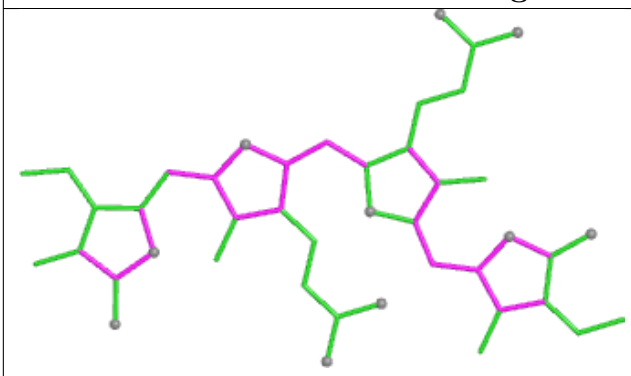

Bond lengths

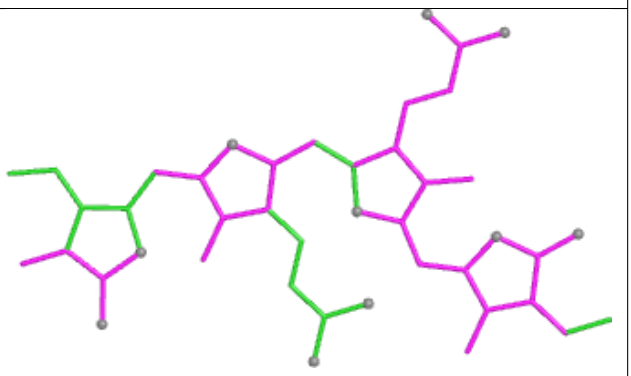

Bond angles

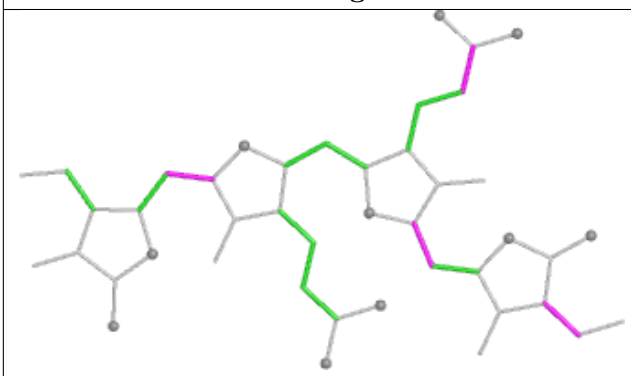

Torsions

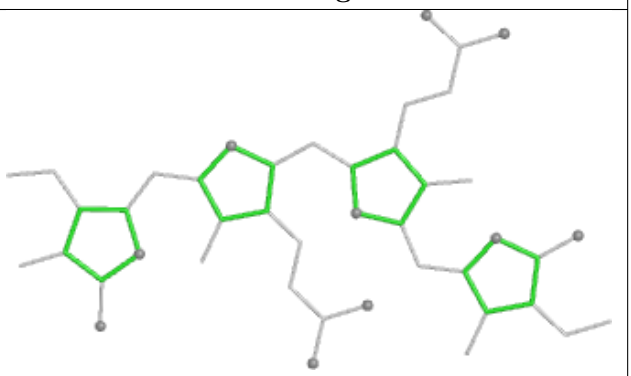

Rings

Ligand CYC t4 1001

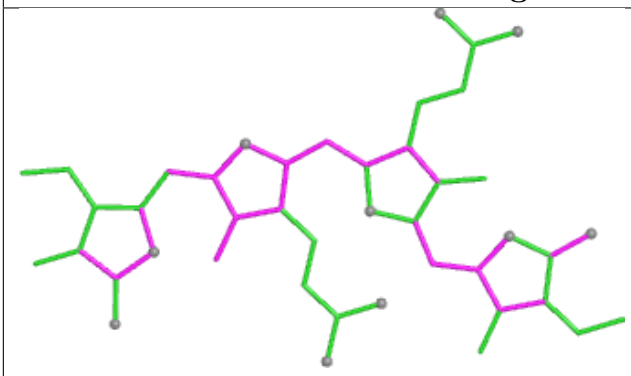

Bond lengths

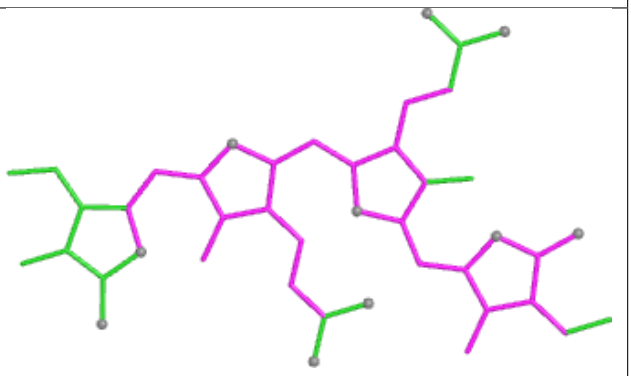

Bond angles

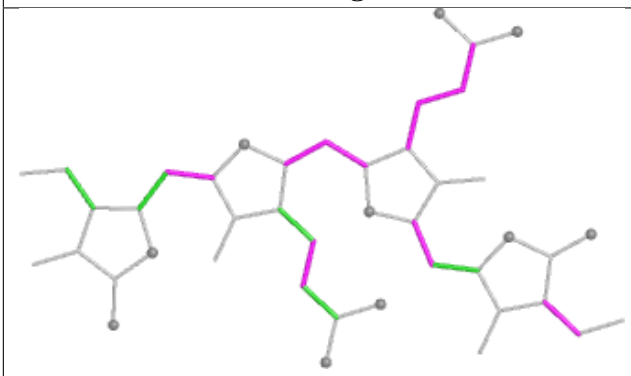

Torsions

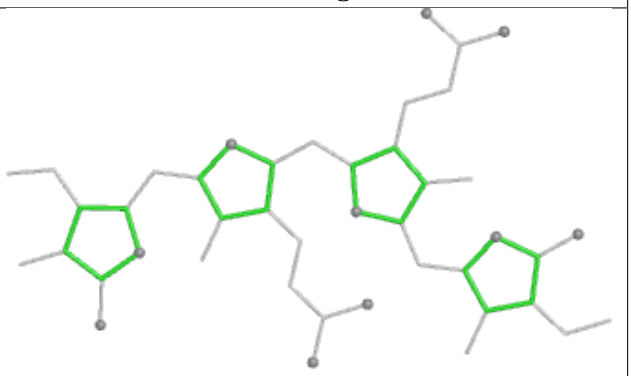

Rings

Ligand CYC k6 201

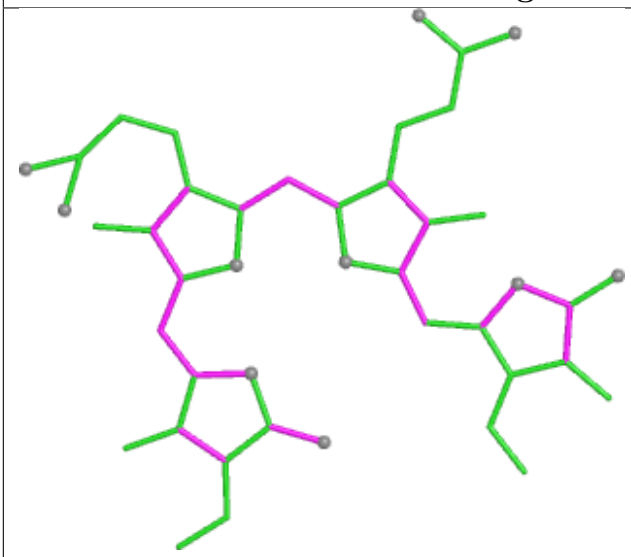

Bond lengths

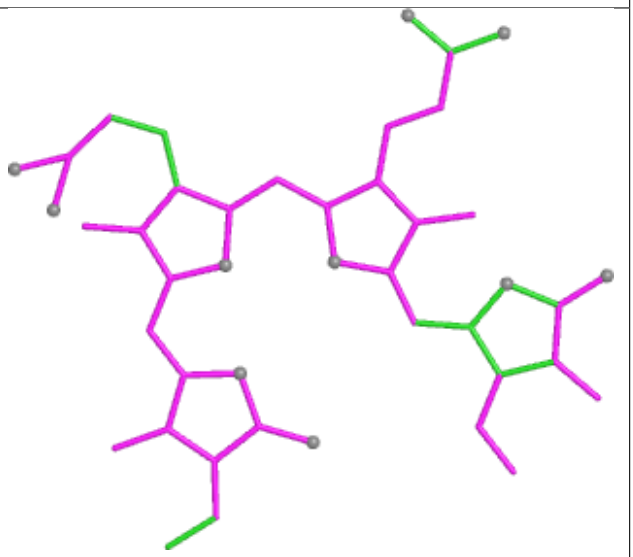

Bond angles

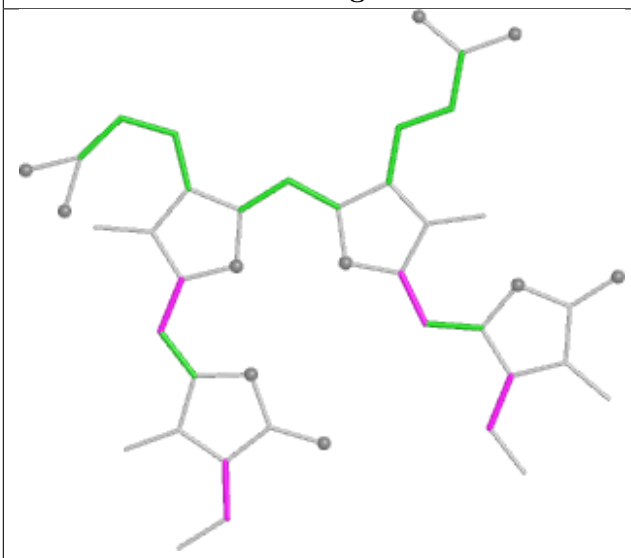

Torsions

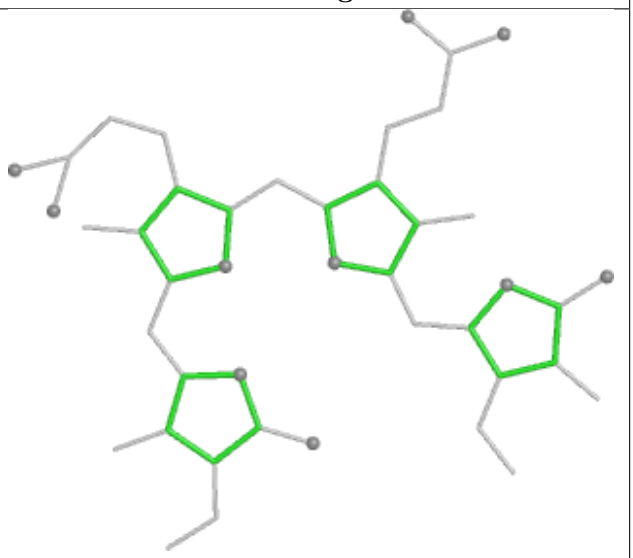

Rings

Ligand CLA DD 406

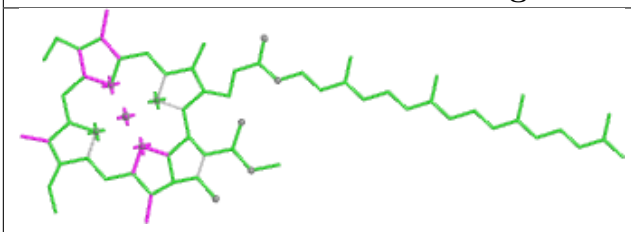

Bond lengths

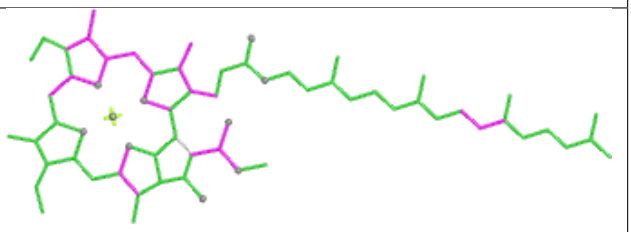

Bond angles

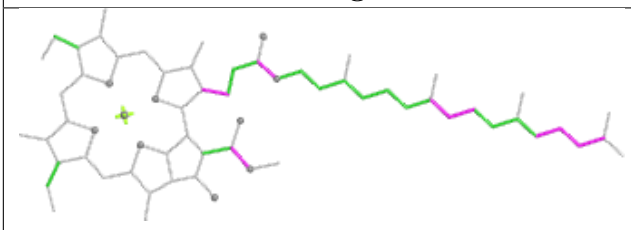

Torsions

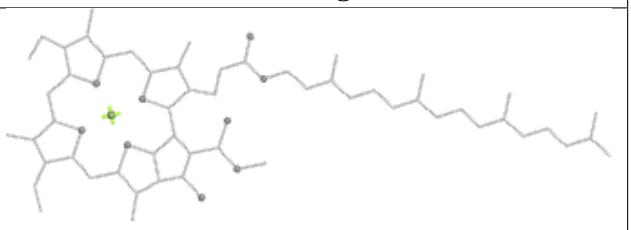

Rings

Ligand CLA c1 509

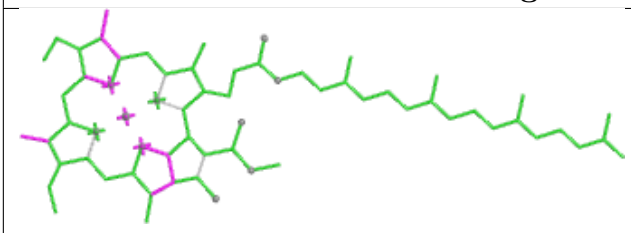

Bond lengths

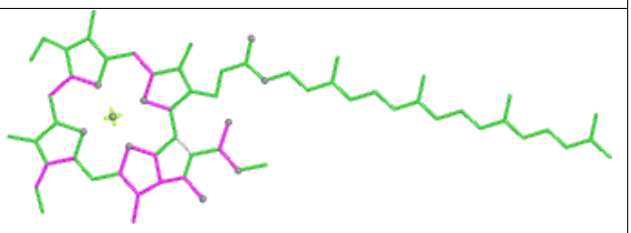

Bond angles

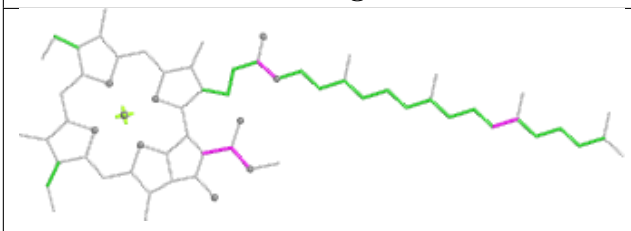

Torsions

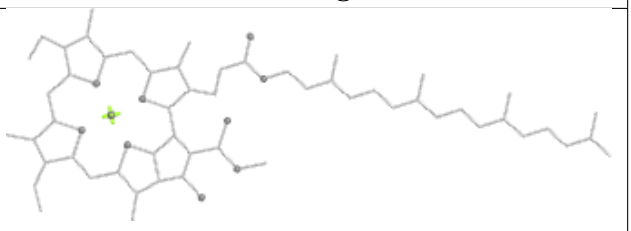

Rings

Ligand LMG aD 407

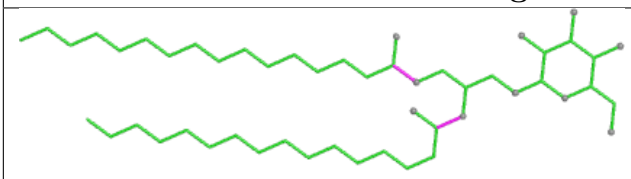

Bond lengths

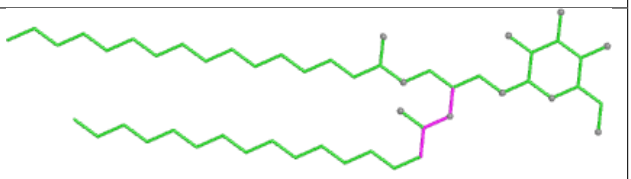

Bond angles



Torsions

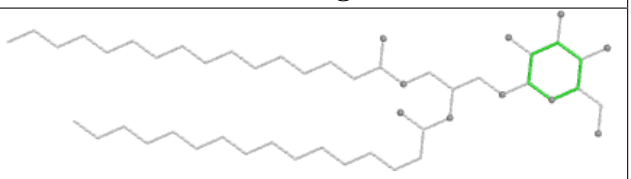

Rings

Ligand DGD c1 517

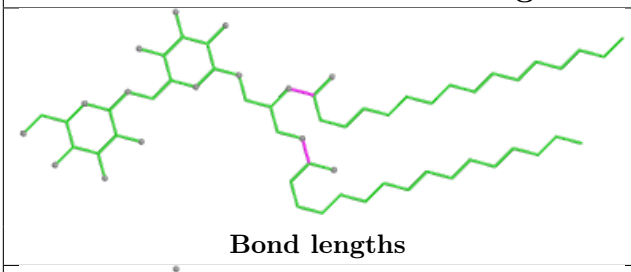

Bond lengths

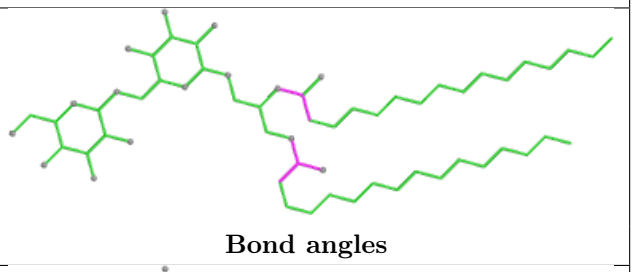

Bond angles

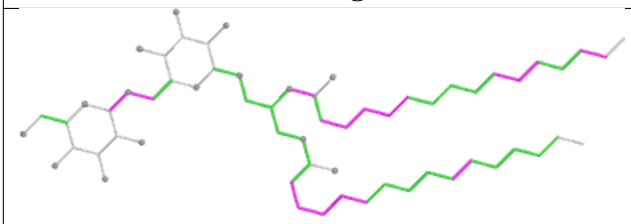

Torsions

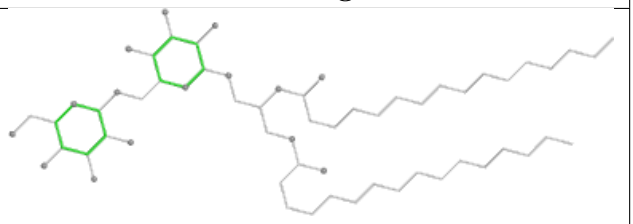

Rings

Ligand CLA aD 405

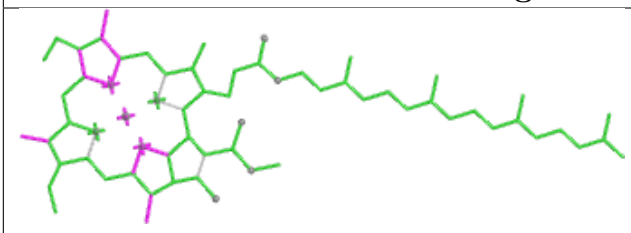

Bond lengths

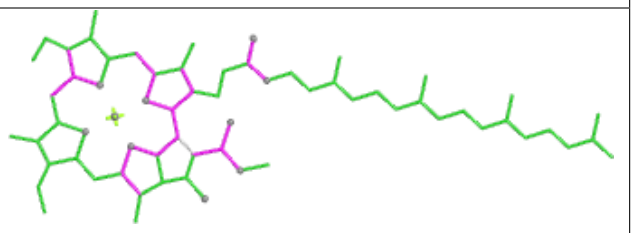

Bond angles

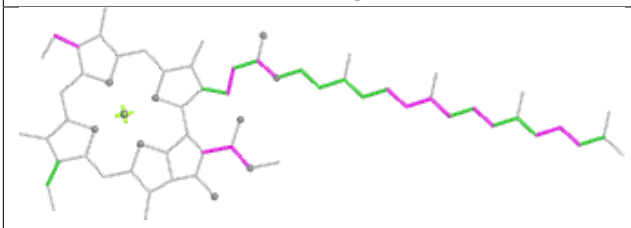

Torsions

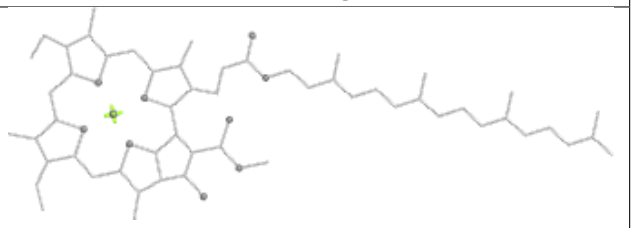

Rings

Ligand CYC VL 201

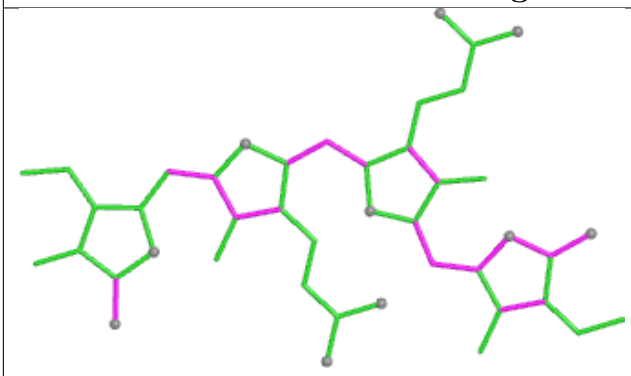

Bond lengths

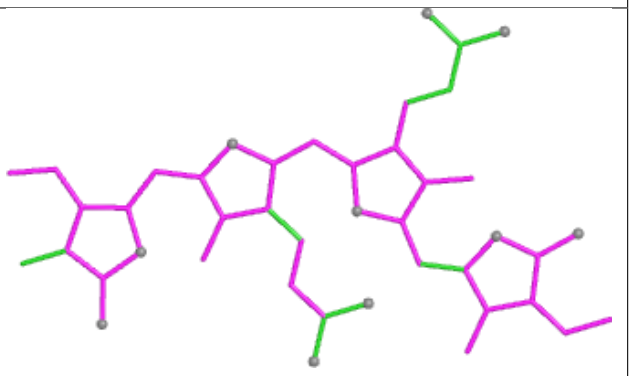

Bond angles

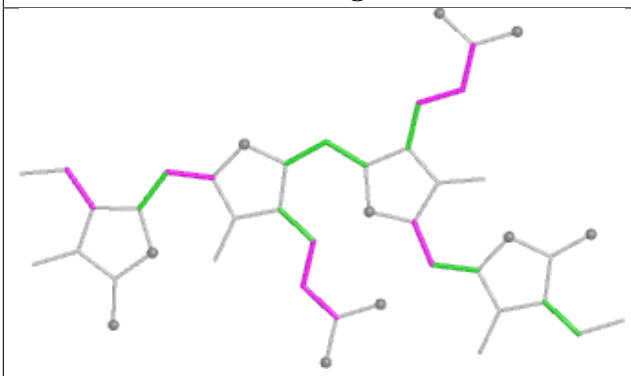

Torsions

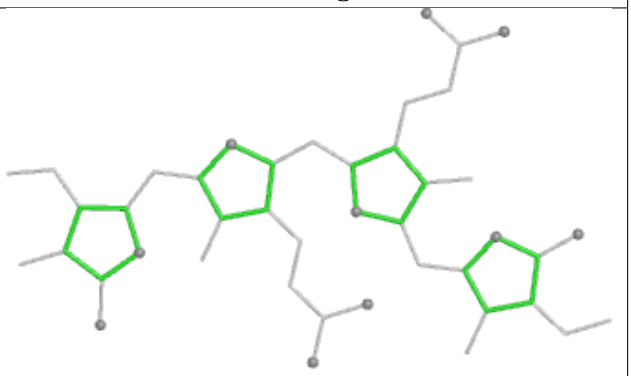

Rings

Ligand CLA xE 101

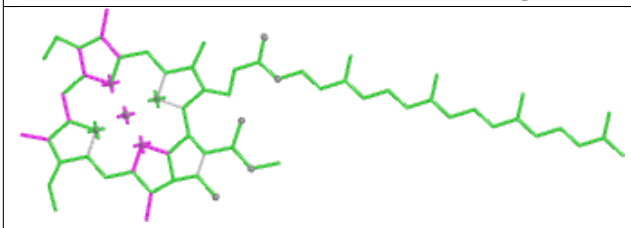

Bond lengths

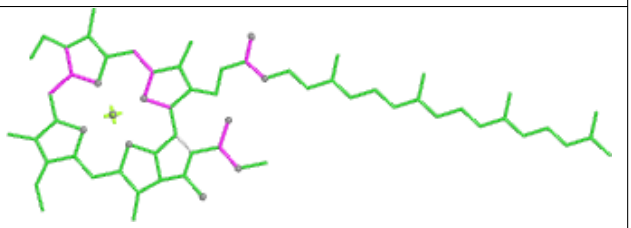

Bond angles

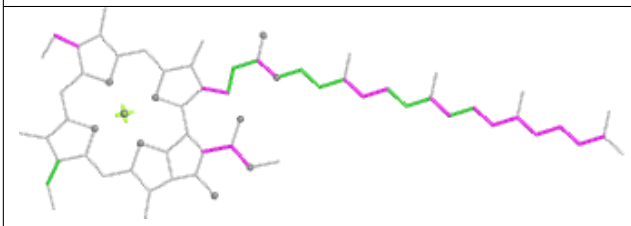

Torsions

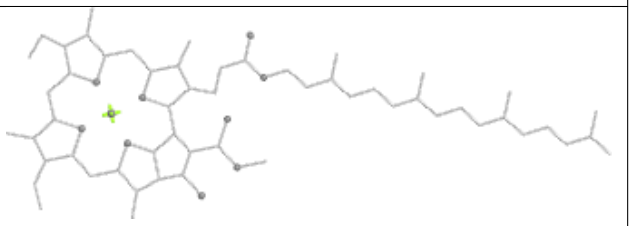

Rings

Ligand CLA c1 502

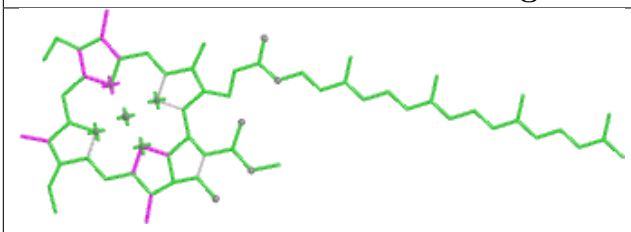

Bond lengths

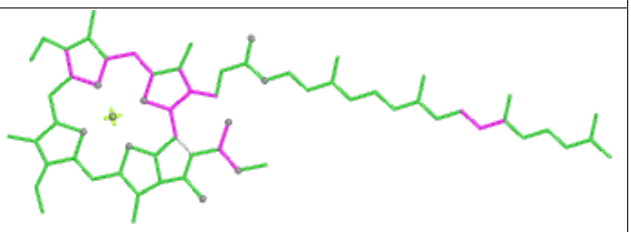

Bond angles

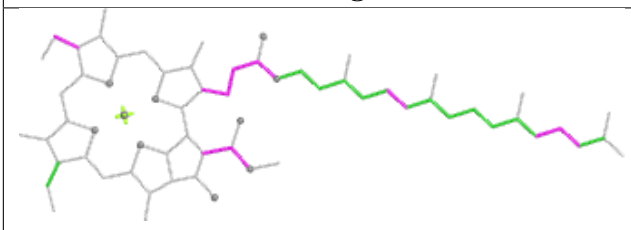

Torsions

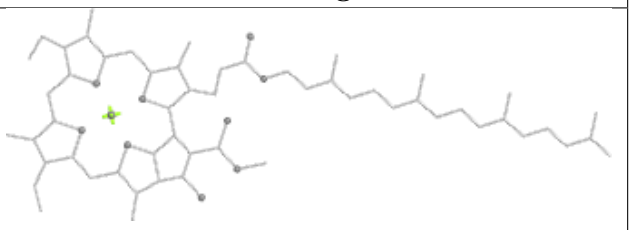

Rings

Ligand LMT AE 409



Bond lengths



Bond angles



Torsions

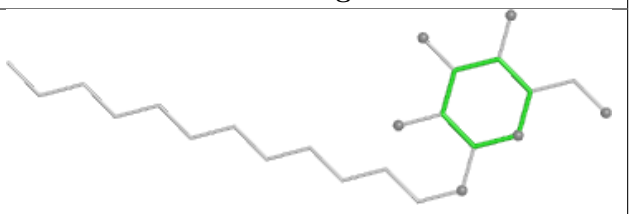

Rings

Ligand CLA a1 407

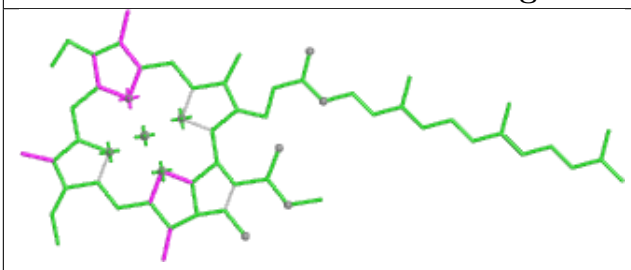

Bond lengths

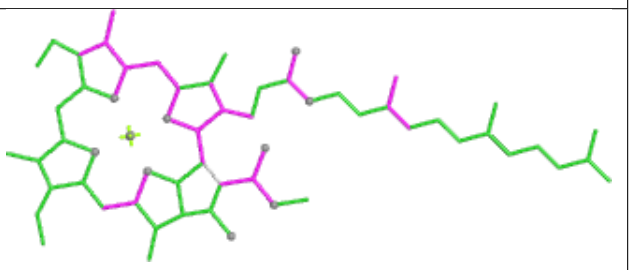

Bond angles

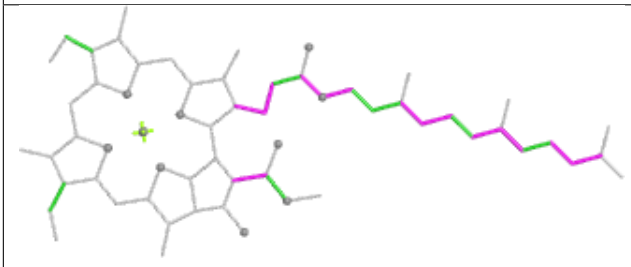

Torsions

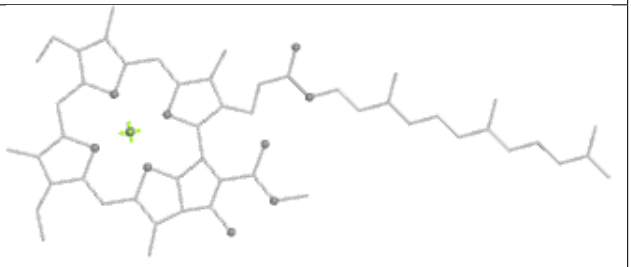

Rings

Ligand CLA CE 509

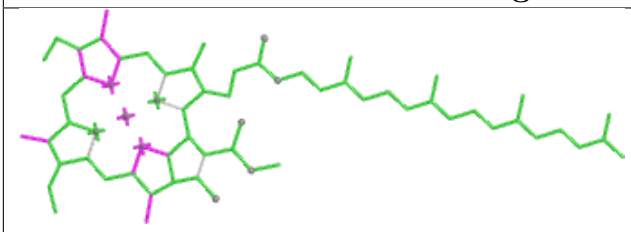

Bond lengths

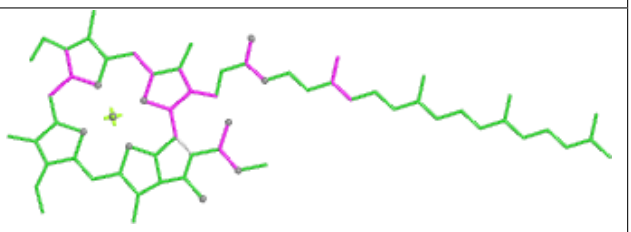

Bond angles

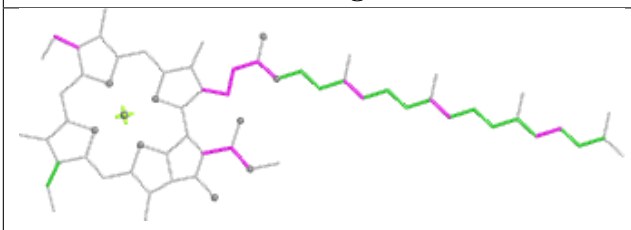

Torsions

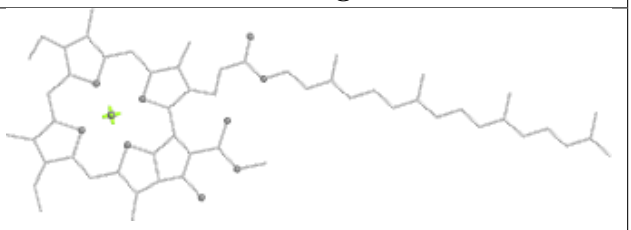

Rings

Ligand CLA cD 513

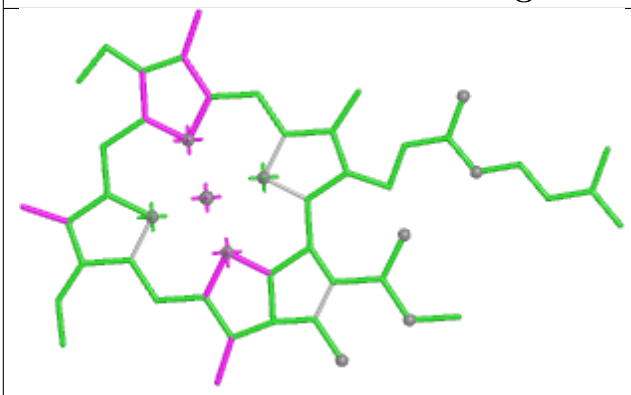

Bond lengths

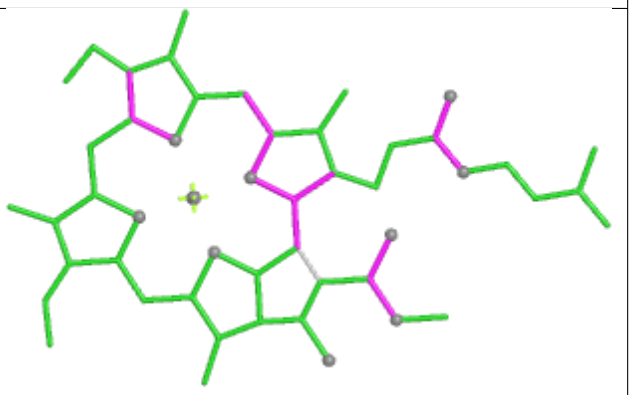

Bond angles

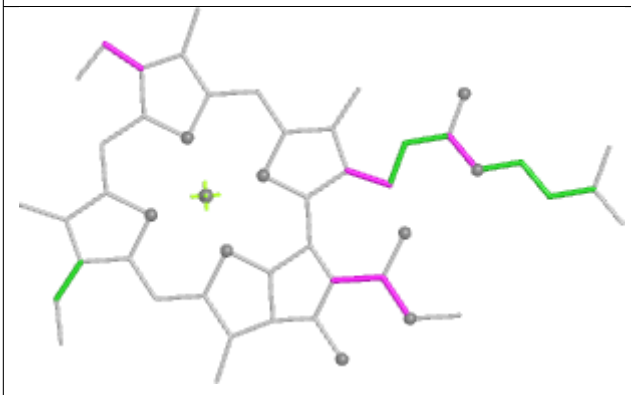

Torsions

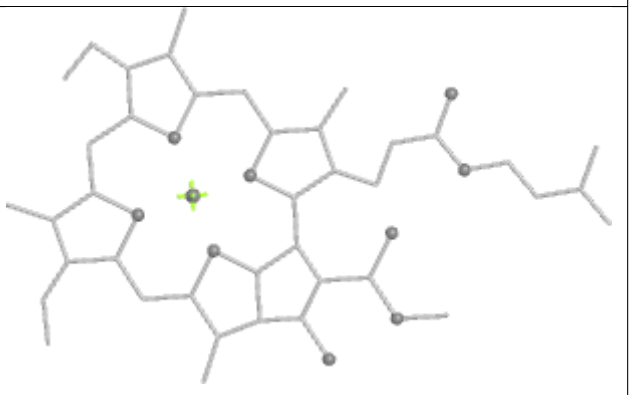

Rings

Ligand PHO DE 403

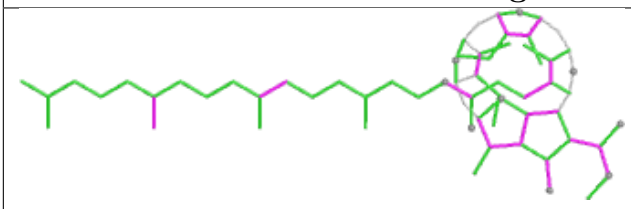

Bond lengths

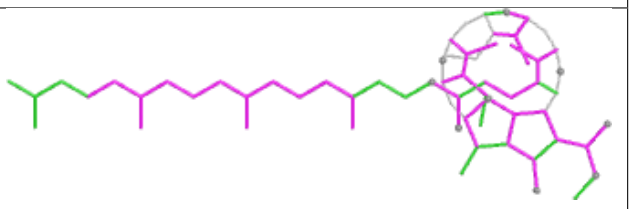

Bond angles



Torsions

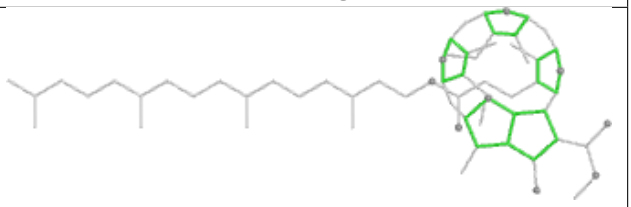

Rings

Ligand CLA bD 605

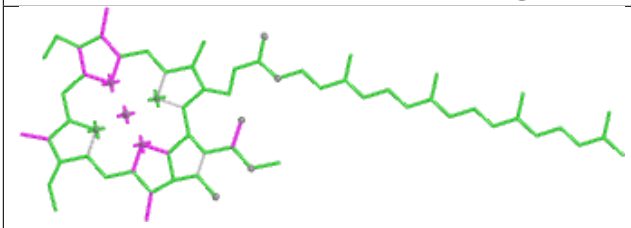

Bond lengths

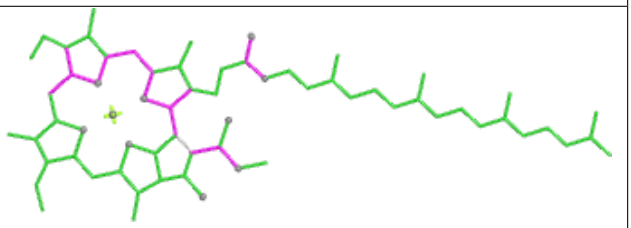

Bond angles

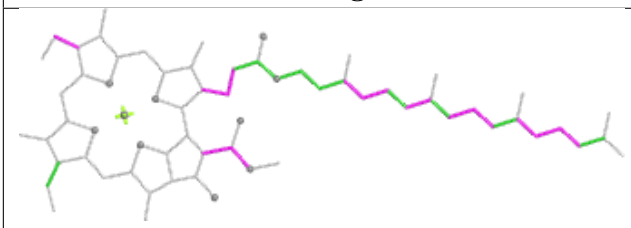

Torsions

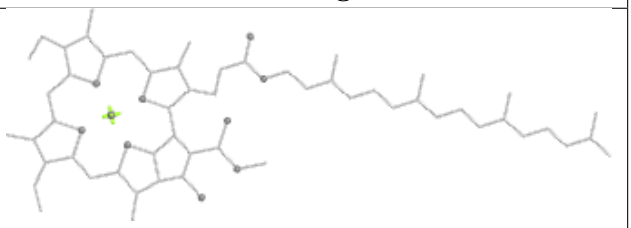

Rings

Ligand CYC j2 201

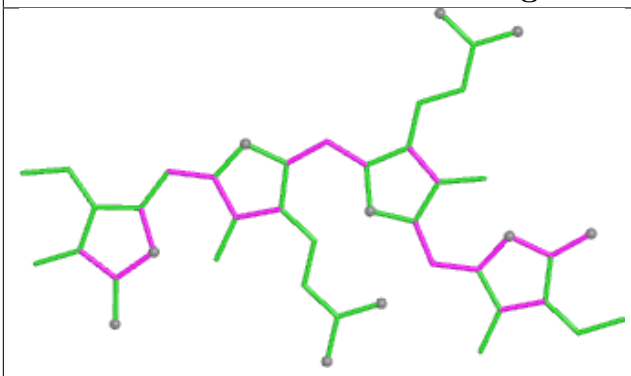

Bond lengths

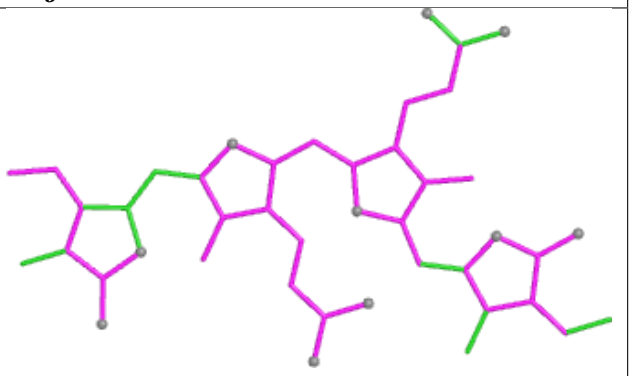

Bond angles

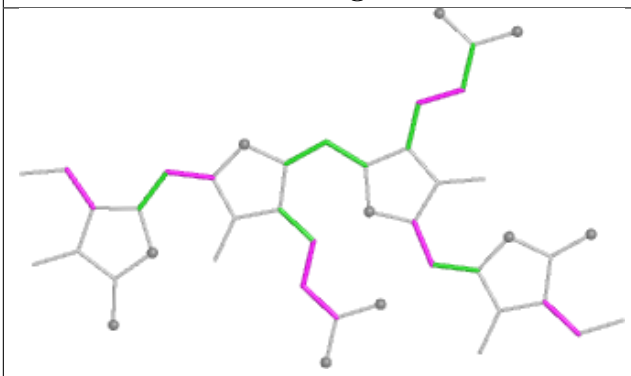

Torsions

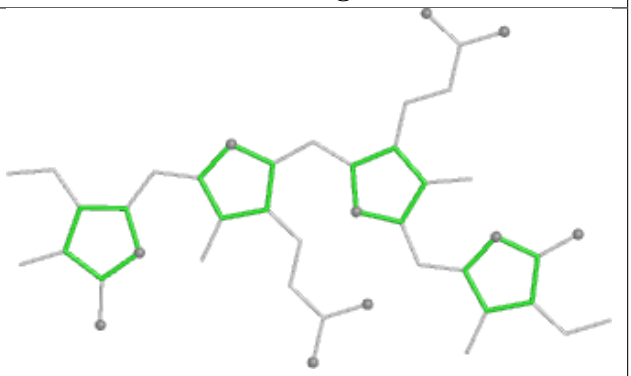

Rings

Ligand BCR cD 515



Bond lengths

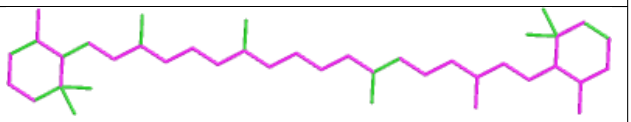

Bond angles

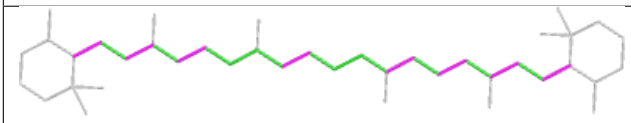

Torsions

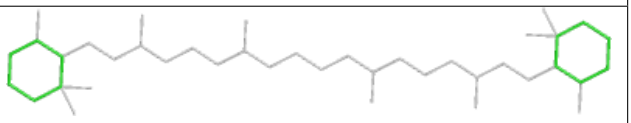

Rings

Ligand LMG bE 619

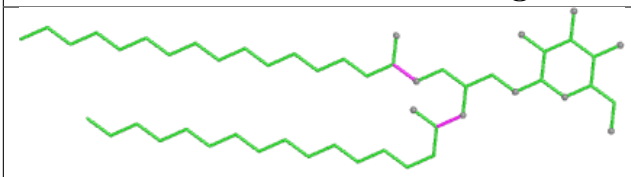

Bond lengths

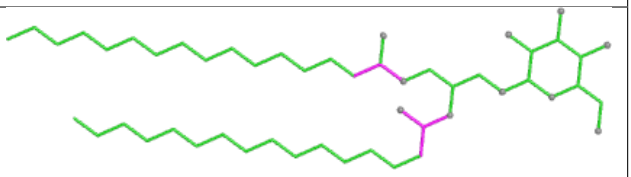

Bond angles

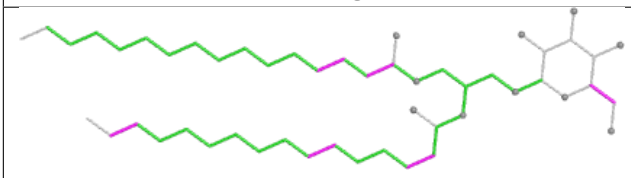

Torsions

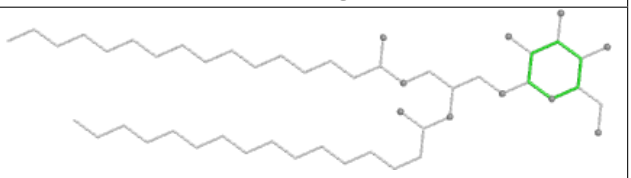

Rings

Ligand CYC d6 201

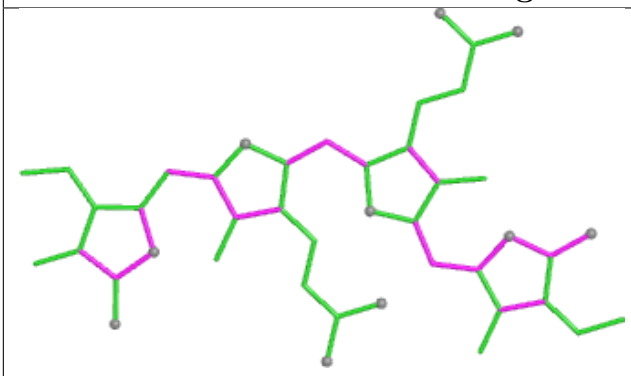

Bond lengths

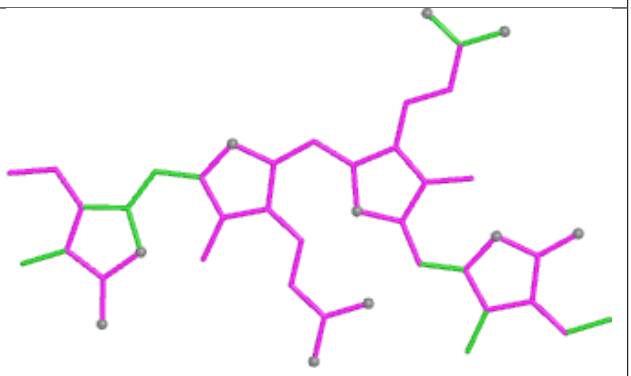

Bond angles

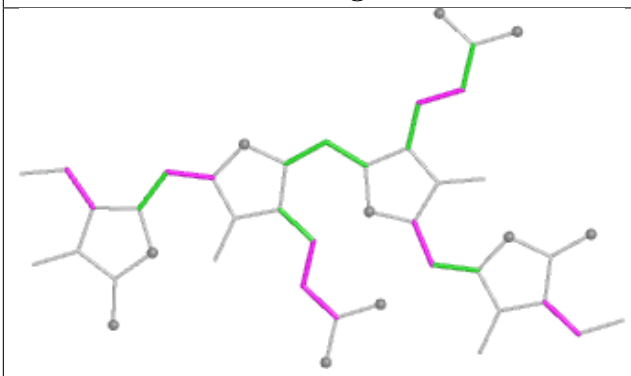

Torsions

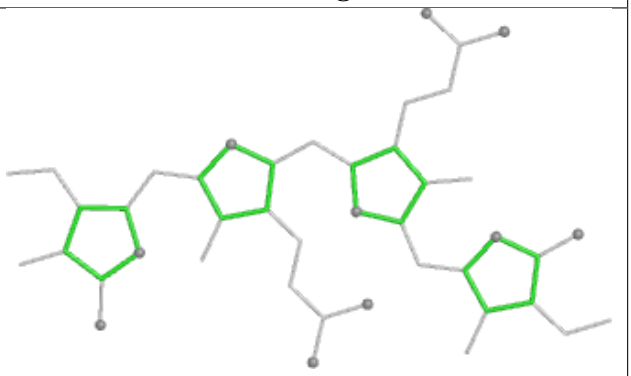

Rings

Ligand BCR bD 616



Bond lengths

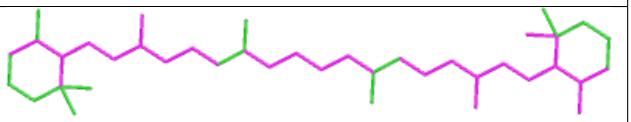

Bond angles

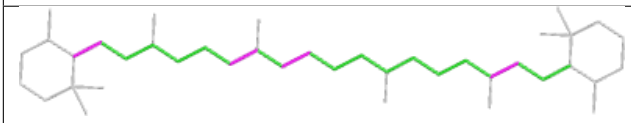

Torsions

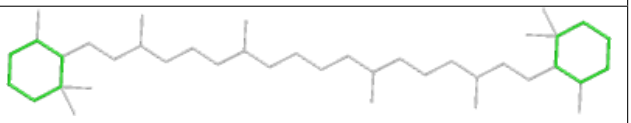

Rings

Ligand BCR dD 407



Bond lengths

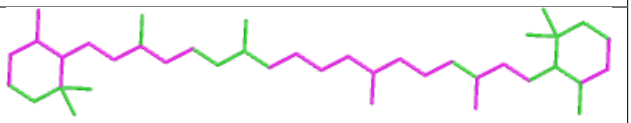

Bond angles

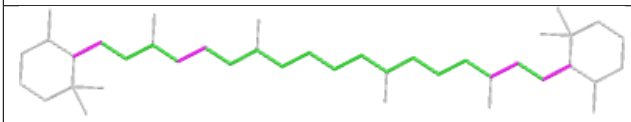

Torsions

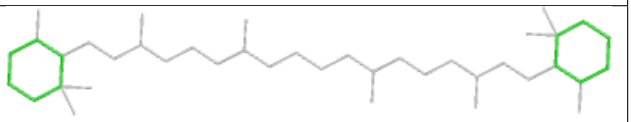

Rings

Ligand LHG BD 620

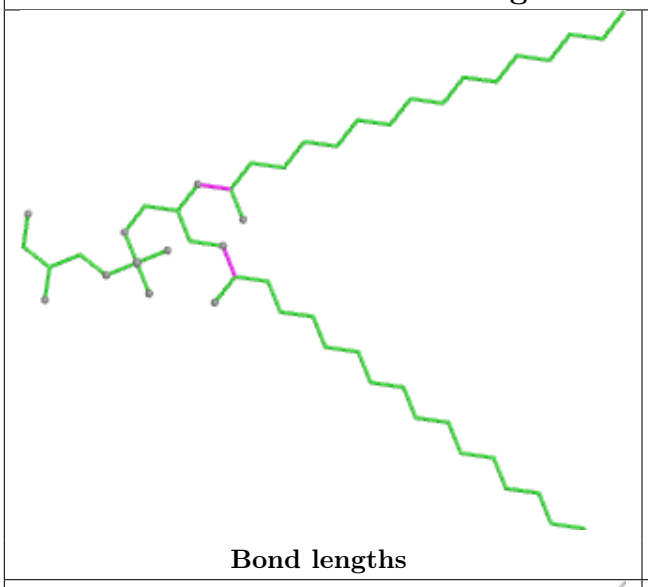

Bond lengths

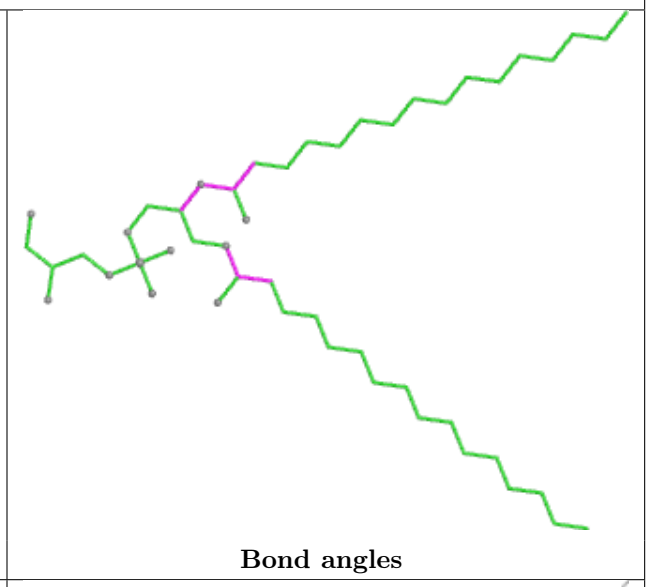

Bond angles

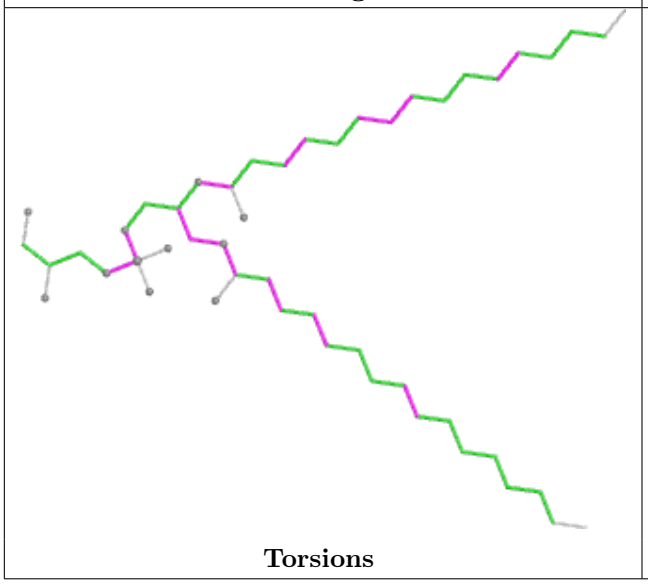

Torsions

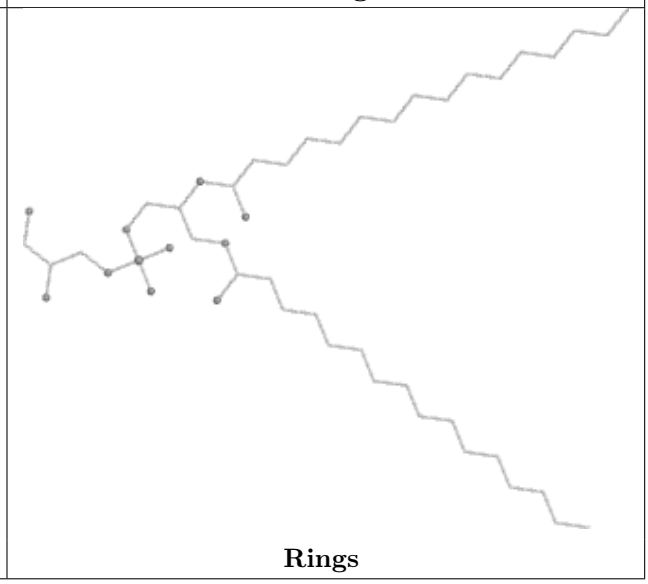

Rings

Ligand CYC gC 301

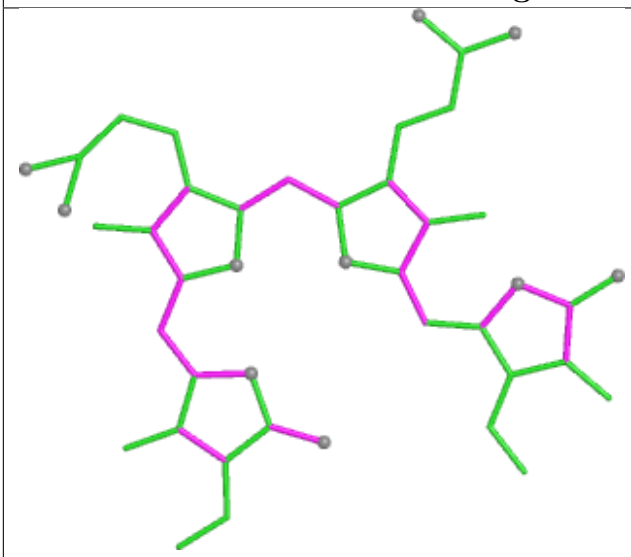

Bond lengths

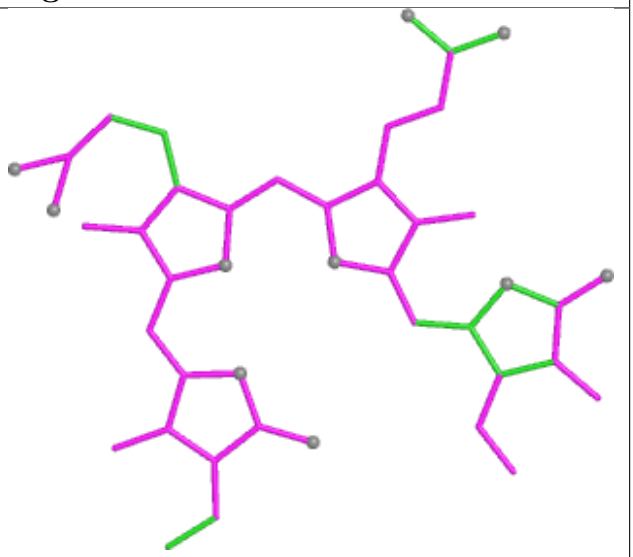

Bond angles

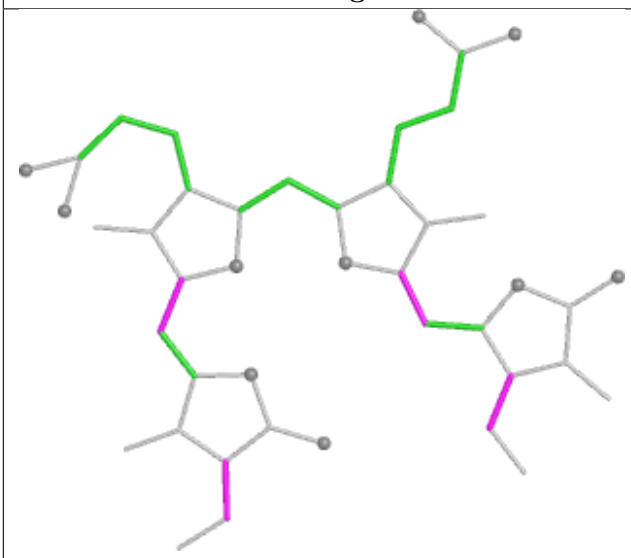

Torsions

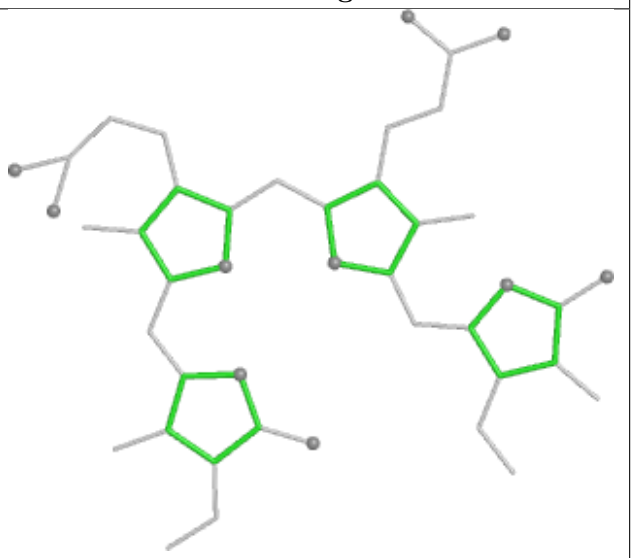

Rings

Ligand CYC e3 201

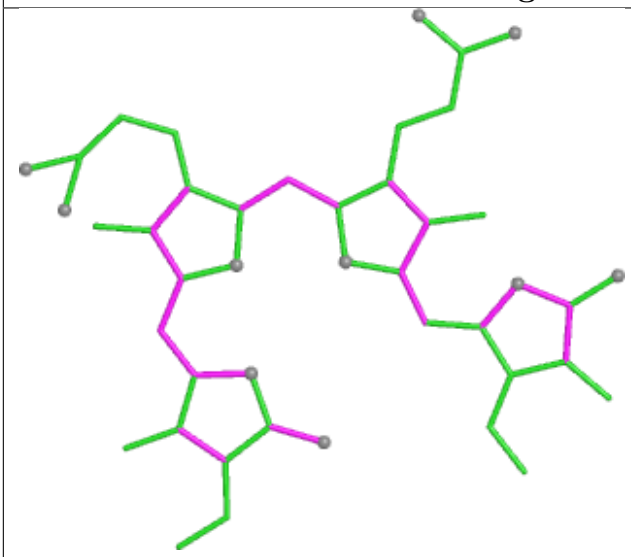

Bond lengths

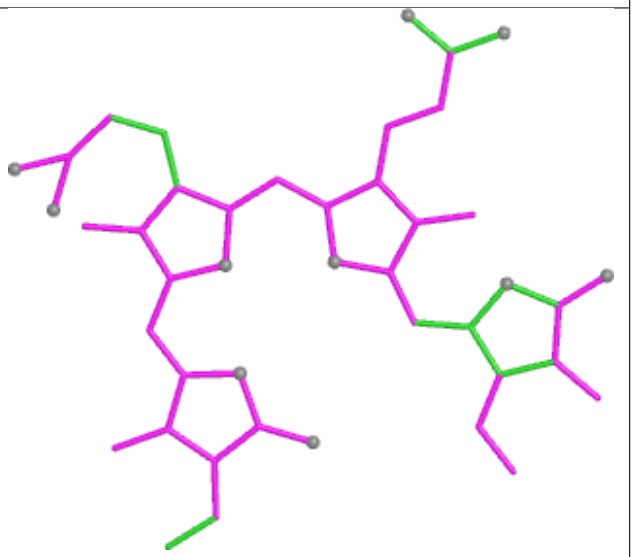

Bond angles

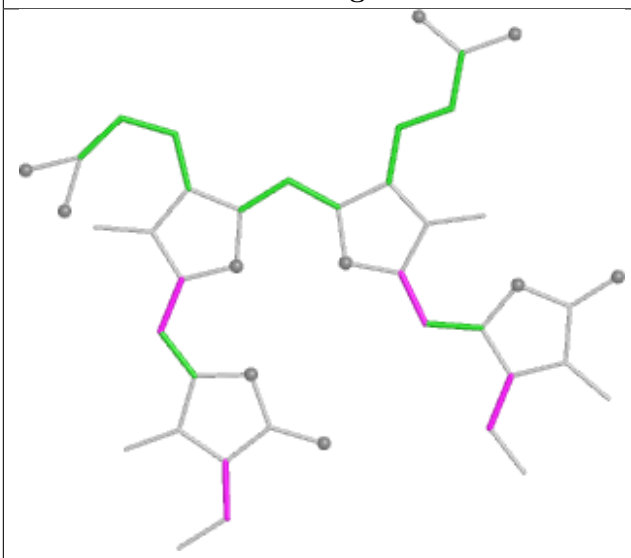

Torsions

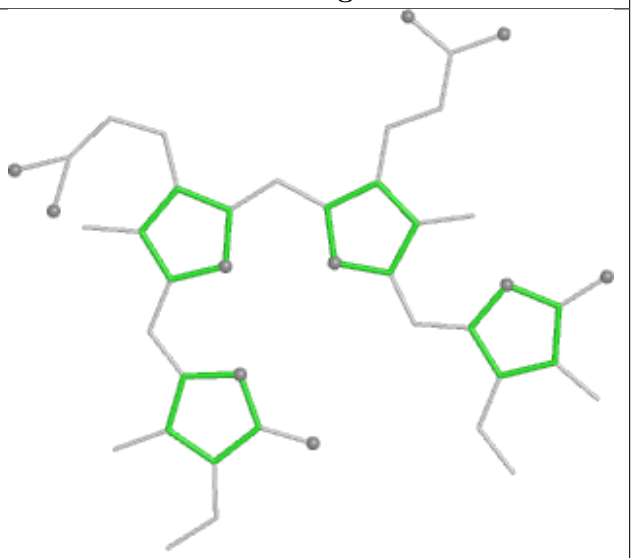

Rings

Ligand CYC g6 201

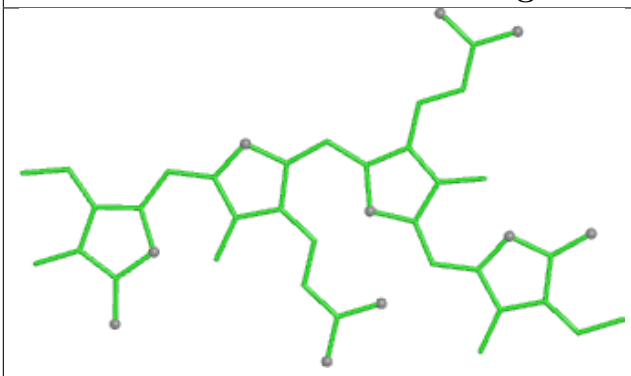

Bond lengths

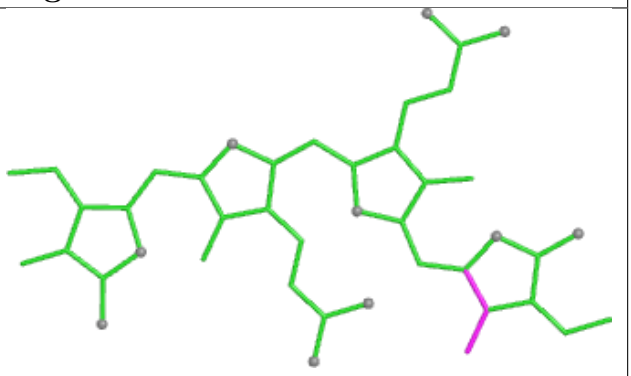

Bond angles

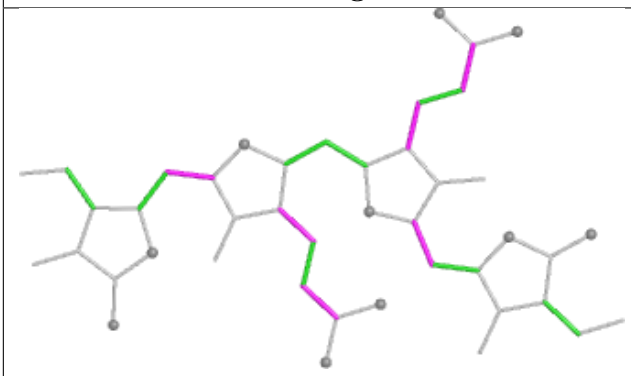

Torsions

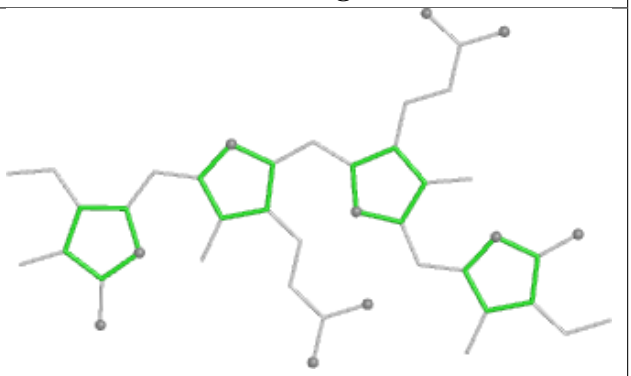

Rings

Ligand CLA cE 508

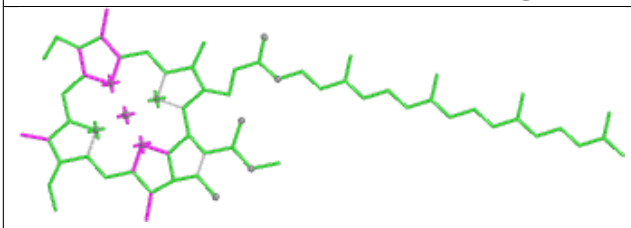

Bond lengths

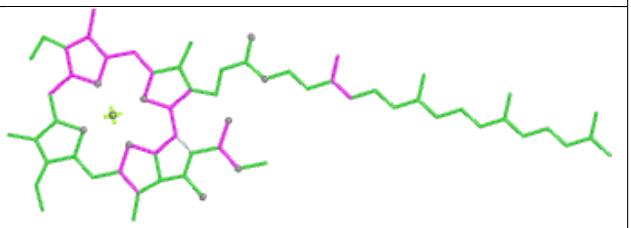

Bond angles

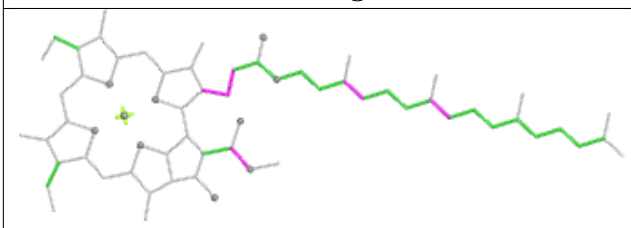

Torsions

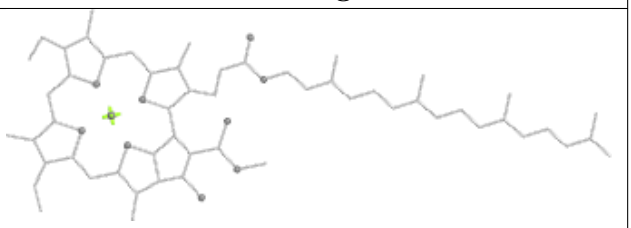

Rings

Ligand CYC hC 201

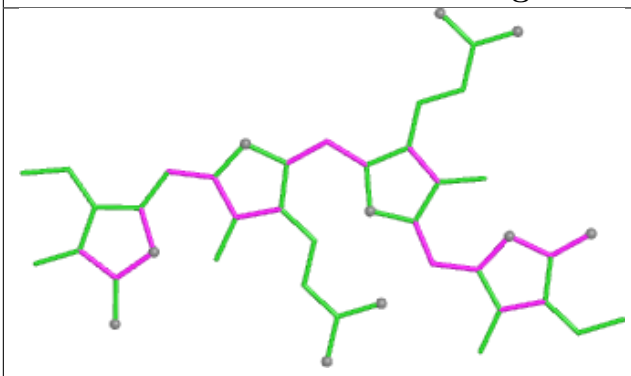

Bond lengths

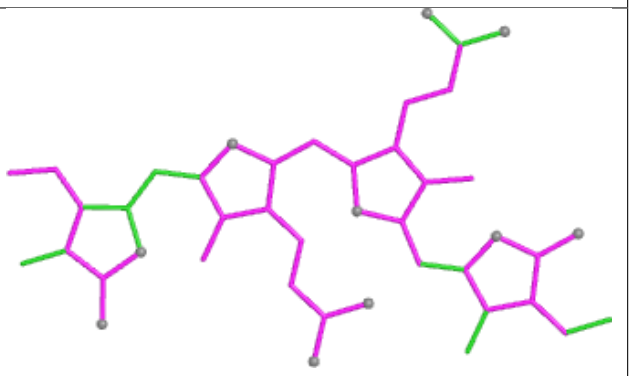

Bond angles

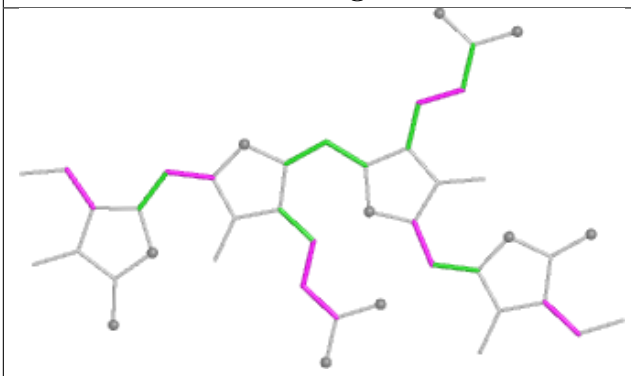

Torsions

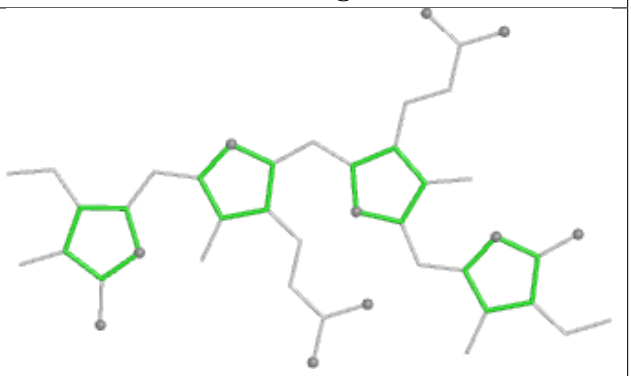

Rings

Ligand LMG jE 102

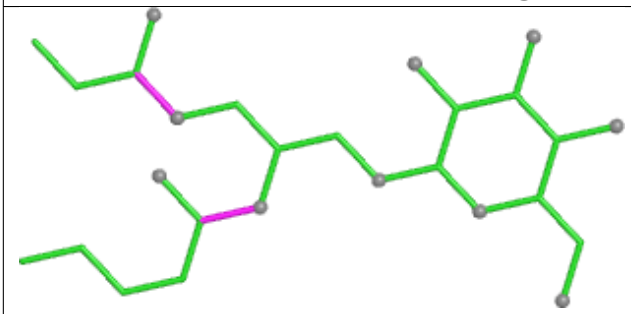

Bond lengths

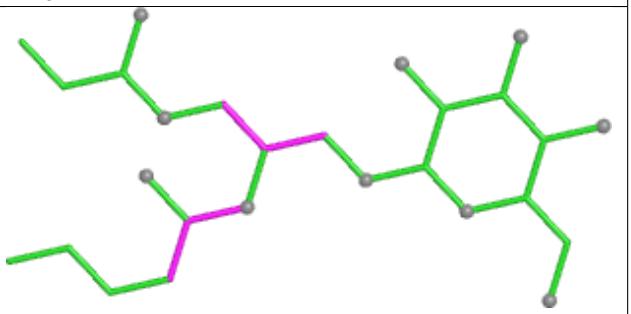

Bond angles

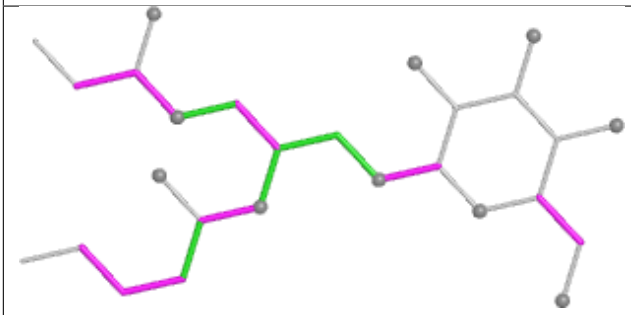

Torsions

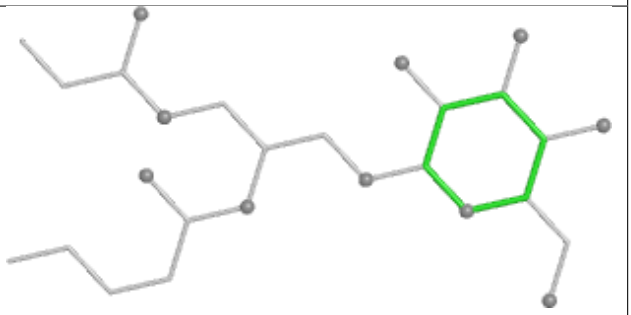

Rings

Ligand CYC 7G 201

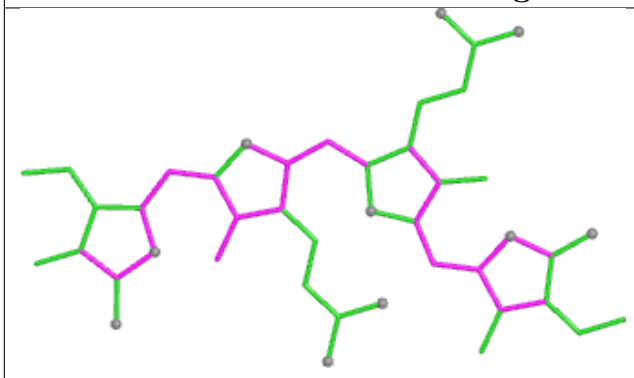

Bond lengths

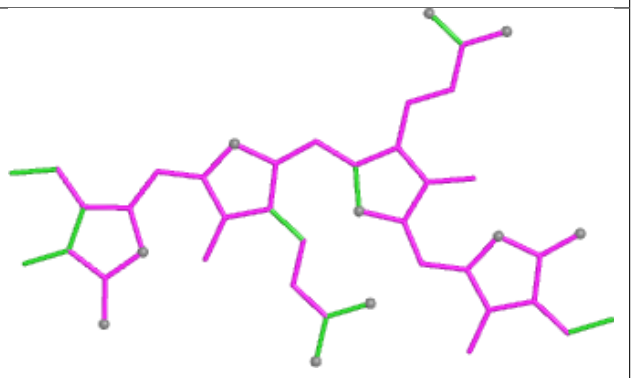

Bond angles

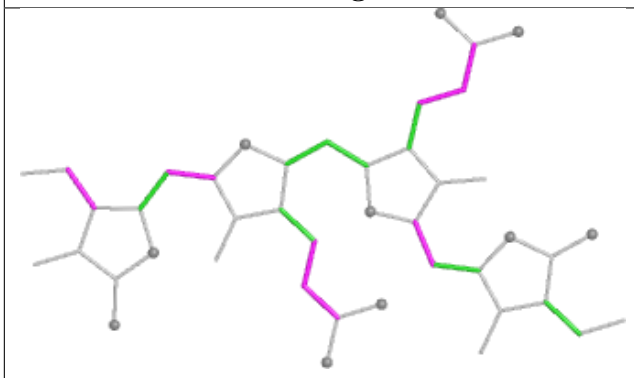

Torsions

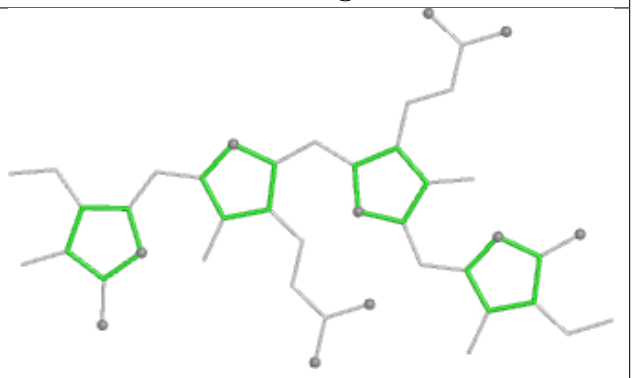

Rings

Ligand CYC YB 201

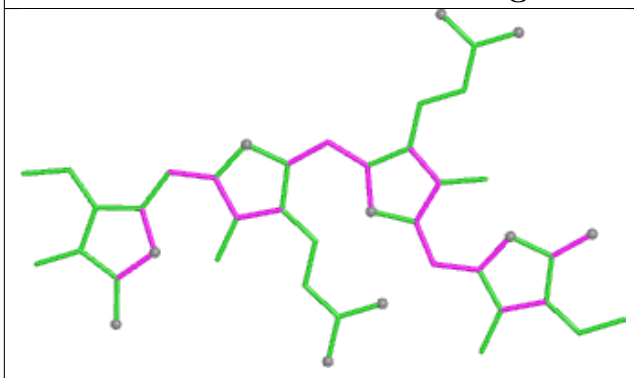

Bond lengths

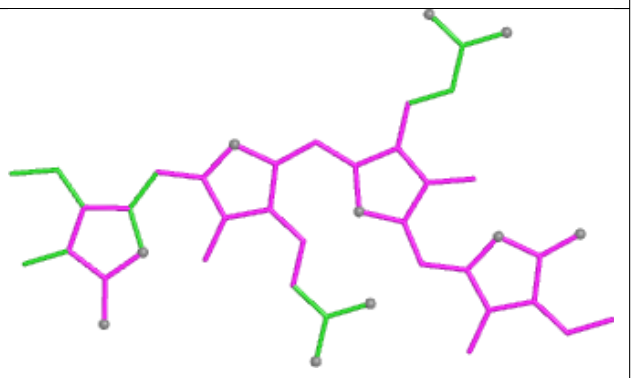

Bond angles

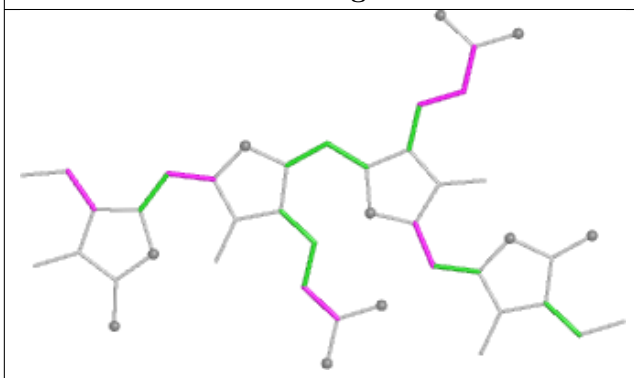

Torsions

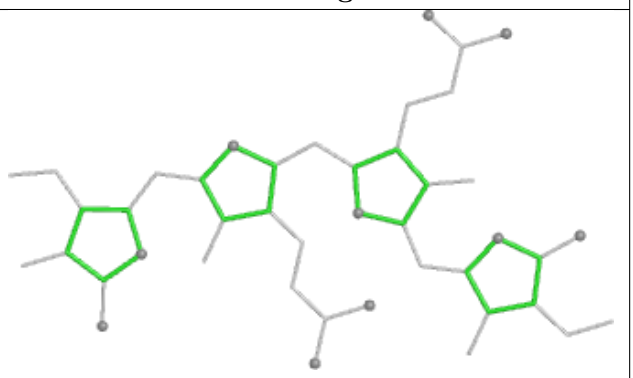

Rings

Ligand CYC m7 201

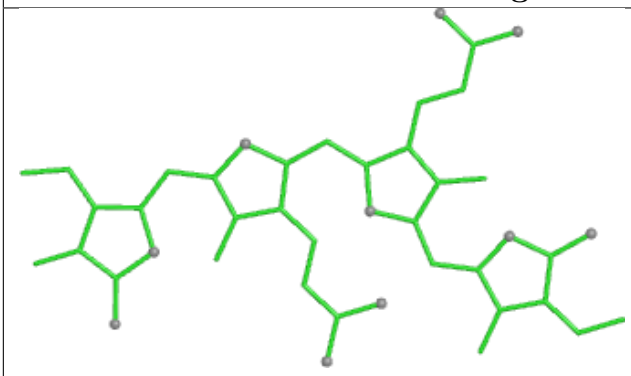

Bond lengths

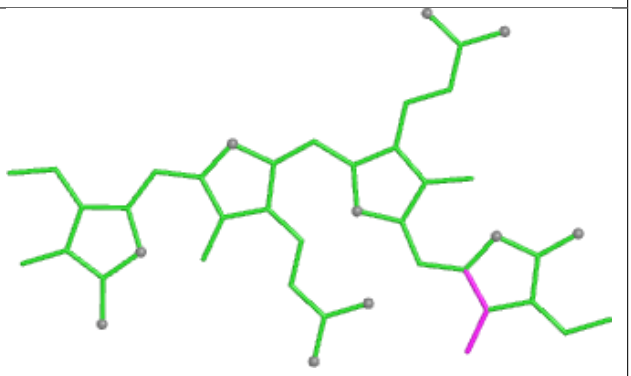

Bond angles

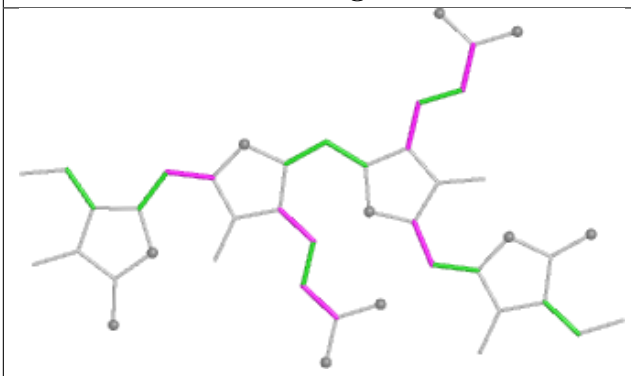

Torsions

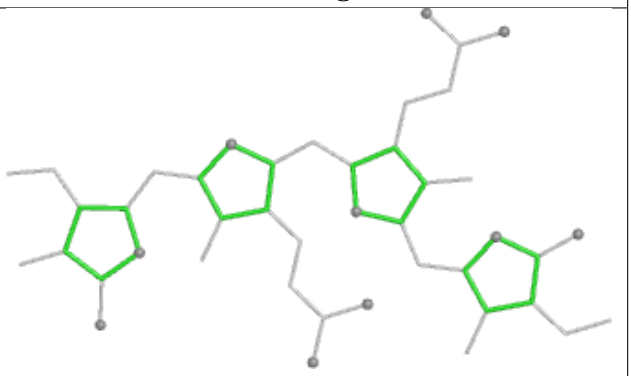

Rings

Ligand CYC dH 201

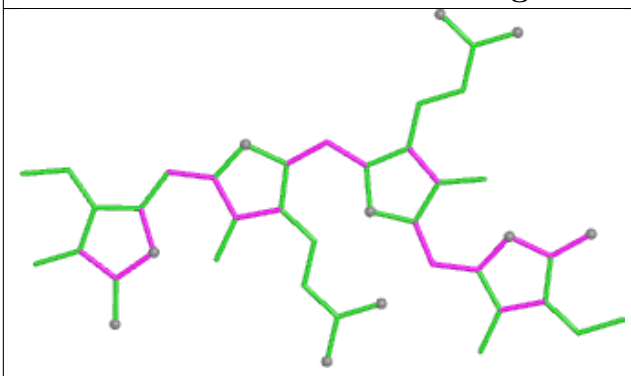

Bond lengths

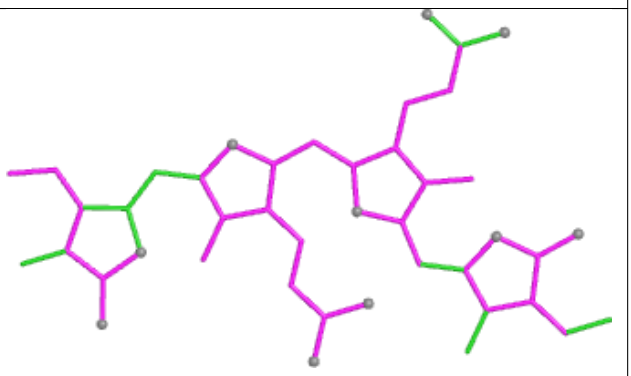

Bond angles

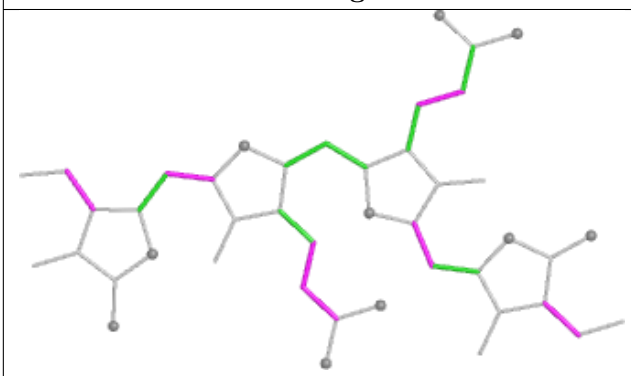

Torsions

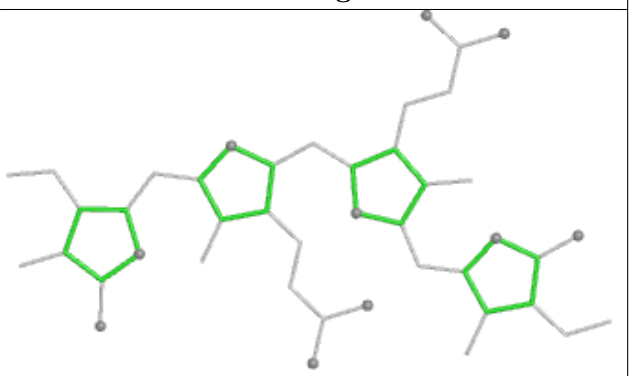

Rings

Ligand CYC c6 202

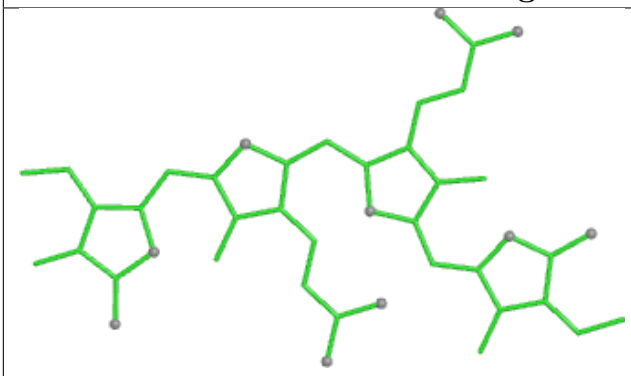

Bond lengths

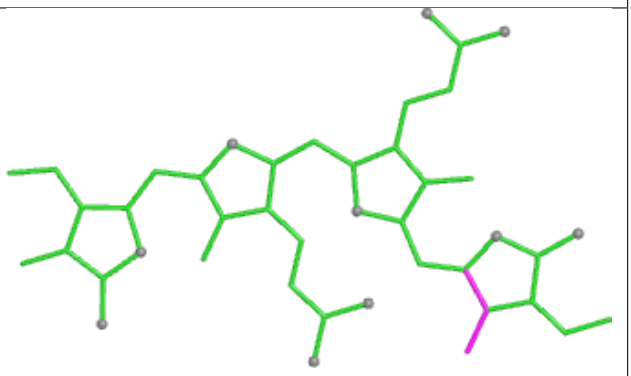

Bond angles

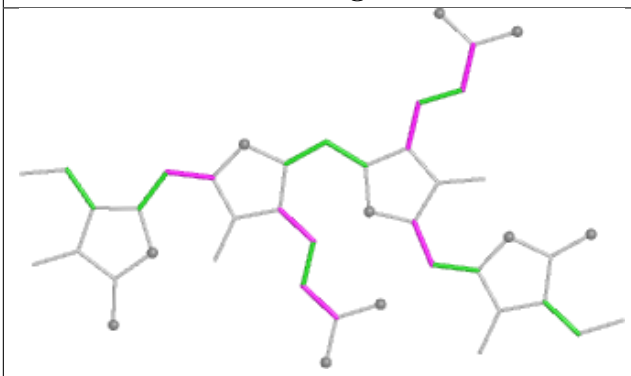

Torsions

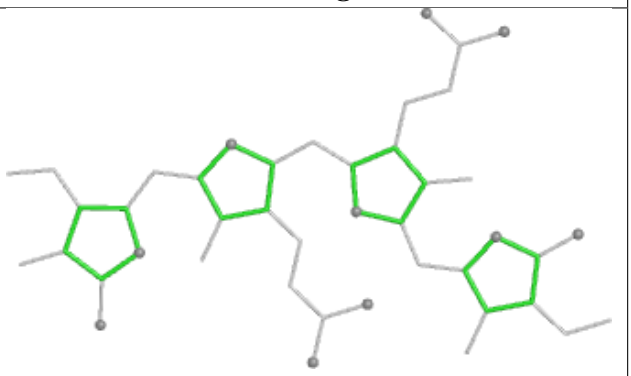

Rings

Ligand CLA CE 505

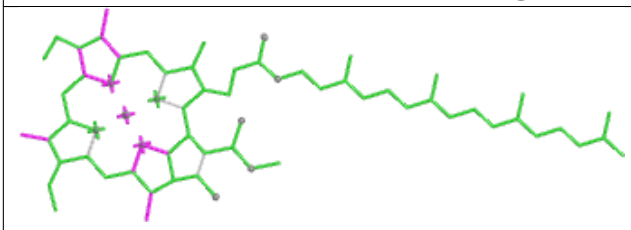

Bond lengths

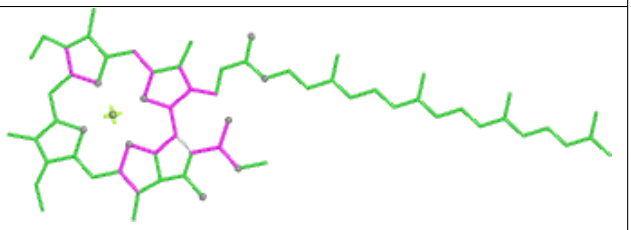

Bond angles

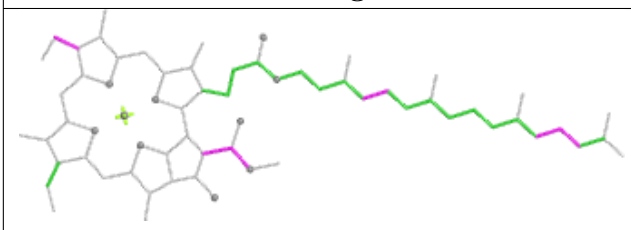

Torsions

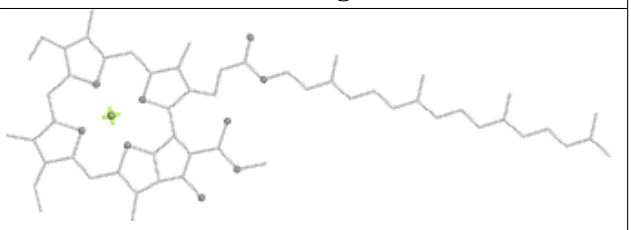

Rings

Ligand CLA cD 505

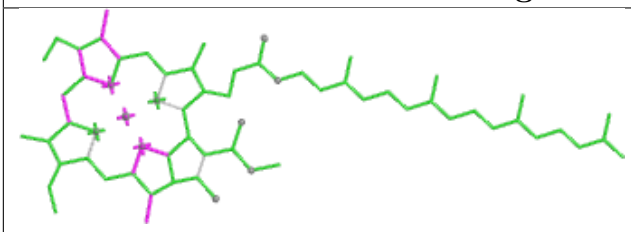

Bond lengths

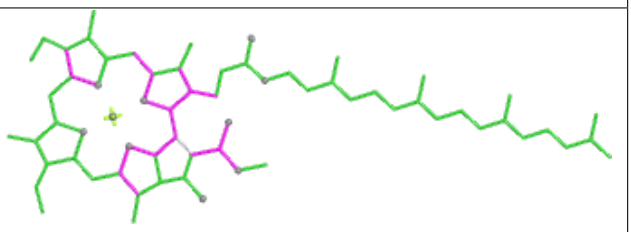

Bond angles

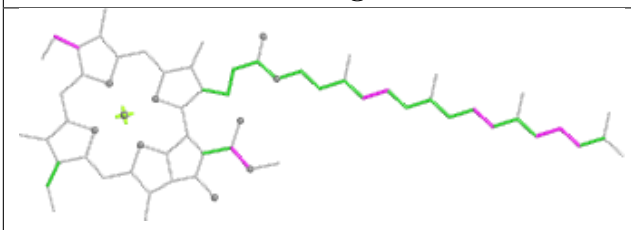

Torsions

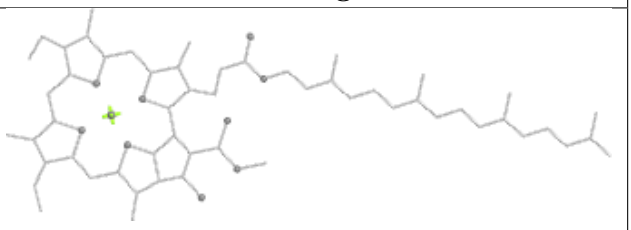

Rings

Ligand CLA CD 508

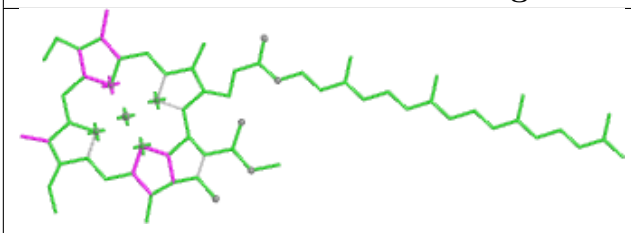

Bond lengths

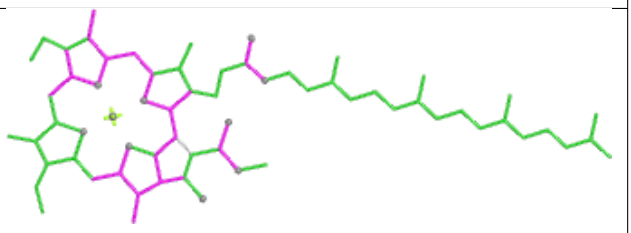

Bond angles

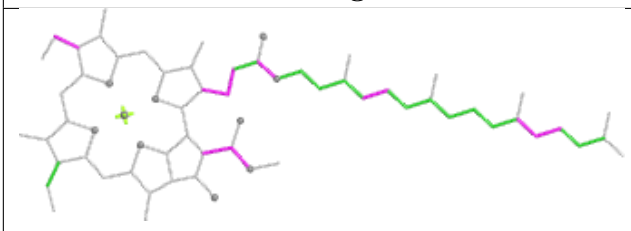

Torsions

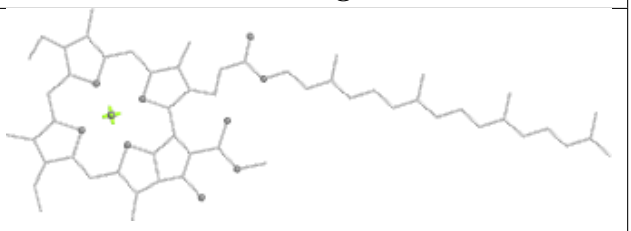

Rings

Ligand CYC eI 202

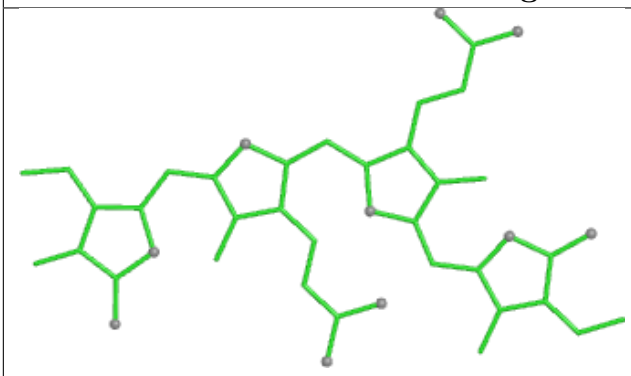

Bond lengths

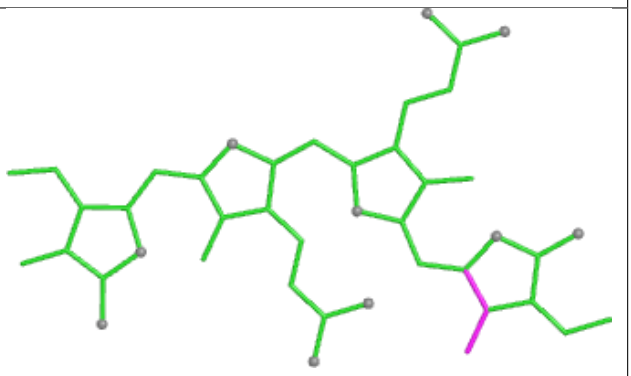

Bond angles

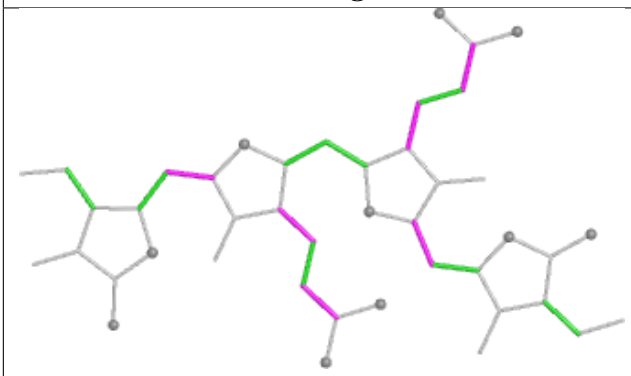

Torsions

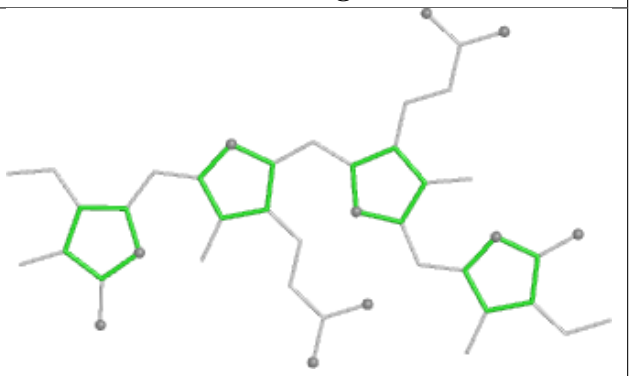

Rings

Ligand CYC vB 201

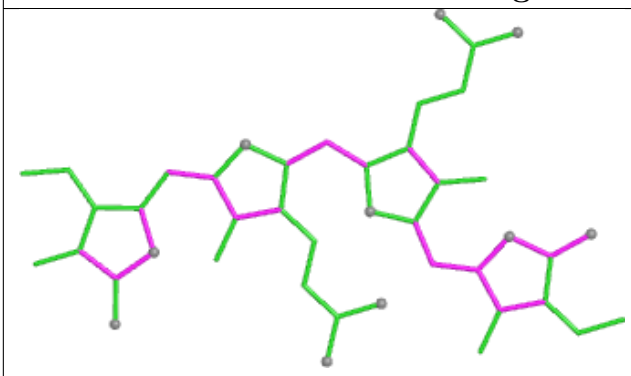

Bond lengths

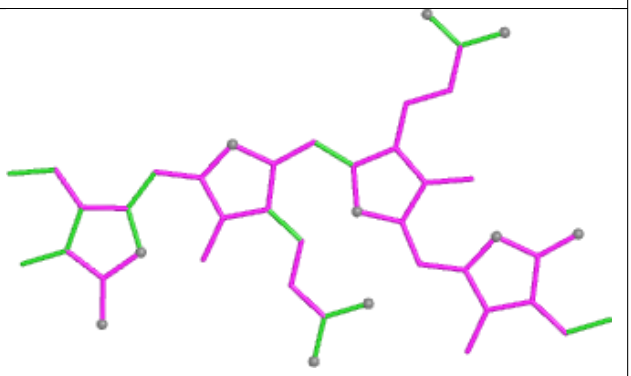

Bond angles

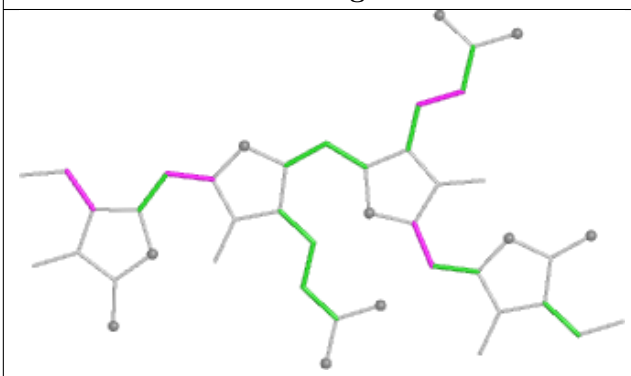

Torsions

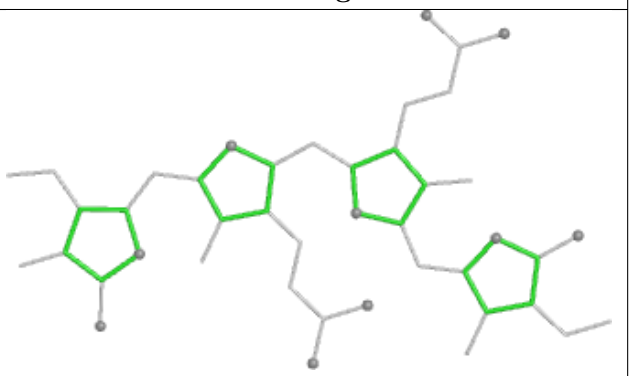

Rings

Ligand CYC i9 202

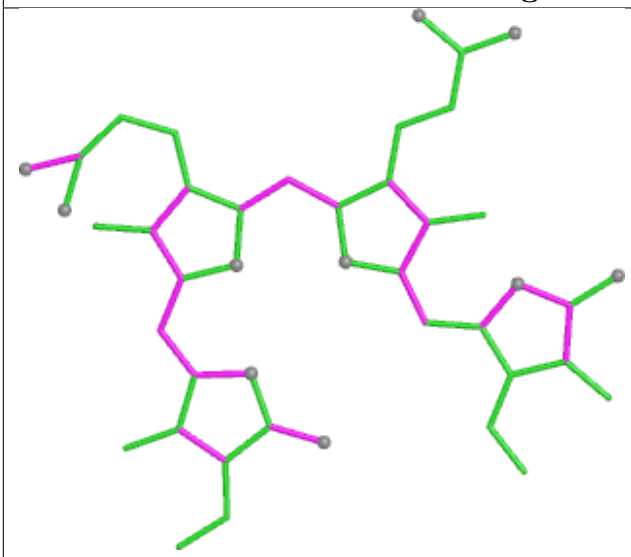

Bond lengths

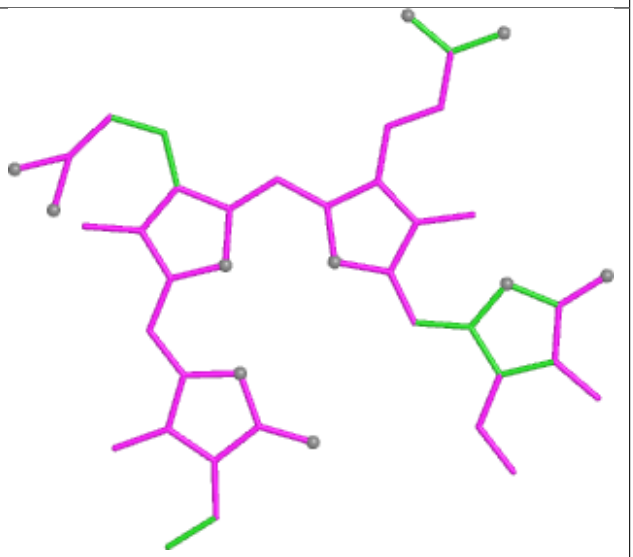

Bond angles

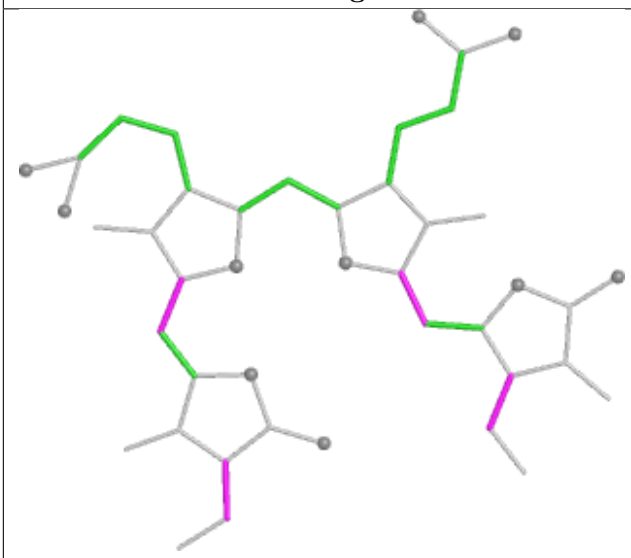

Torsions

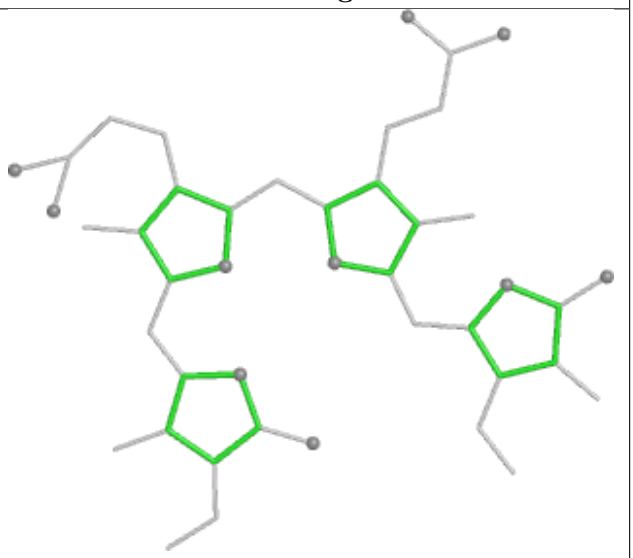

Rings

Ligand CLA BD 610

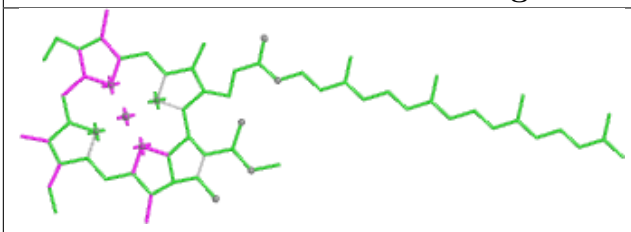

Bond lengths

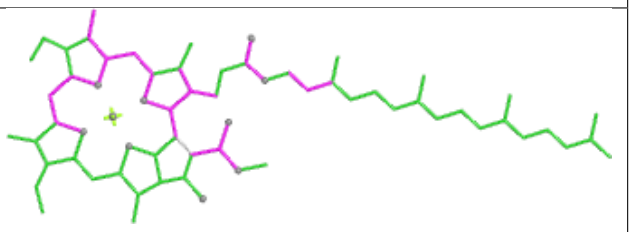

Bond angles

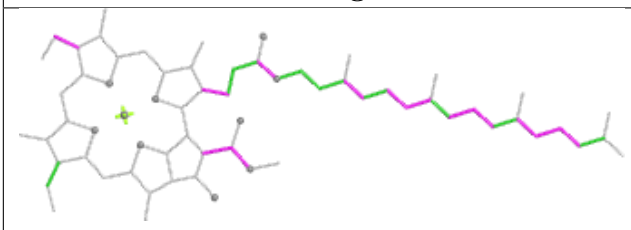

Torsions

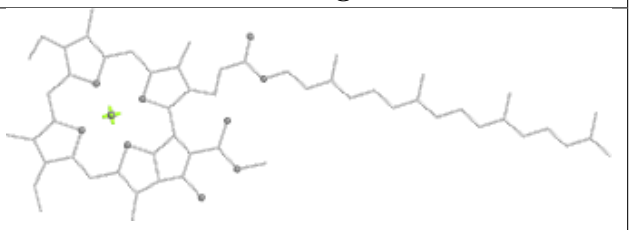

Rings

Ligand CYC c3 202

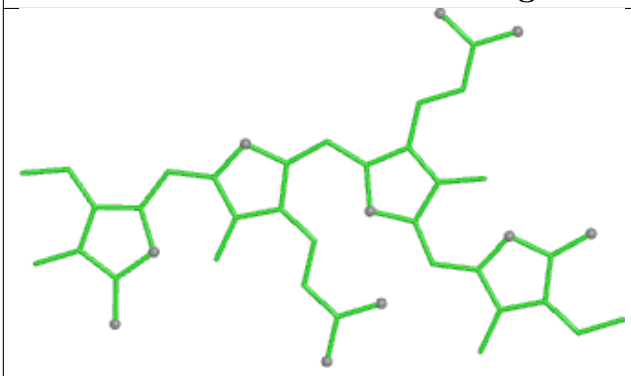

Bond lengths

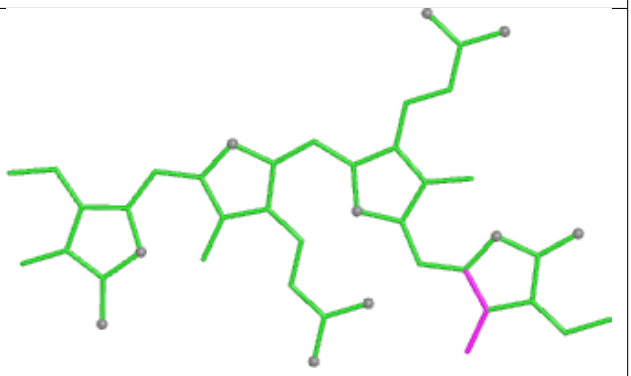

Bond angles

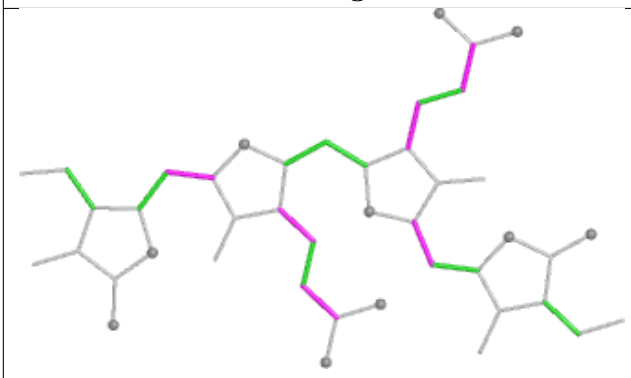

Torsions

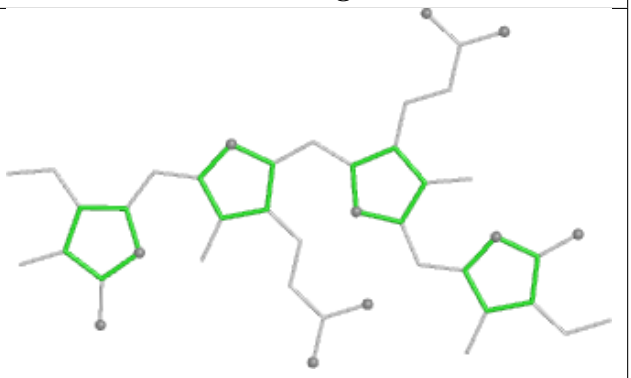

Rings

Ligand CLA CD 514

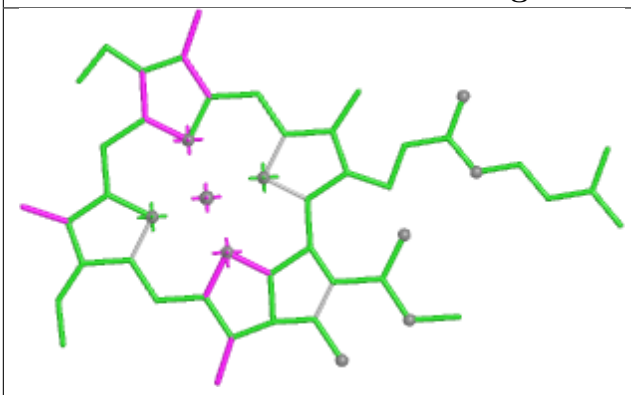

Bond lengths

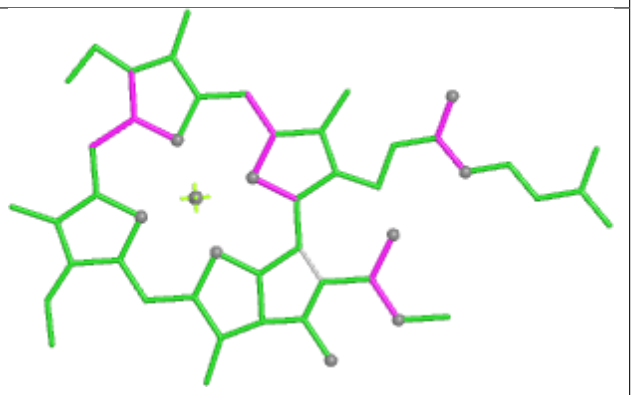

Bond angles

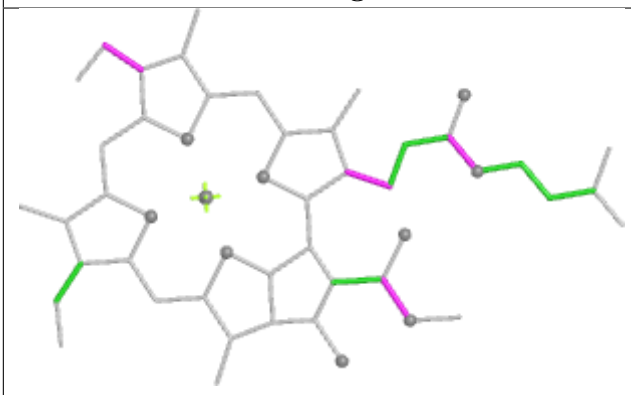

Torsions

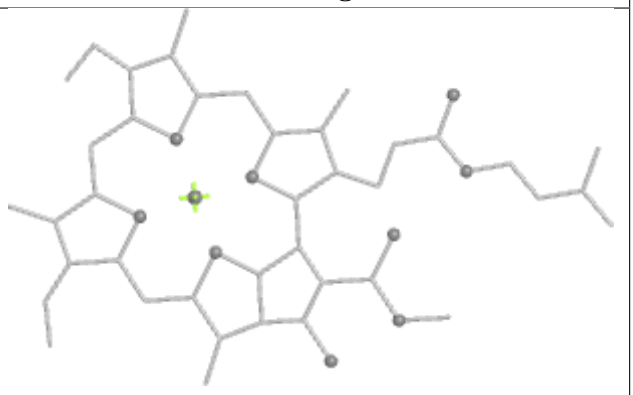

Rings

Ligand BCR I1 102



Bond lengths

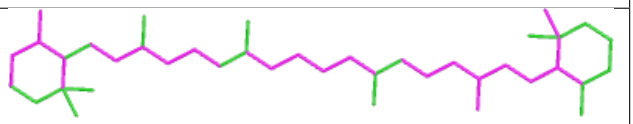

Bond angles

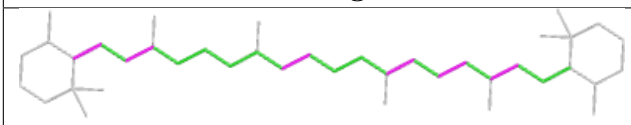

Torsions

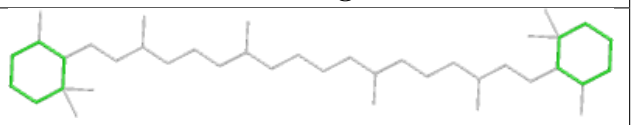

Rings

Ligand LMT AD 412

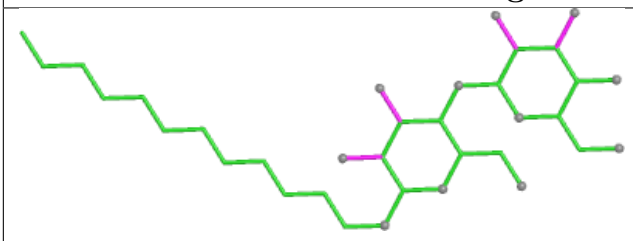
Bond lengths

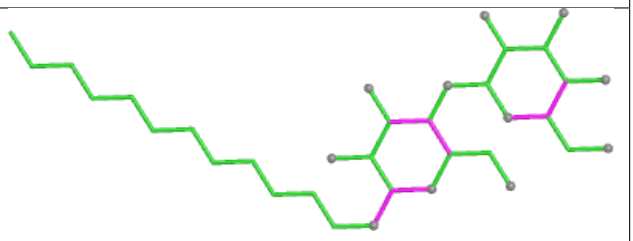
Bond angles

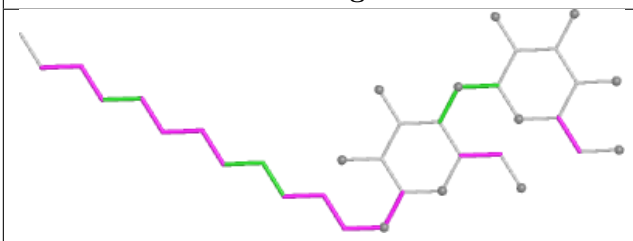
Torsions

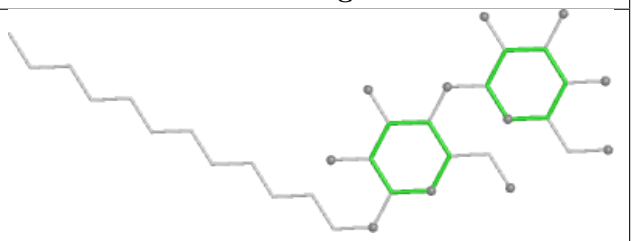
Rings

Ligand PL9 dE 408

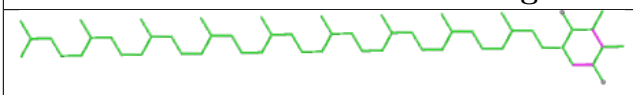
Bond lengths

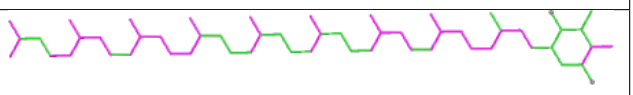
Bond angles

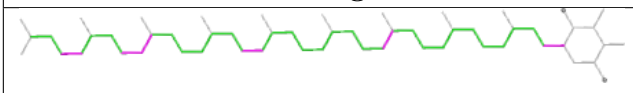
Torsions

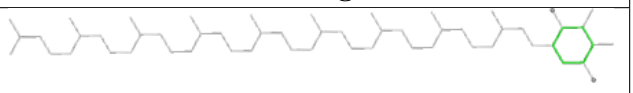
Rings

Ligand BCR hD 105


Bond lengths

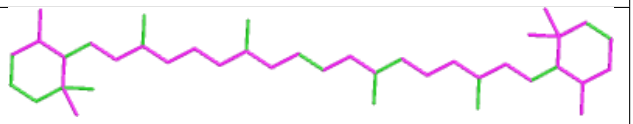
Bond angles

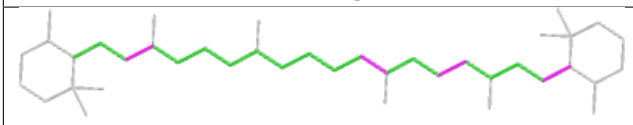
Torsions

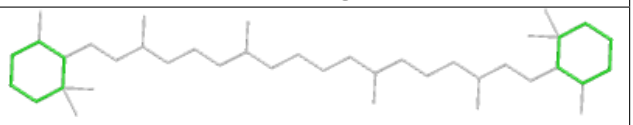
Rings

Ligand CYC jF 201

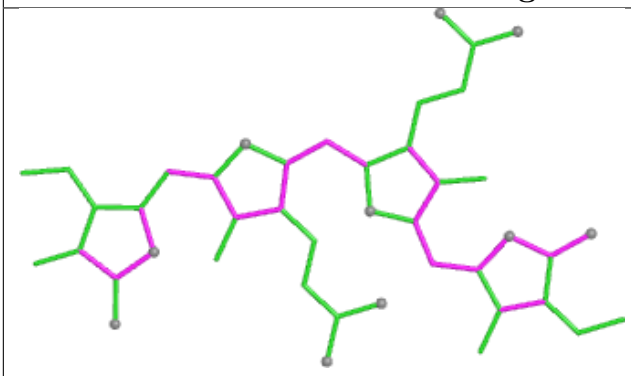

Bond lengths

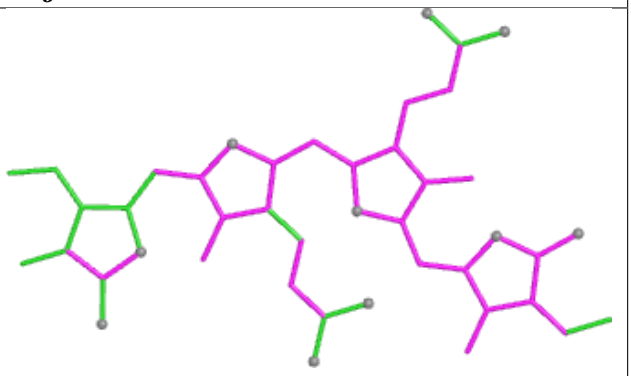

Bond angles

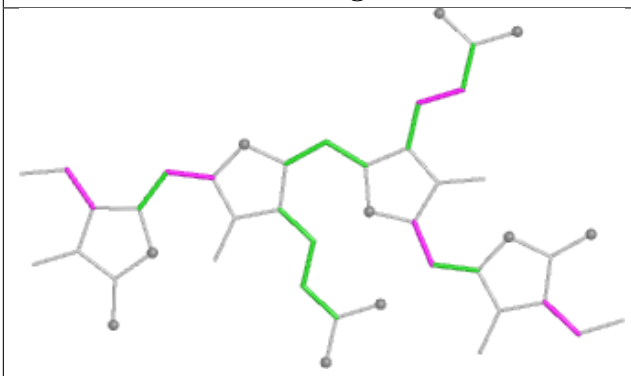

Torsions

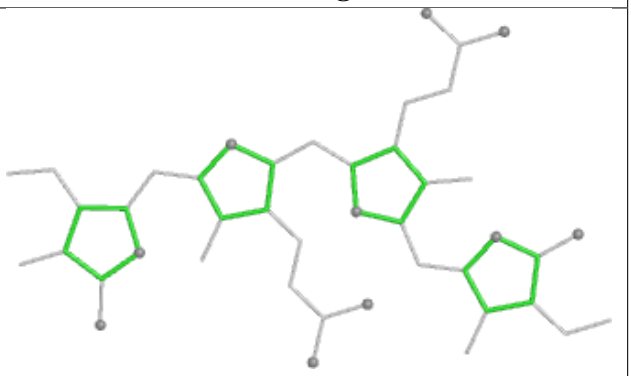

Rings

Ligand LMT b1 601

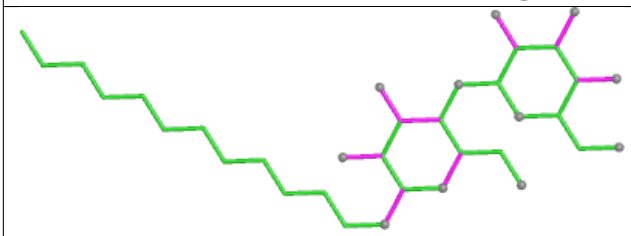

Bond lengths

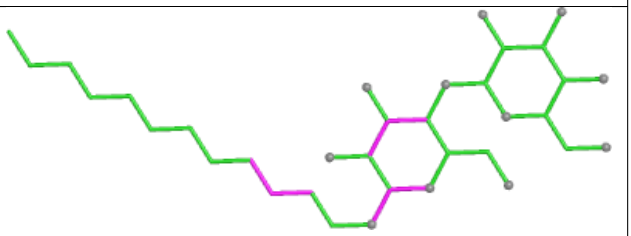

Bond angles

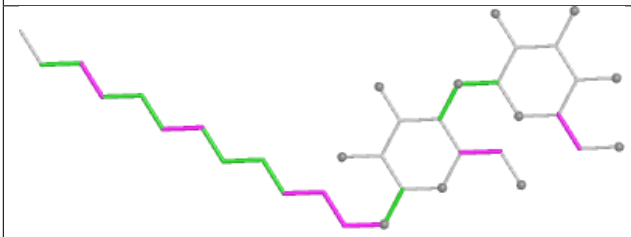

Torsions

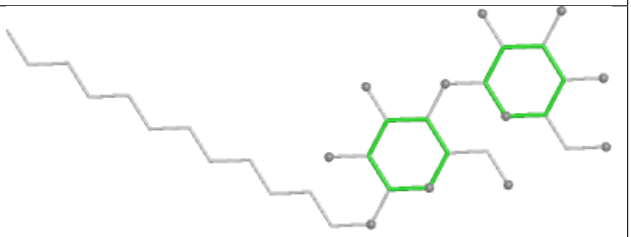

Rings

Ligand LMT dE 413

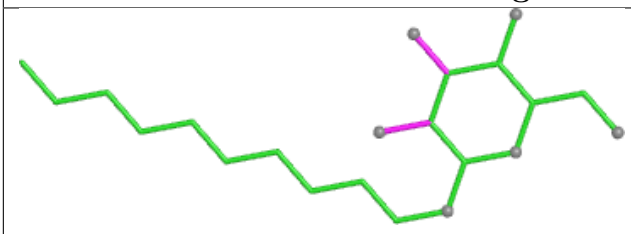

Bond lengths

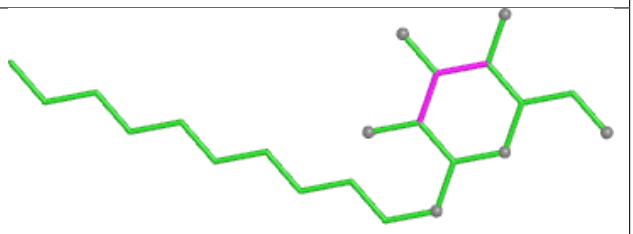

Bond angles

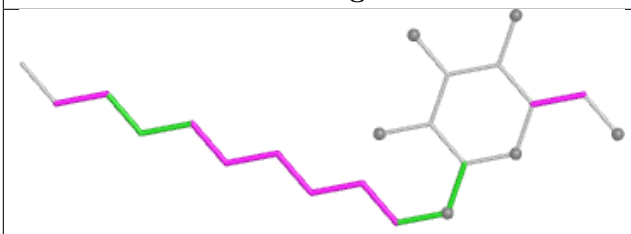

Torsions

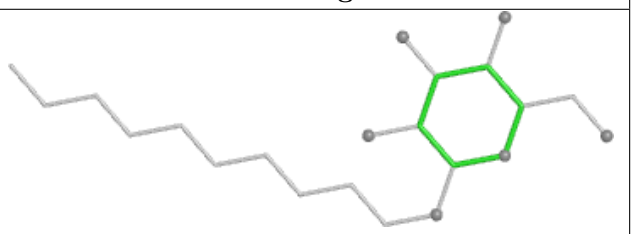

Rings

Ligand CYC WL 201

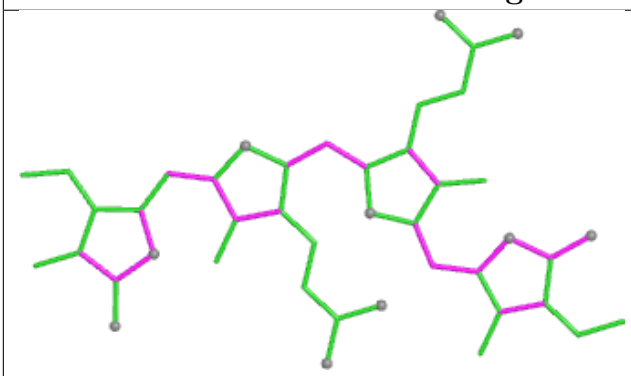

Bond lengths

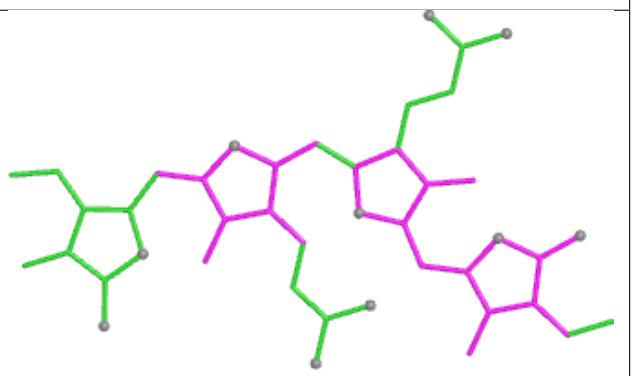

Bond angles

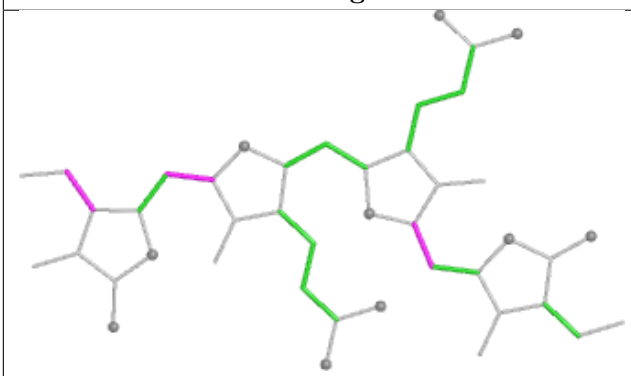

Torsions

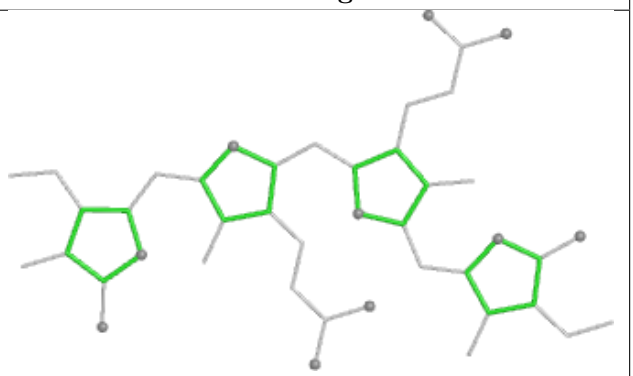

Rings

Ligand CYC h3 201

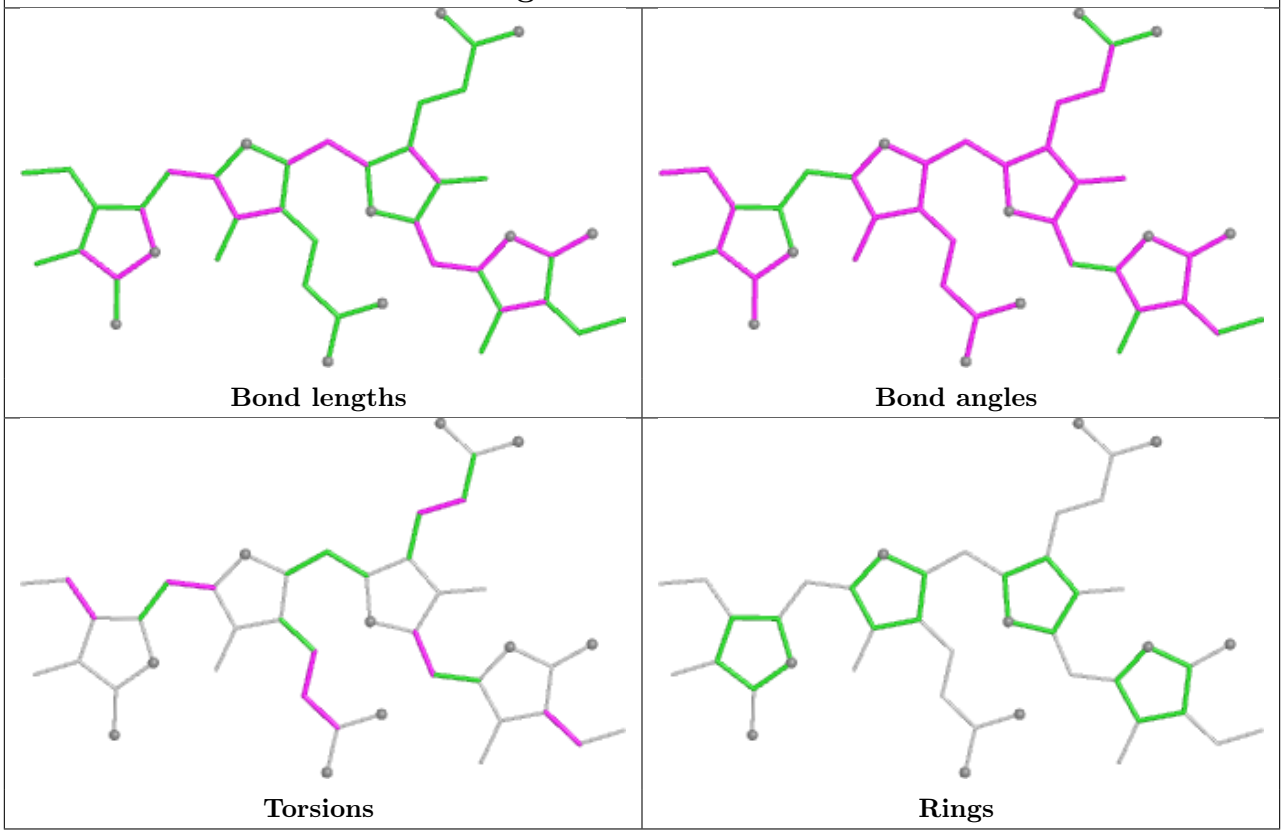

Ligand CYC mK 201

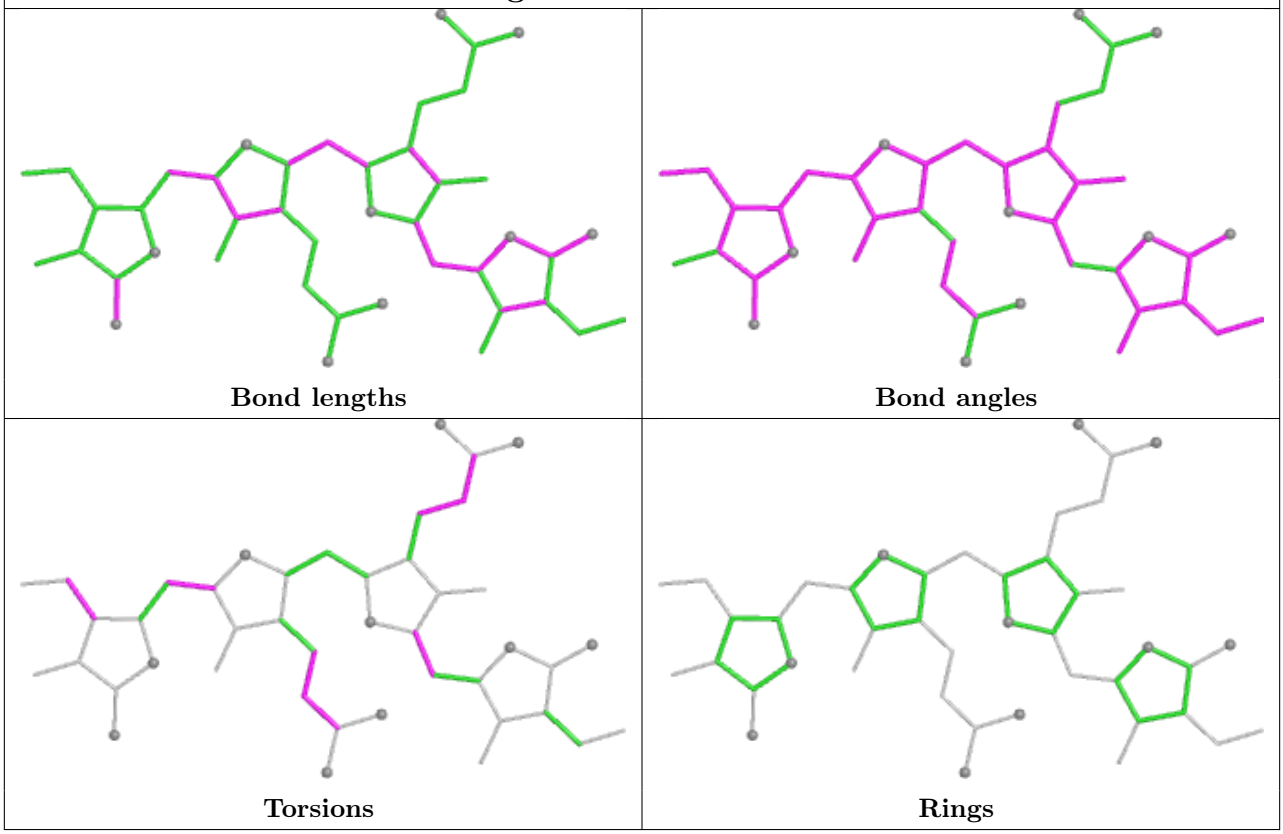

Ligand CYC JL 201

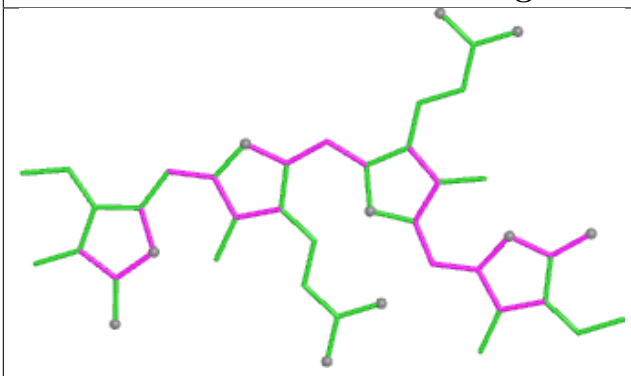

Bond lengths

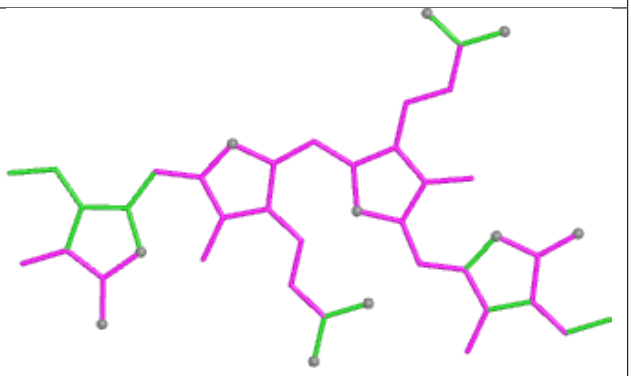

Bond angles

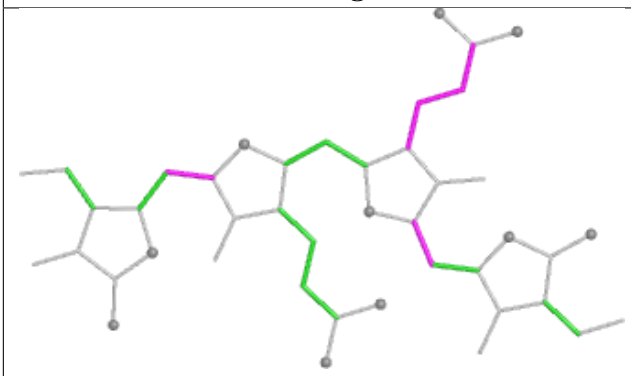

Torsions

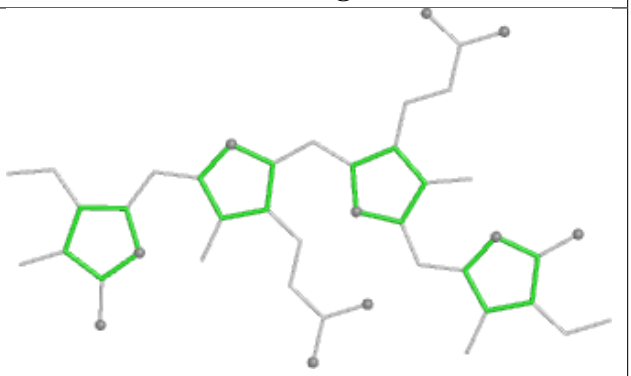

Rings

Ligand CYC fJ 201

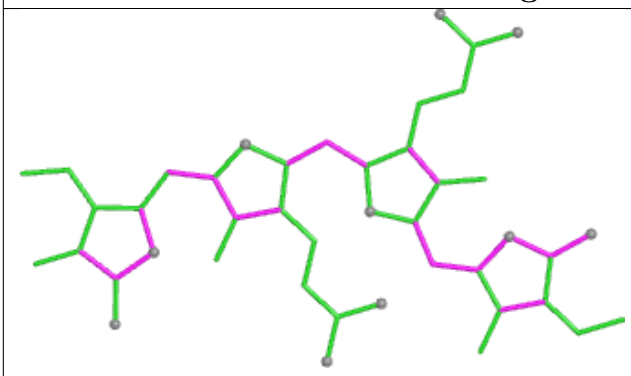

Bond lengths

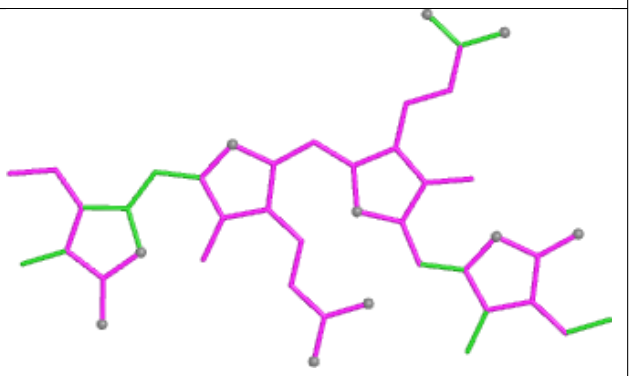

Bond angles

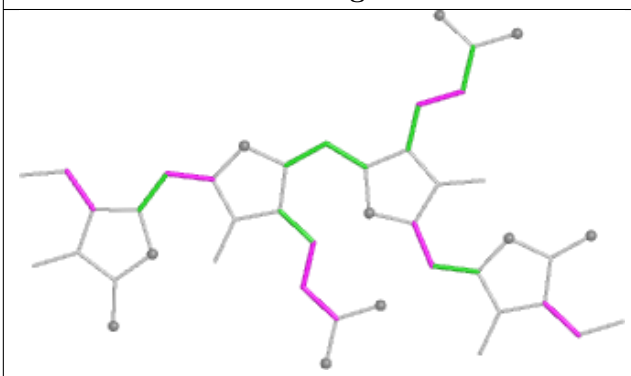

Torsions

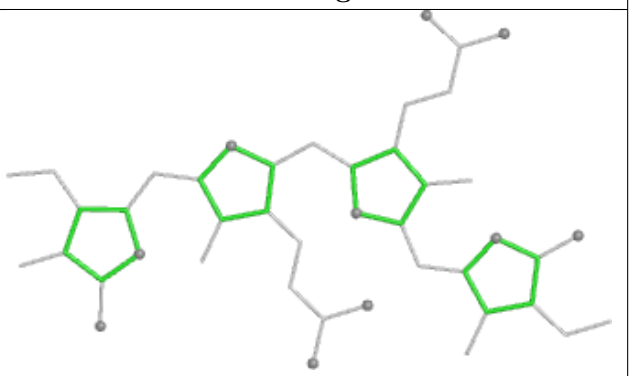

Rings

Ligand CLA HE 101

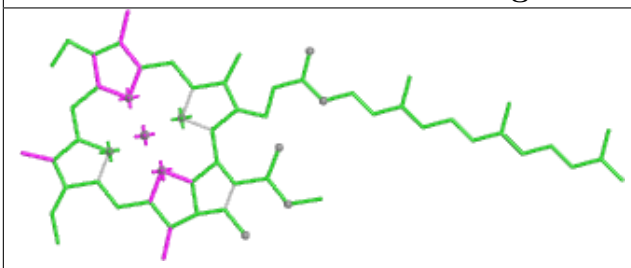

Bond lengths

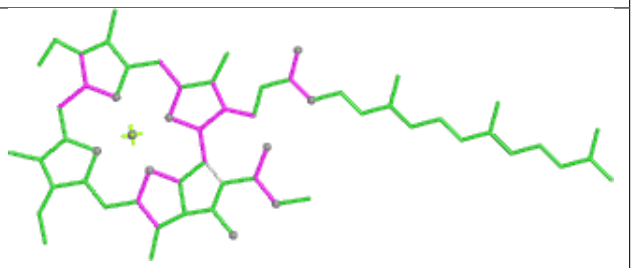

Bond angles

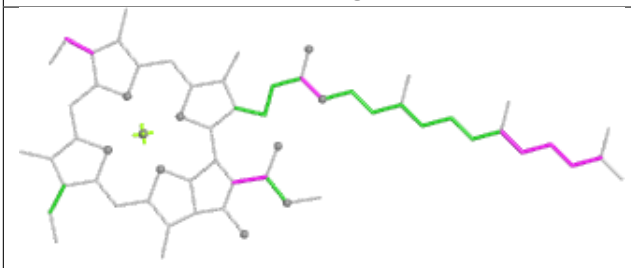

Torsions

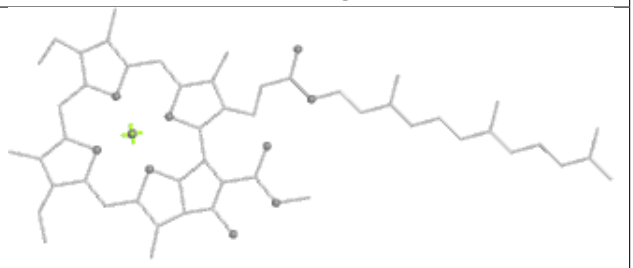

Rings

Ligand CYC 2L 201

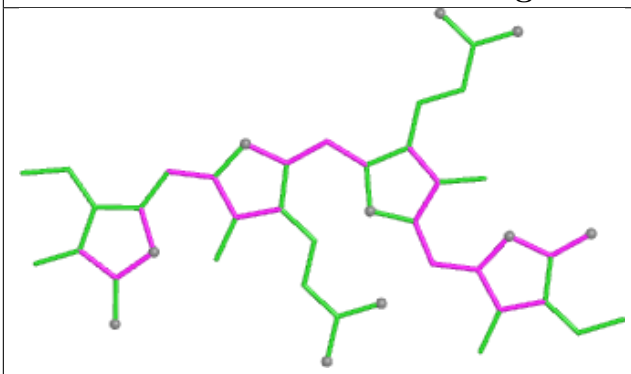

Bond lengths

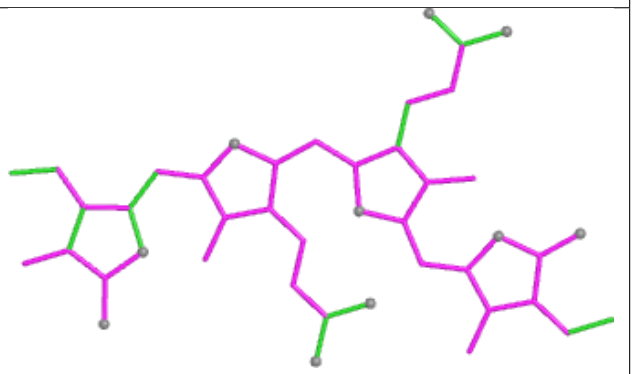

Bond angles

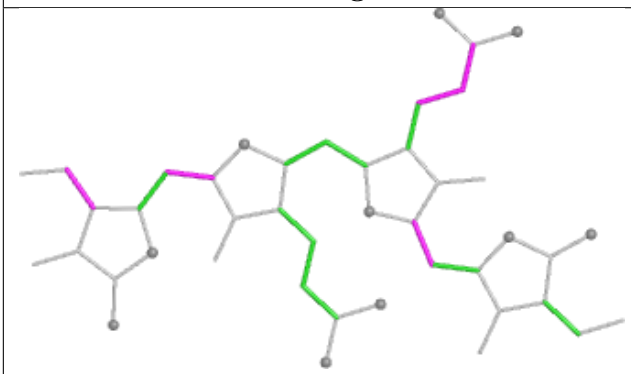

Torsions

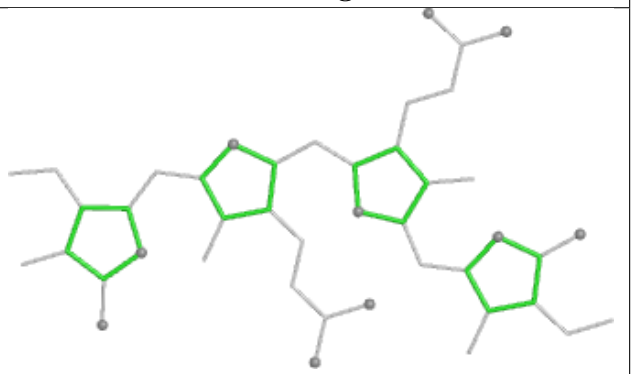

Rings

Ligand LMT d1 404

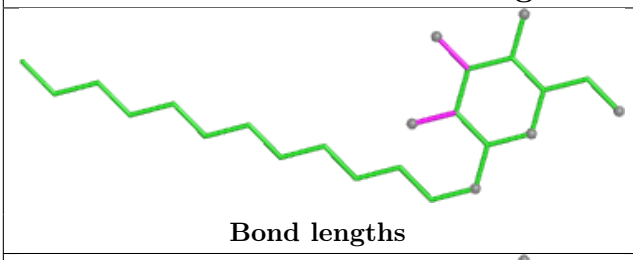

Bond lengths

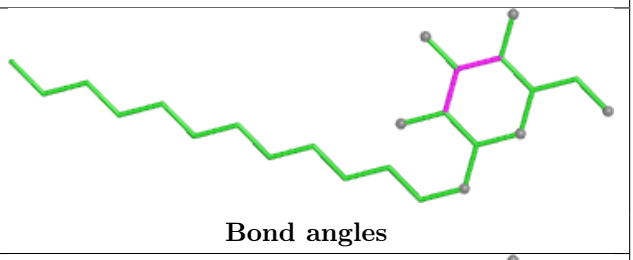

Bond angles

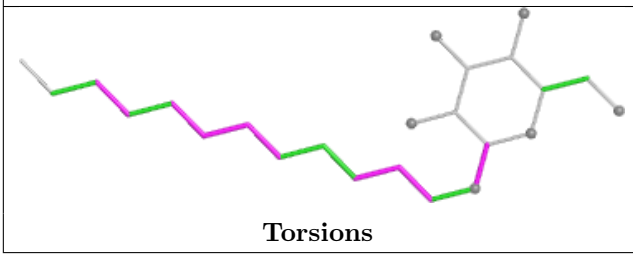

Torsions

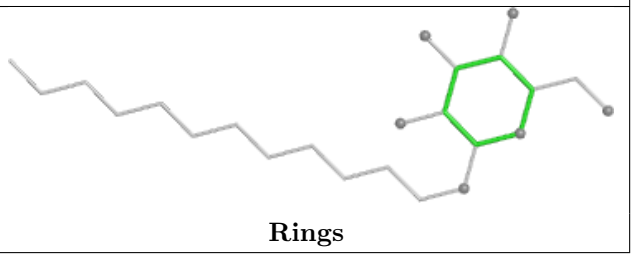

Rings

Ligand HEM VE 201

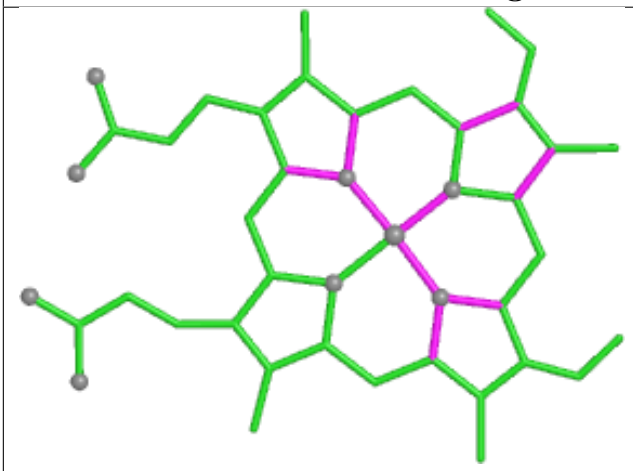

Bond lengths

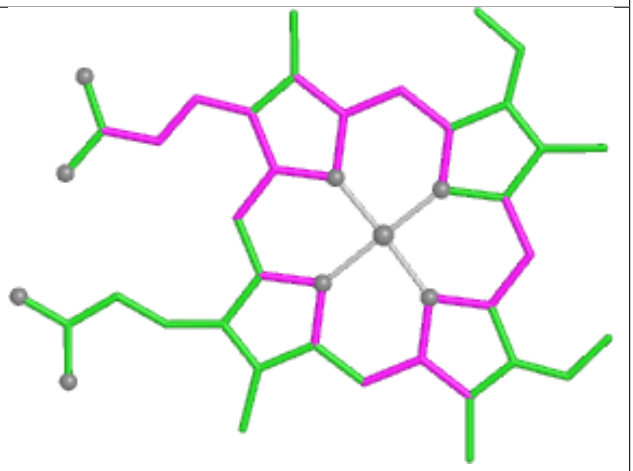

Bond angles

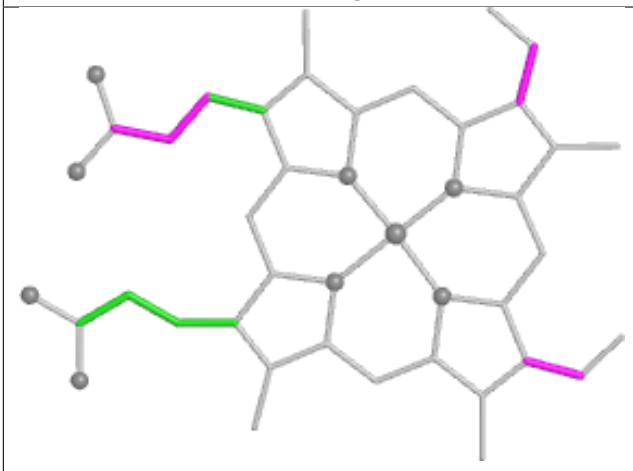

Torsions

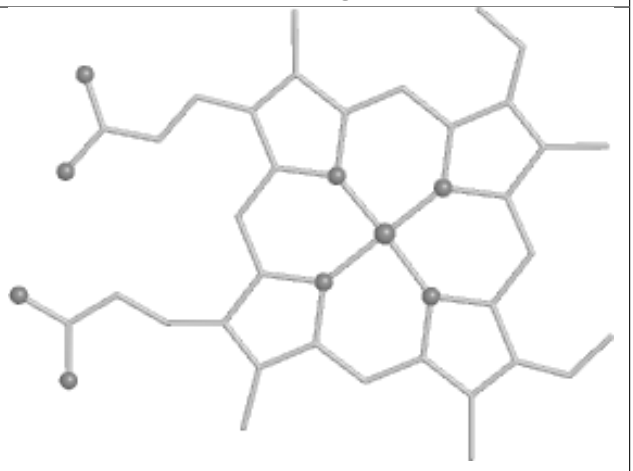

Rings

Ligand CLA hD 102

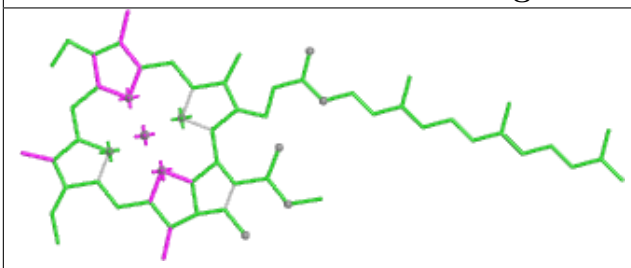

Bond lengths

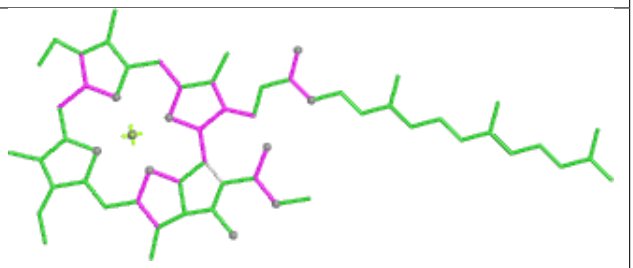

Bond angles

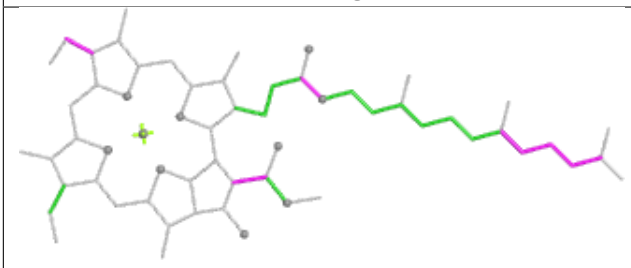

Torsions

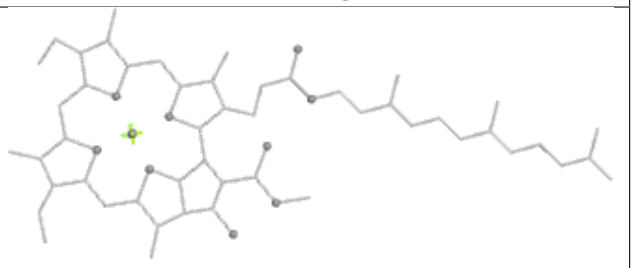

Rings

Ligand CYC f8 201

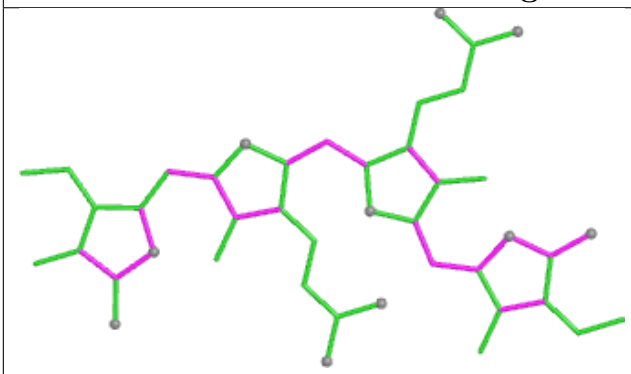

Bond lengths

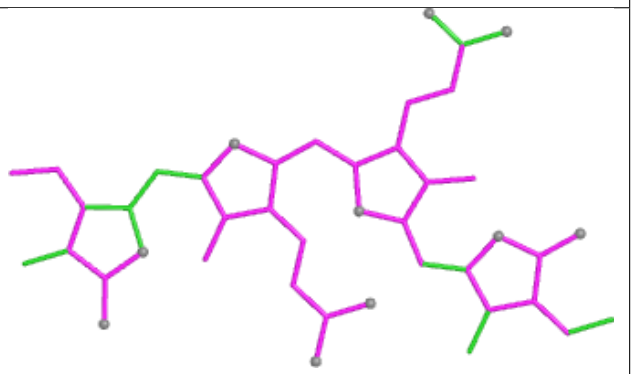

Bond angles

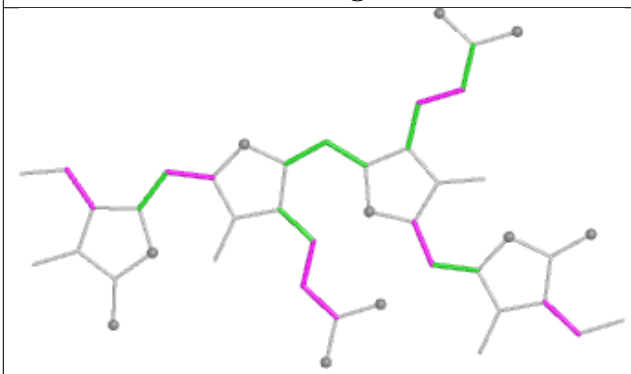

Torsions

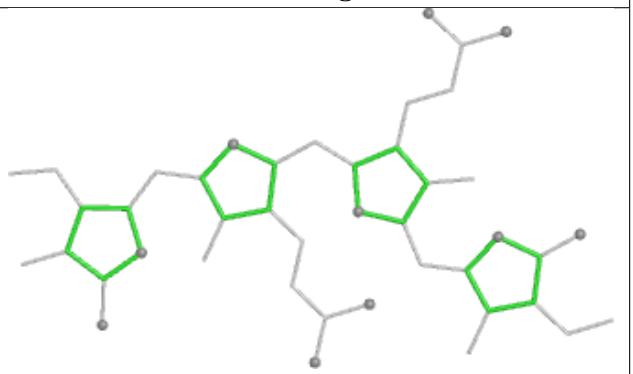

Rings

Ligand CLA dD 405

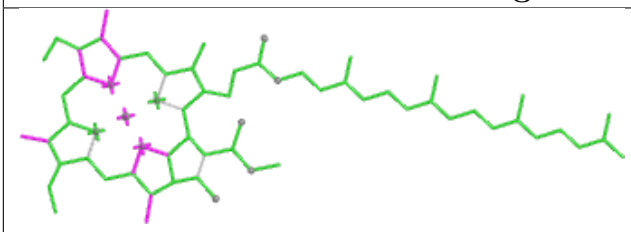

Bond lengths

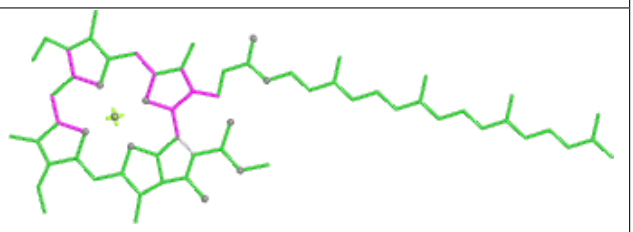

Bond angles

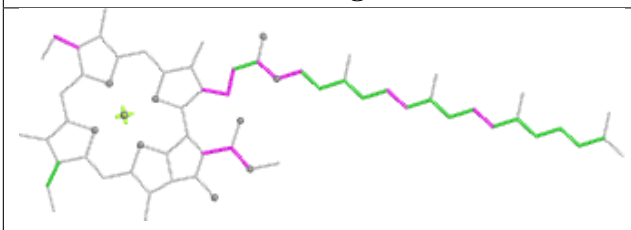

Torsions

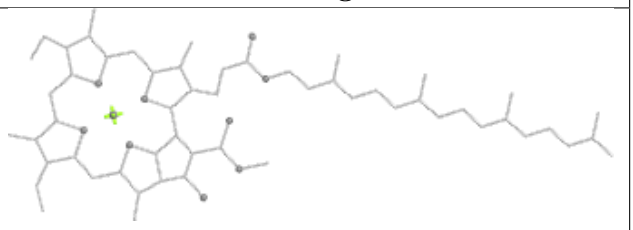

Rings

Ligand LMT B1 619



Bond lengths



Bond angles



Torsions

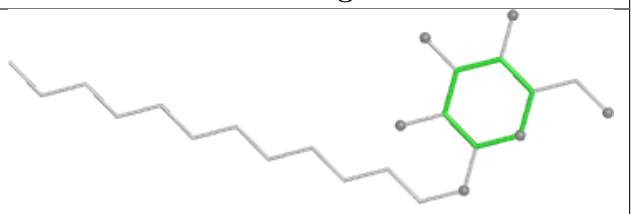

Rings

Ligand CYC mH 201

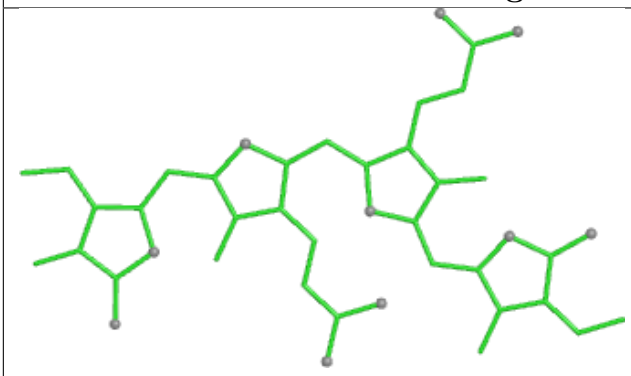

Bond lengths

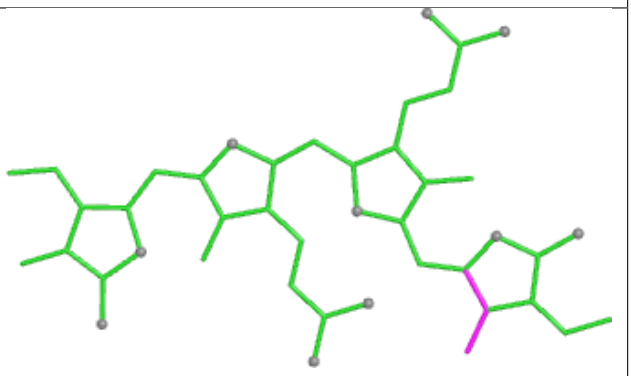

Bond angles

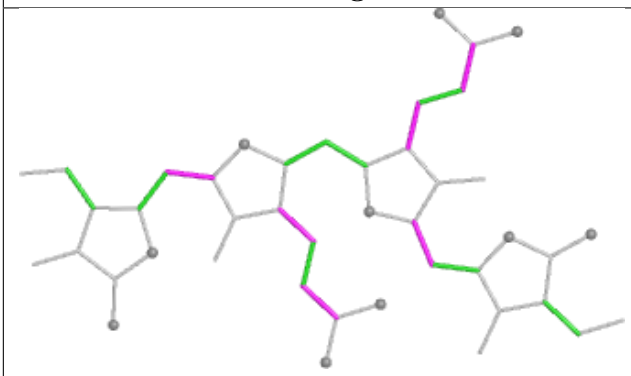

Torsions

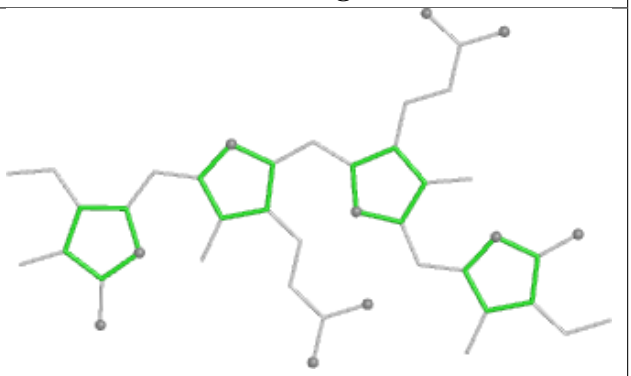

Rings

Ligand LMG CD 502

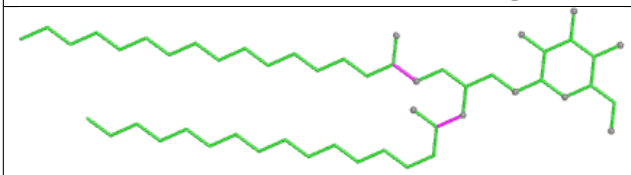

Bond lengths

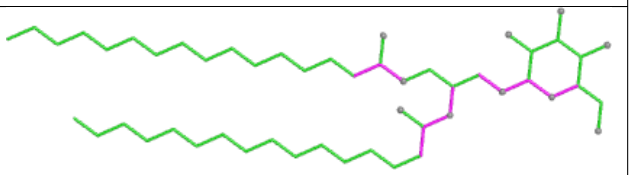

Bond angles

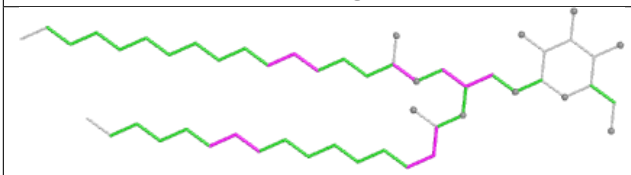

Torsions

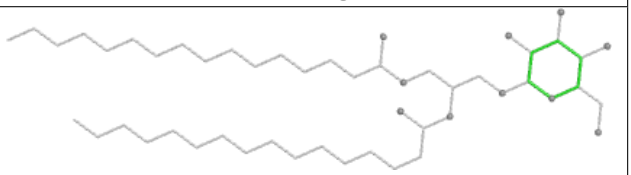

Rings

Ligand CYC j9 201

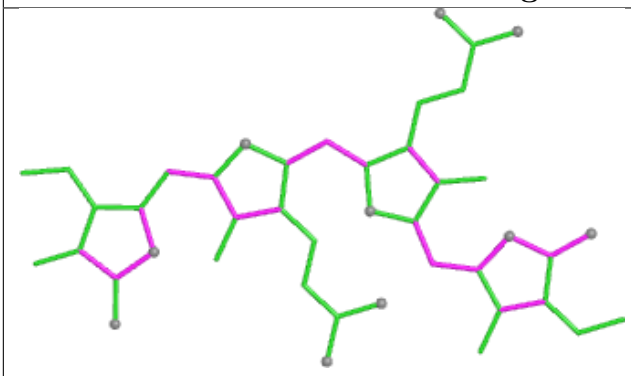

Bond lengths

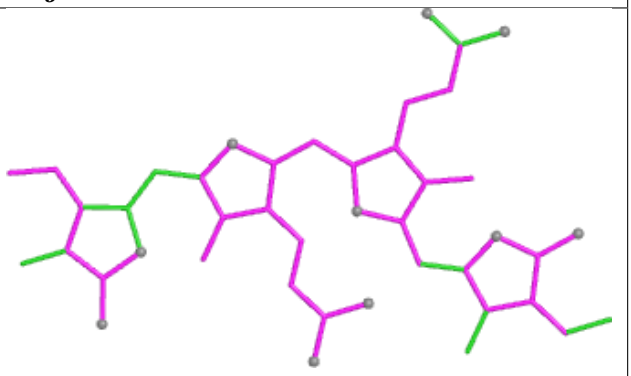

Bond angles

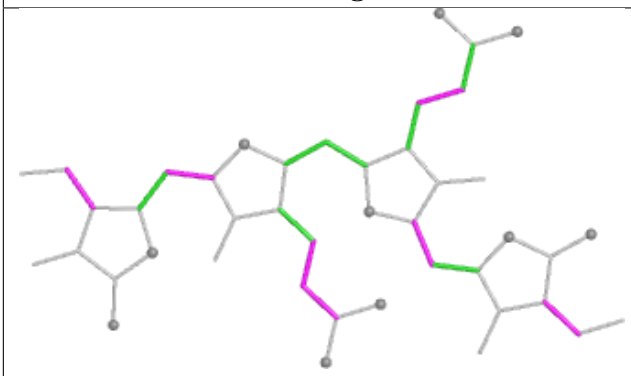

Torsions

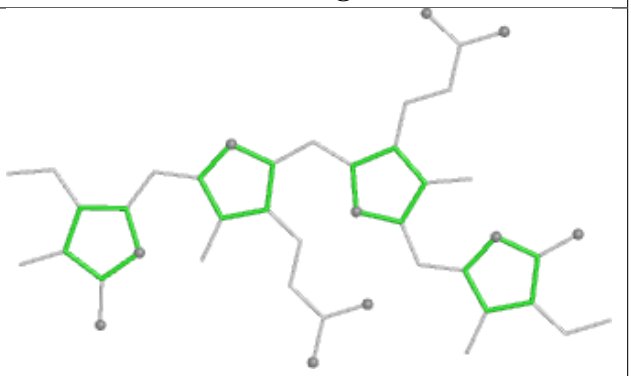

Rings

Ligand CYC iI 201

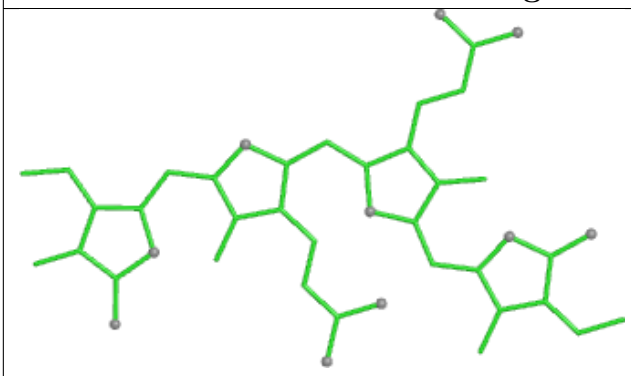

Bond lengths

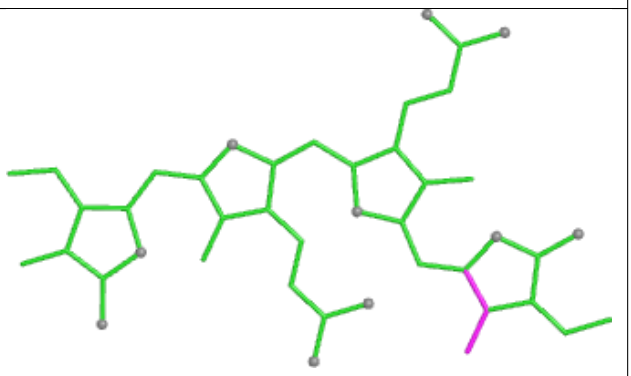

Bond angles

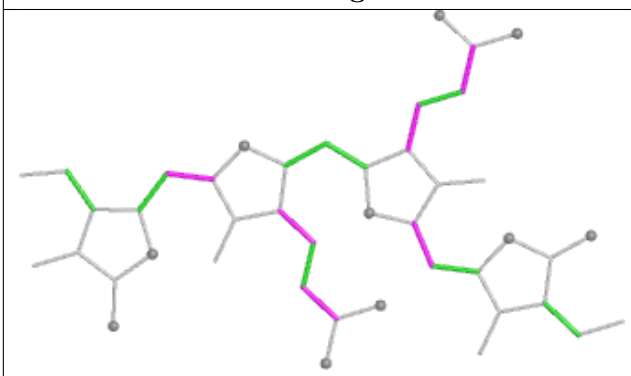

Torsions

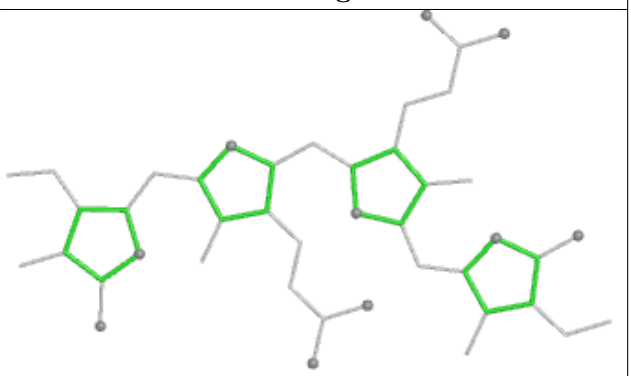

Rings

Ligand CLA BE 614

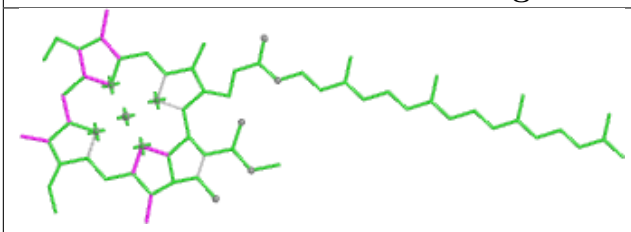

Bond lengths

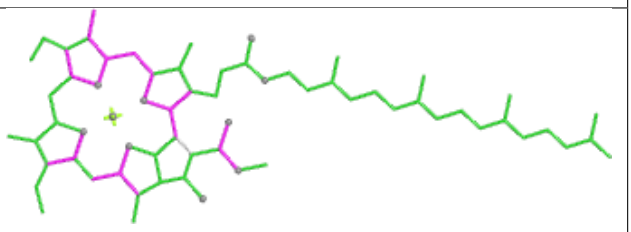

Bond angles

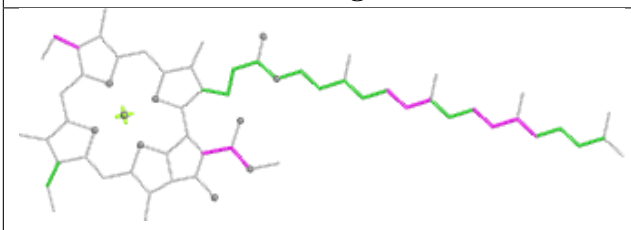

Torsions

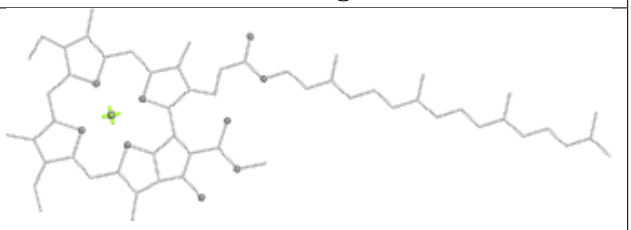

Rings

Ligand CYC b8 201

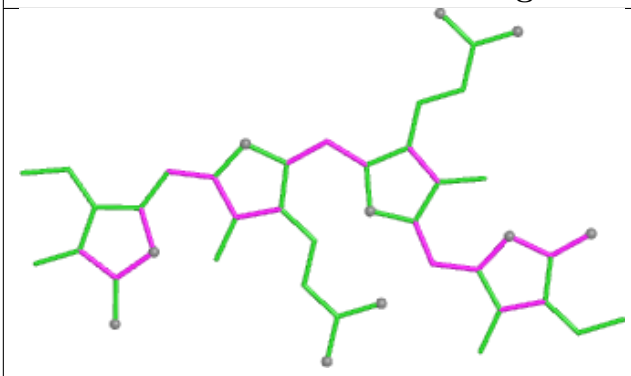

Bond lengths

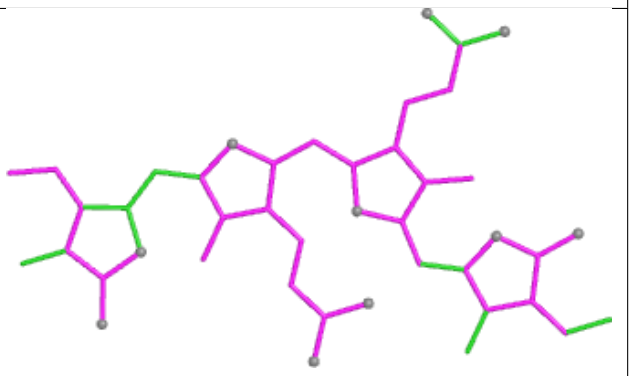

Bond angles

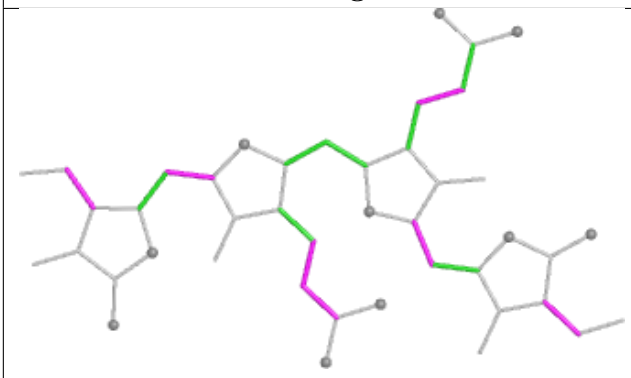

Torsions

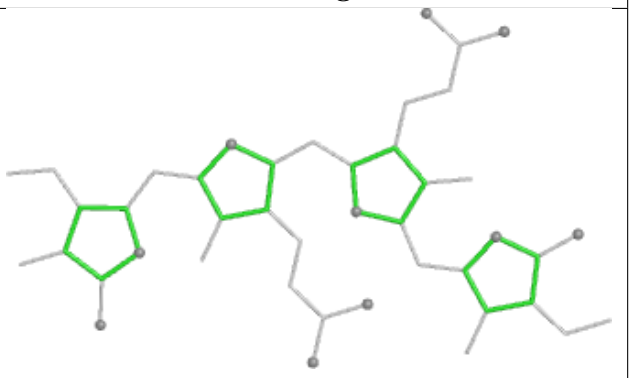

Rings

Ligand CYC 4G 201

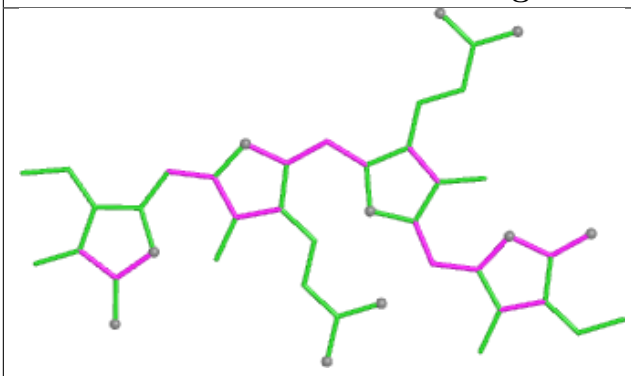

Bond lengths

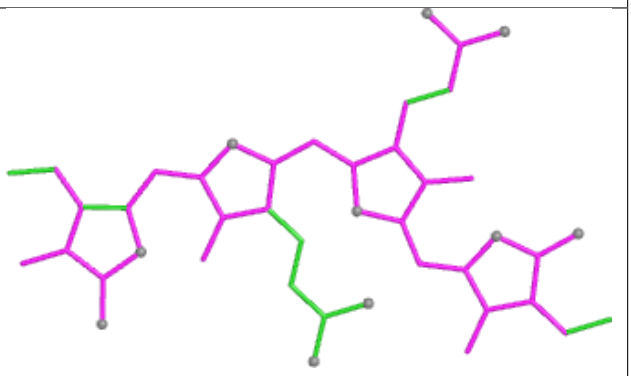

Bond angles

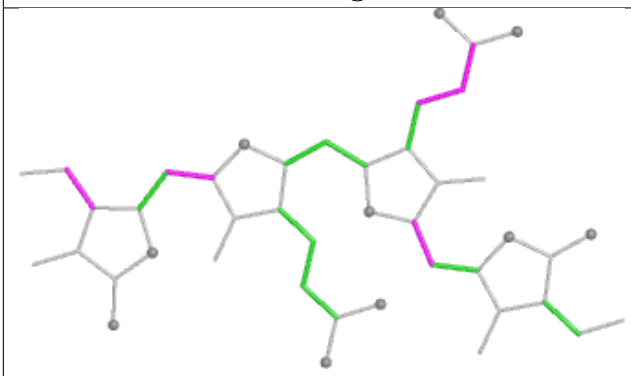

Torsions

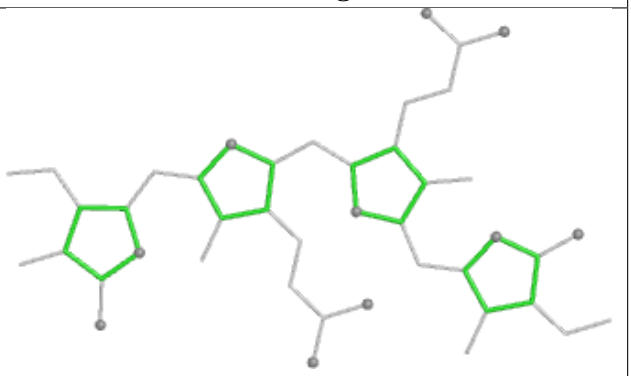

Rings

Ligand CLA B1 611

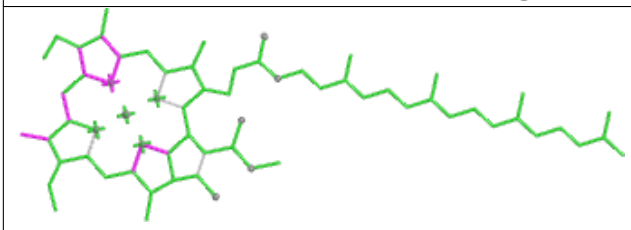

Bond lengths

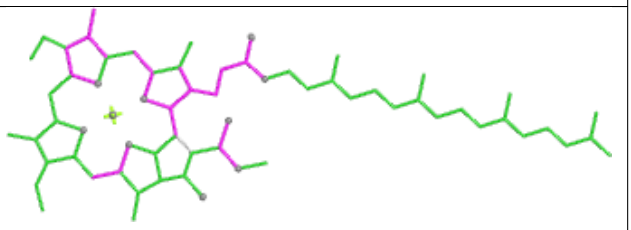

Bond angles

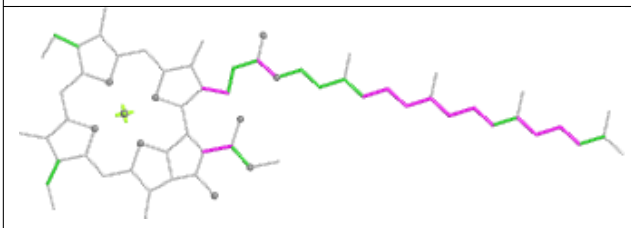

Torsions

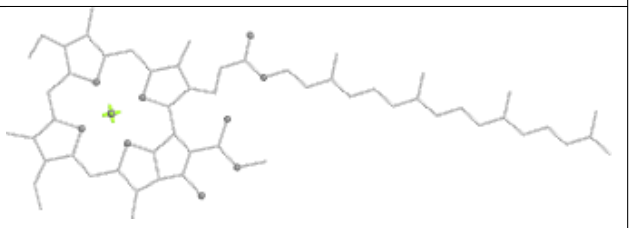

Rings

Ligand CLA cE 514

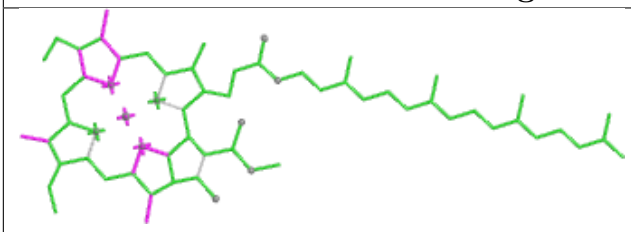

Bond lengths

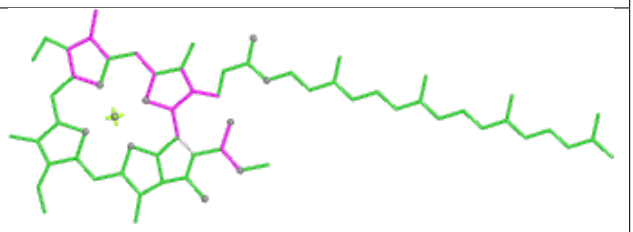

Bond angles

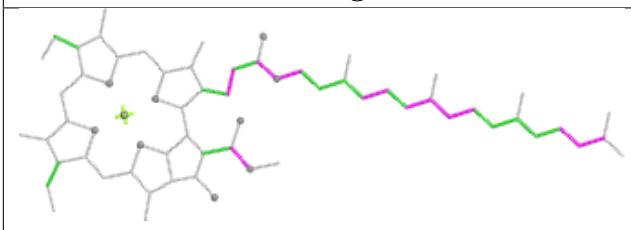

Torsions

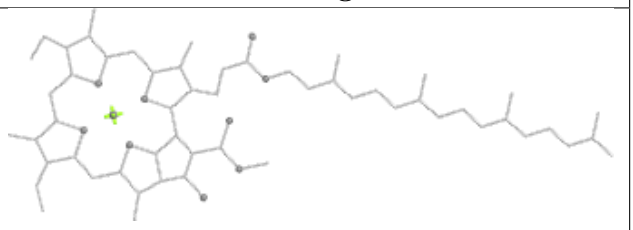

Rings

Ligand DGD cE 517

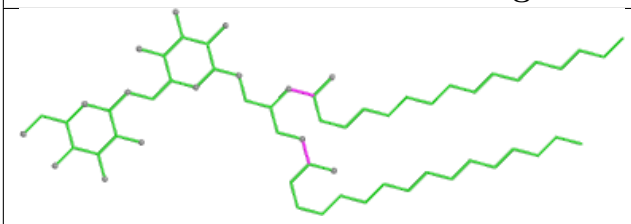

Bond lengths

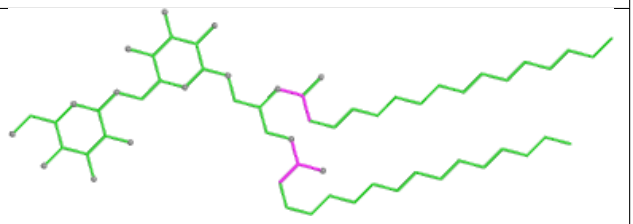

Bond angles

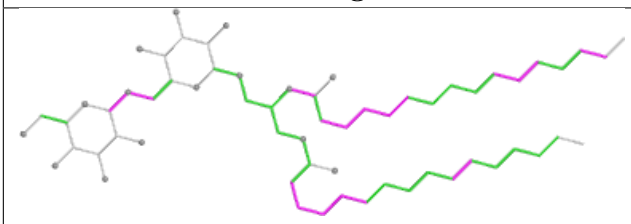

Torsions

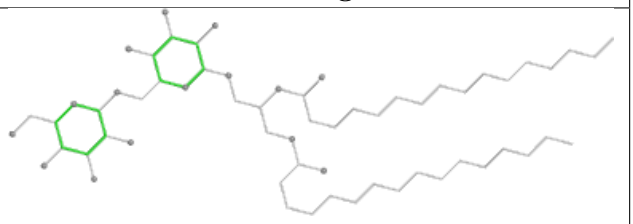

Rings

Ligand LMT dD 412



Bond lengths



Bond angles



Torsions

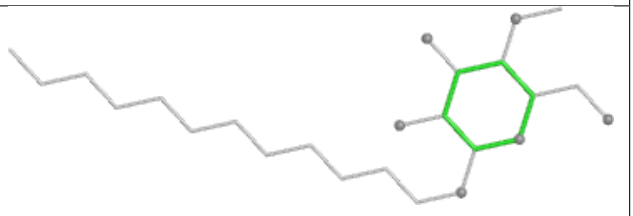

Rings

Ligand PHO DD 401

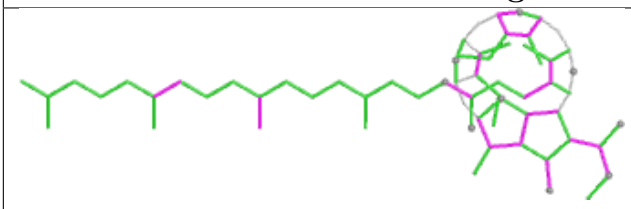

Bond lengths

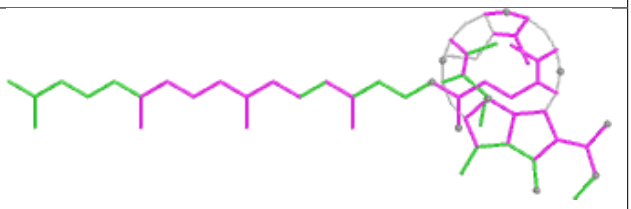

Bond angles

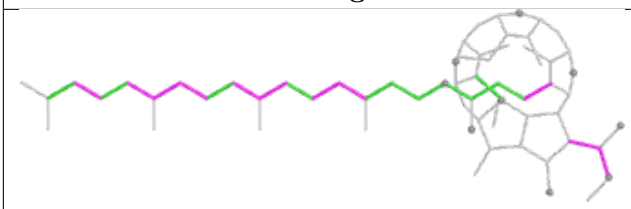

Torsions

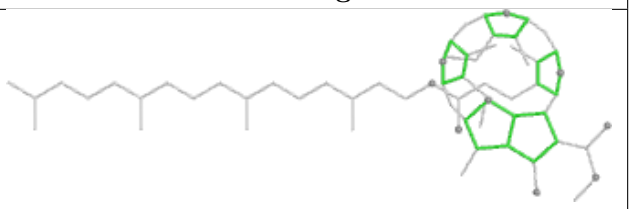

Rings

Ligand PHO A1 412

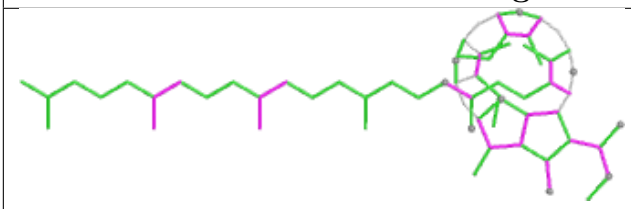

Bond lengths

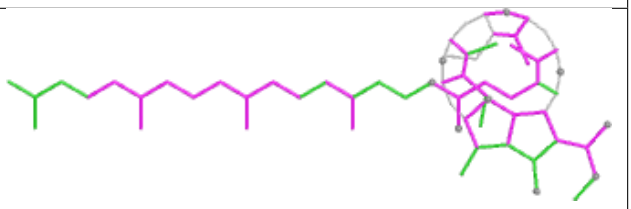

Bond angles

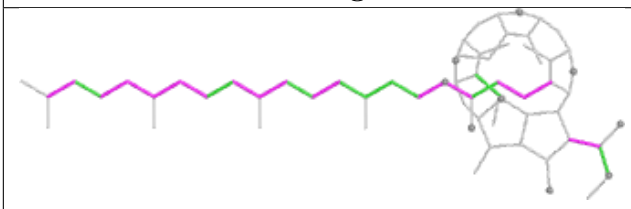

Torsions

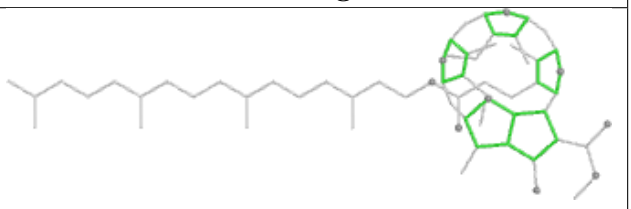

Rings

Ligand CYC hK 201

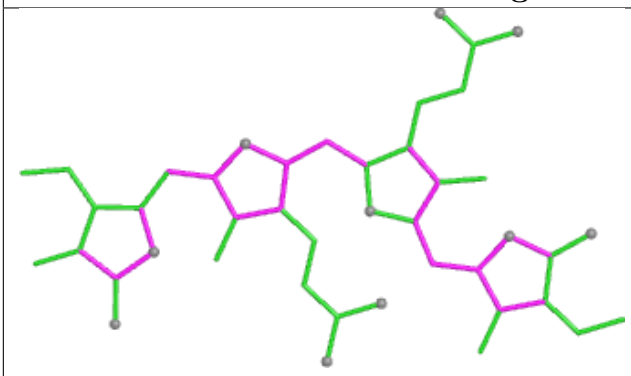

Bond lengths

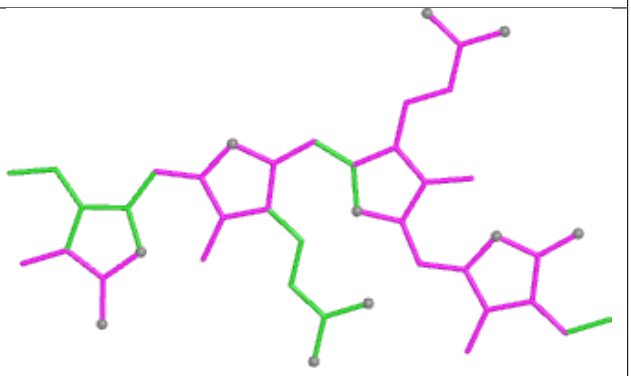

Bond angles

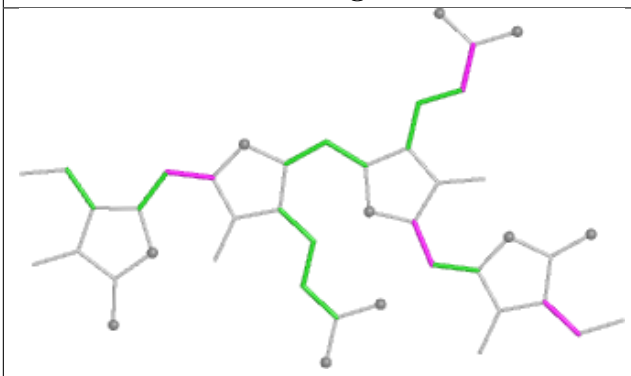

Torsions

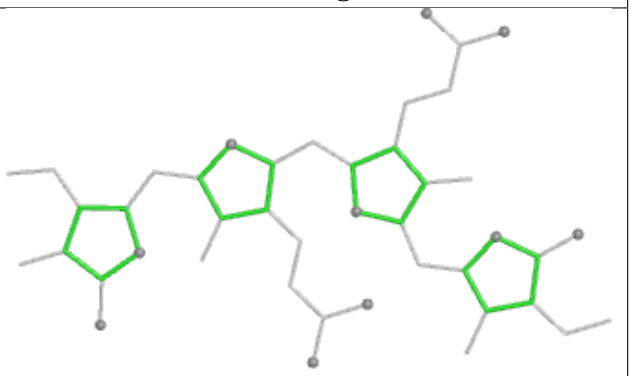

Rings

Ligand CLA C1 512

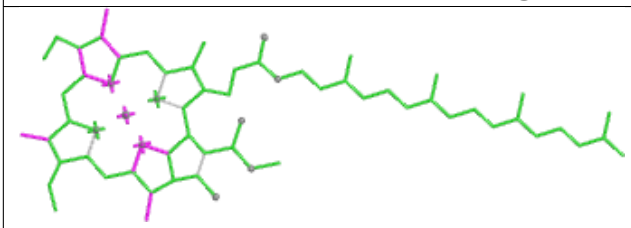

Bond lengths

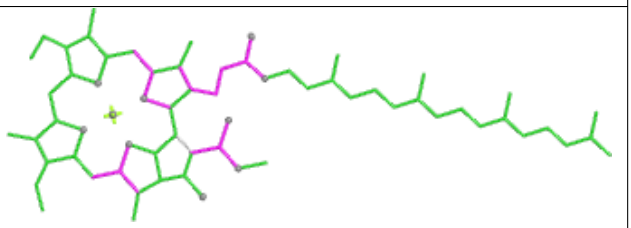

Bond angles

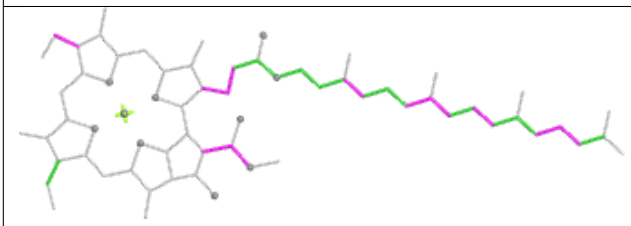

Torsions

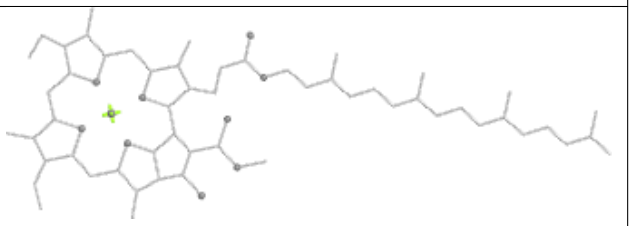

Rings

Ligand DGD CD 518

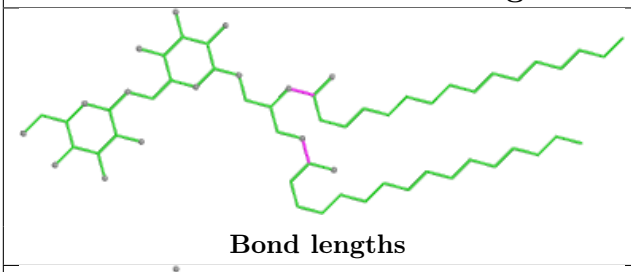

Bond lengths

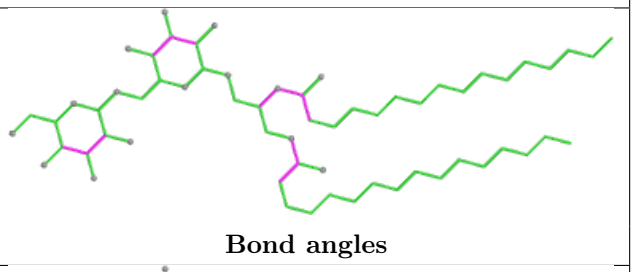

Bond angles

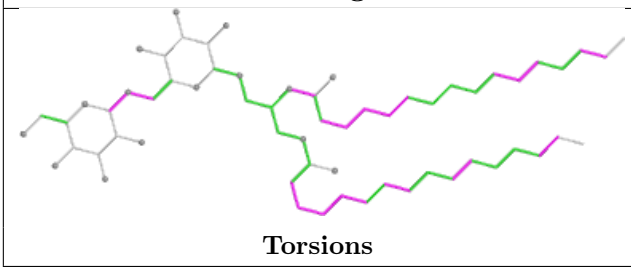

Torsions

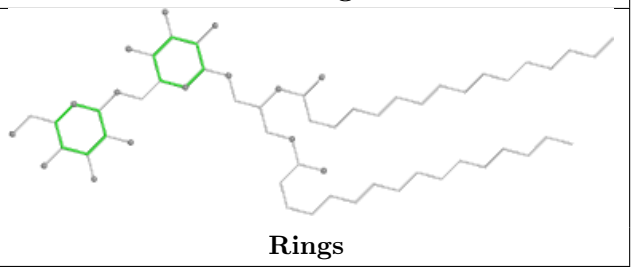

Rings

Ligand CYC e6 202

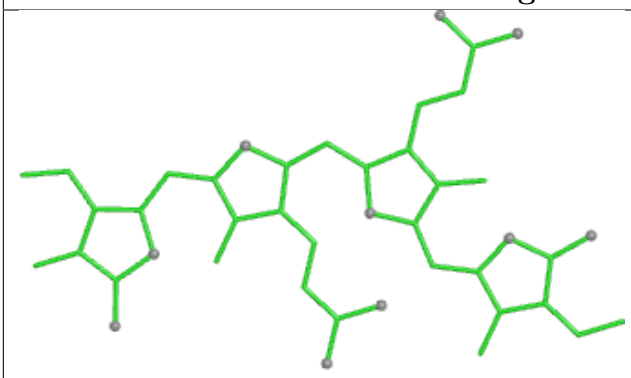

Bond lengths

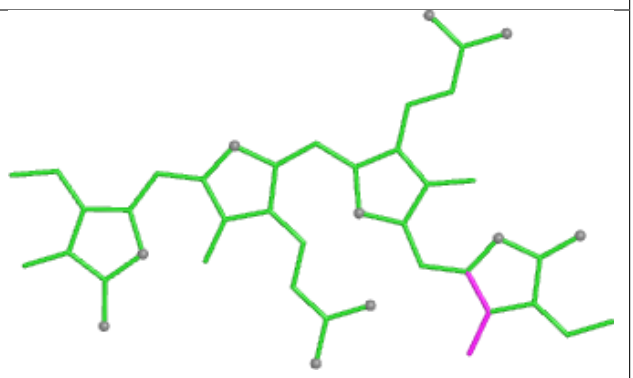

Bond angles

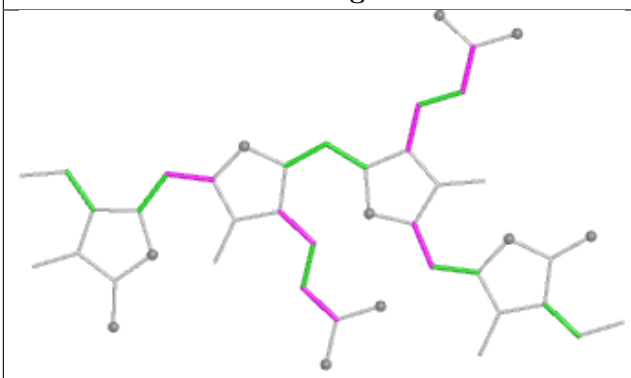

Torsions

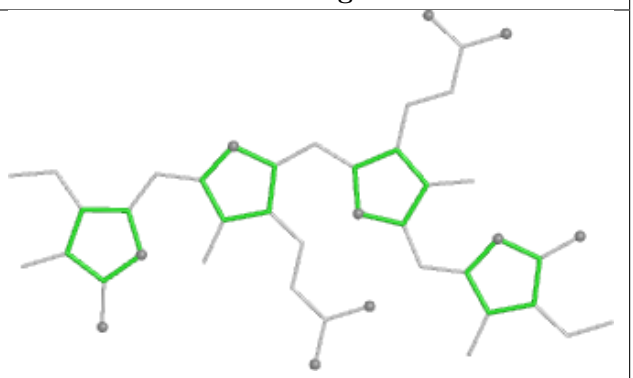

Rings

Ligand CYC j5 202

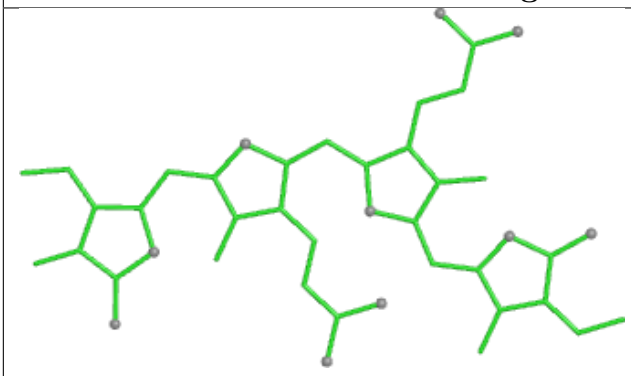

Bond lengths

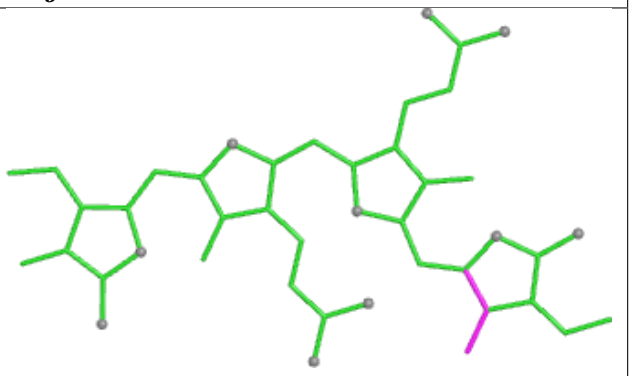

Bond angles

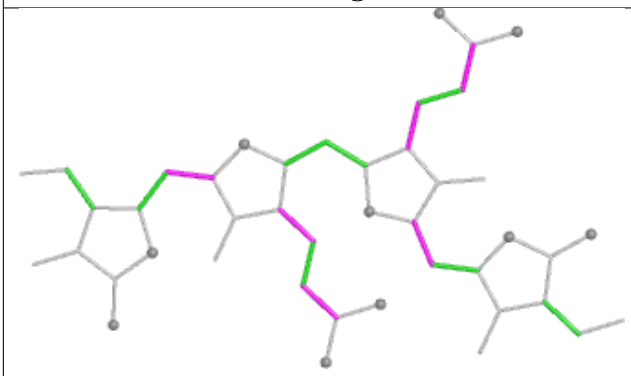

Torsions

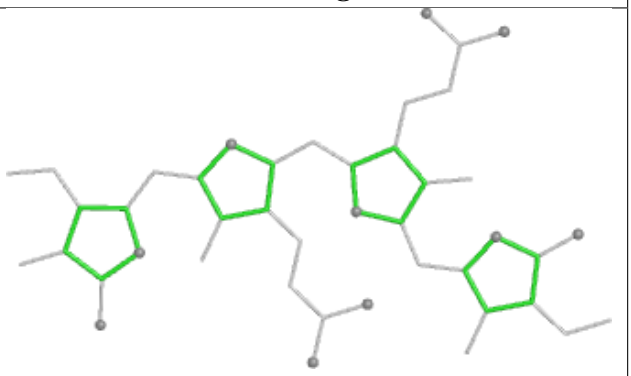

Rings

Ligand CLA x1 101

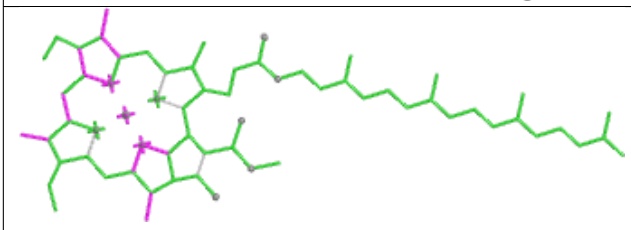

Bond lengths

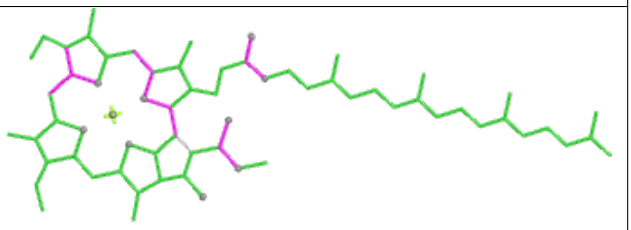

Bond angles

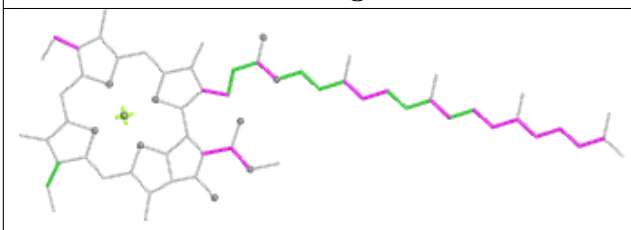

Torsions

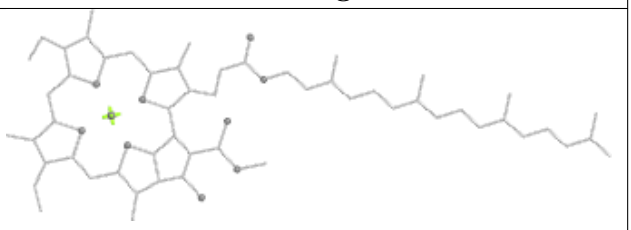

Rings

Ligand CYC IF 201

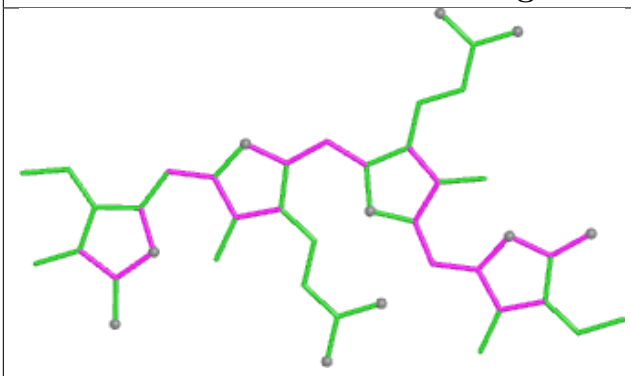

Bond lengths

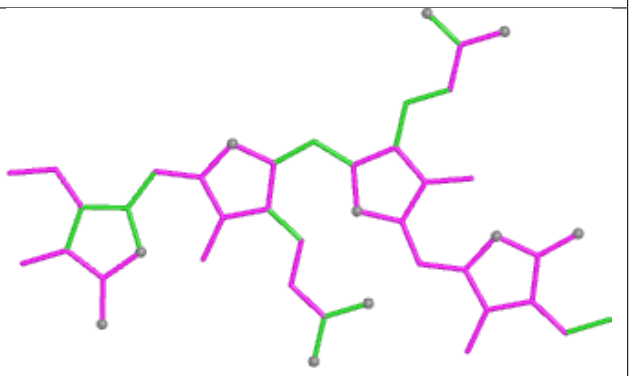

Bond angles

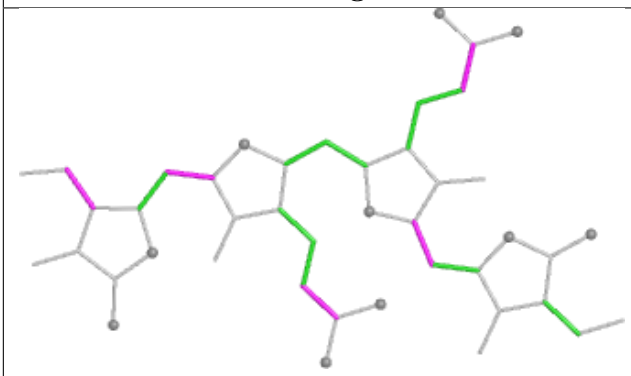

Torsions

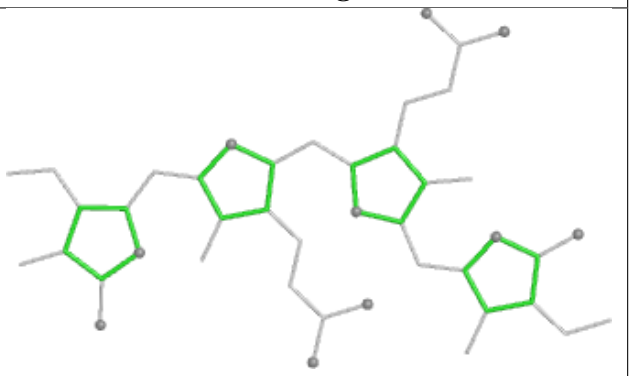

Rings

Ligand SQD hE 103

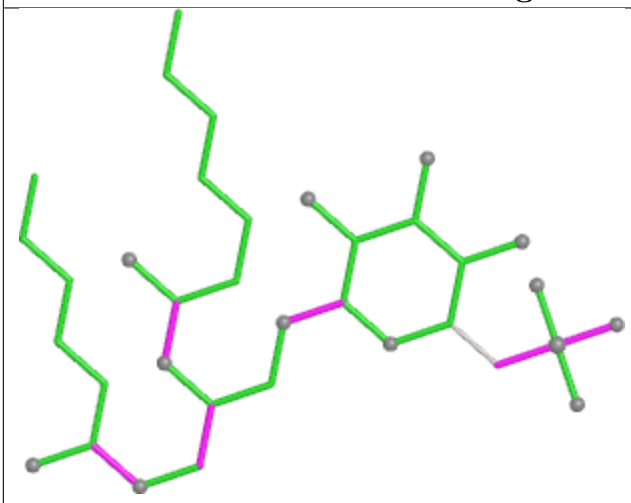

Bond lengths

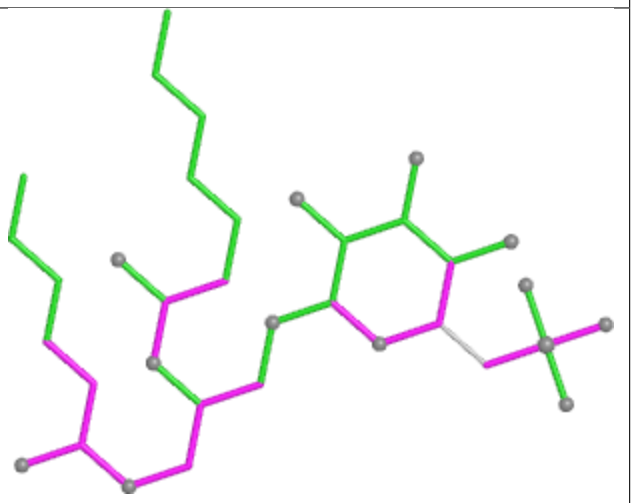

Bond angles

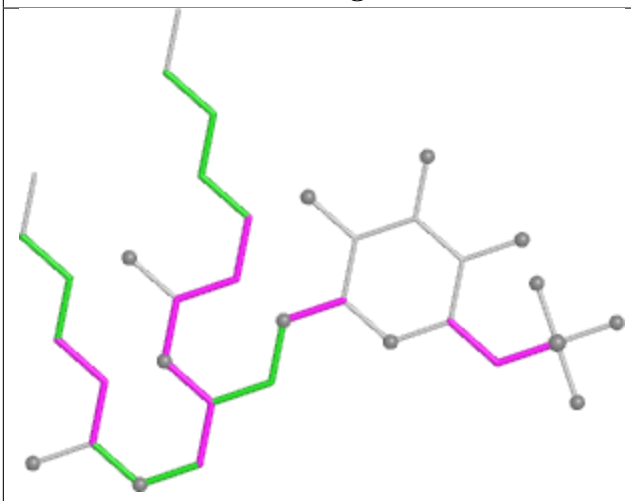

Torsions

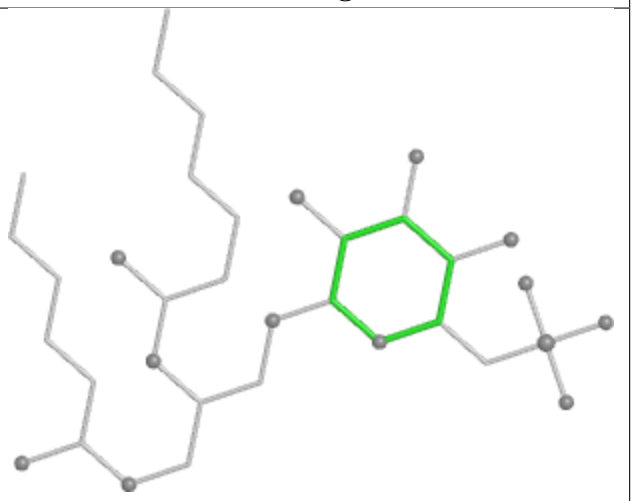

Rings

Ligand CYC jI 202

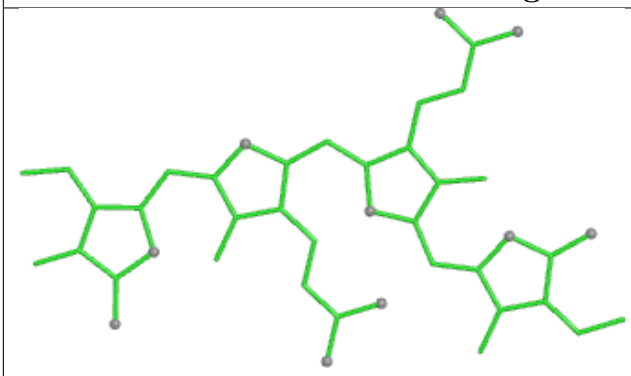

Bond lengths

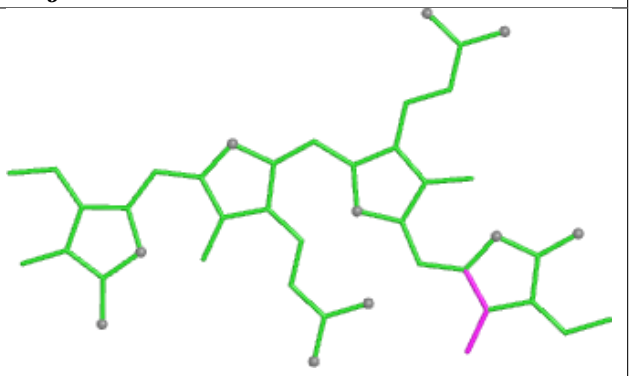

Bond angles

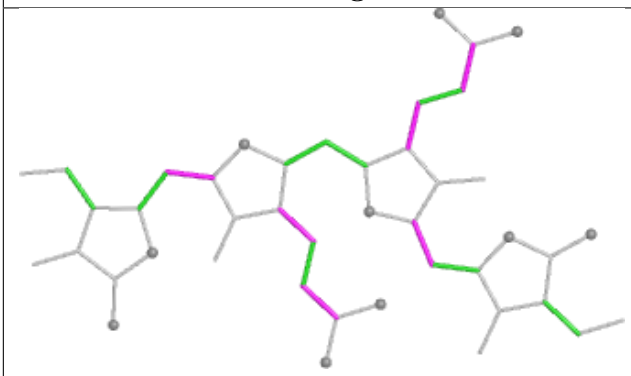

Torsions

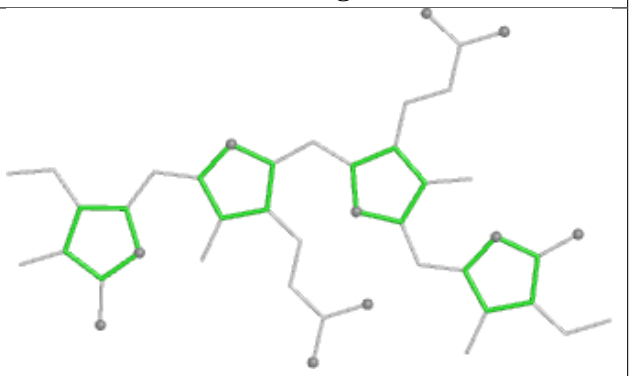

Rings

Ligand CYC g5 202

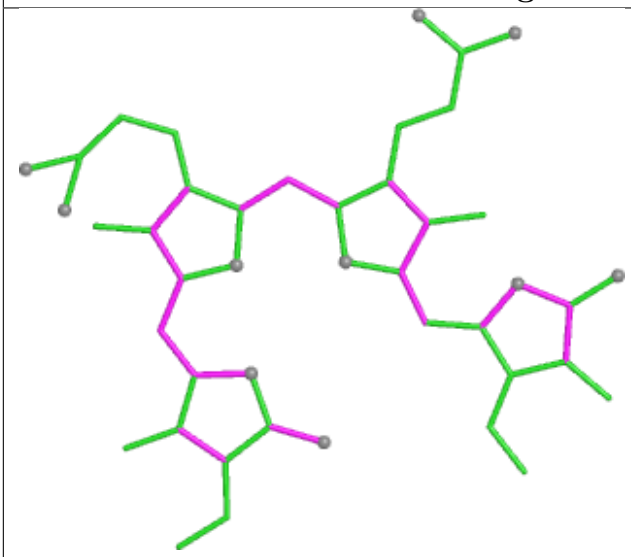

Bond lengths

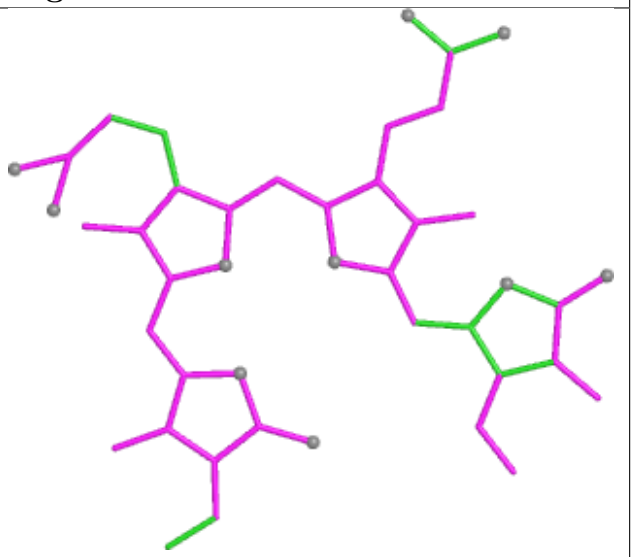

Bond angles

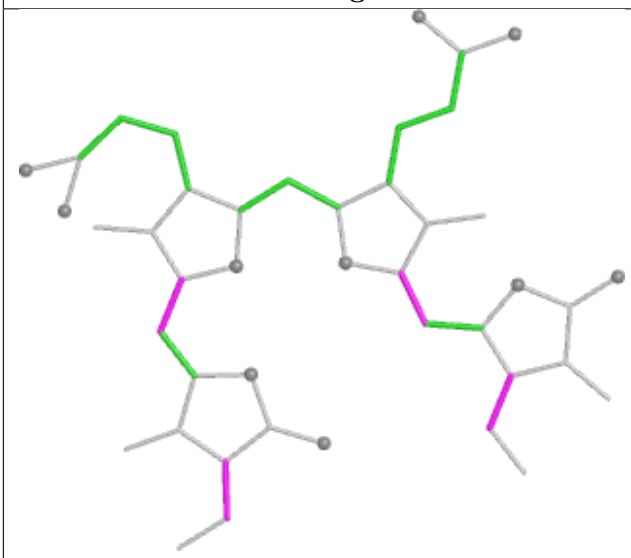

Torsions

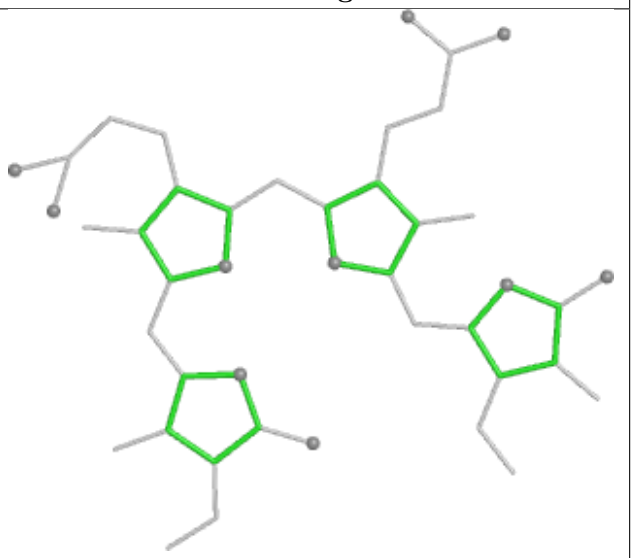

Rings

Ligand CLA cD 507

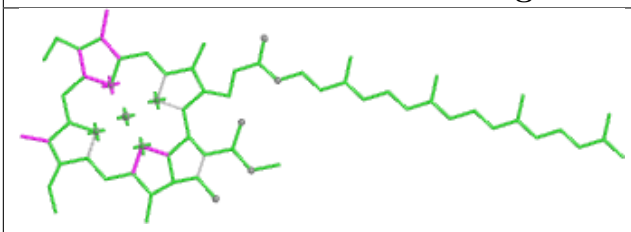

Bond lengths

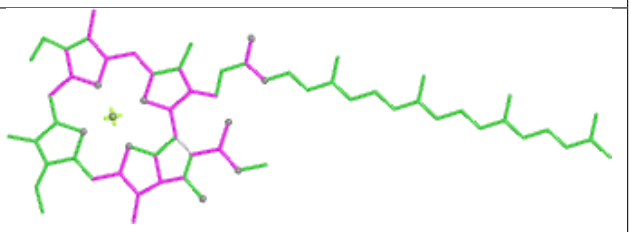

Bond angles

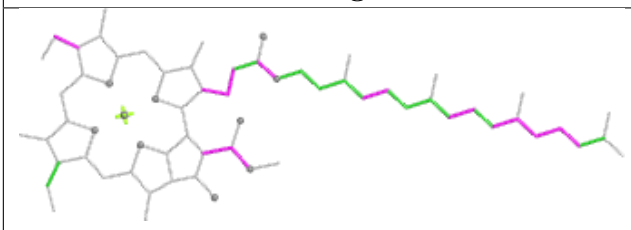

Torsions

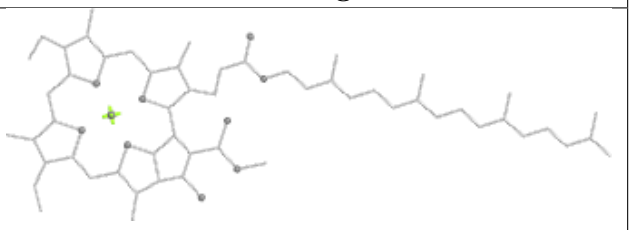

Rings

Ligand BCR bD 617



Bond lengths

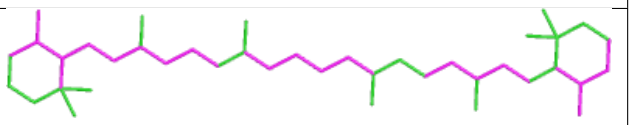

Bond angles

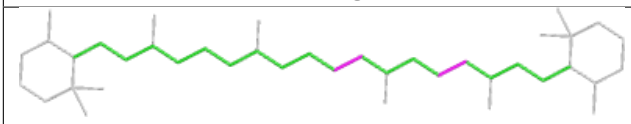

Torsions

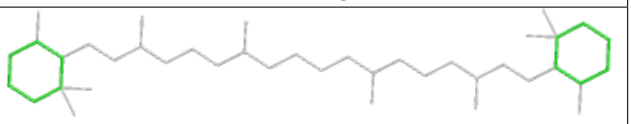

Rings

Ligand CYC e5 201

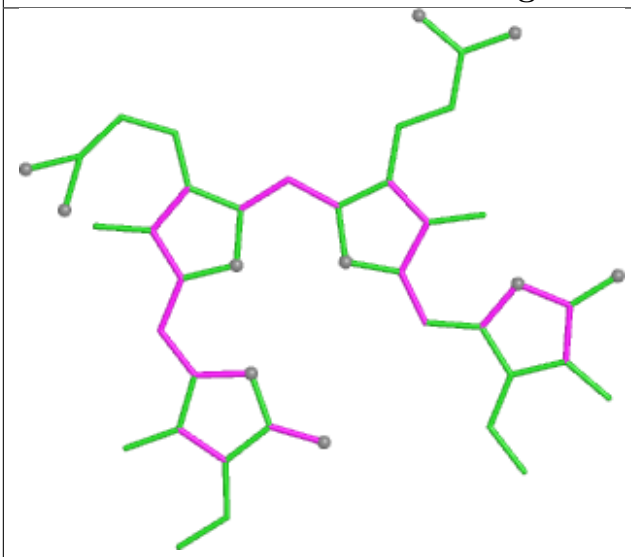

Bond lengths

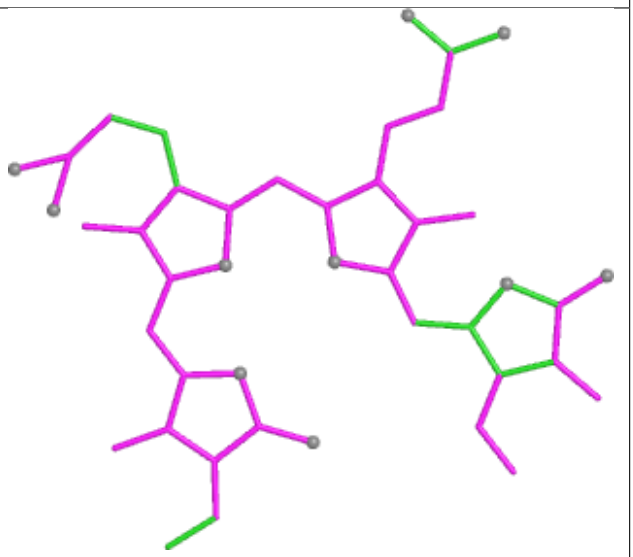

Bond angles

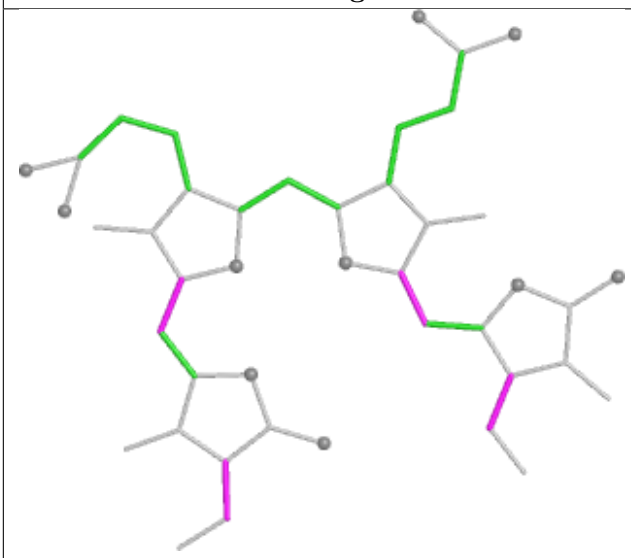

Torsions

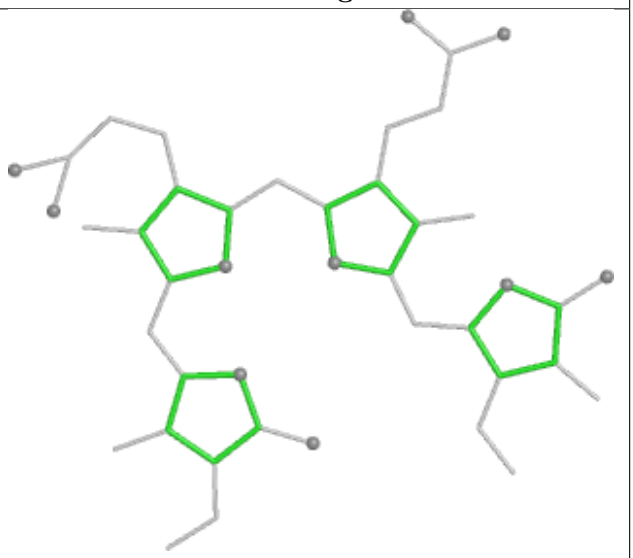

Rings

Ligand PHO aE 412

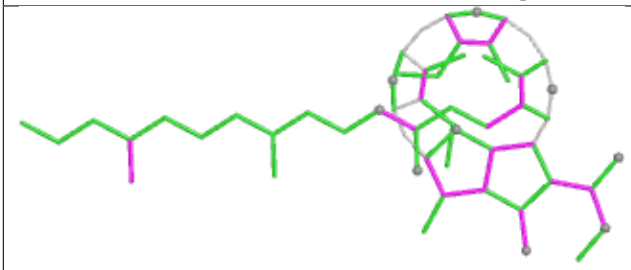

Bond lengths

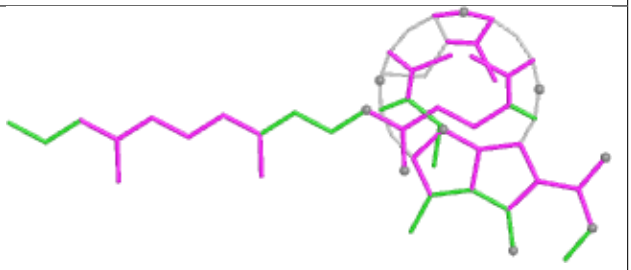

Bond angles

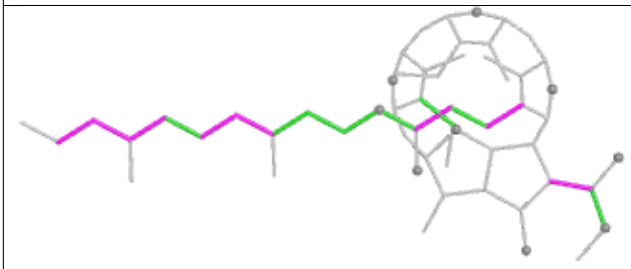

Torsions

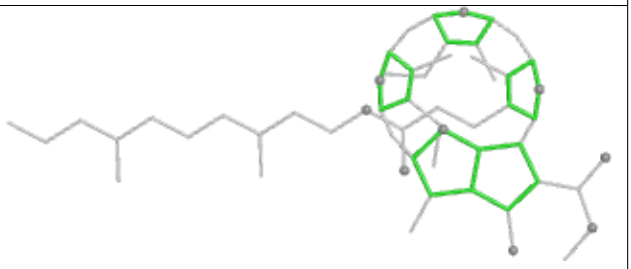

Rings

Ligand CYC b5 201

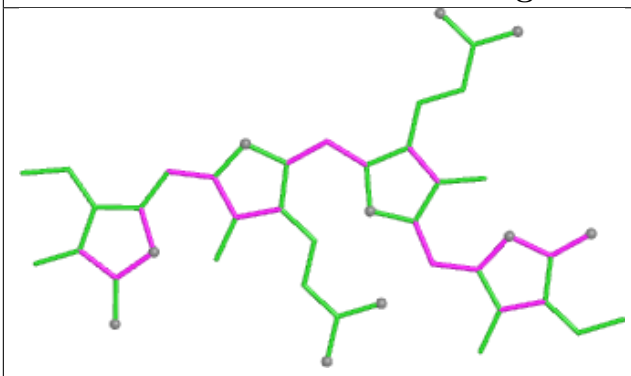

Bond lengths

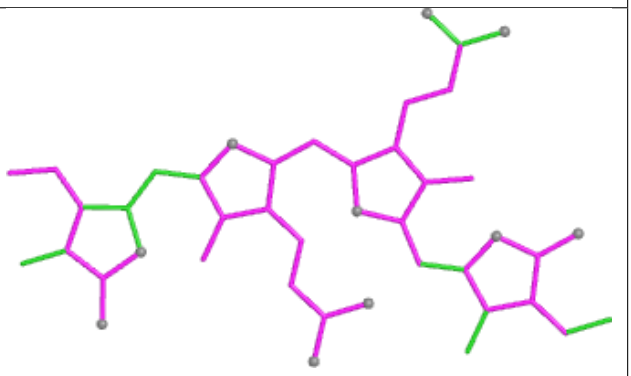

Bond angles

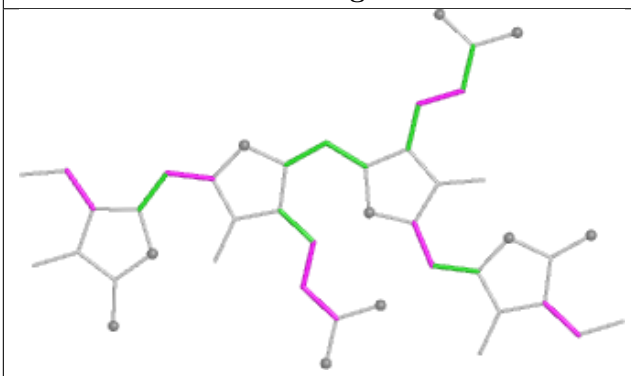

Torsions

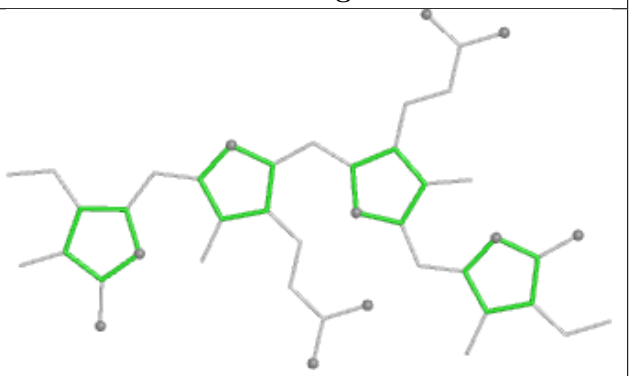

Rings

Ligand LMG dE 411

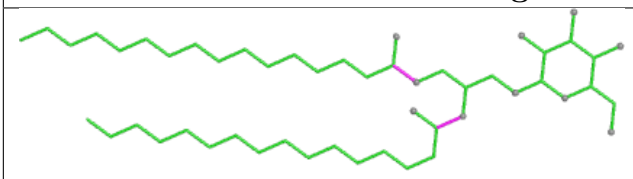

Bond lengths

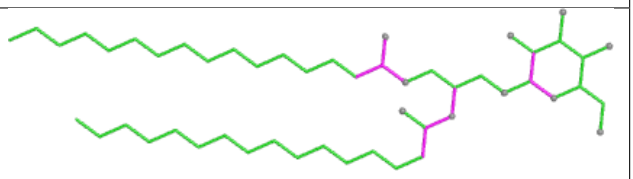

Bond angles

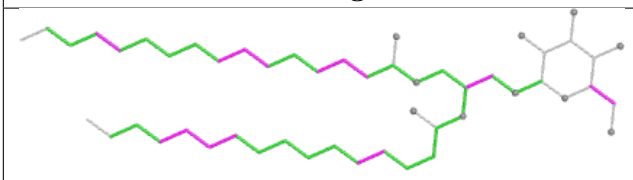

Torsions

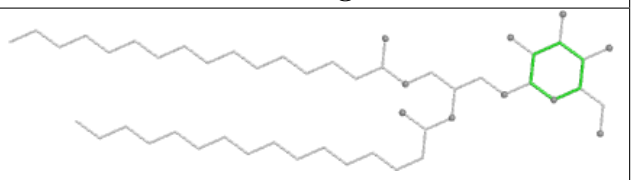

Rings

Ligand CYC hA 201

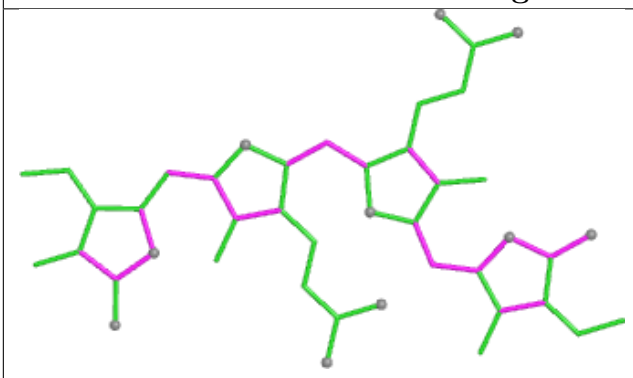

Bond lengths

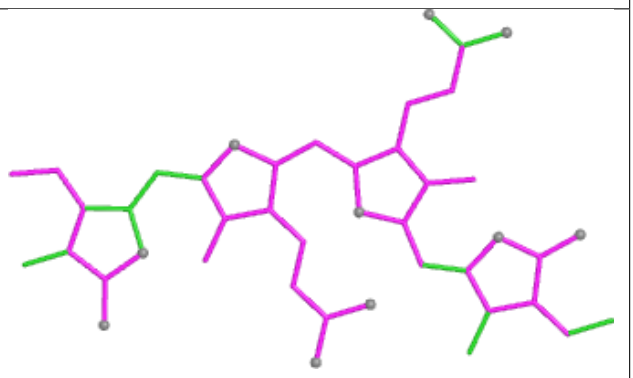

Bond angles

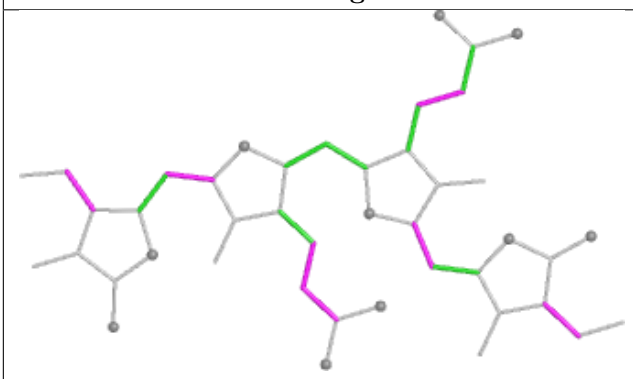

Torsions

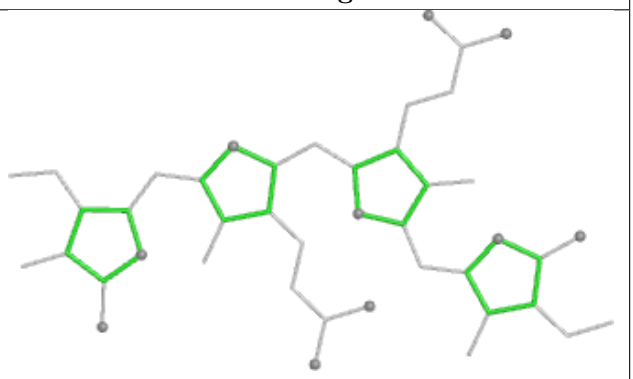

Rings

Ligand LMG TD 101

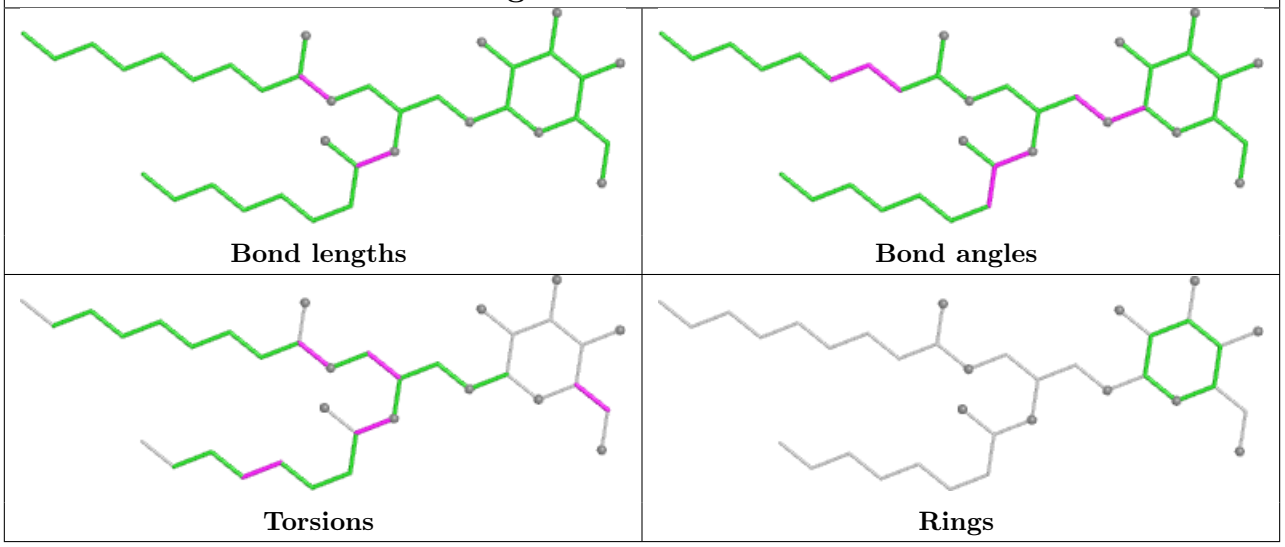

Ligand LHG dD 409

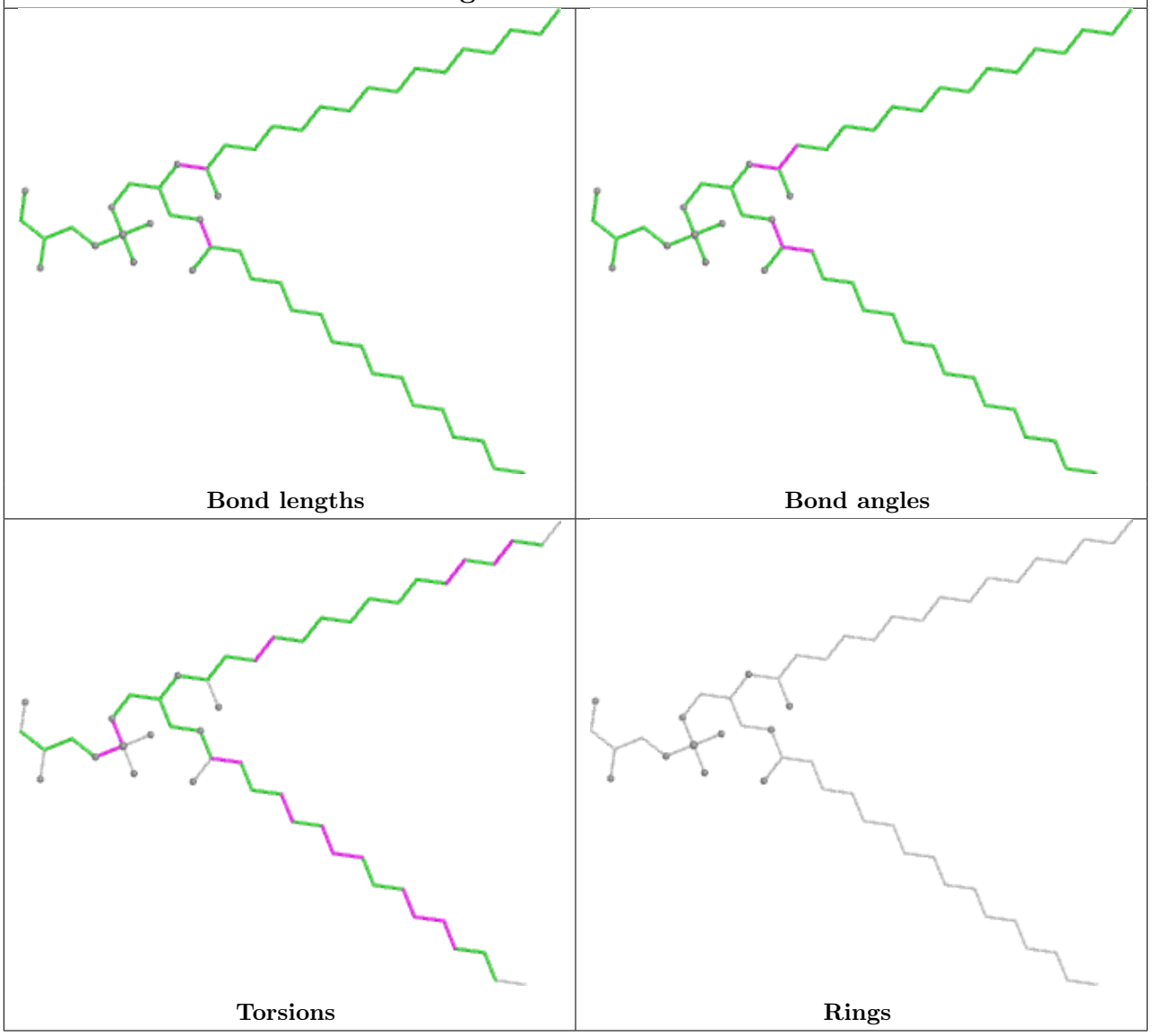

Ligand PHO d1 402

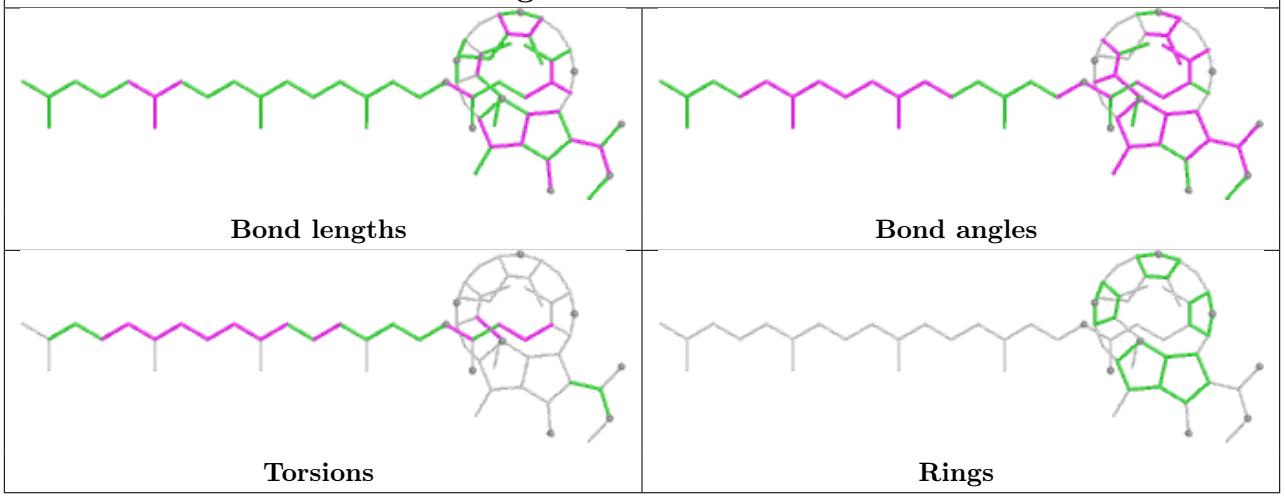

Ligand CYC e8 201

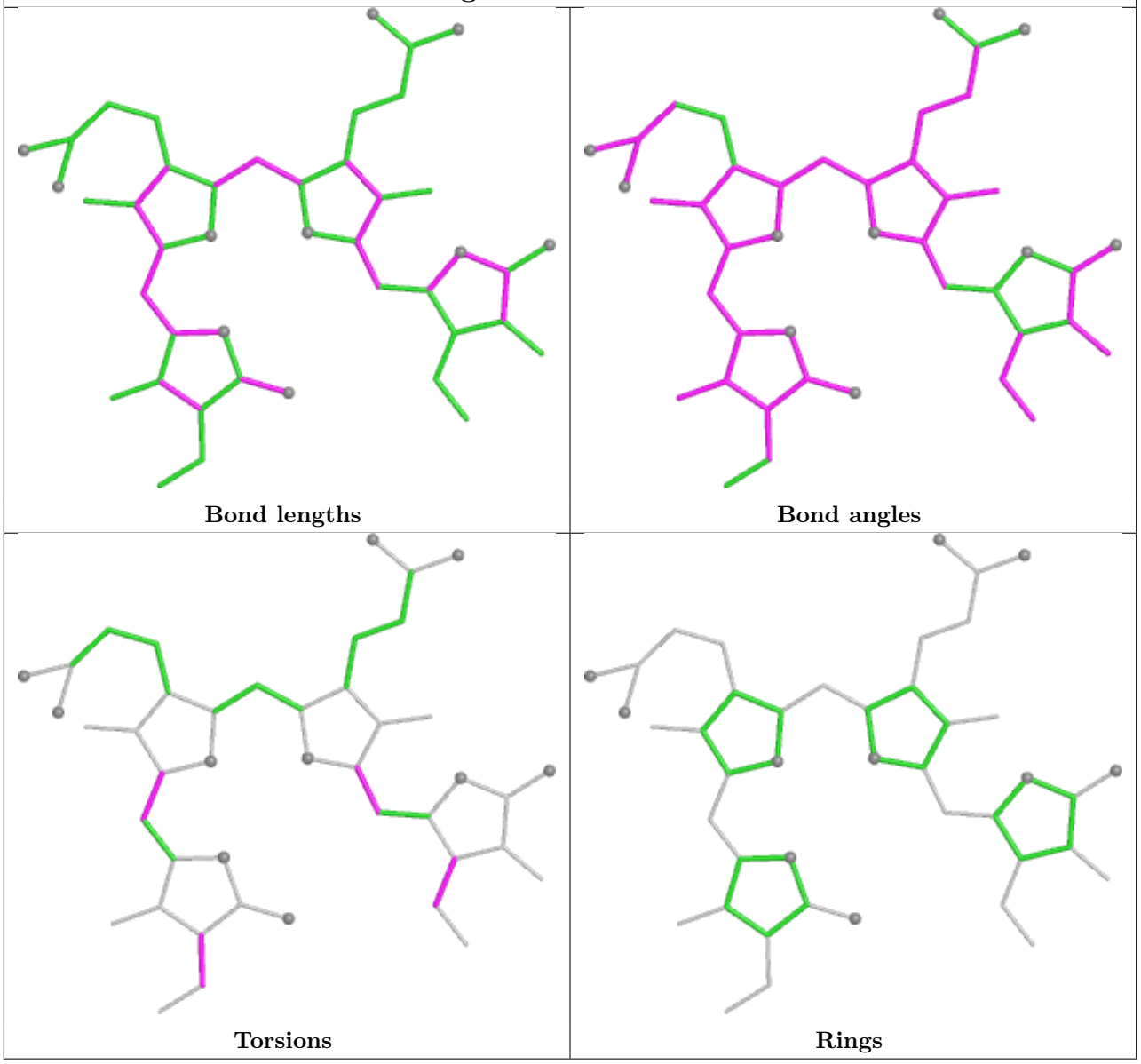

Ligand HEM V1 201

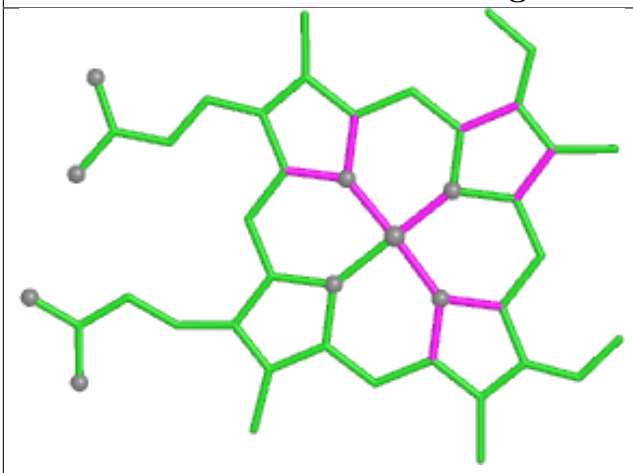

Bond lengths

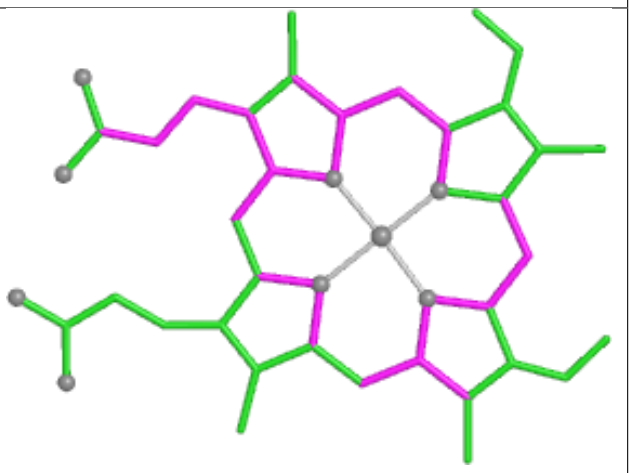

Bond angles

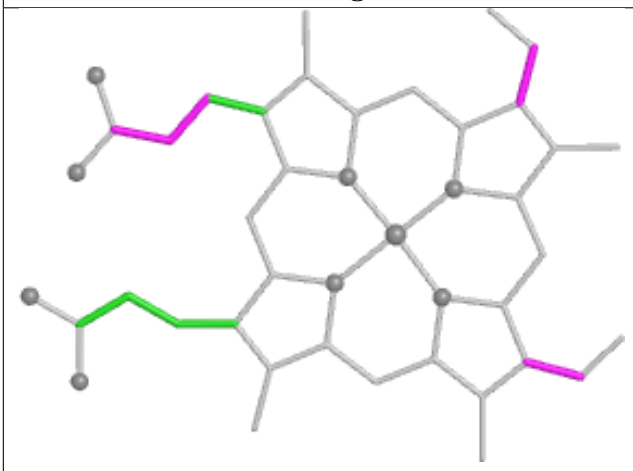

Torsions

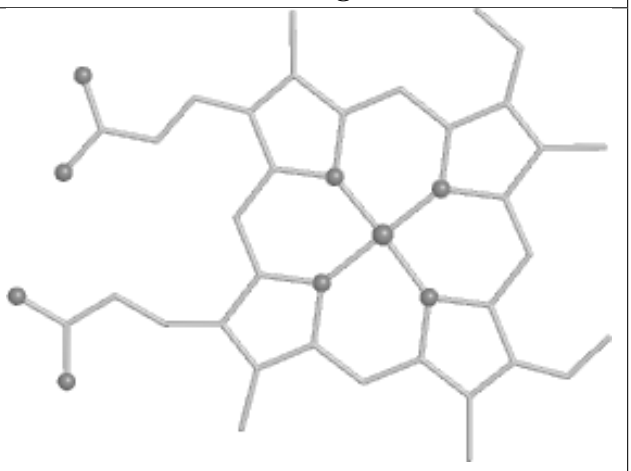

Rings

Ligand LMT dE 404



Bond lengths



Bond angles

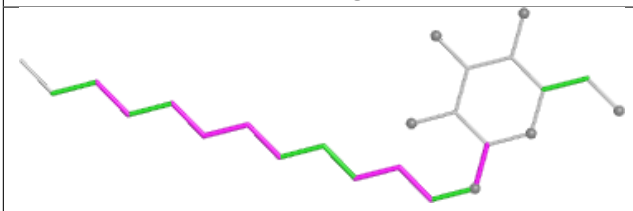

Torsions

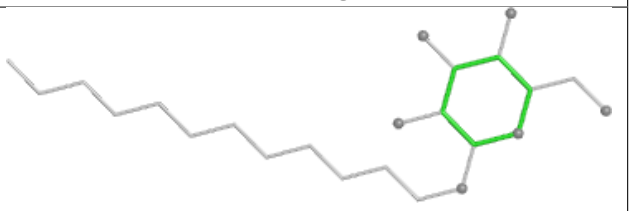

Rings

Ligand CLA C1 509	
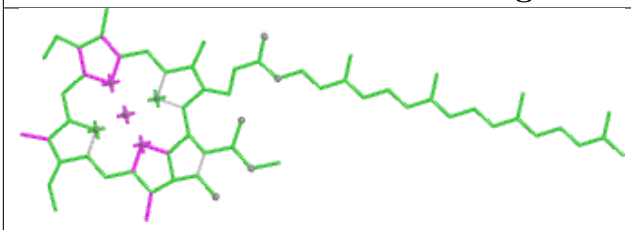	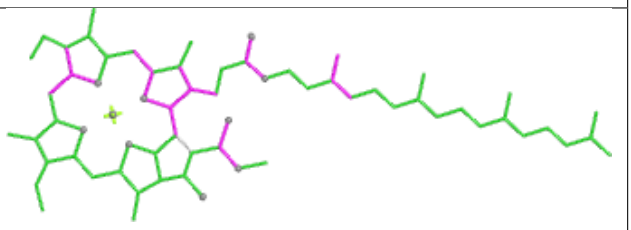
Bond lengths	Bond angles
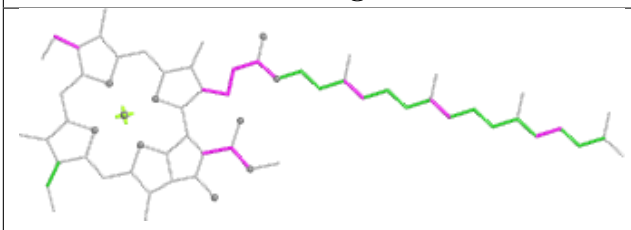	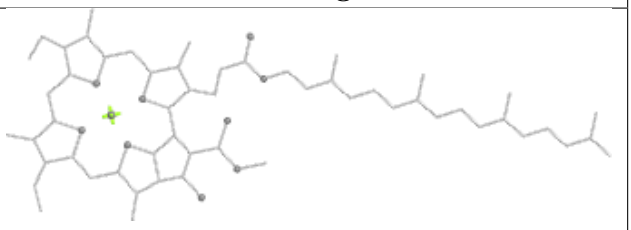
Torsions	Rings

Ligand CLA dE 405	
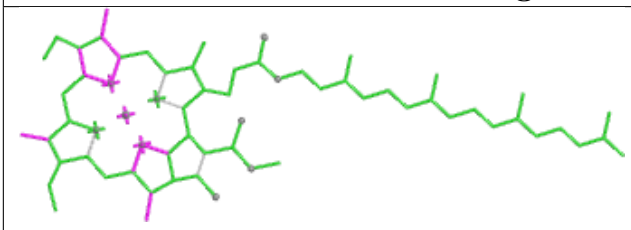	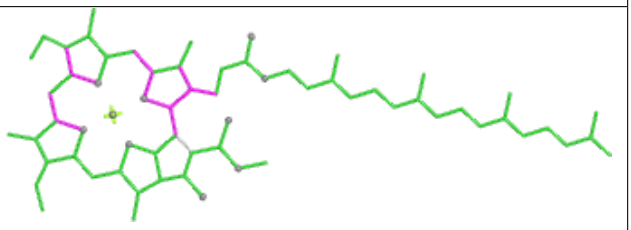
Bond lengths	Bond angles
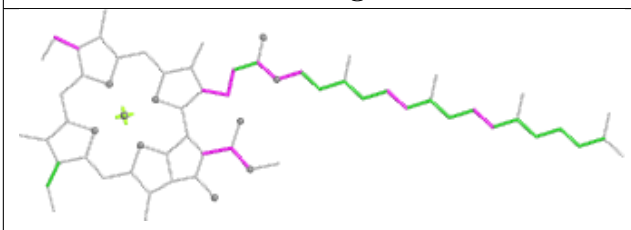	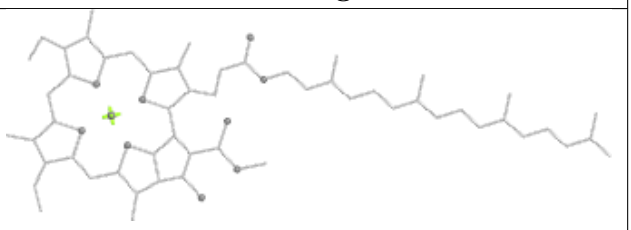
Torsions	Rings

Ligand CYC i2 201

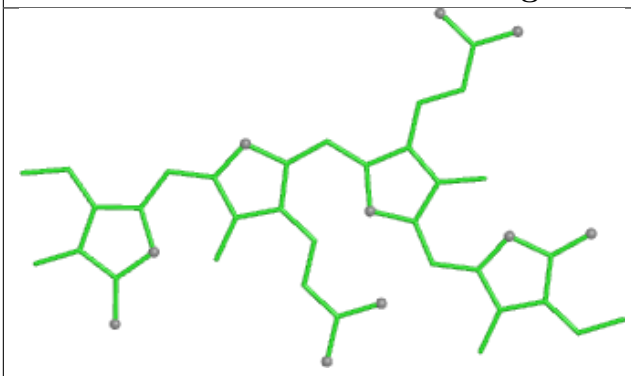

Bond lengths

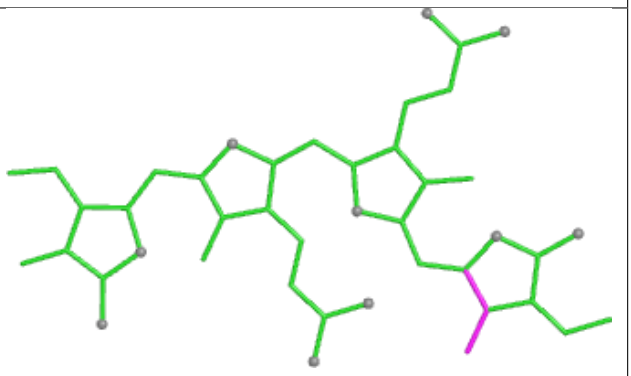

Bond angles

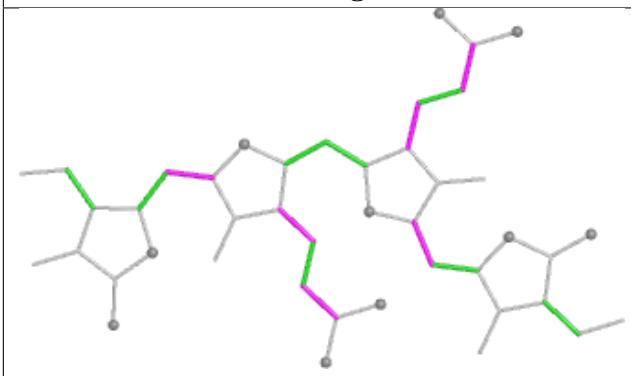

Torsions

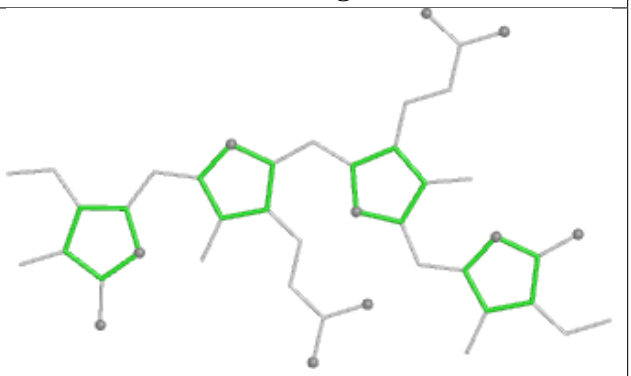

Rings

Ligand CYC kC 201

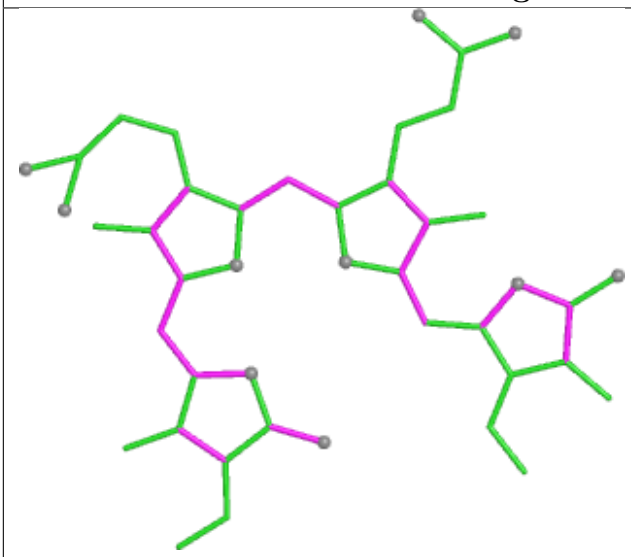

Bond lengths

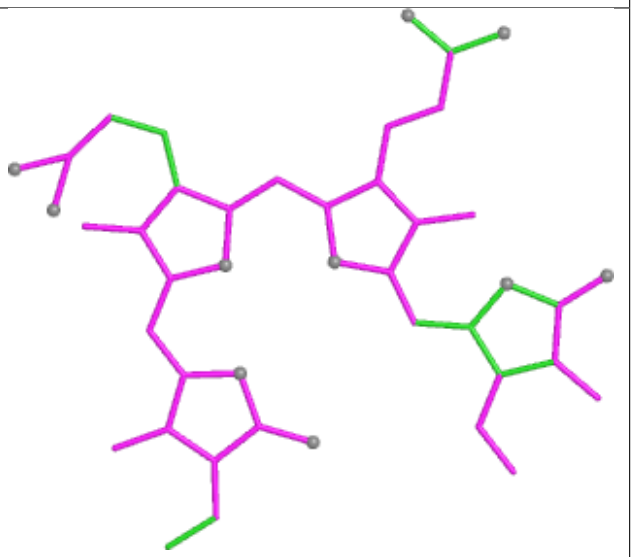

Bond angles

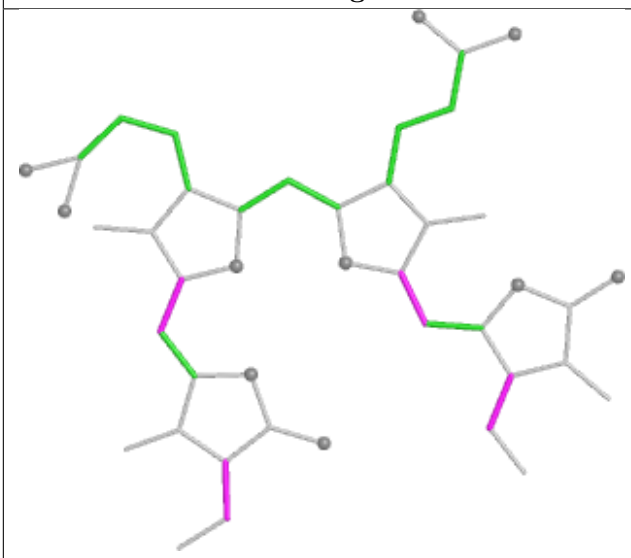

Torsions

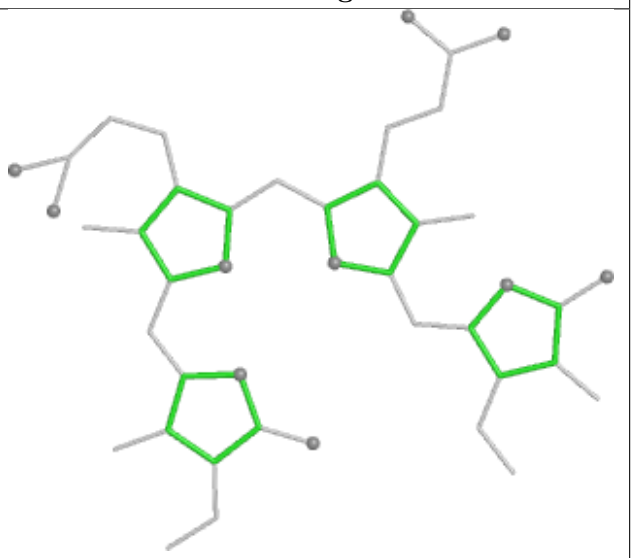

Rings

Ligand CYC hH 201

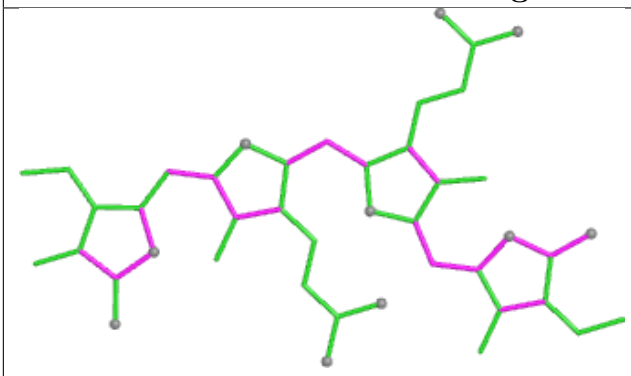

Bond lengths

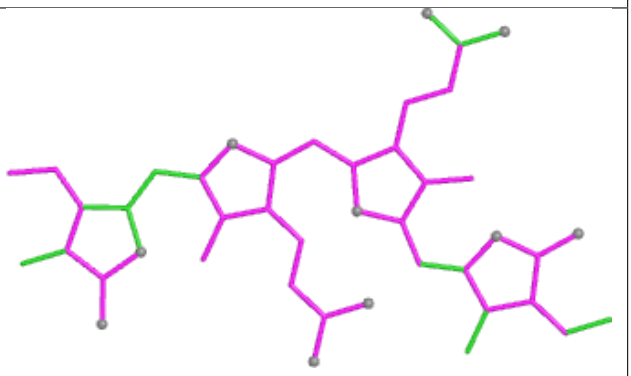

Bond angles

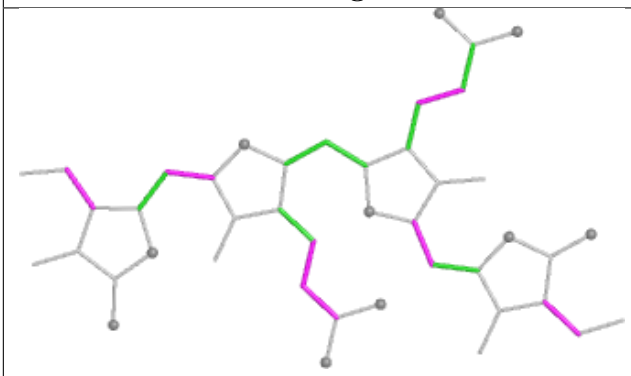

Torsions

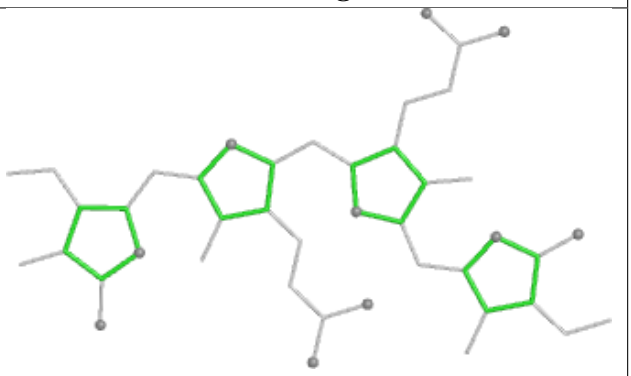

Rings

Ligand CYC cI 202

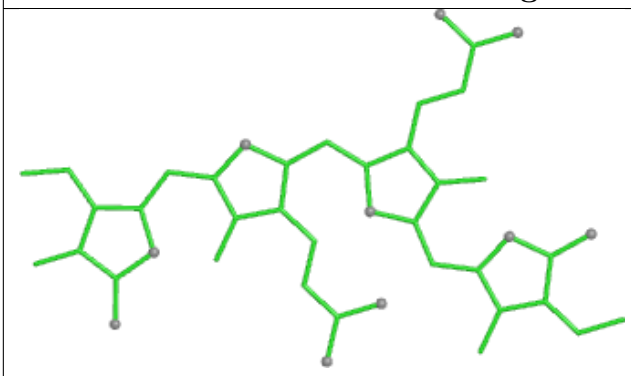

Bond lengths

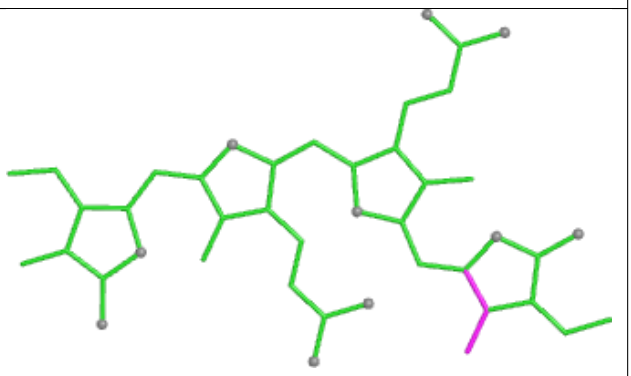

Bond angles

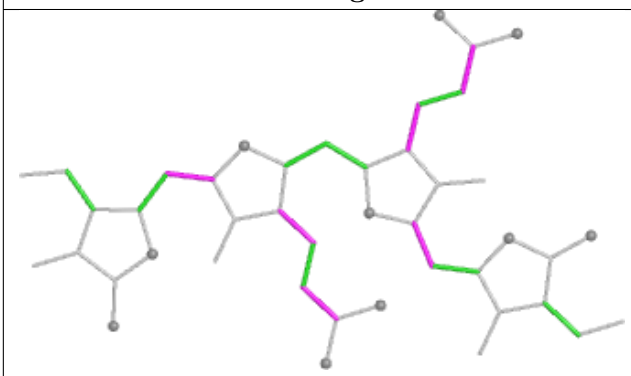

Torsions

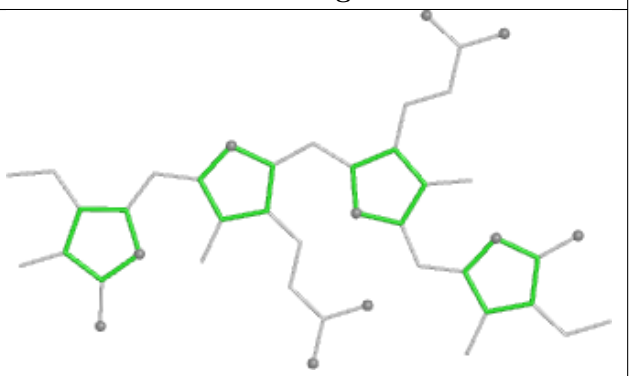

Rings

Ligand LMG jD 102

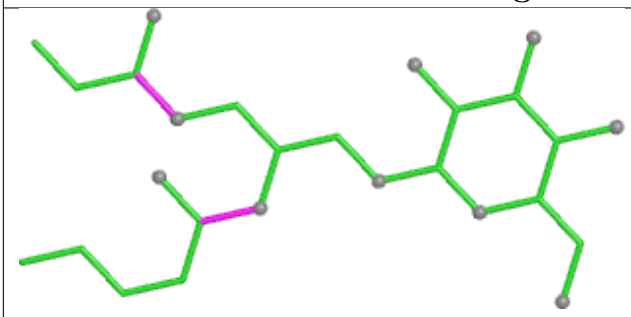

Bond lengths

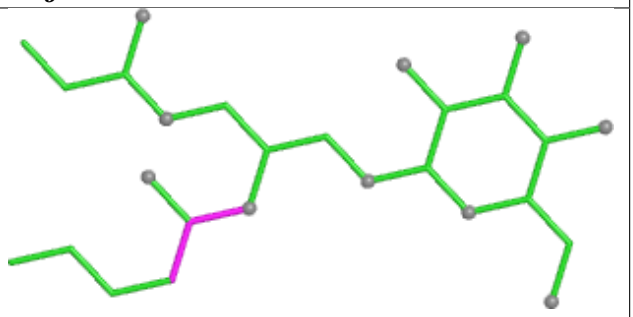

Bond angles

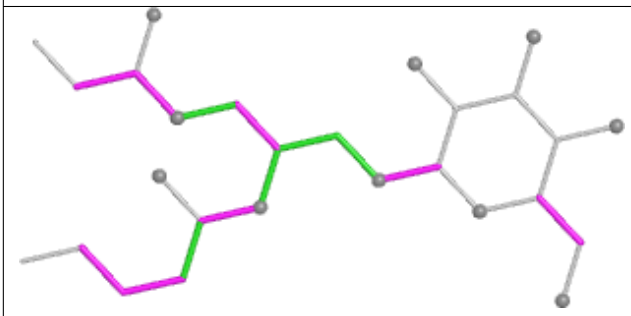

Torsions

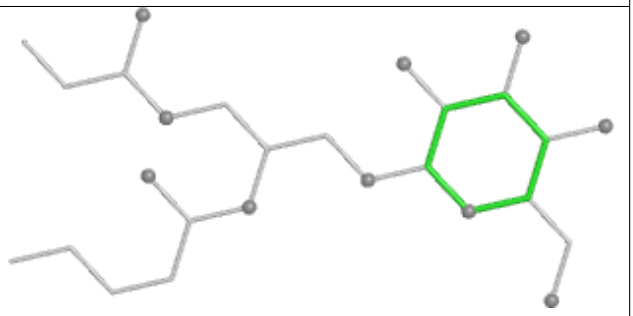

Rings

Ligand PL9 aE 408

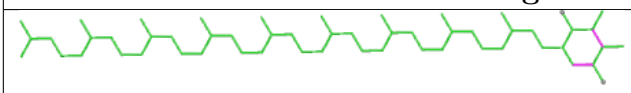

Bond lengths

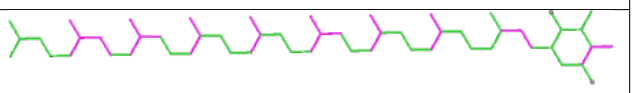

Bond angles

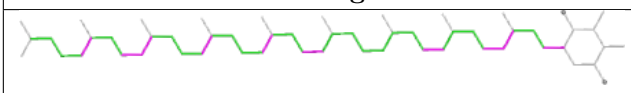

Torsions

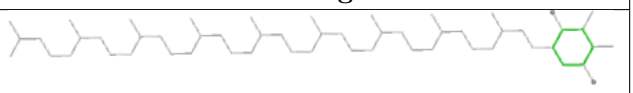

Rings

Ligand CYC PG 201

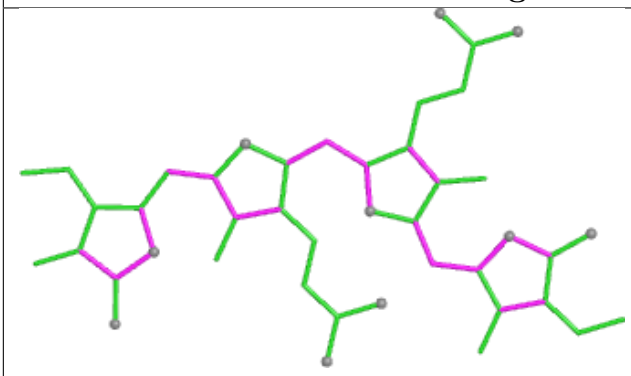

Bond lengths

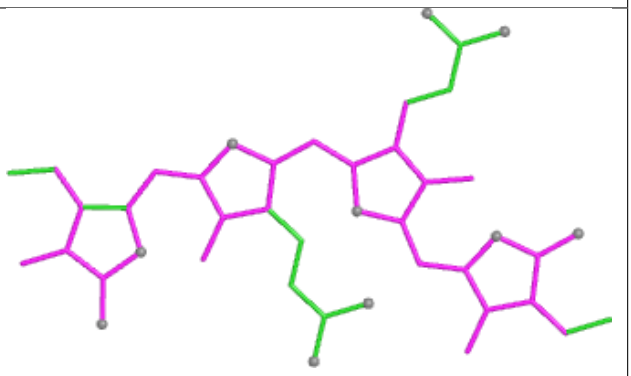

Bond angles

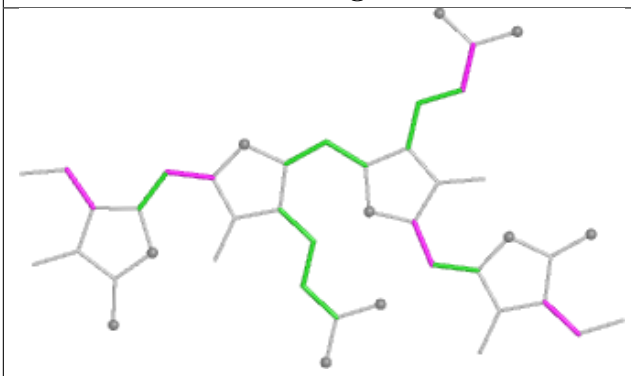

Torsions

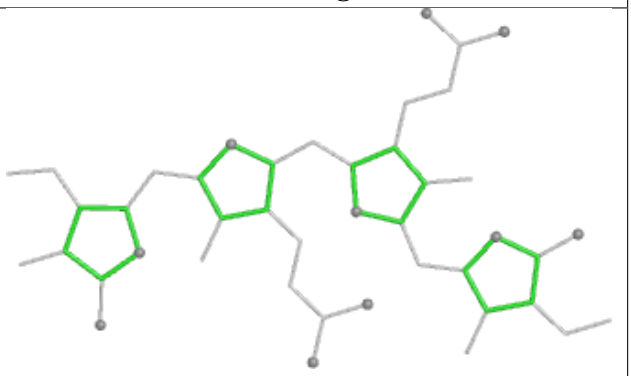

Rings

Ligand LMT BD 623



Bond lengths



Bond angles



Torsions

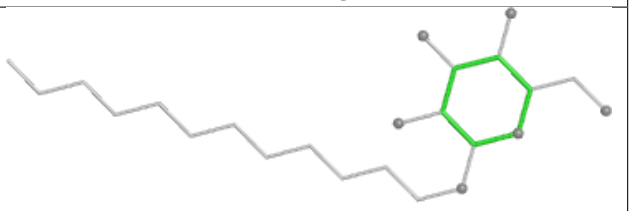

Rings

Ligand CYC u4 201

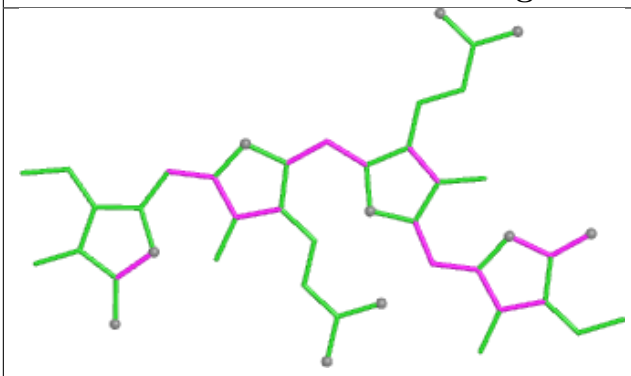

Bond lengths

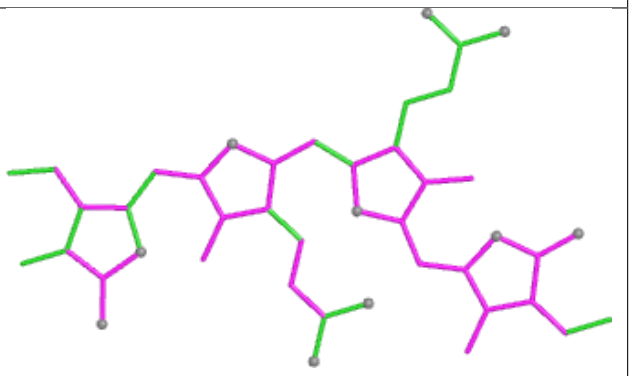

Bond angles

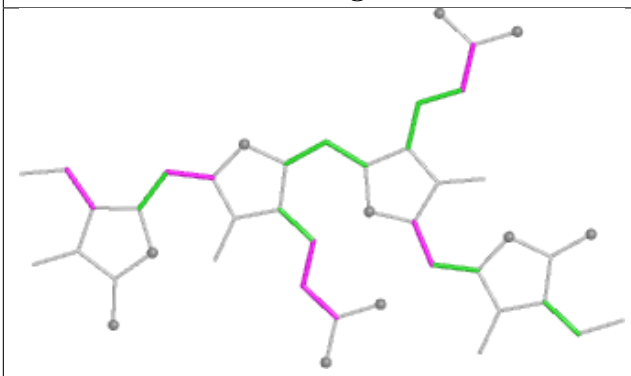

Torsions

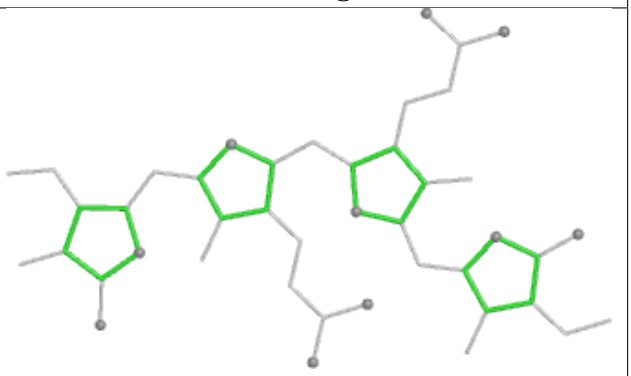

Rings

Ligand HEM fD 101

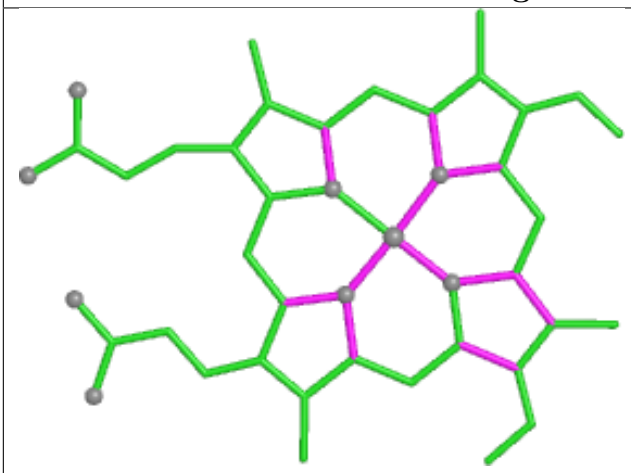

Bond lengths

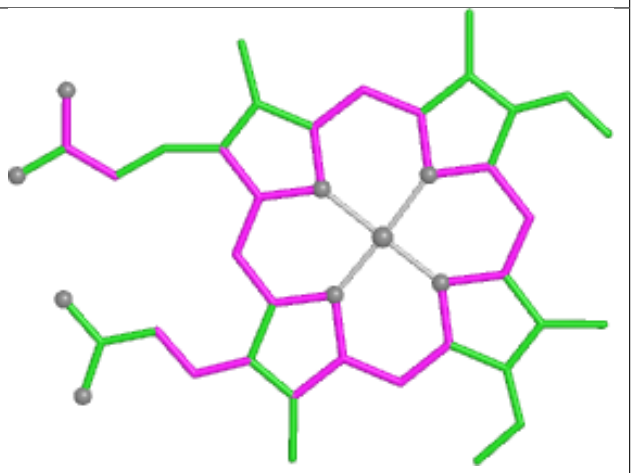

Bond angles

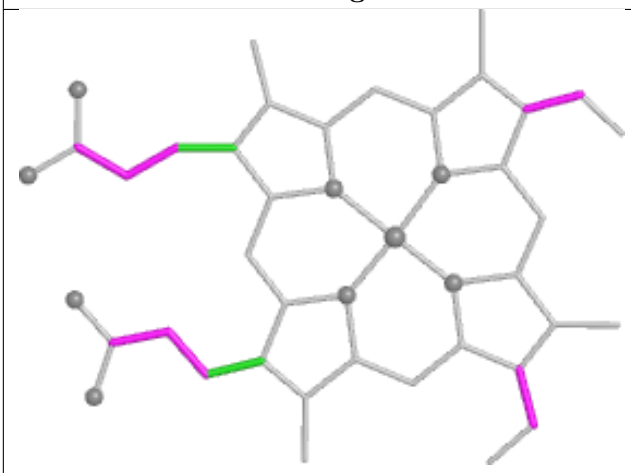

Torsions

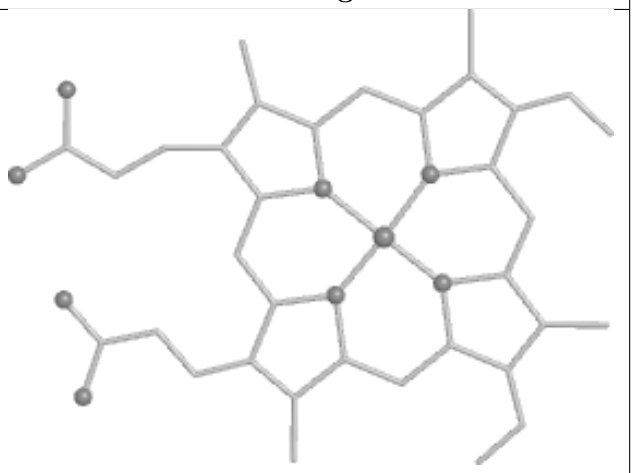

Rings

Ligand CYC kJ 201

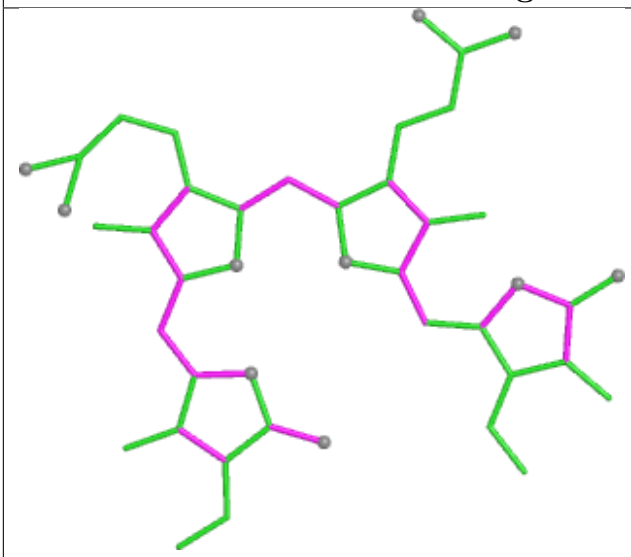

Bond lengths

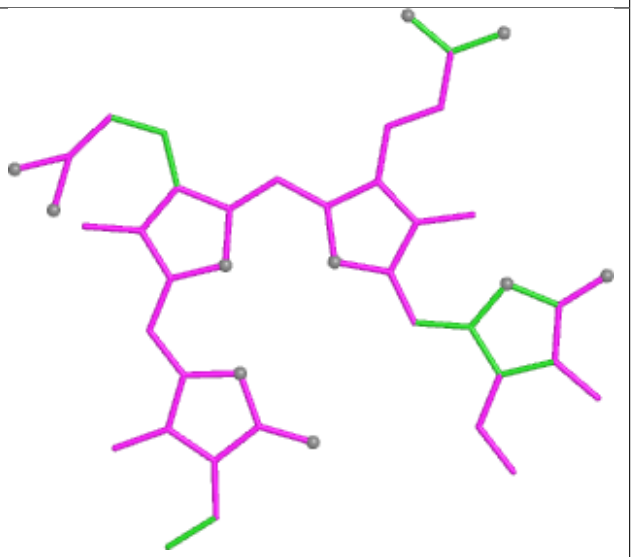

Bond angles

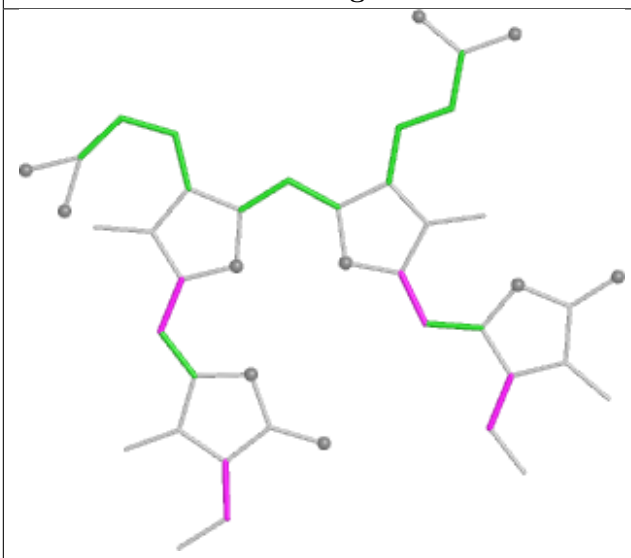

Torsions

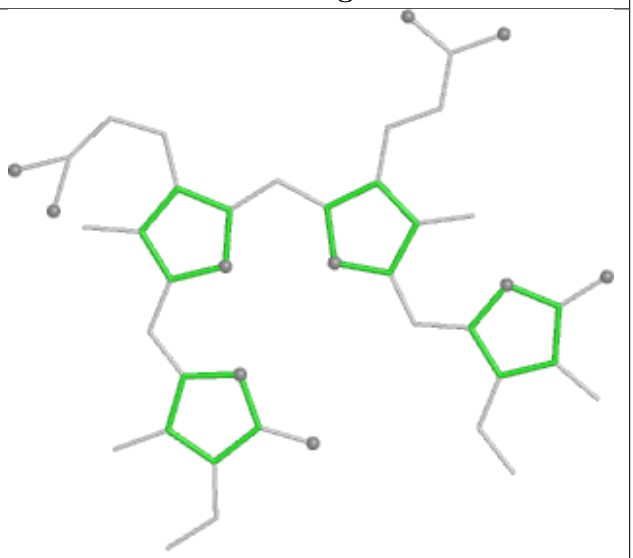

Rings

Ligand CLA BE 605

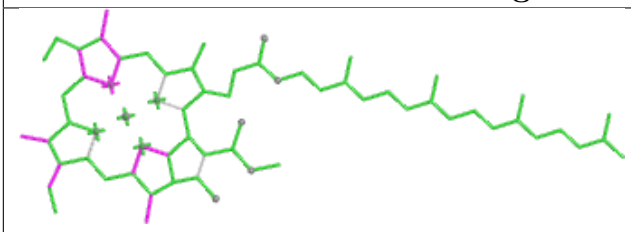

Bond lengths

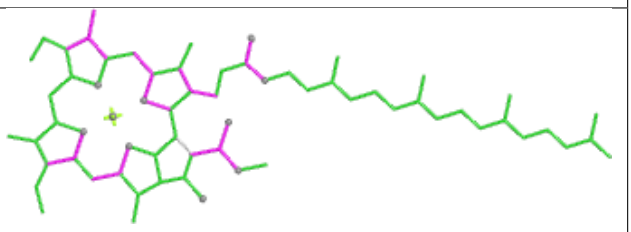

Bond angles

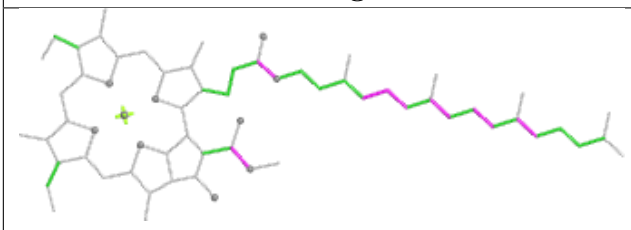

Torsions

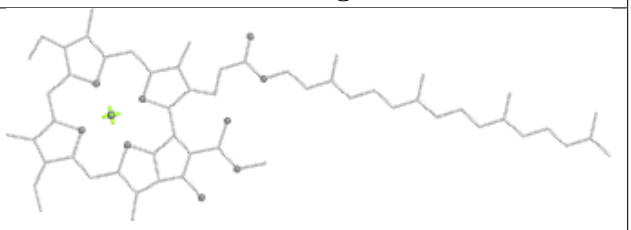

Rings

Ligand BCR BE 615



Bond lengths

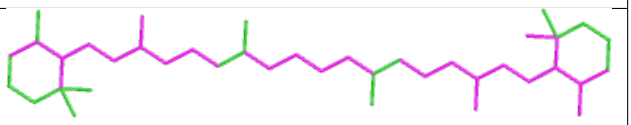

Bond angles

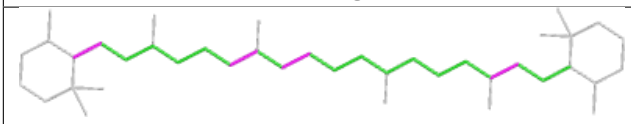

Torsions

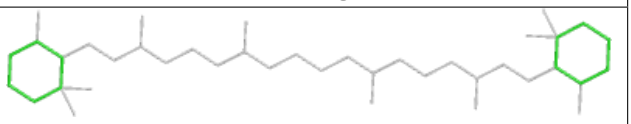

Rings

Ligand CYC c8 202

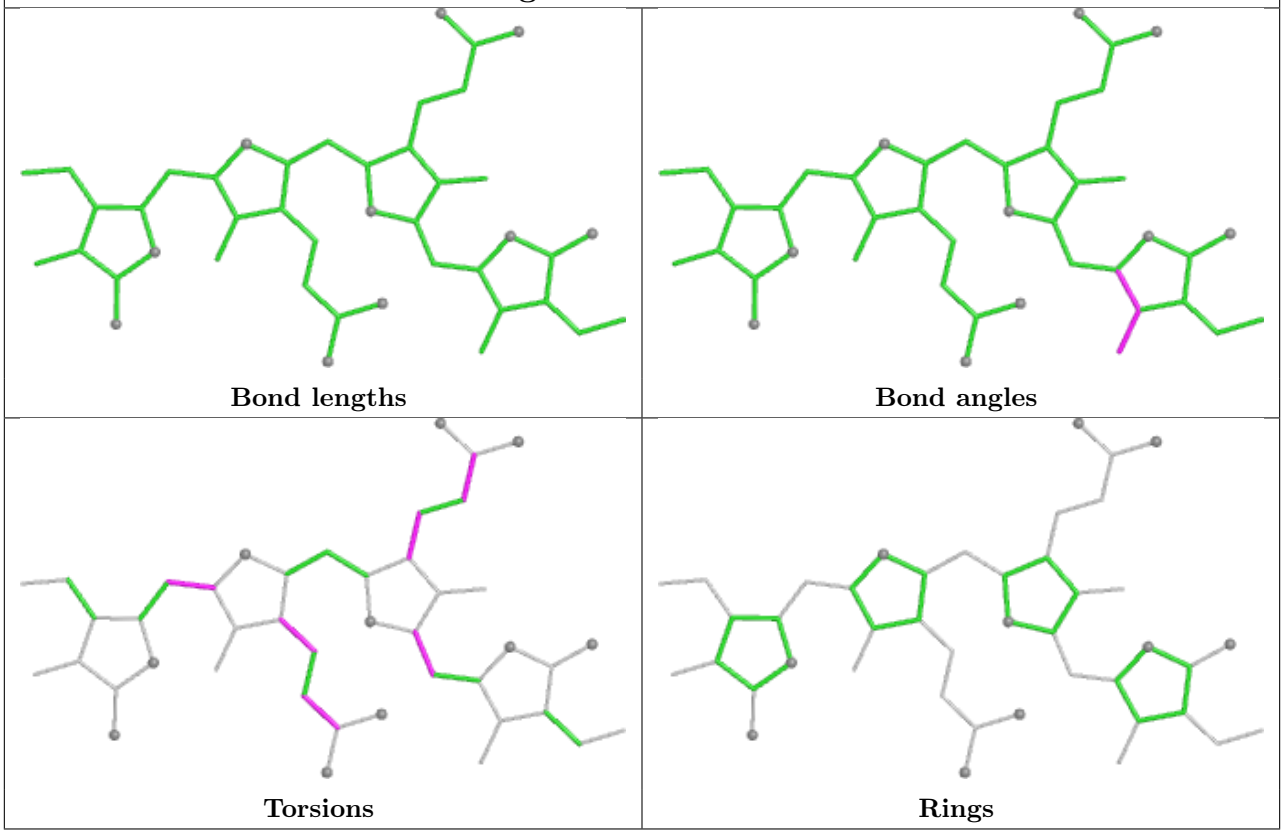

Ligand CYC lH 201

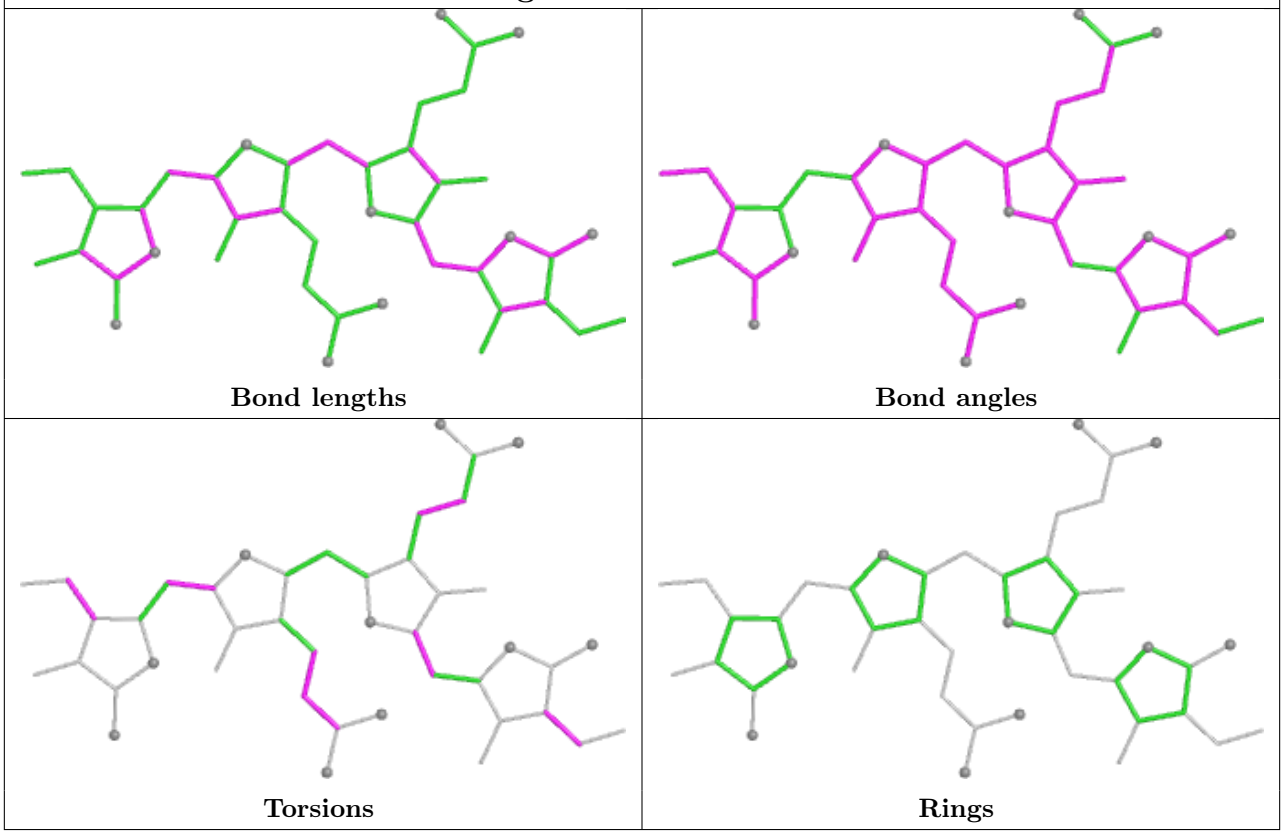

Ligand LMT D1 412

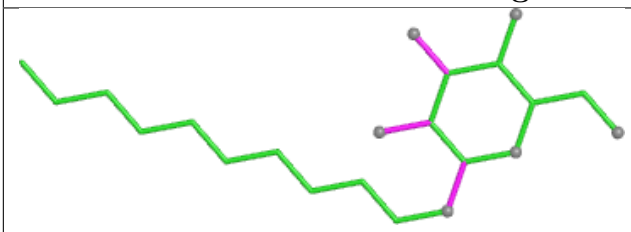

Bond lengths

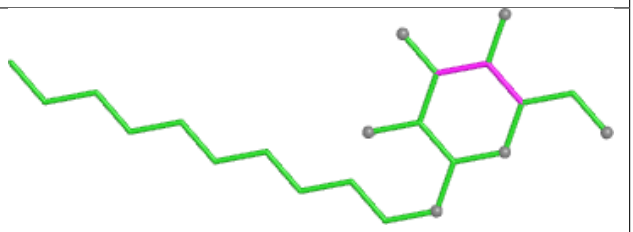

Bond angles

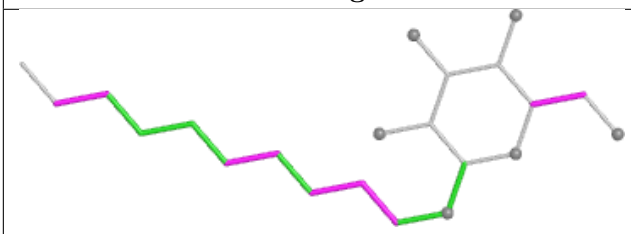

Torsions

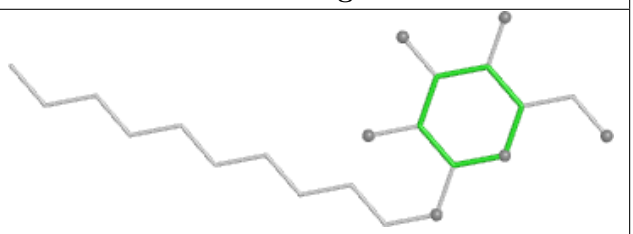

Rings

Ligand CLA IE 101

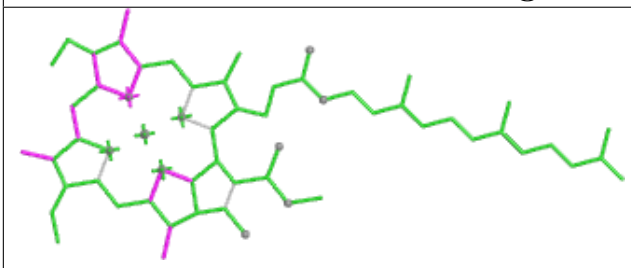

Bond lengths

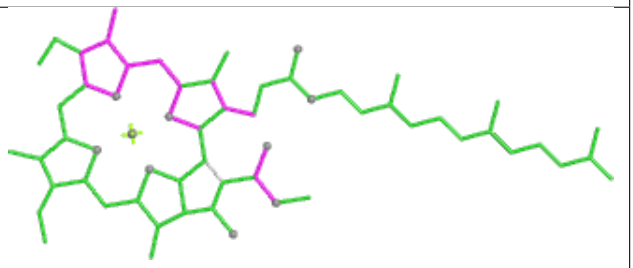

Bond angles

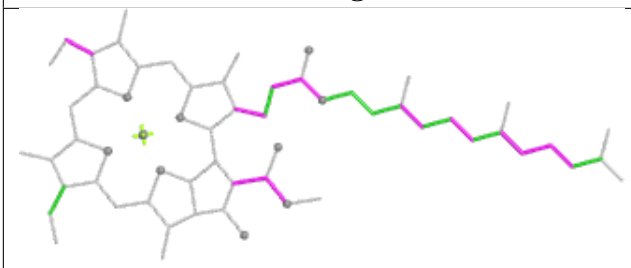

Torsions

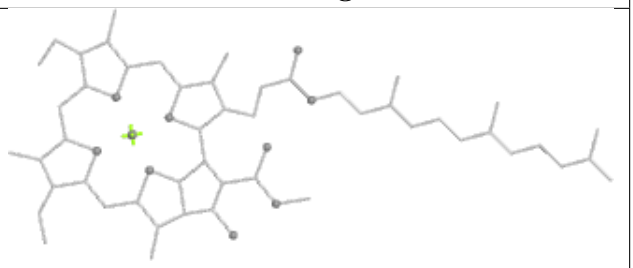

Rings

Ligand CLA bE 609	
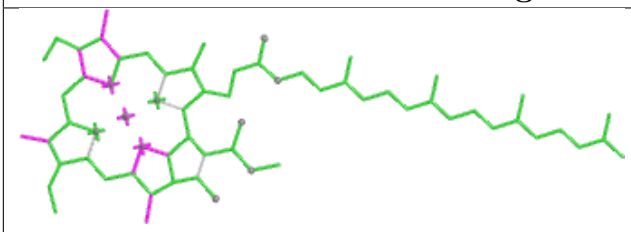	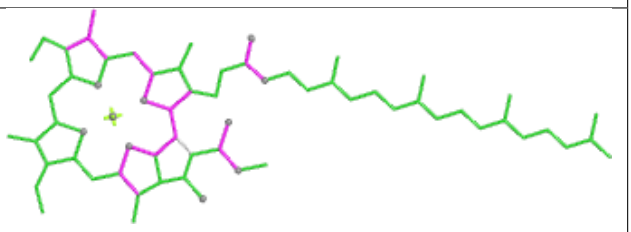
Bond lengths	**Bond angles**
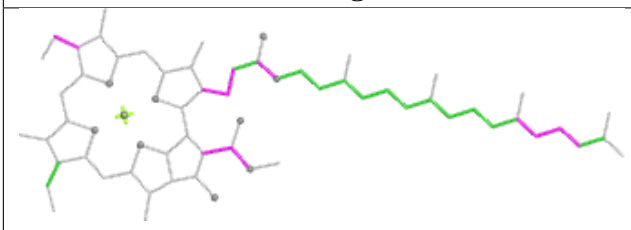	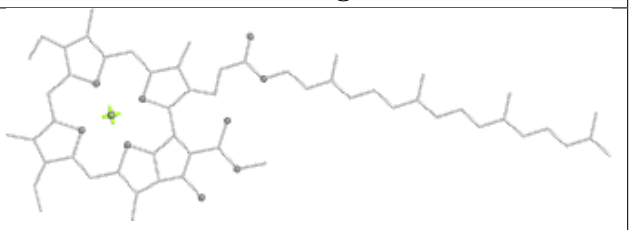
Torsions	**Rings**

Ligand CYC eC 201

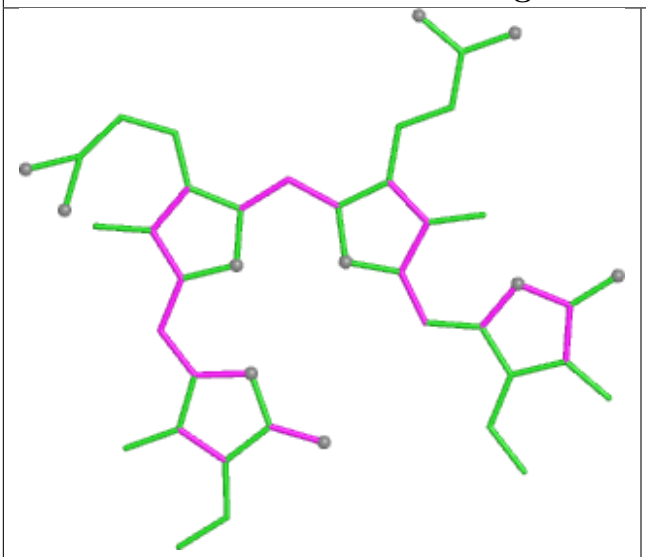

Bond lengths

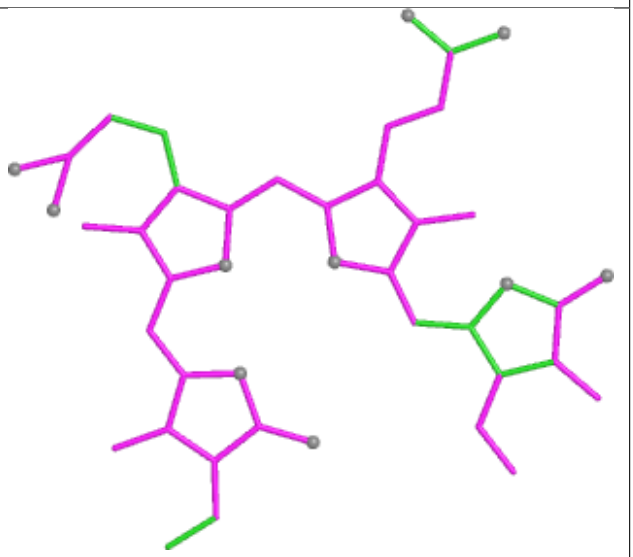

Bond angles

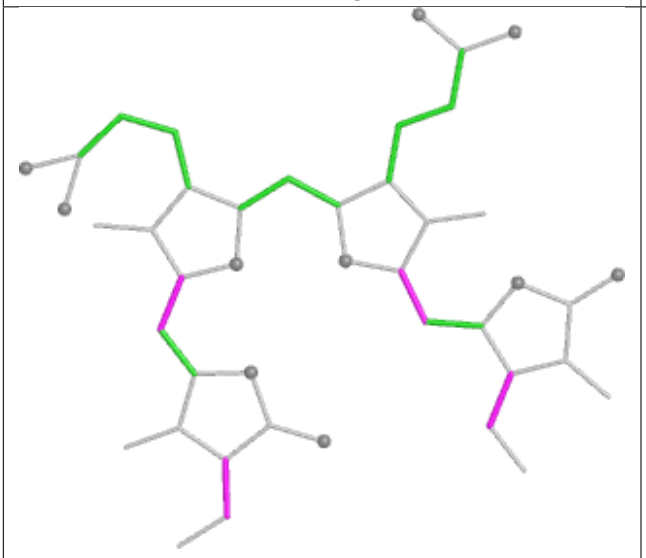

Torsions

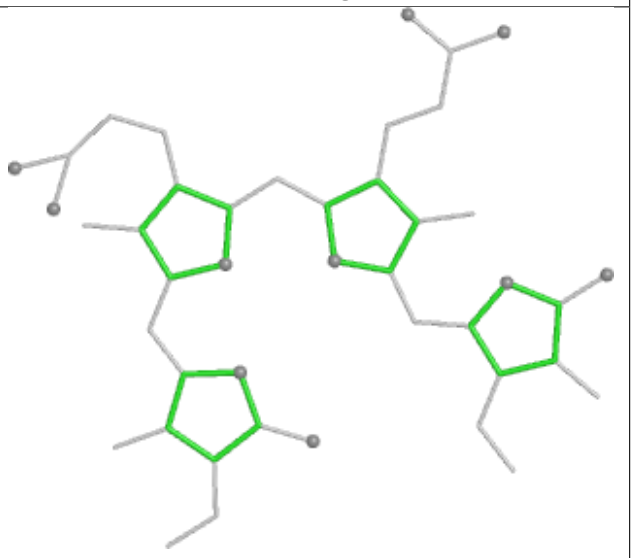

Rings

Ligand BCR b1 618



Bond lengths

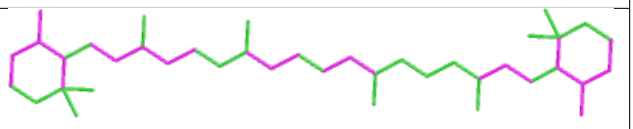

Bond angles

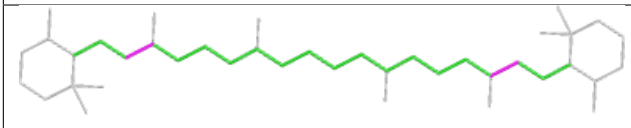

Torsions

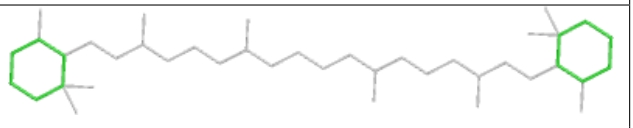

Rings

Ligand CYC m8 201

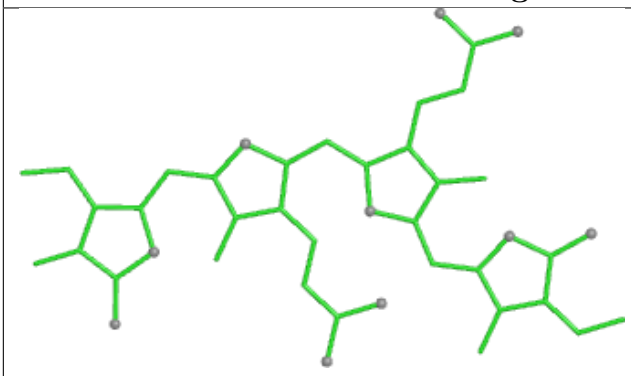

Bond lengths

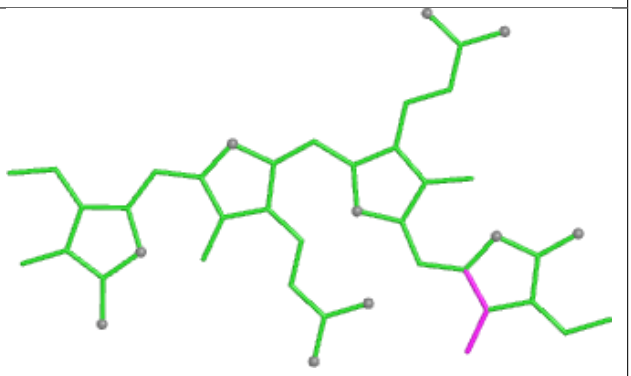

Bond angles

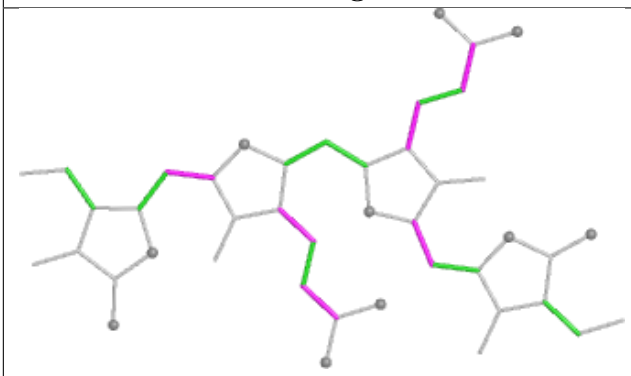

Torsions

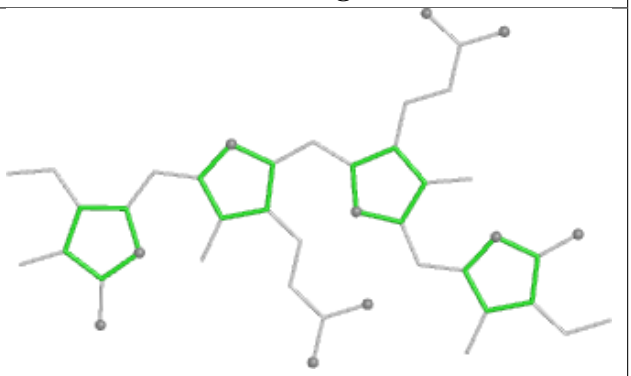

Rings

Ligand CYC e7 201

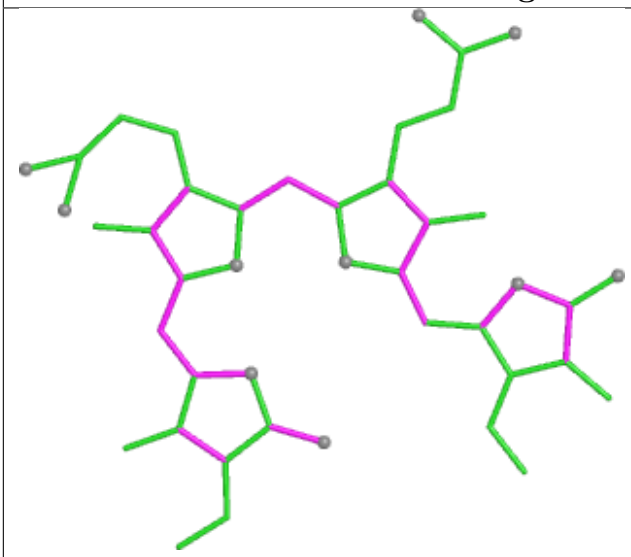

Bond lengths

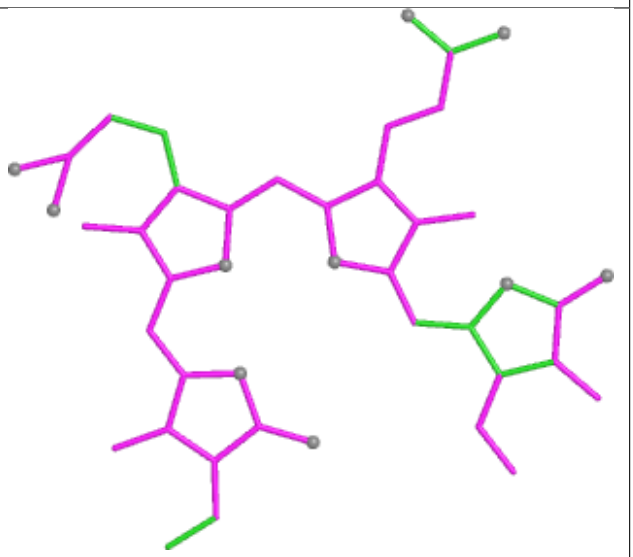

Bond angles

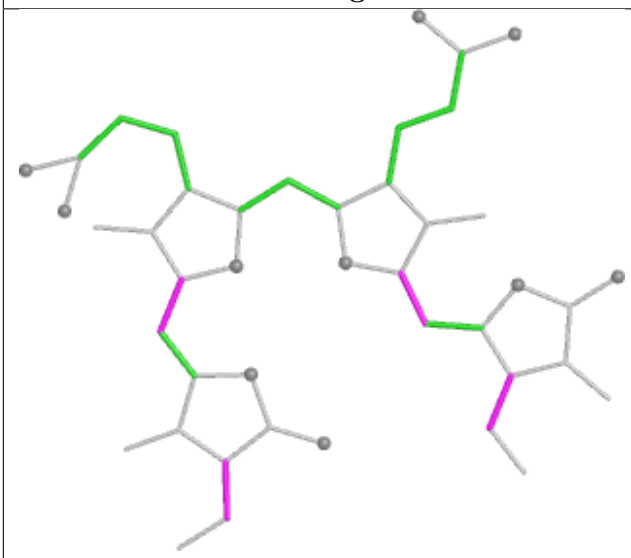

Torsions

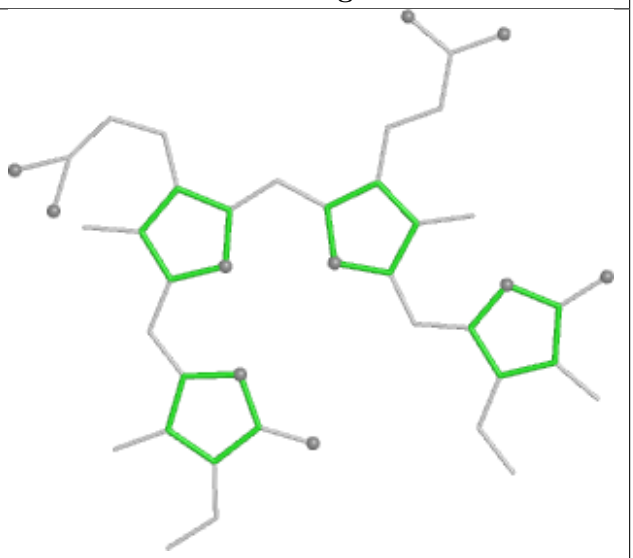

Rings

Ligand CLA H1 101	
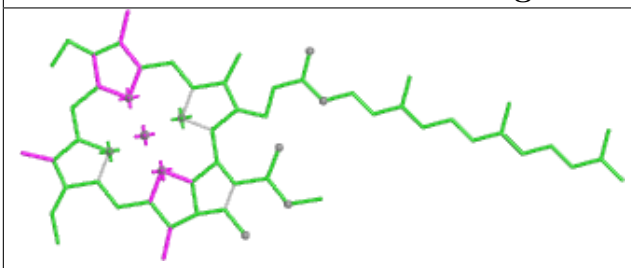	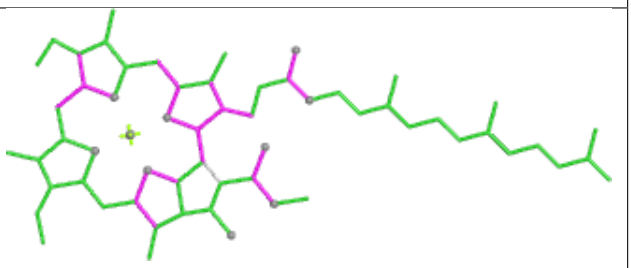
Bond lengths	Bond angles
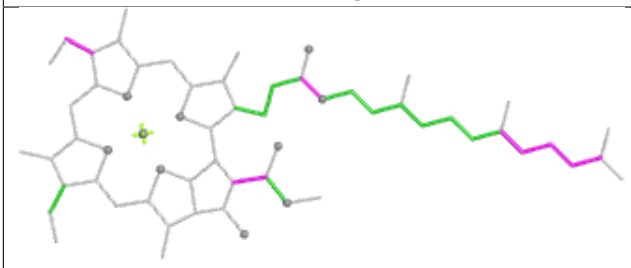	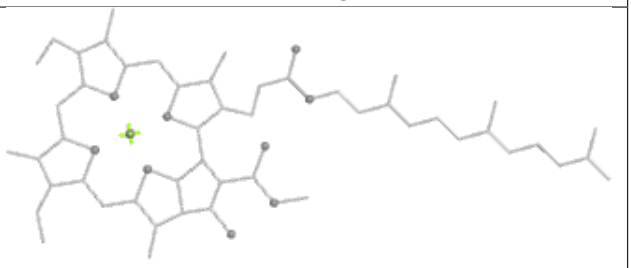
Torsions	Rings

Ligand CLA XE 101	
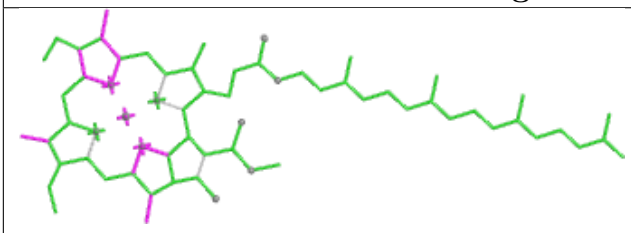	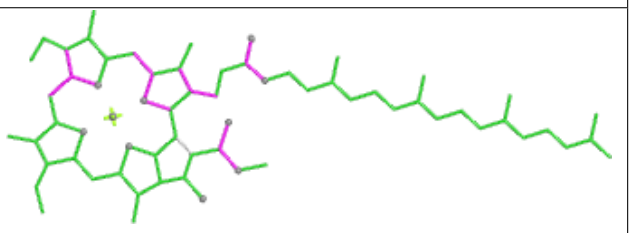
Bond lengths	Bond angles
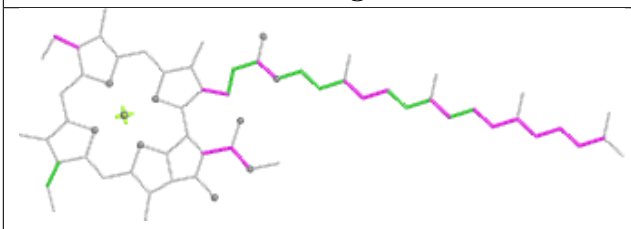	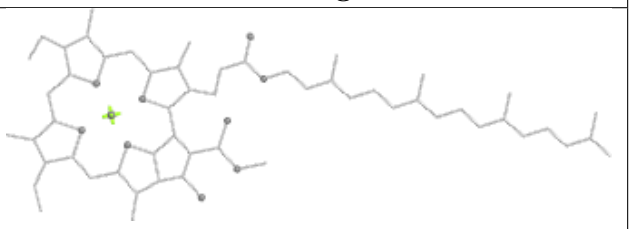
Torsions	Rings

Ligand CYC e3 202

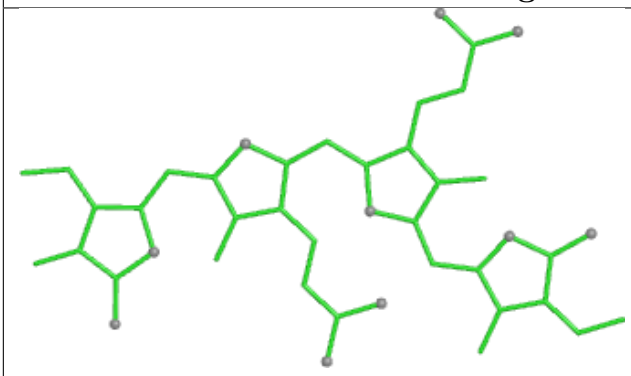

Bond lengths

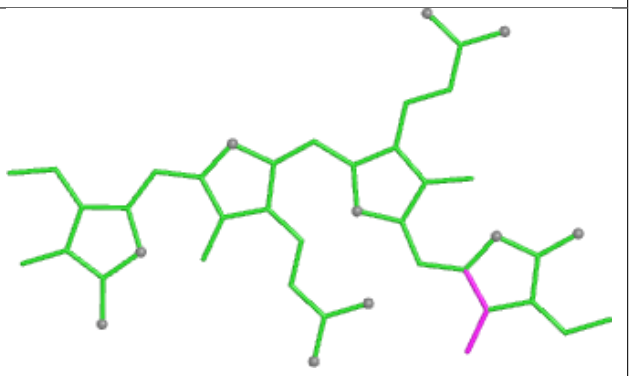

Bond angles

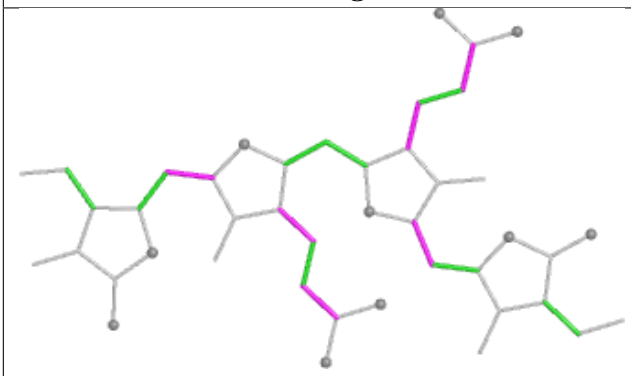

Torsions

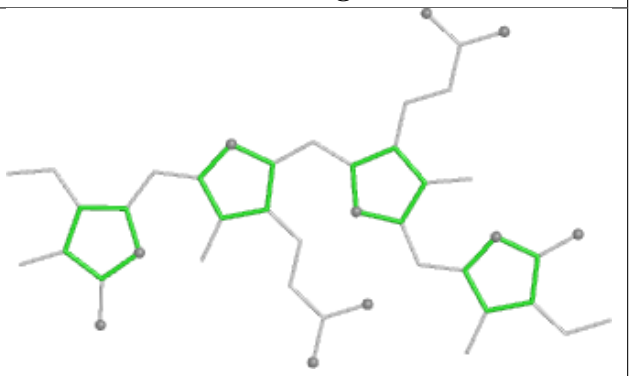

Rings

Ligand CYC g6 202

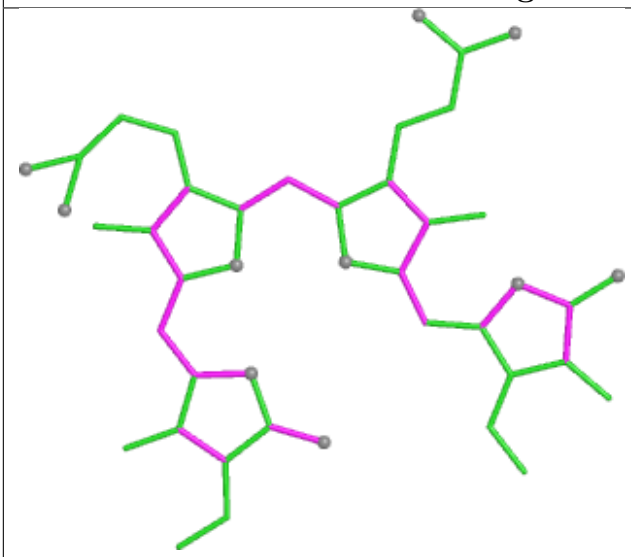

Bond lengths

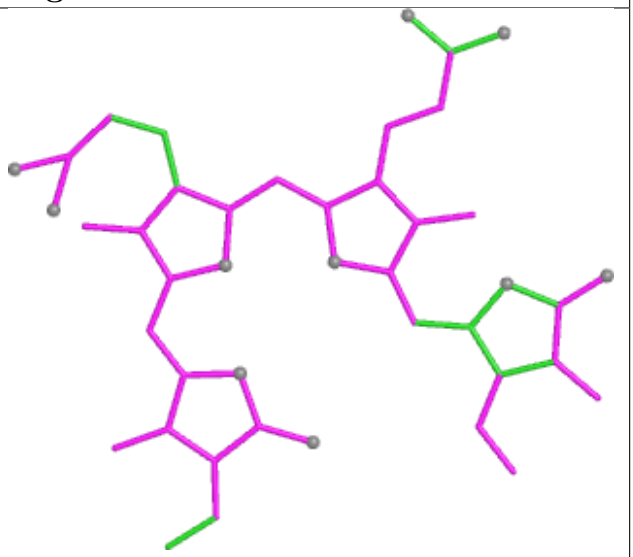

Bond angles

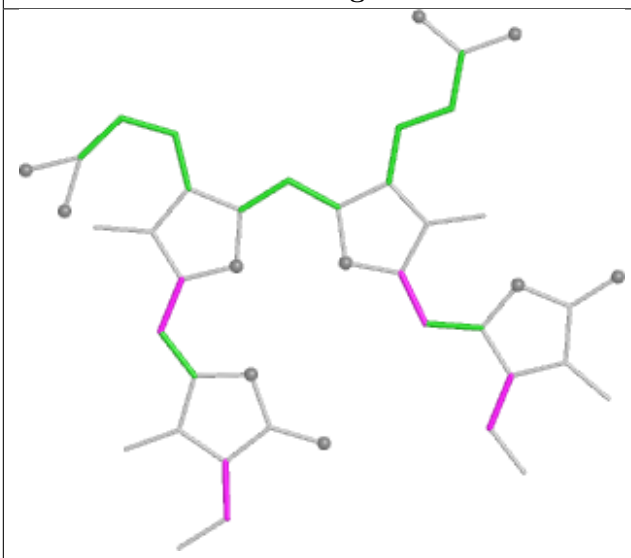

Torsions

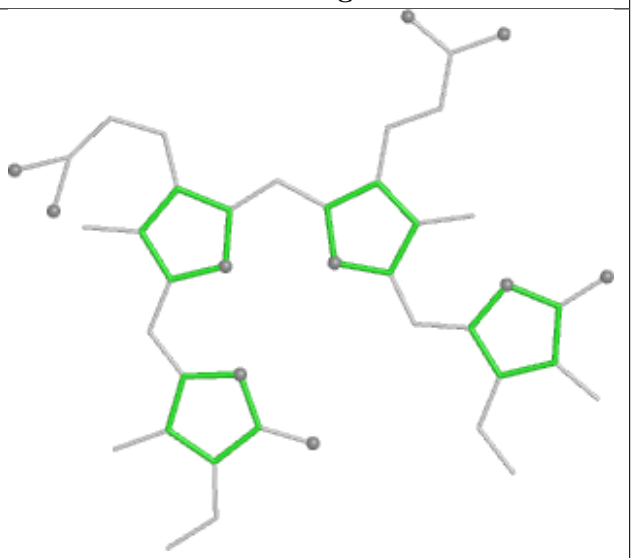

Rings

Ligand CYC kI 201

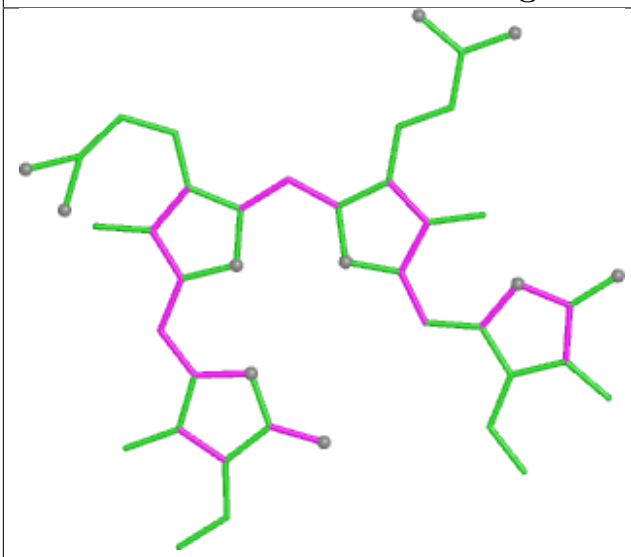

Bond lengths

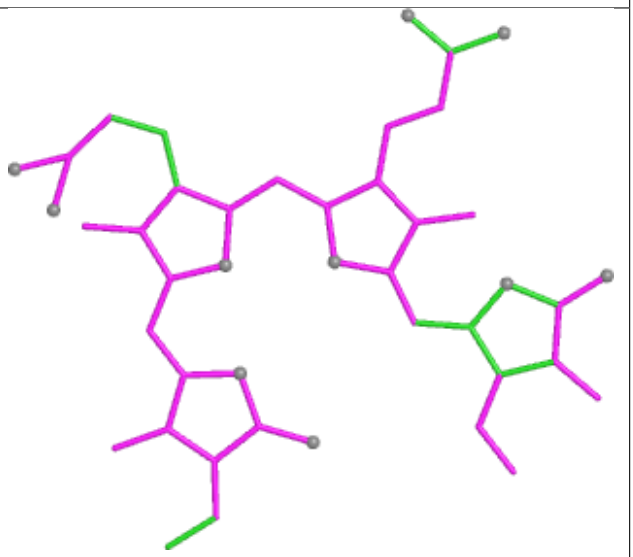

Bond angles

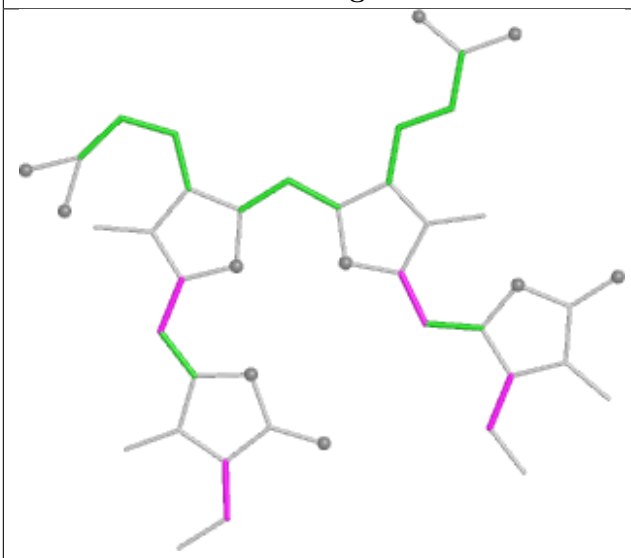

Torsions

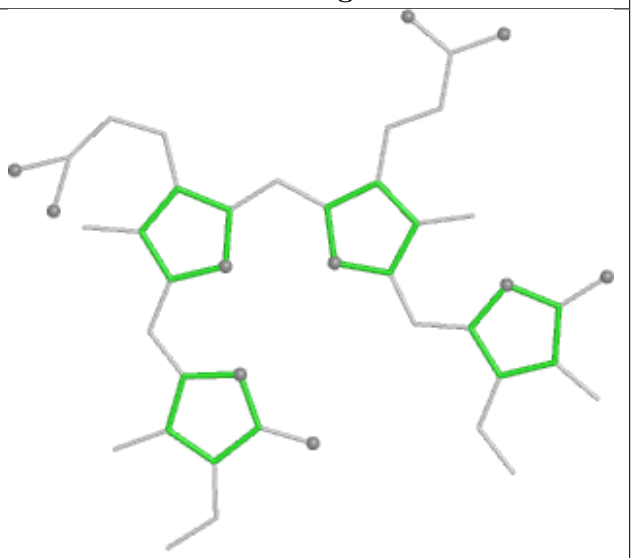

Rings

Ligand CLA DE 405

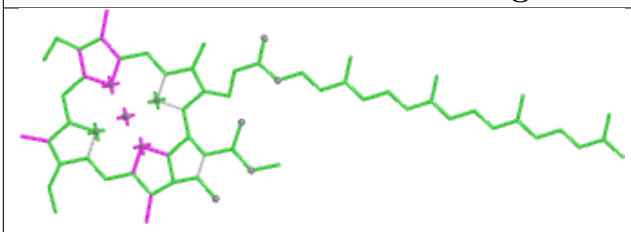

Bond lengths

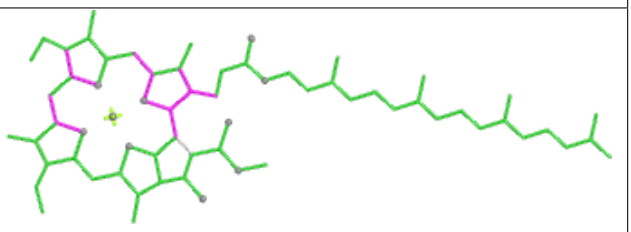

Bond angles

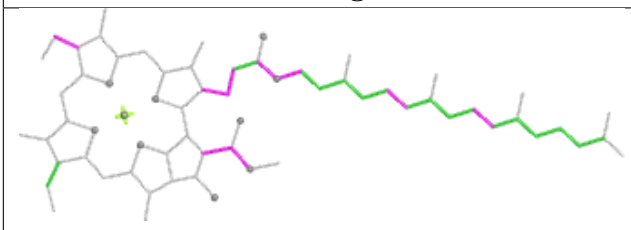

Torsions

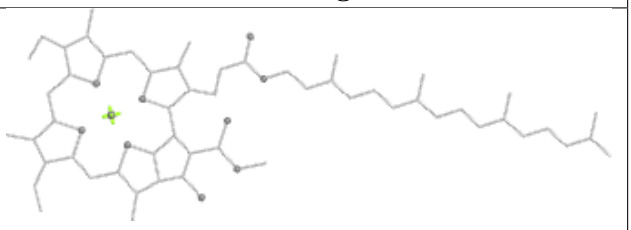

Rings

Ligand CYC wB 201

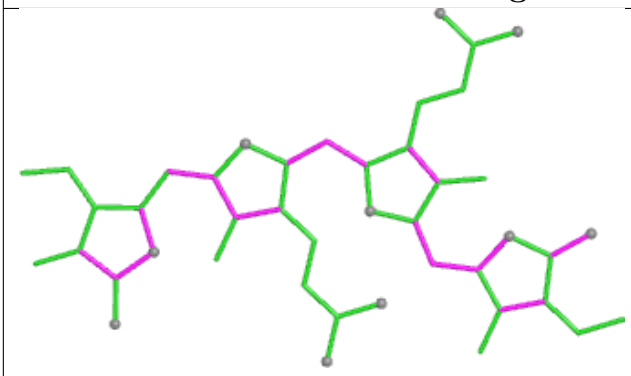

Bond lengths

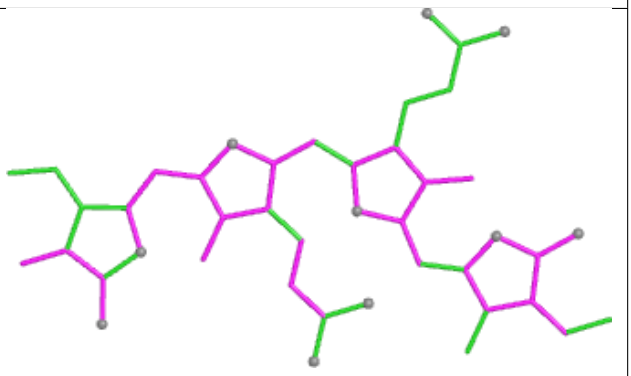

Bond angles

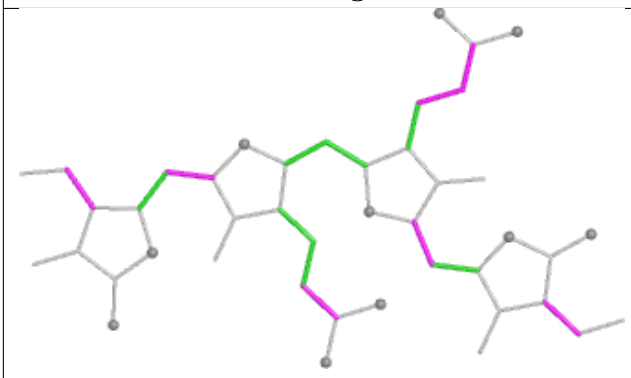

Torsions

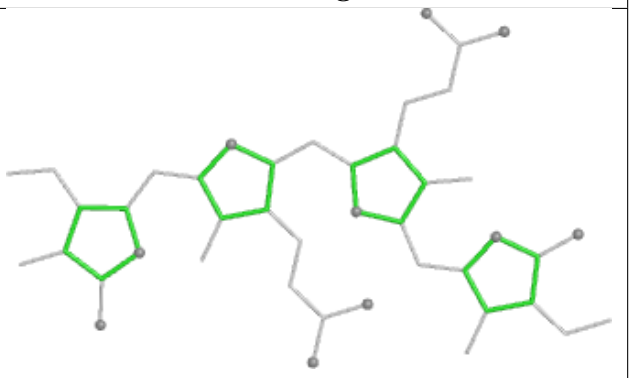

Rings

Ligand LMG CE 502

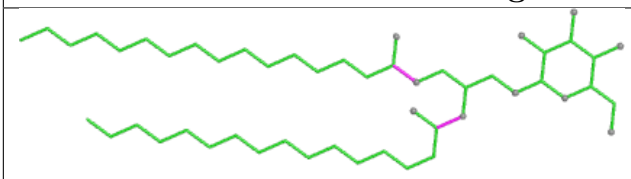

Bond lengths

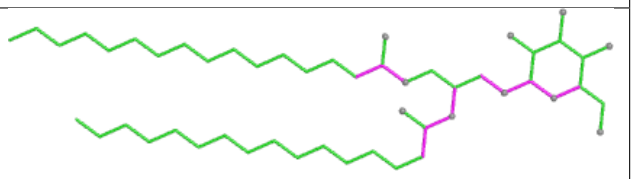

Bond angles

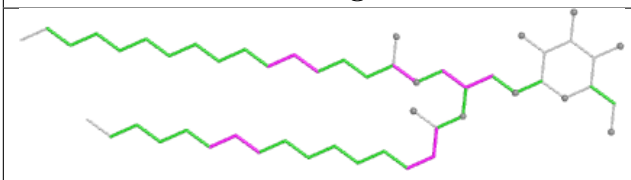

Torsions

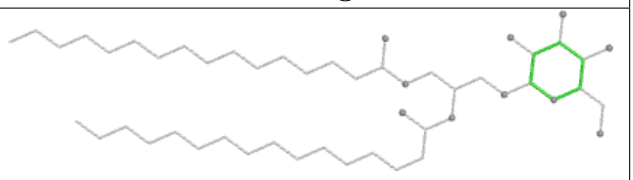

Rings

Ligand LMG d1 411

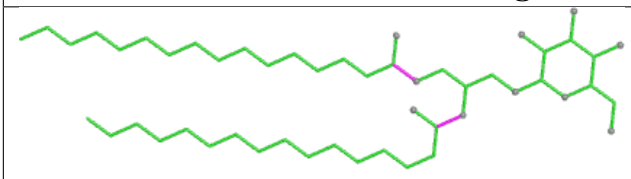

Bond lengths

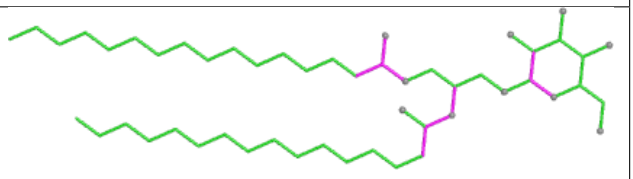

Bond angles

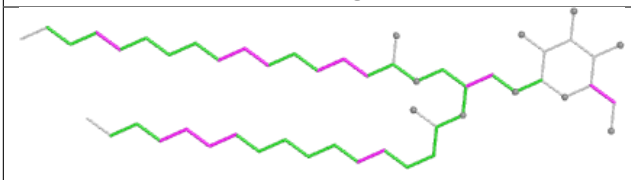

Torsions

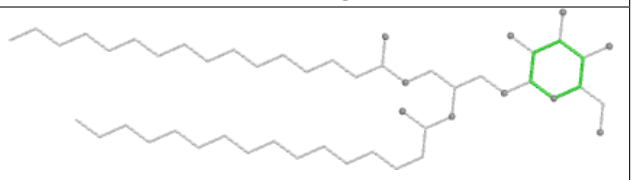

Rings

Ligand CYC jA 202

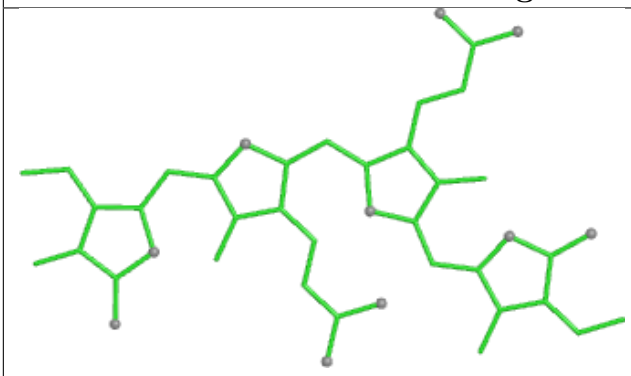

Bond lengths

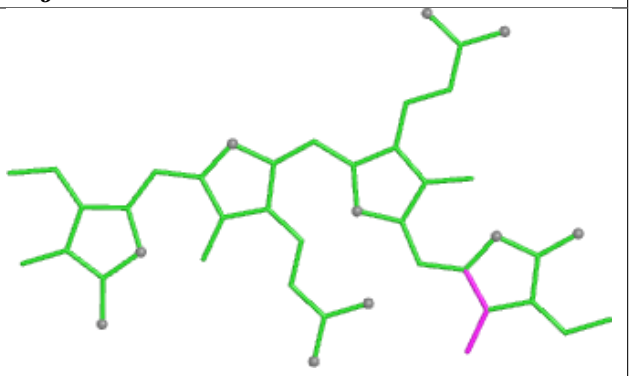

Bond angles

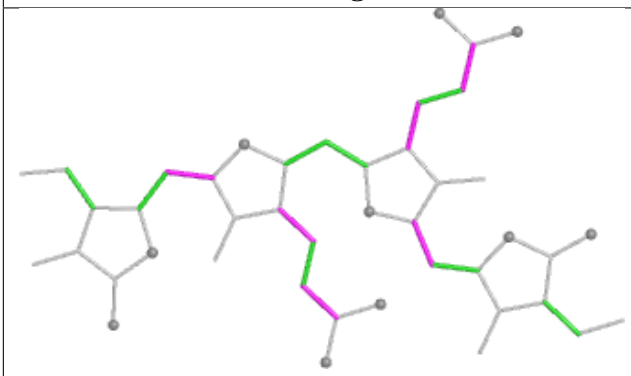

Torsions

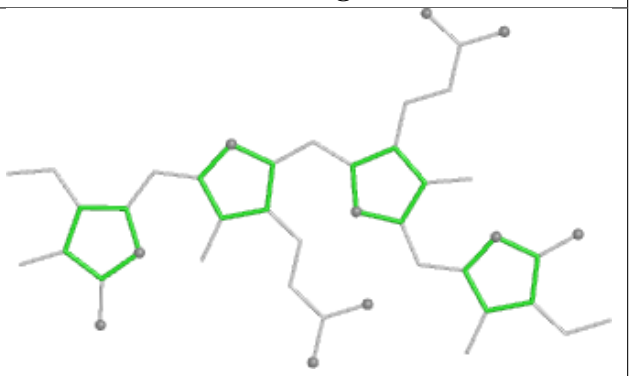

Rings

Ligand LMG T1 101

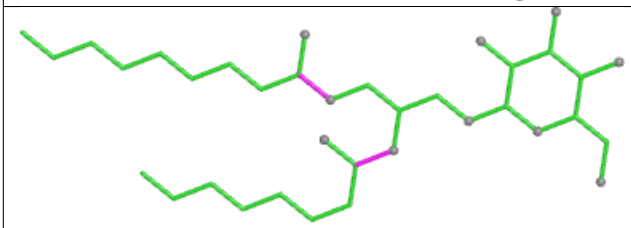

Bond lengths

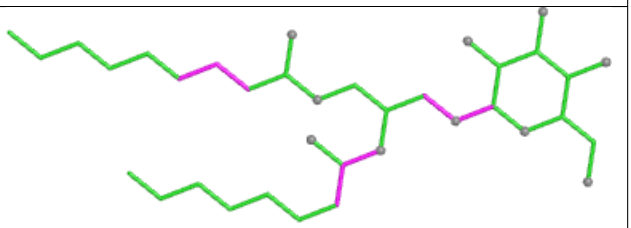

Bond angles

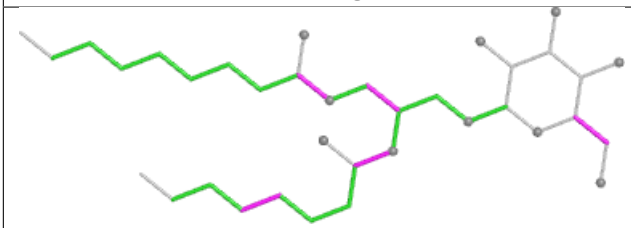

Torsions

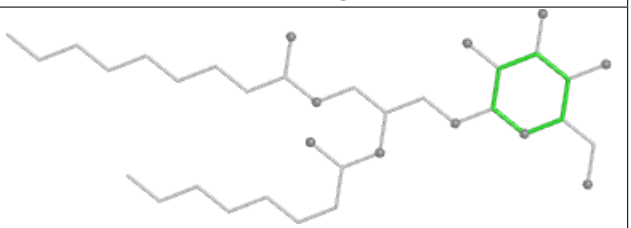

Rings

Ligand CYC C4 1001

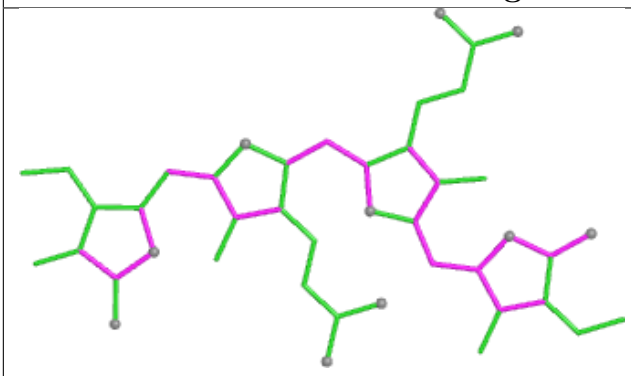

Bond lengths

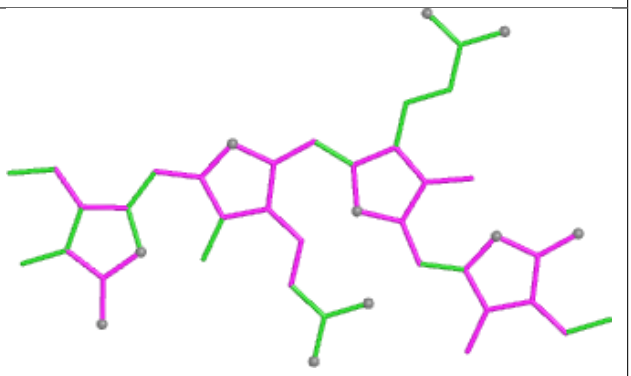

Bond angles

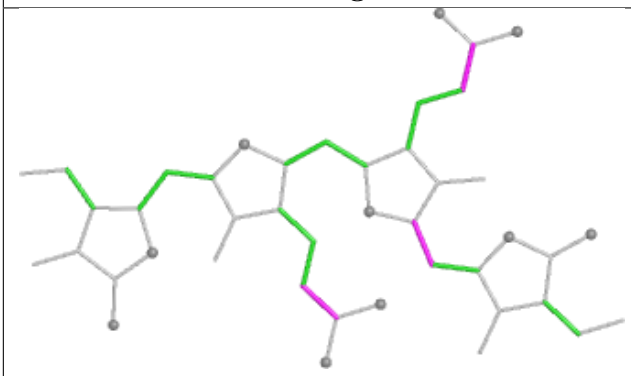

Torsions

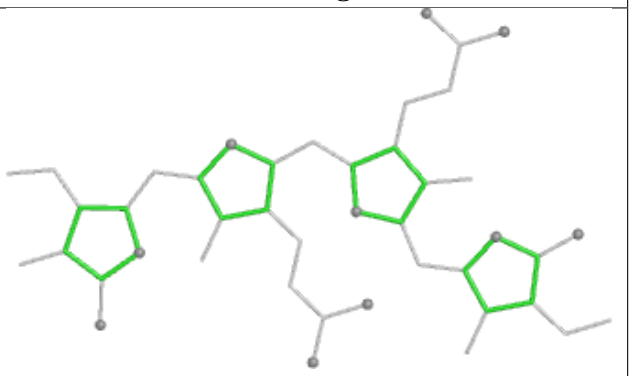

Rings

Ligand CYC GG 201

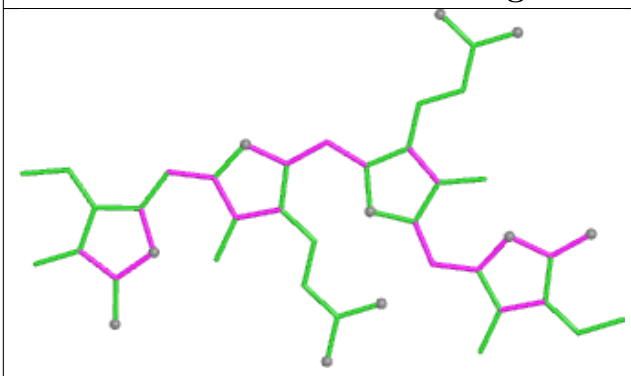

Bond lengths

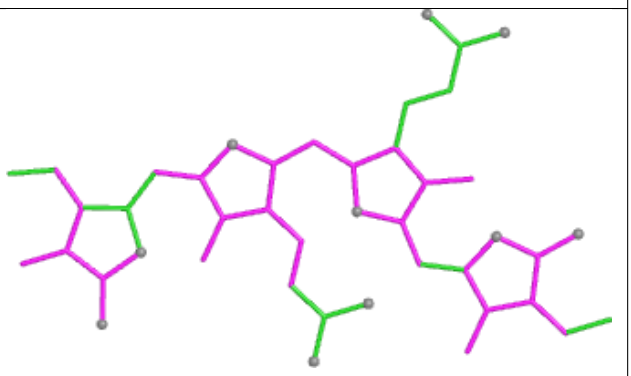

Bond angles

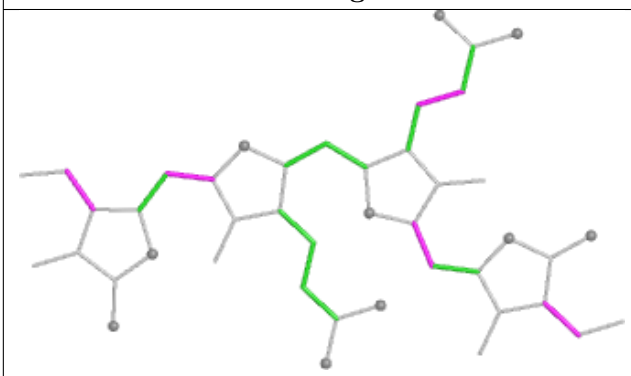

Torsions

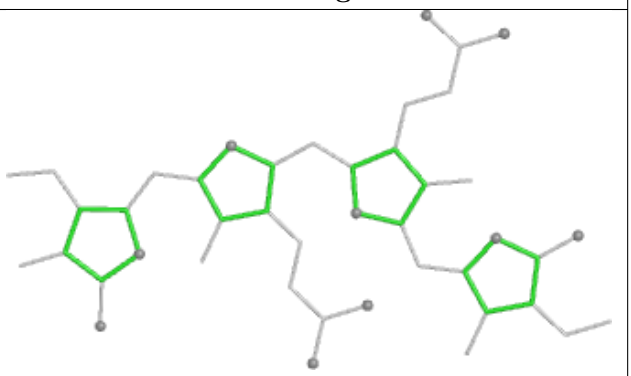

Rings

Ligand LMG AD 408

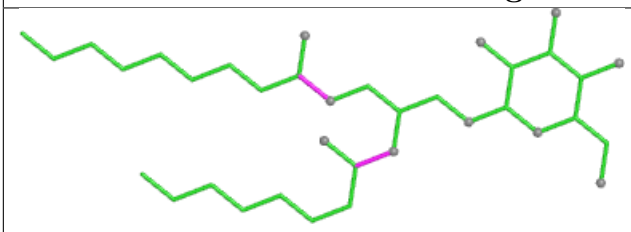

Bond lengths

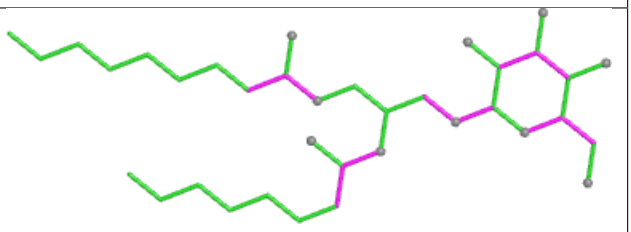

Bond angles

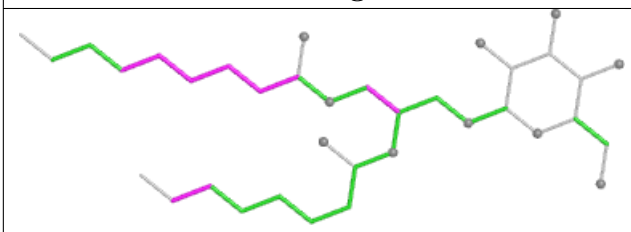

Torsions

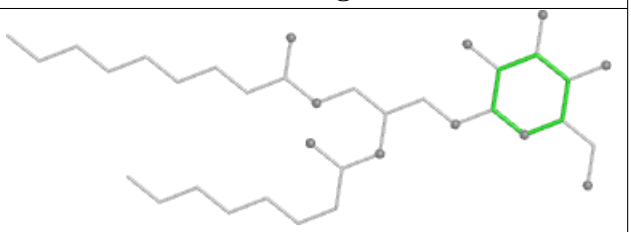

Rings

Ligand BCR bD 618



Bond lengths

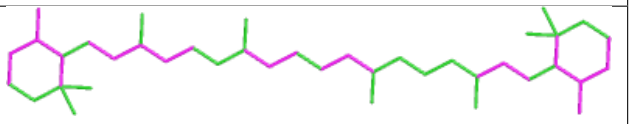

Bond angles

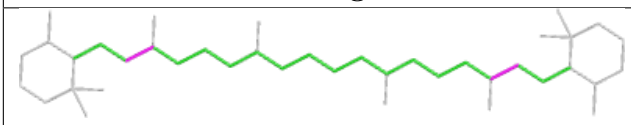

Torsions

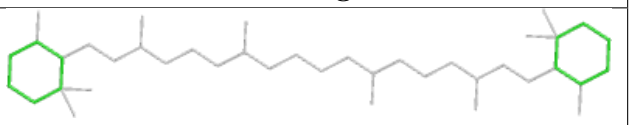

Rings

Ligand CYC OG 201

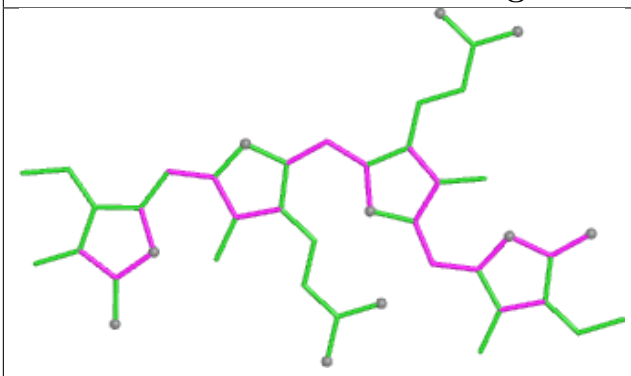

Bond lengths

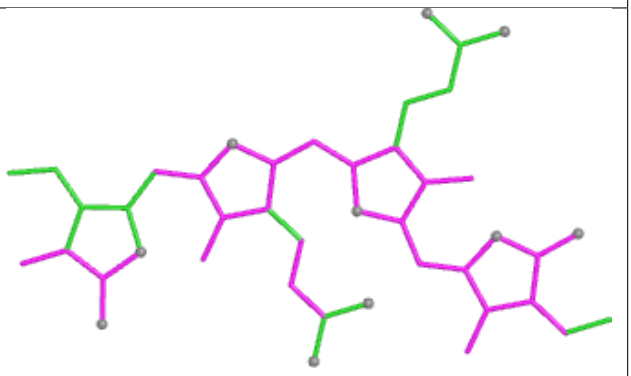

Bond angles

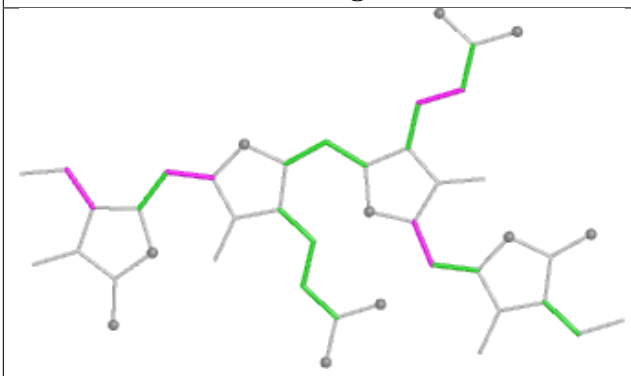

Torsions

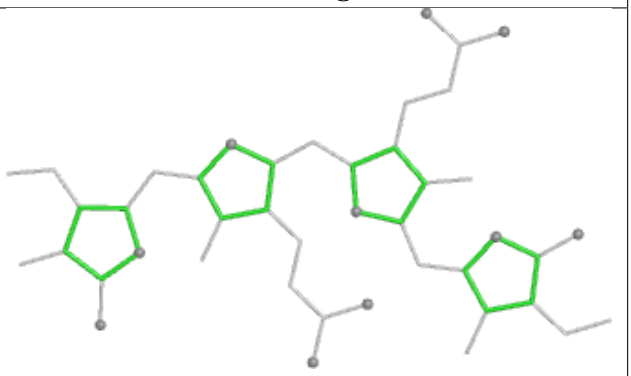

Rings

Ligand CLA cD 506

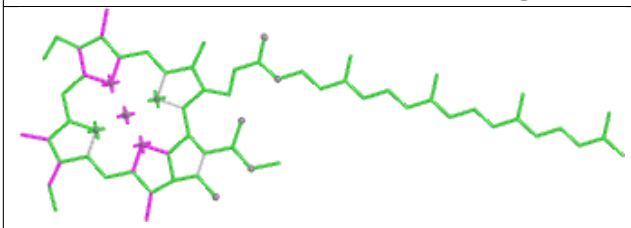

Bond lengths

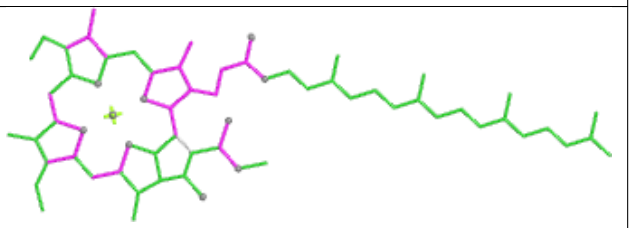

Bond angles

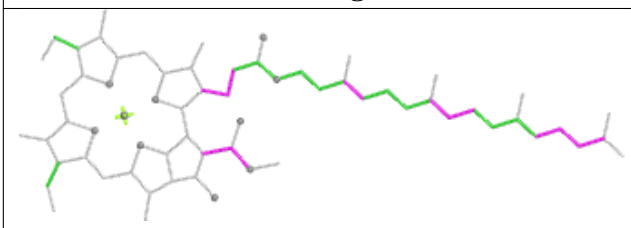

Torsions

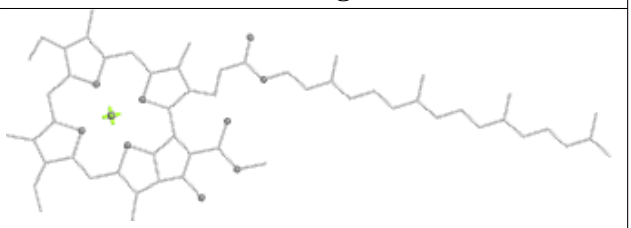

Rings

Ligand CLA d1 405

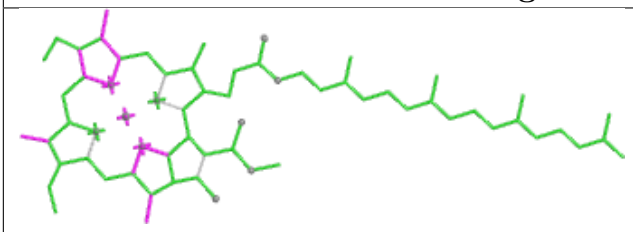

Bond lengths

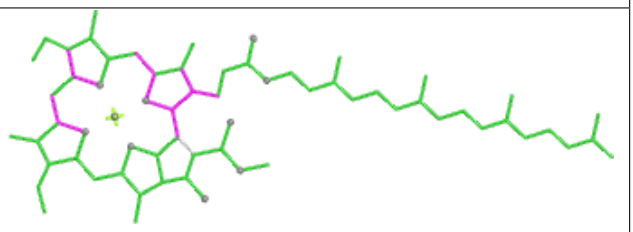

Bond angles

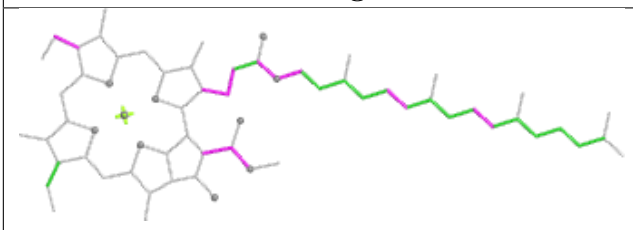

Torsions

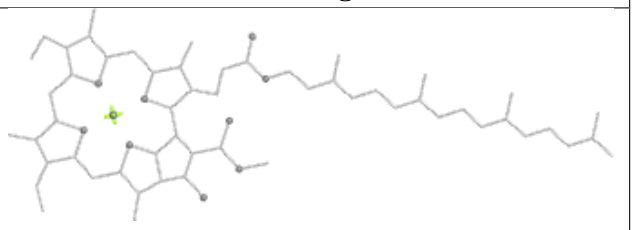

Rings

Ligand CLA bE 603

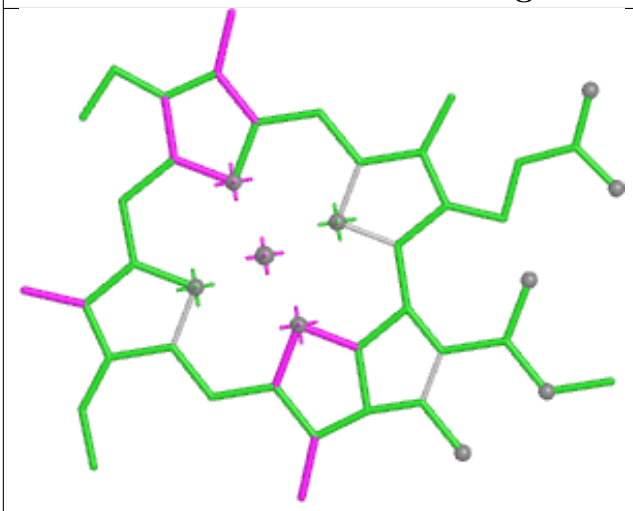

Bond lengths

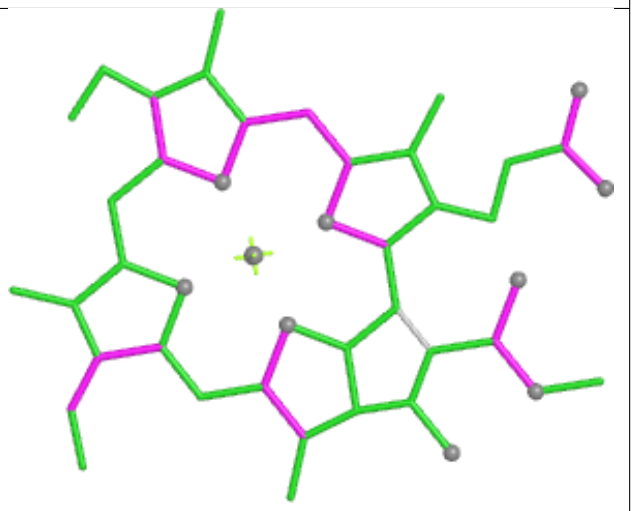

Bond angles

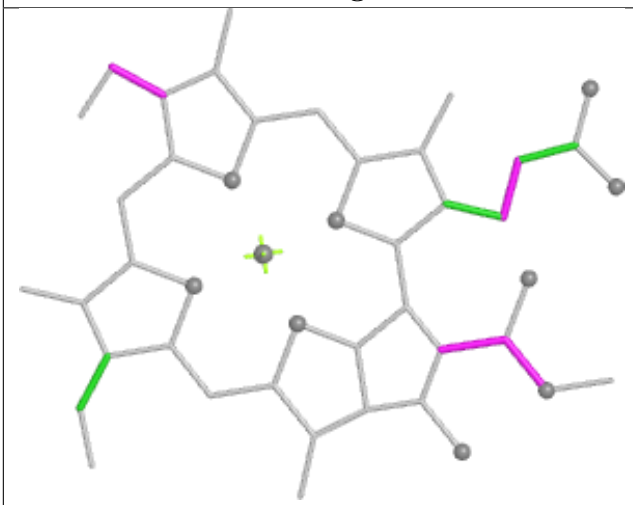

Torsions

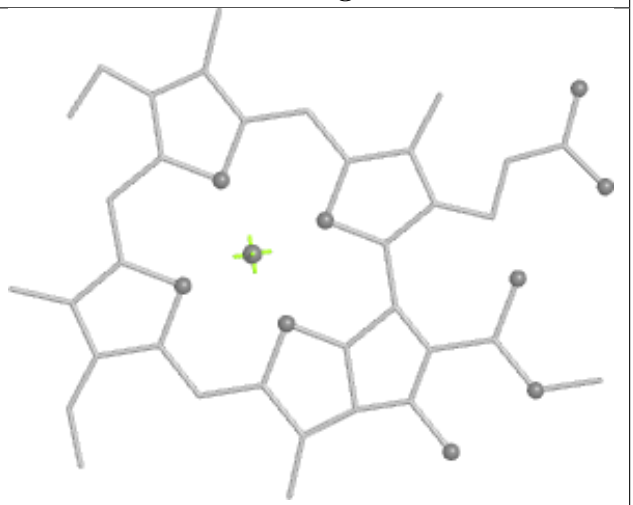

Rings

Ligand CYC k3 201

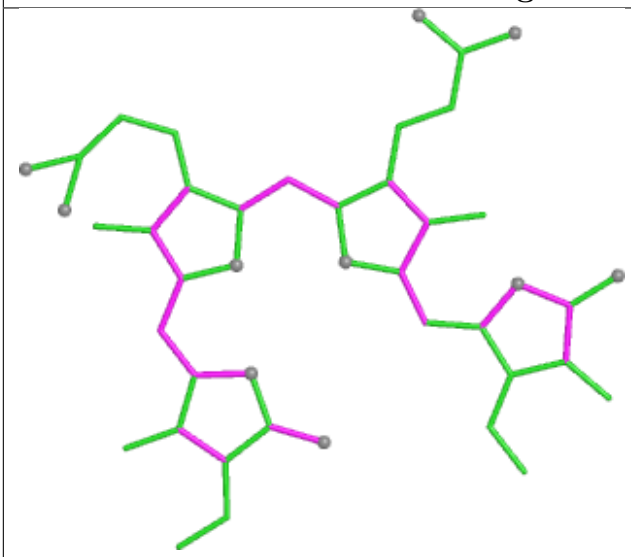

Bond lengths

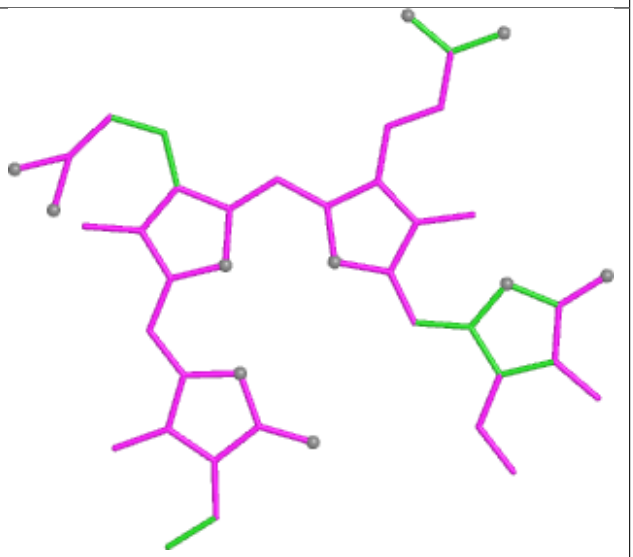

Bond angles

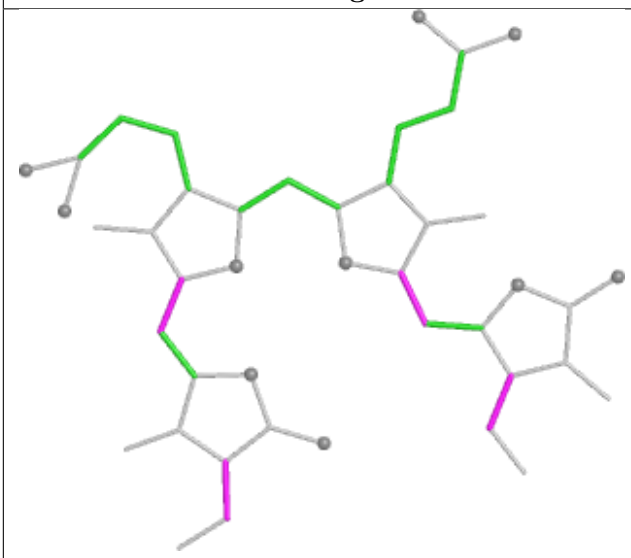

Torsions

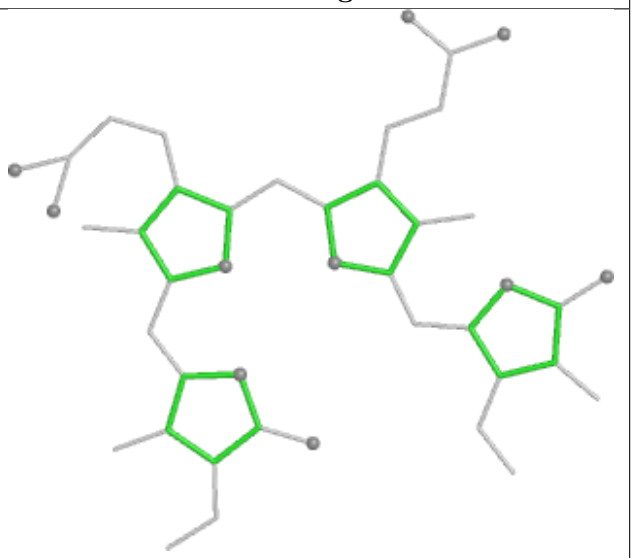

Rings

Ligand CYC eA 202

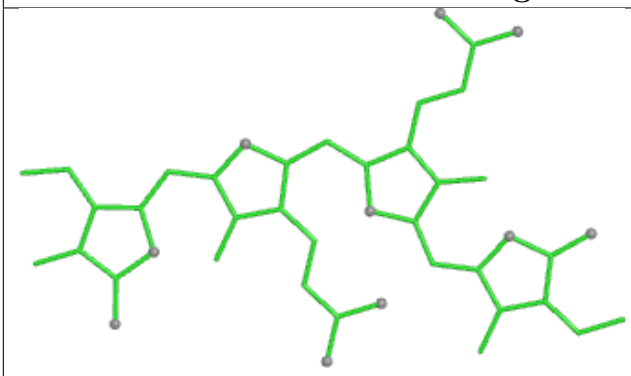

Bond lengths

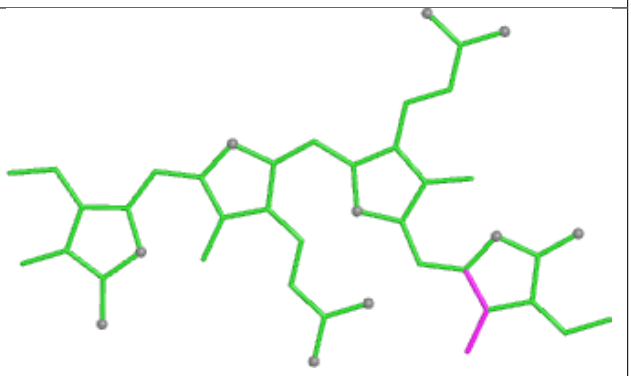

Bond angles

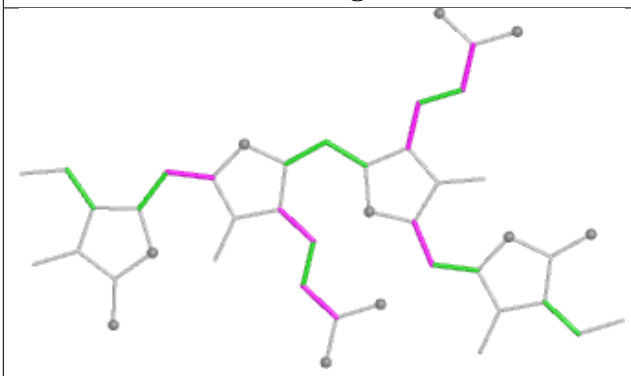

Torsions

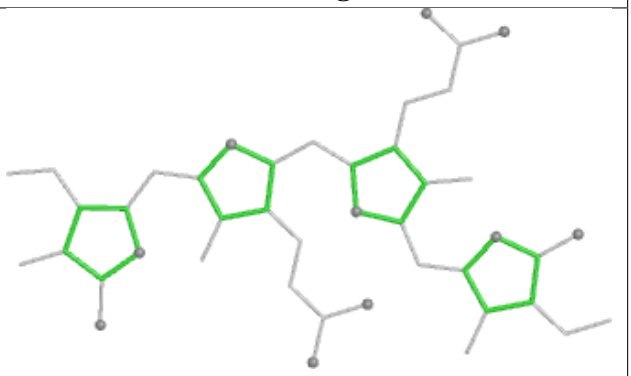

Rings

Ligand SQD d1 414

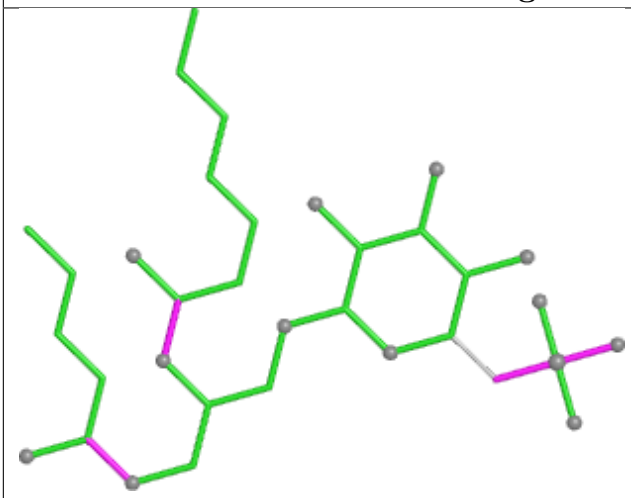

Bond lengths

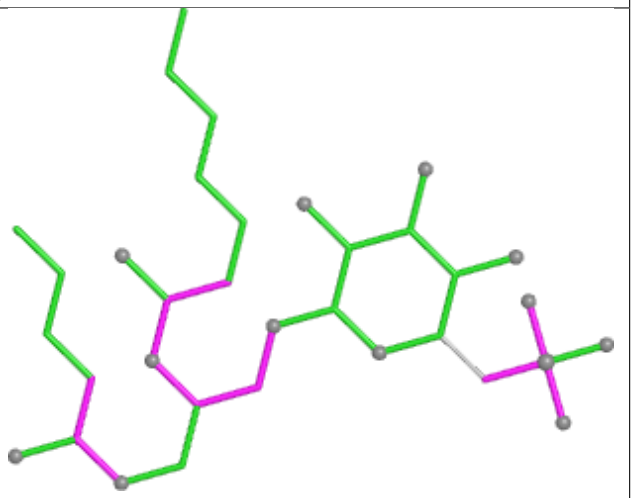

Bond angles

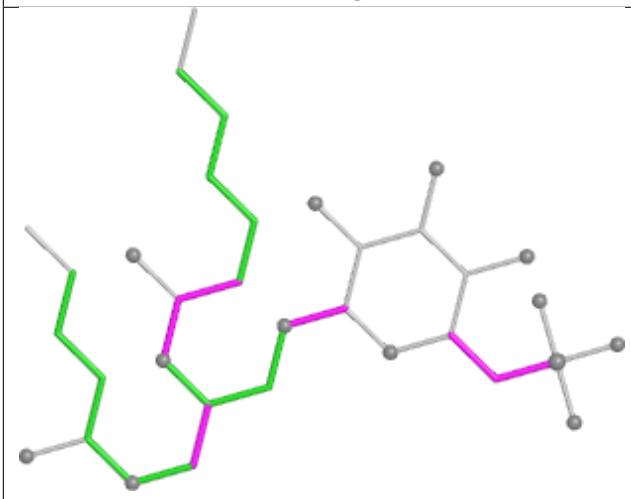

Torsions

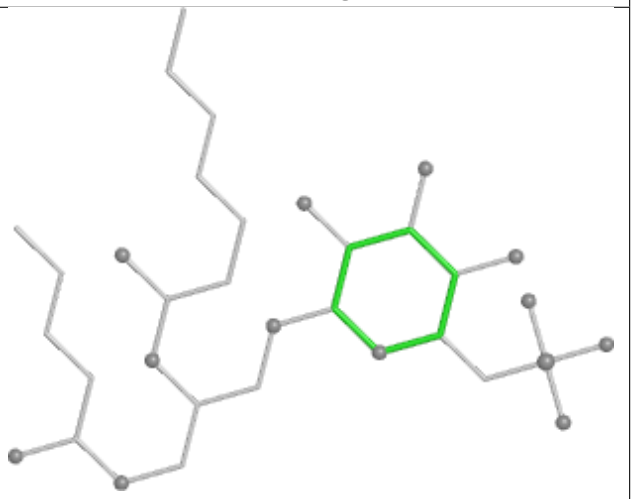

Rings

Ligand DGD c1 518

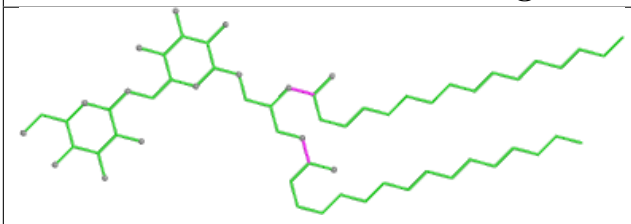

Bond lengths

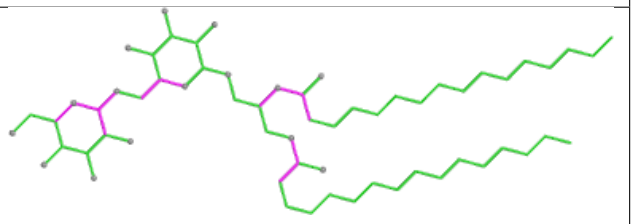

Bond angles

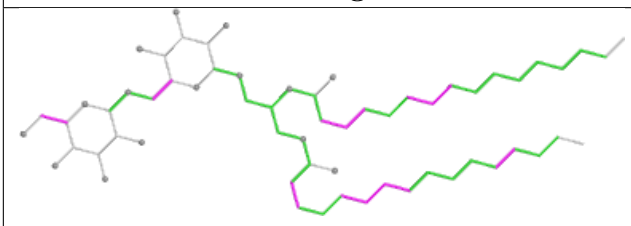

Torsions

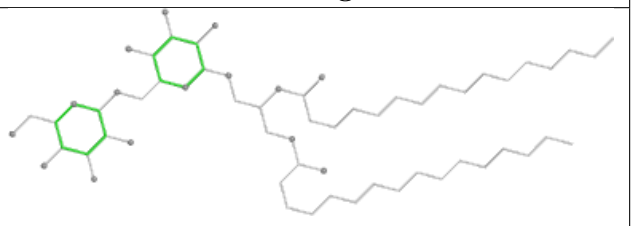

Rings

Ligand BCR iD 102	
 Bond lengths	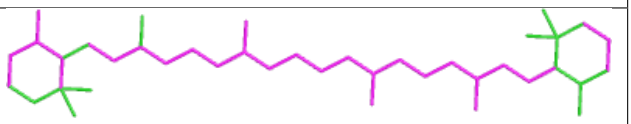 Bond angles
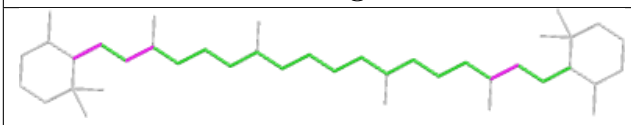 Torsions	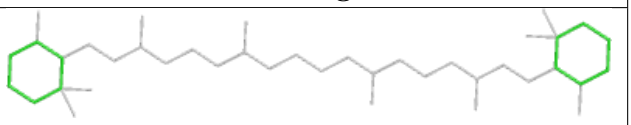 Rings

Ligand CLA I1 101	
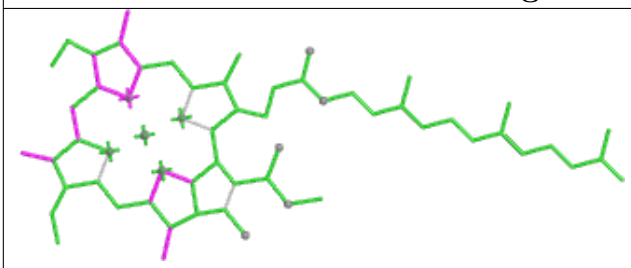 Bond lengths	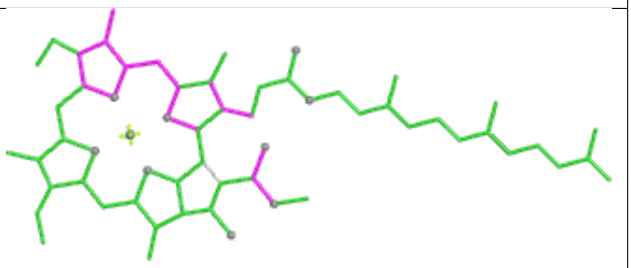 Bond angles
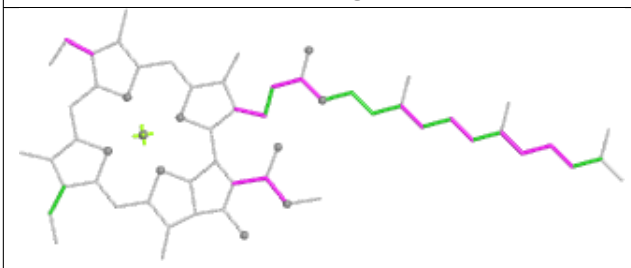 Torsions	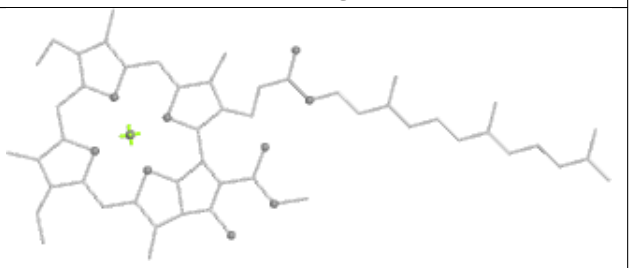 Rings

Ligand CYC b2 201

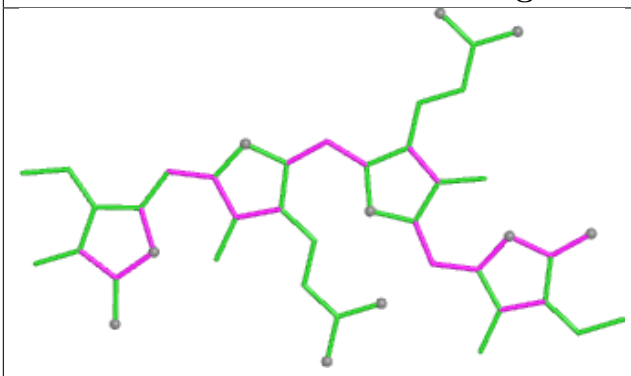

Bond lengths

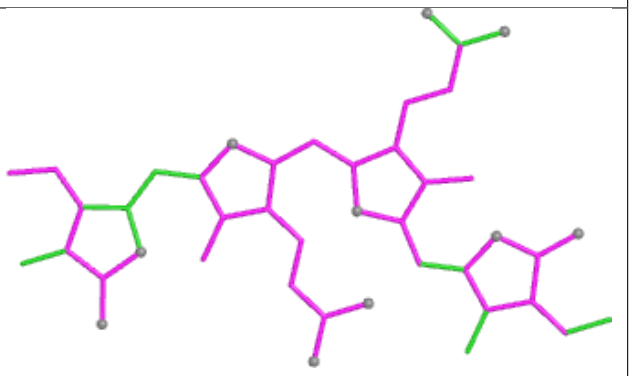

Bond angles

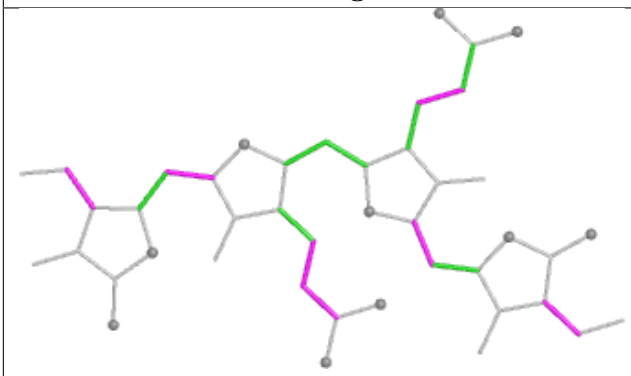

Torsions

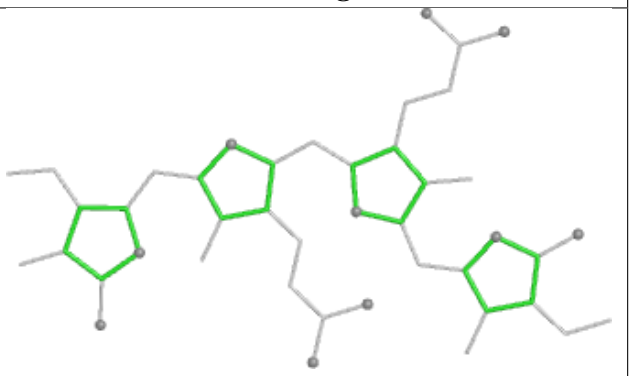

Rings

Ligand CLA aE 405

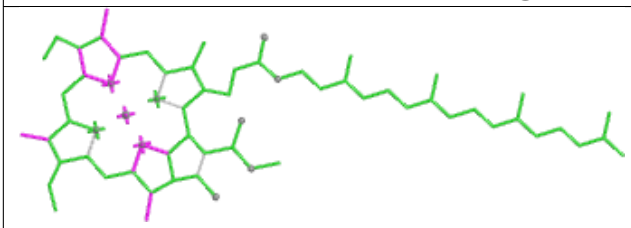

Bond lengths

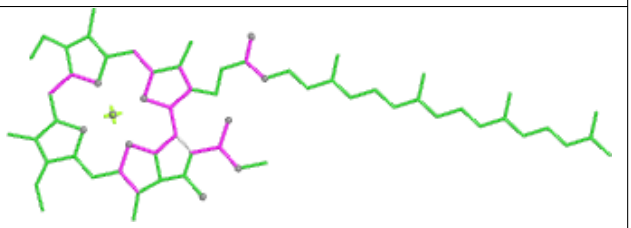

Bond angles

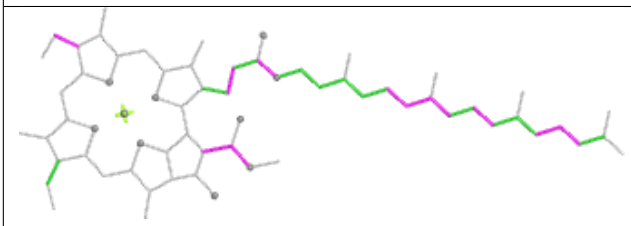

Torsions

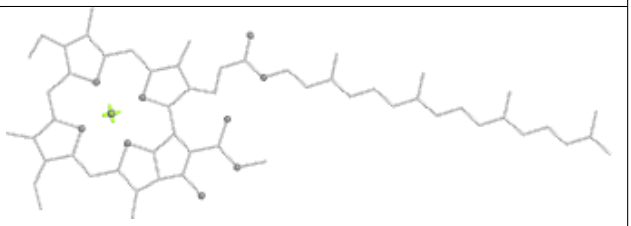

Rings

Ligand LMT iE 103

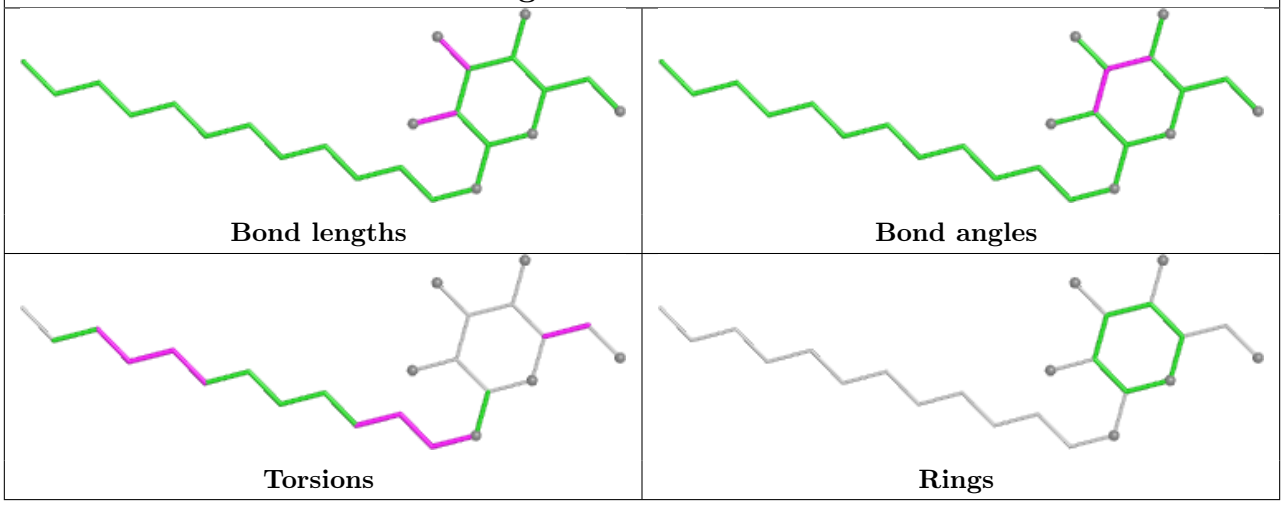

Ligand LHG dD 410

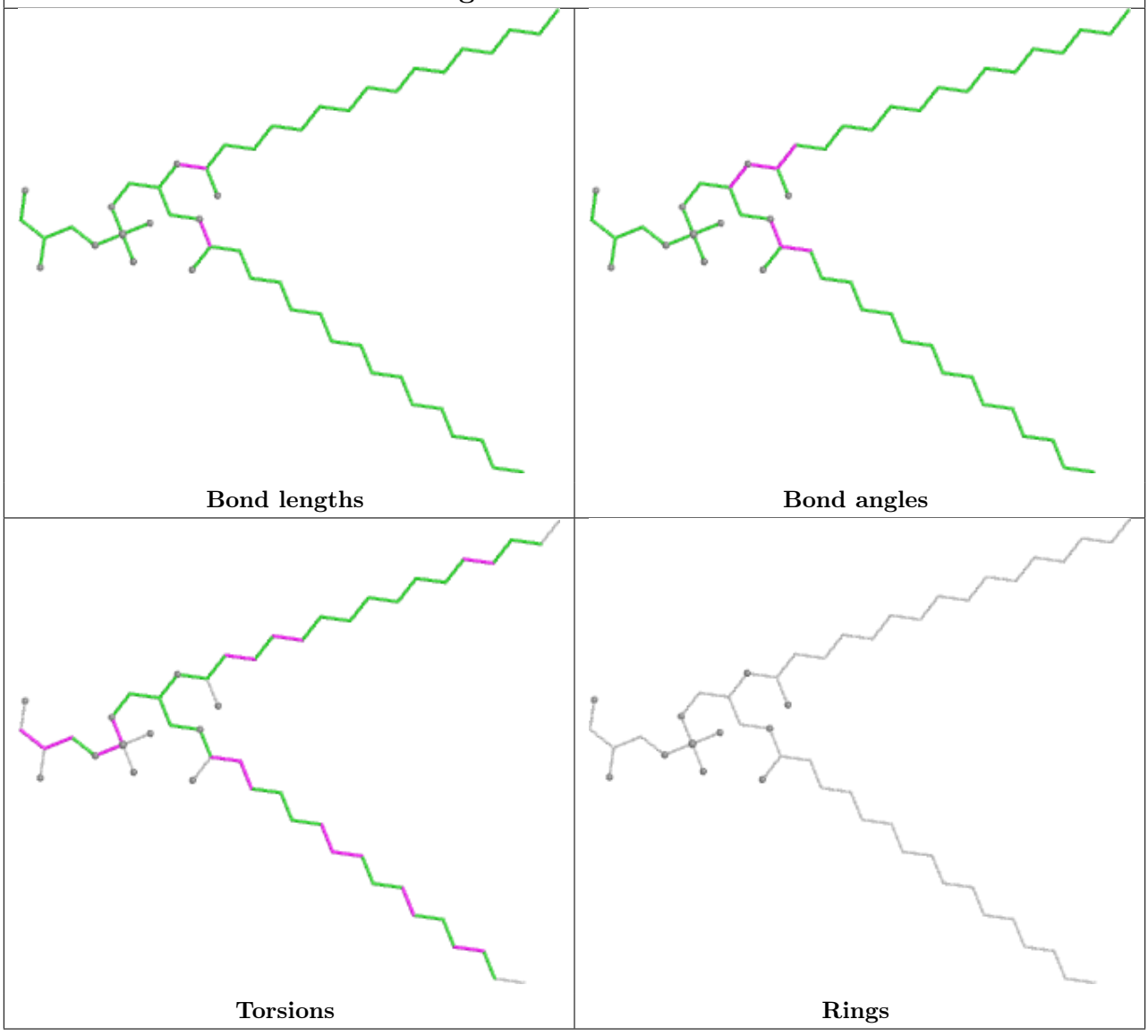

Ligand CLA BD 602

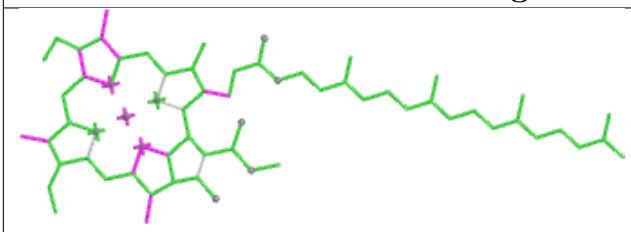

Bond lengths

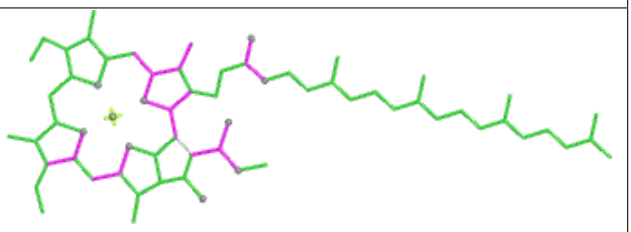

Bond angles

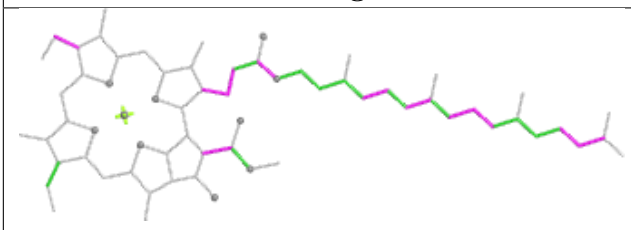

Torsions

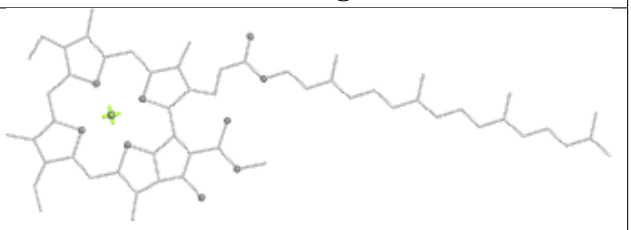

Rings

Ligand PL9 A1 406



Bond lengths

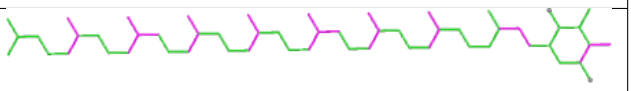

Bond angles

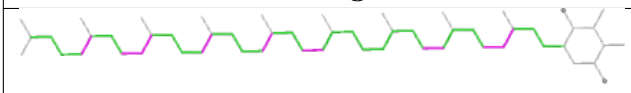

Torsions

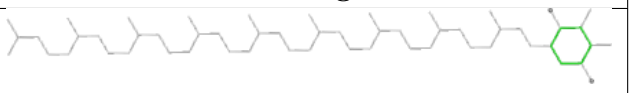

Rings

Ligand CYC d3 201

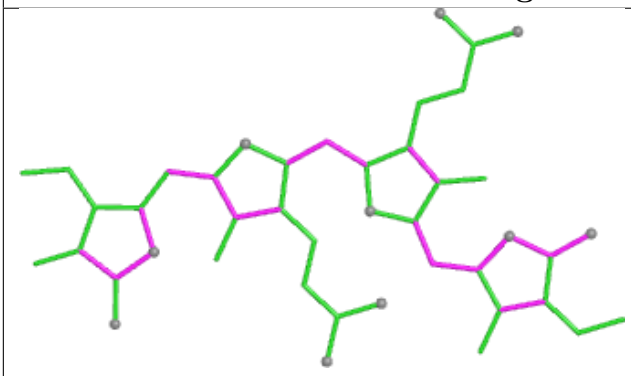

Bond lengths

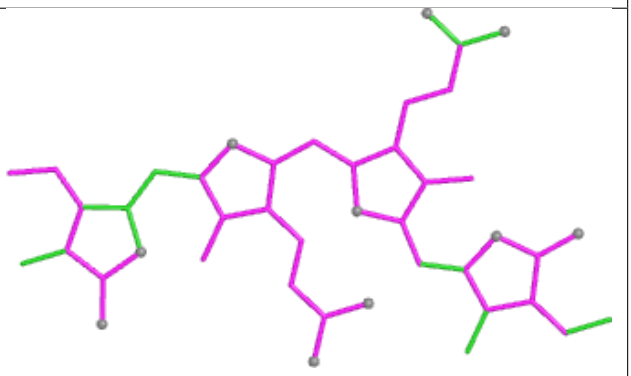

Bond angles

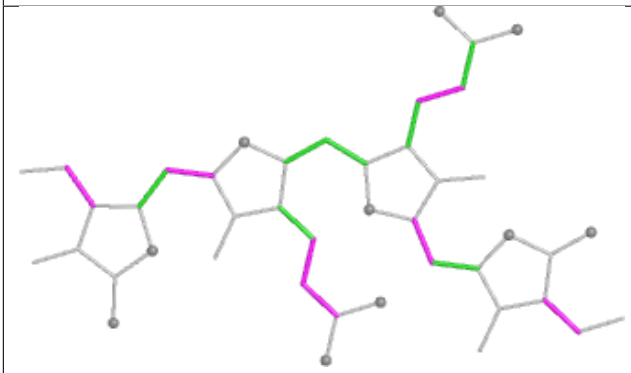

Torsions

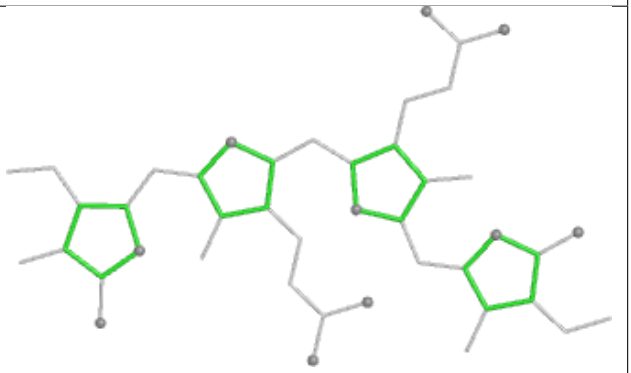

Rings

Ligand LHG DE 409

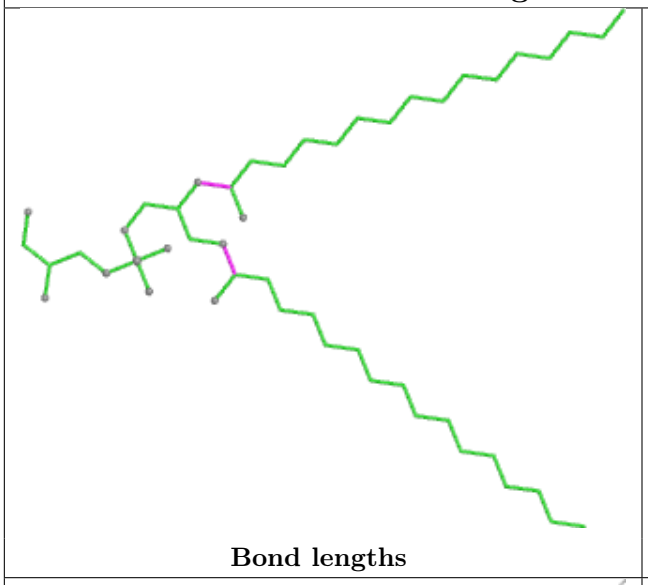

Bond lengths

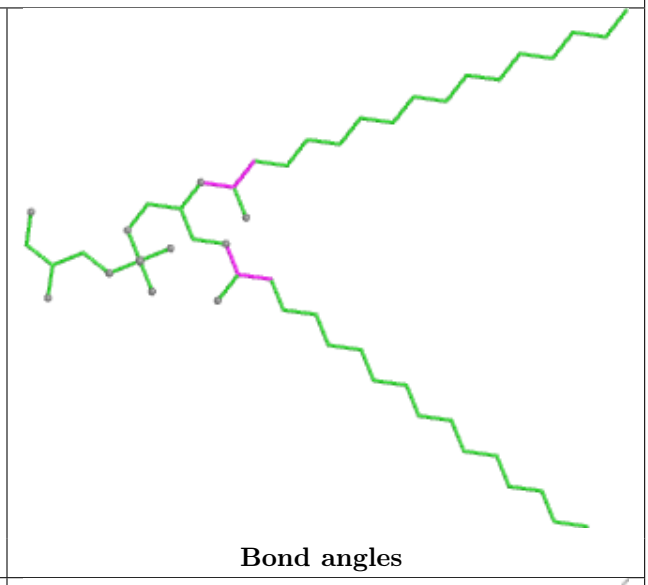

Bond angles

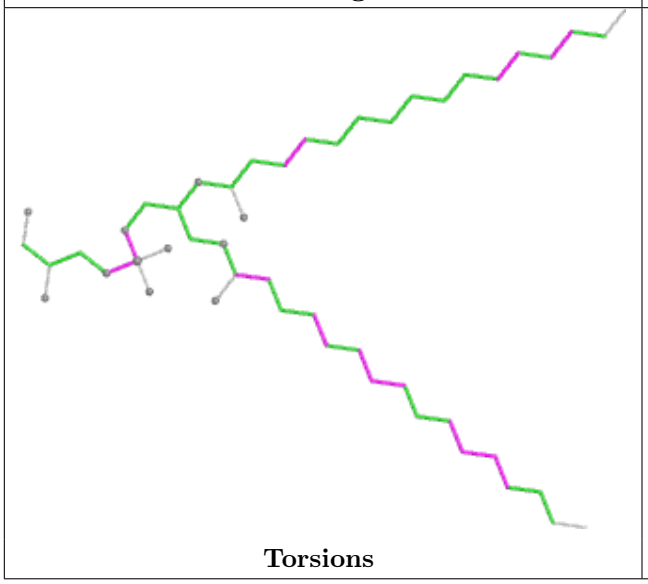

Torsions

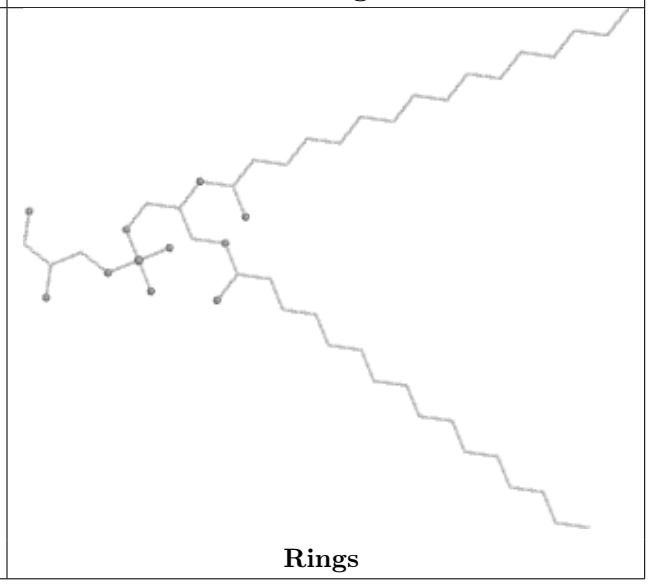

Rings

Ligand BCR h1 105



Bond lengths

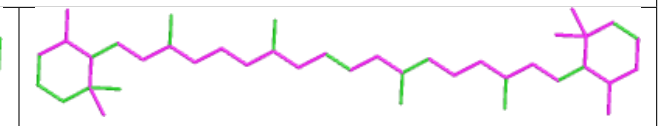

Bond angles

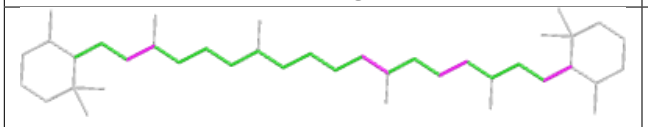

Torsions

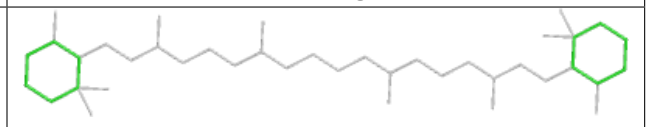

Rings

Ligand CYC 9F 201

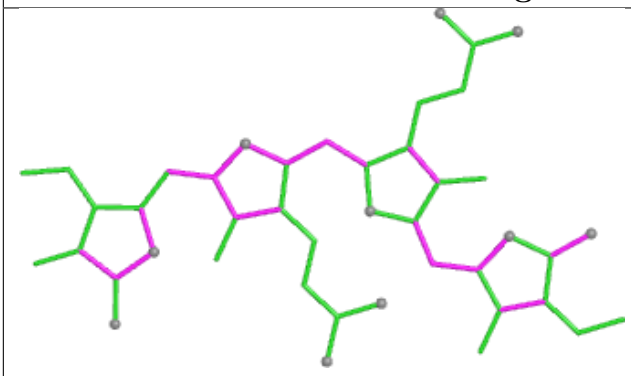

Bond lengths

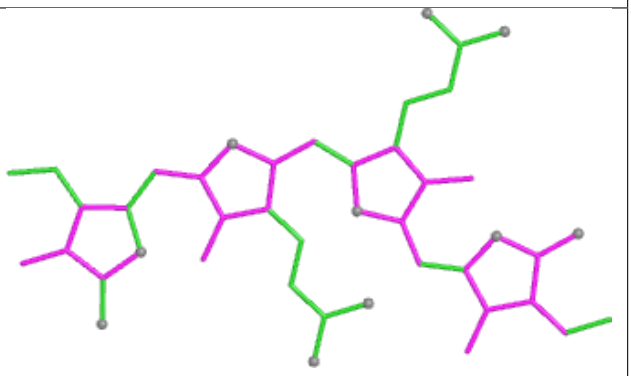

Bond angles

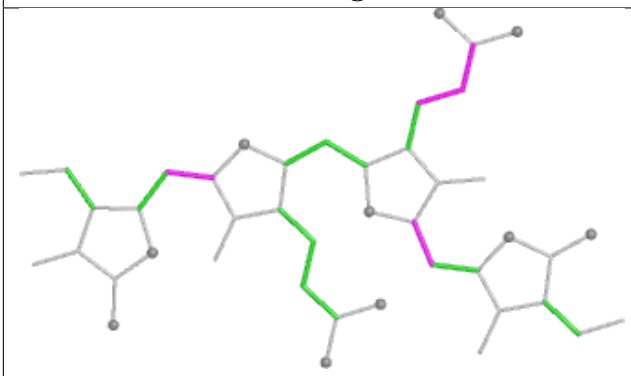

Torsions

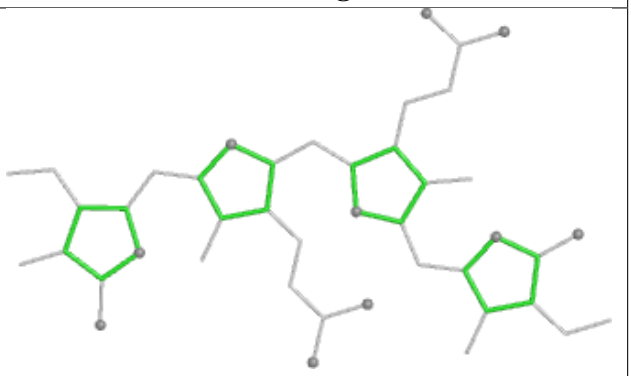

Rings

Ligand CYC cK 201

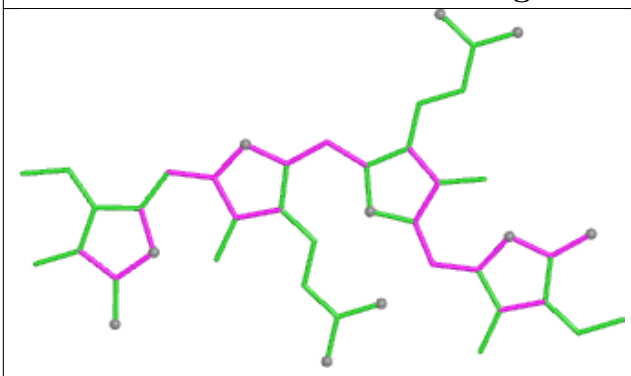

Bond lengths

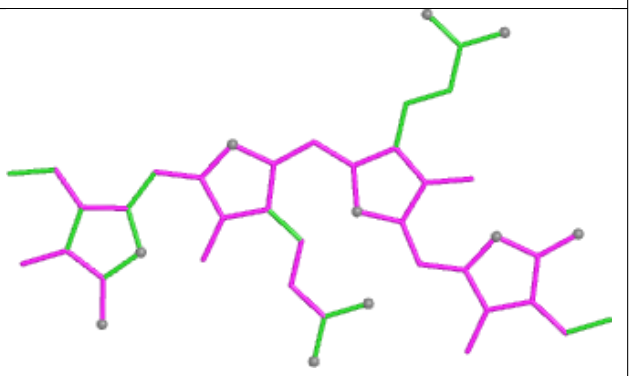

Bond angles

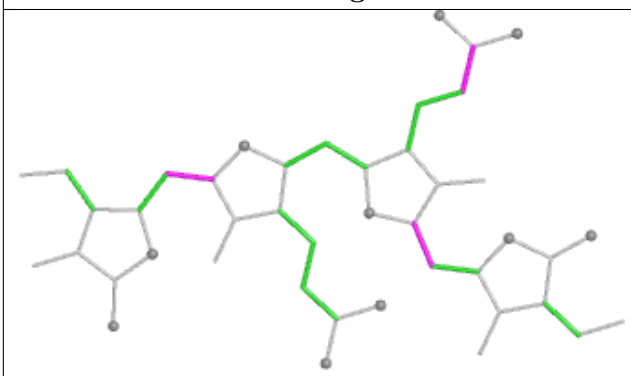

Torsions

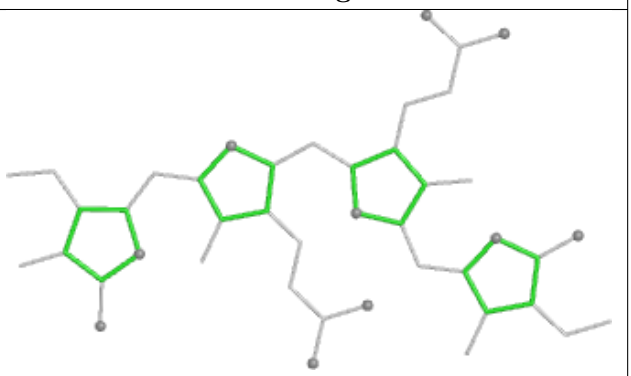

Rings

Ligand CLA BE 604

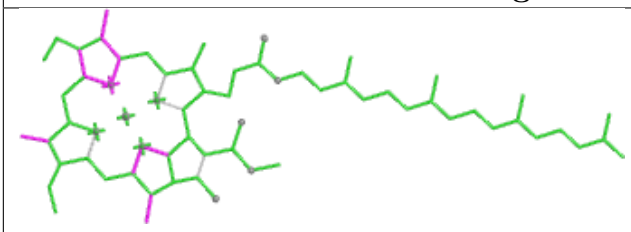

Bond lengths

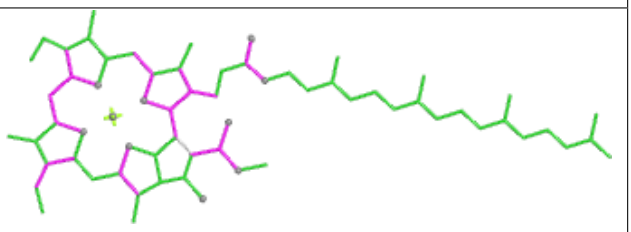

Bond angles

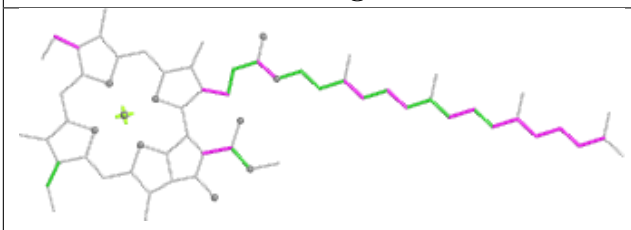

Torsions

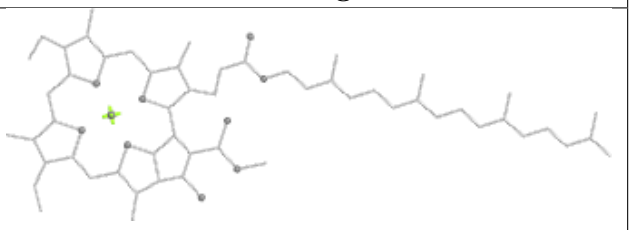

Rings

Ligand CYC bJ 201

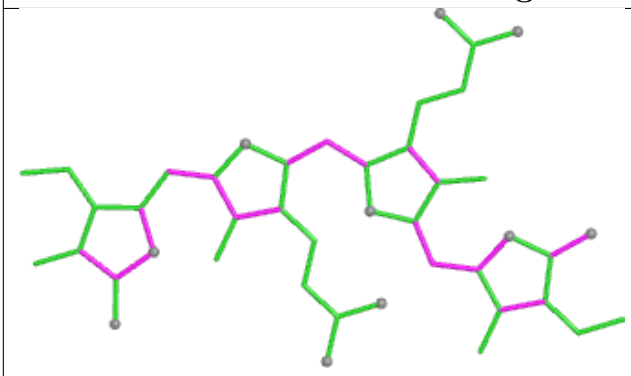

Bond lengths

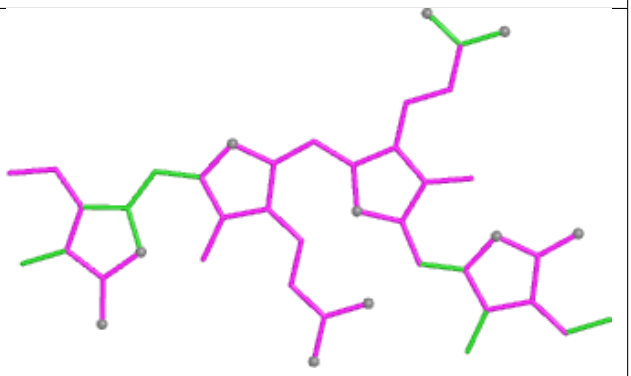

Bond angles

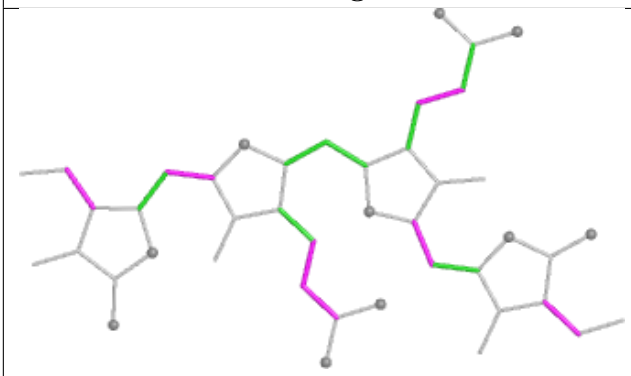

Torsions

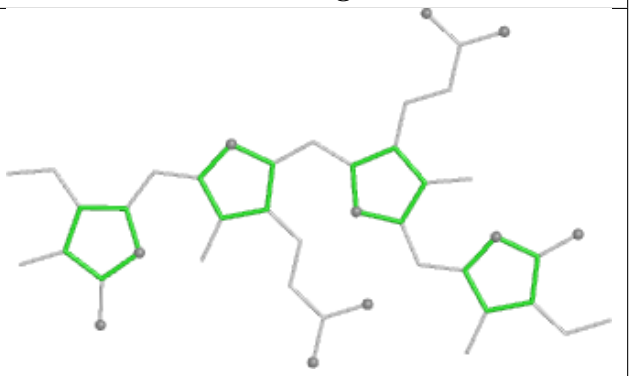

Rings

Ligand LMT dE 412



Bond lengths



Bond angles



Torsions

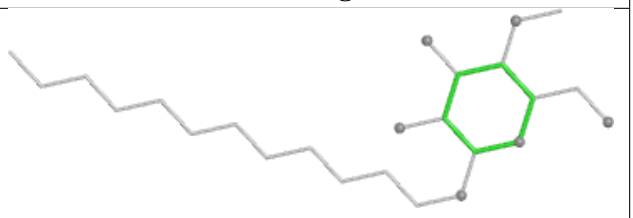

Rings

Ligand CLA bD 613

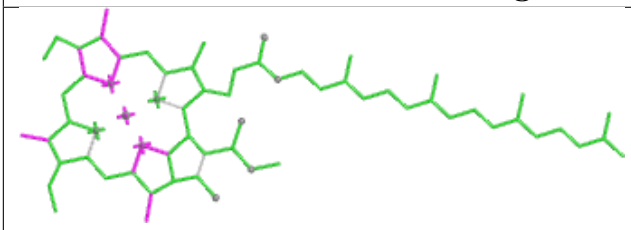

Bond lengths

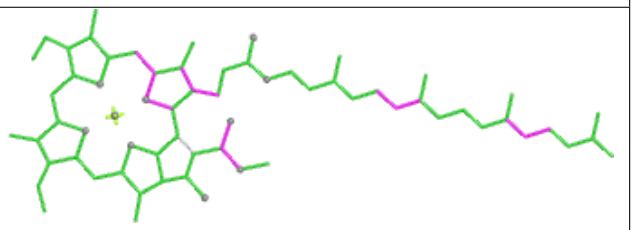

Bond angles

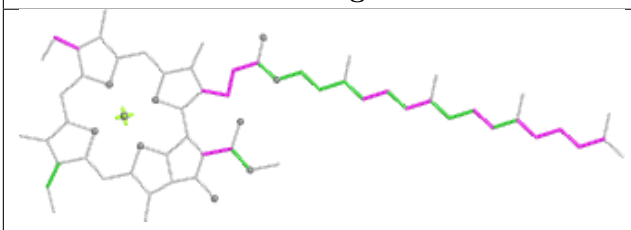

Torsions

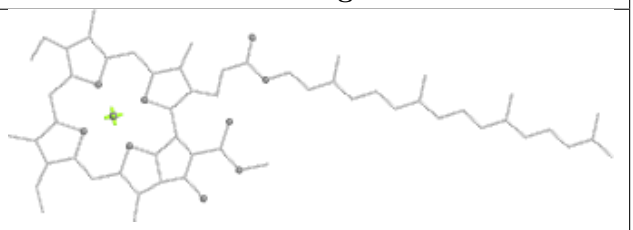

Rings

Ligand BCR c1 519

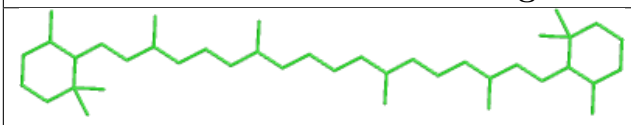

Bond lengths

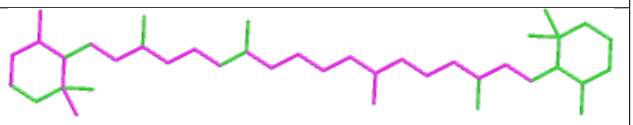

Bond angles

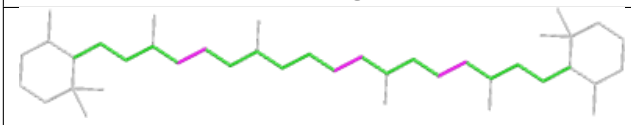

Torsions

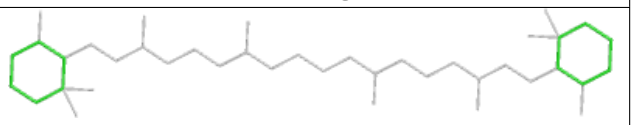

Rings

Ligand CLA xD 101

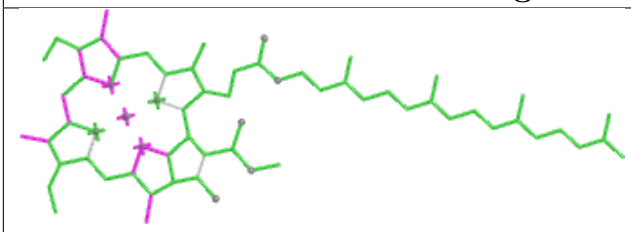

Bond lengths

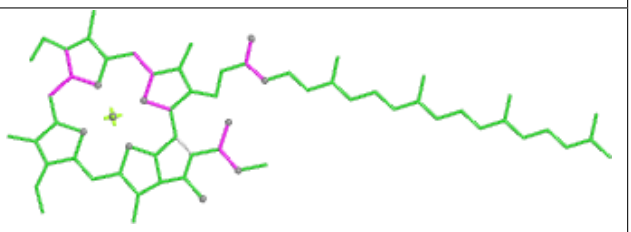

Bond angles

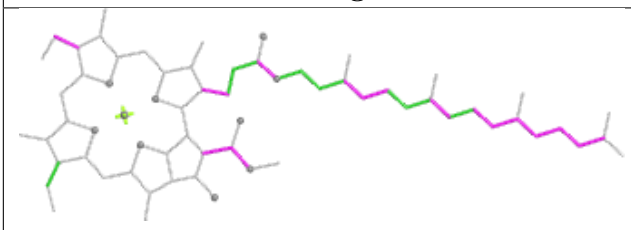

Torsions

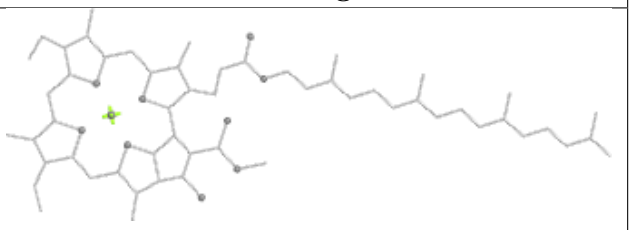

Rings

Ligand BCR dE 407



Bond lengths

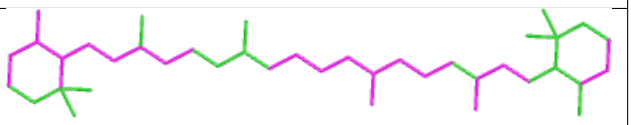

Bond angles

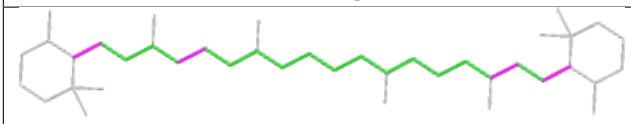

Torsions

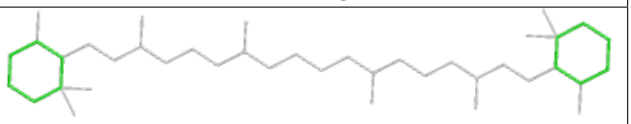

Rings

Ligand HEM EE 101

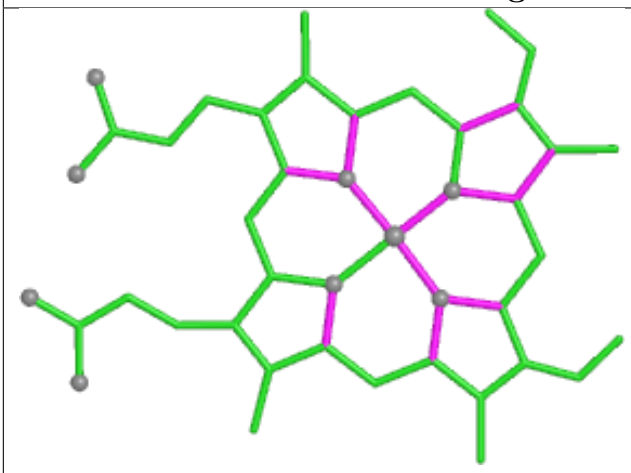

Bond lengths

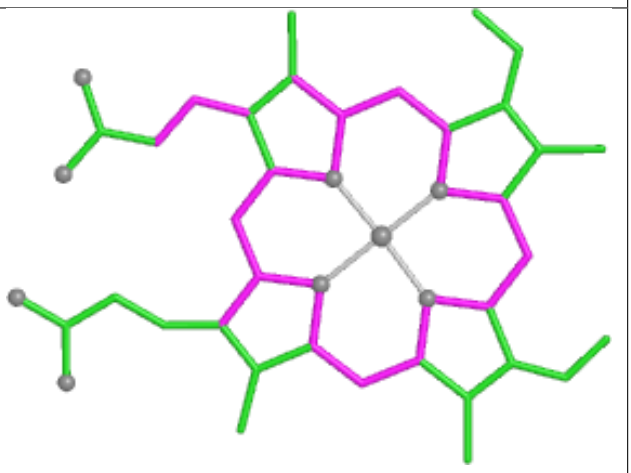

Bond angles

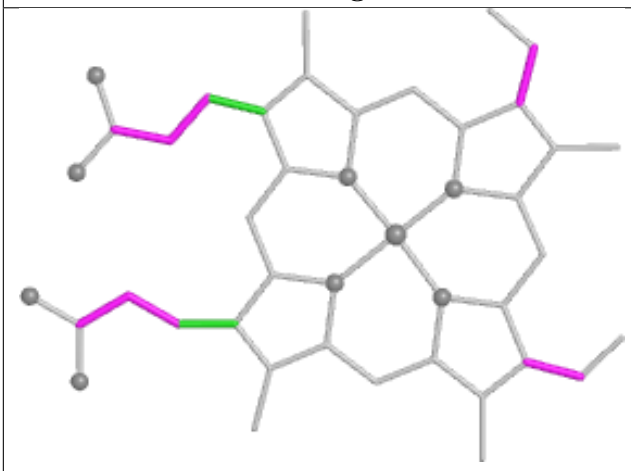

Torsions

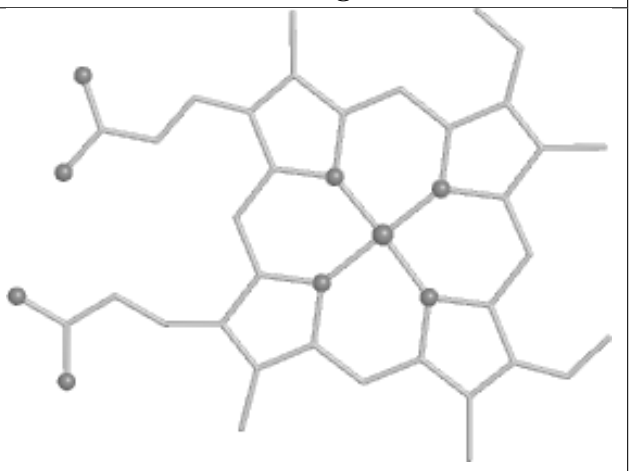

Rings

Ligand CLA bD 612

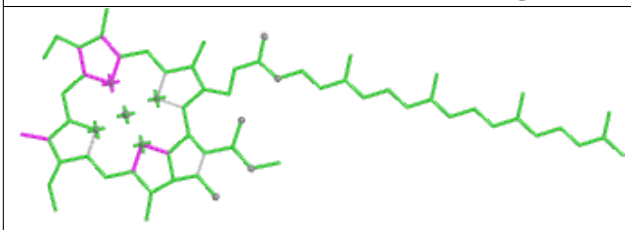

Bond lengths

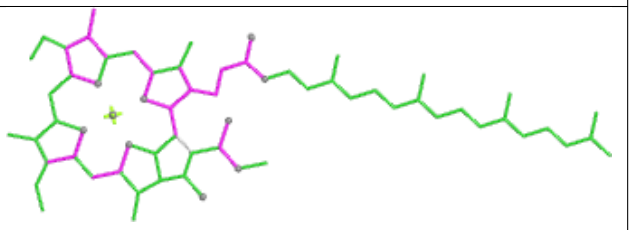

Bond angles

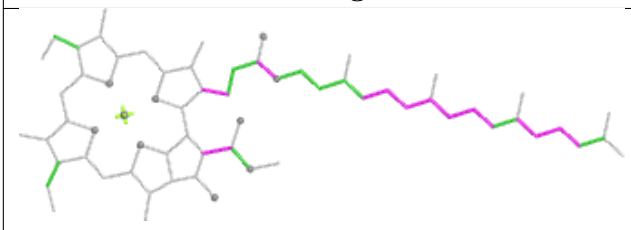

Torsions

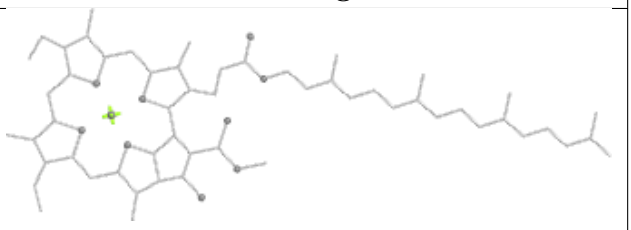

Rings

Ligand LMG BD 618

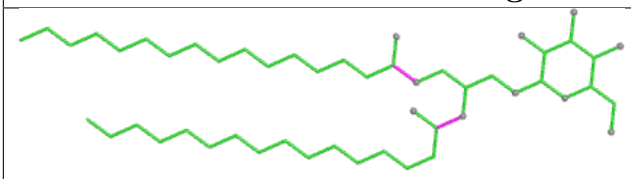

Bond lengths

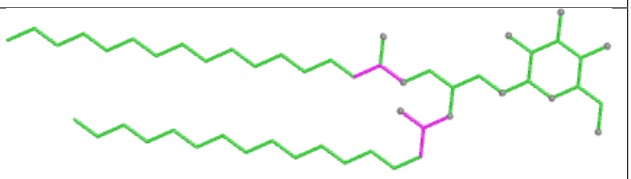

Bond angles

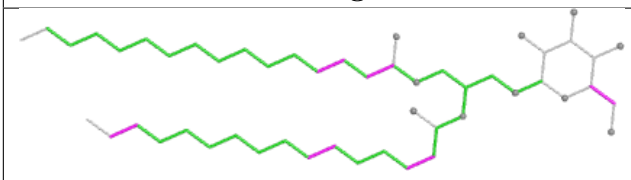

Torsions

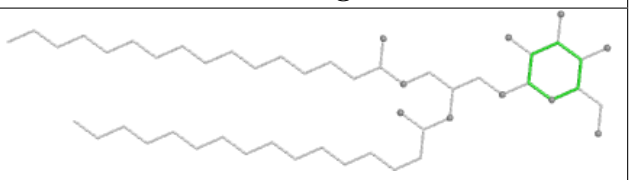

Rings

Ligand CLA a1 406

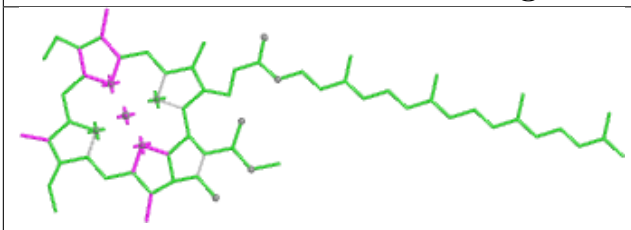

Bond lengths

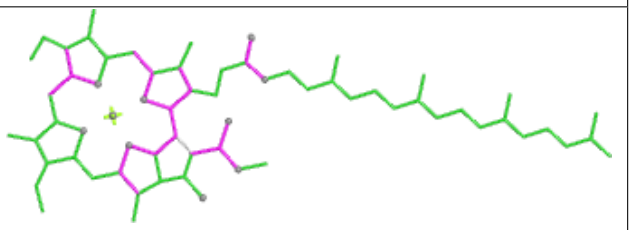

Bond angles

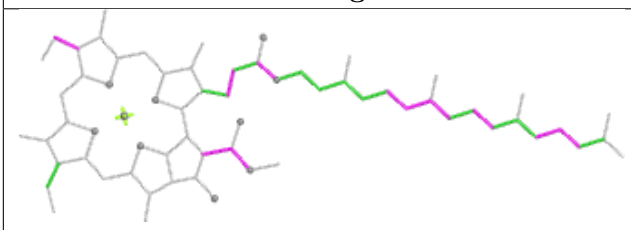

Torsions

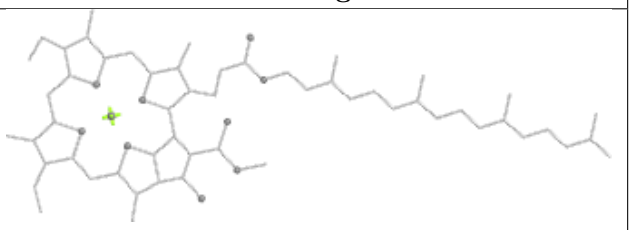

Rings

Ligand LHG d1 409

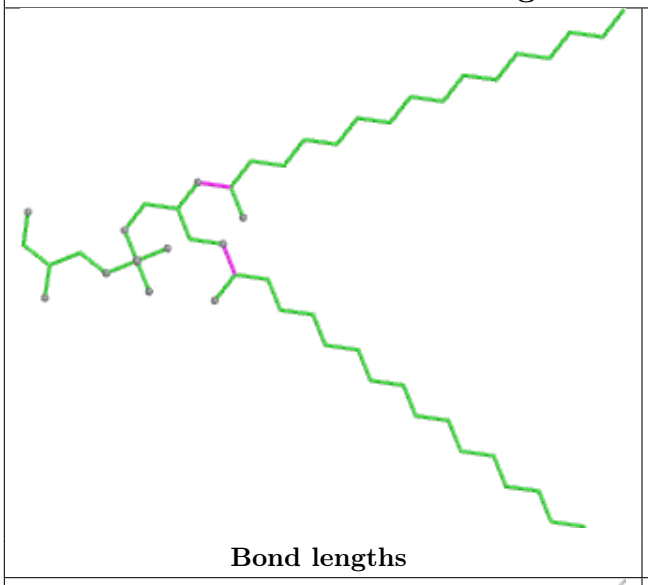

Bond lengths

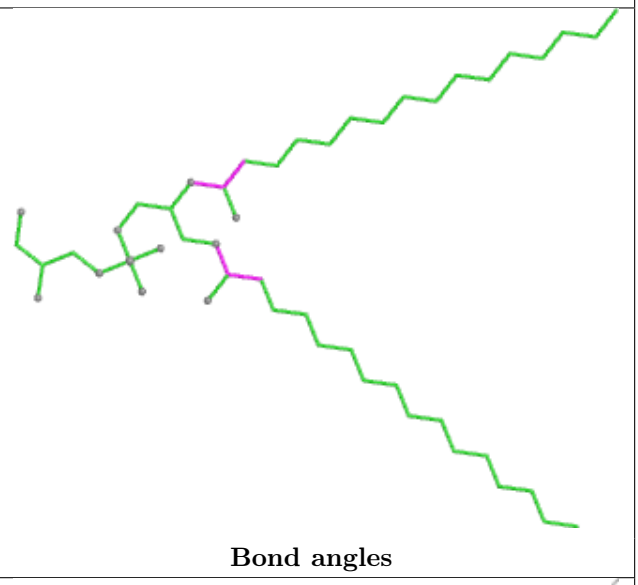

Bond angles

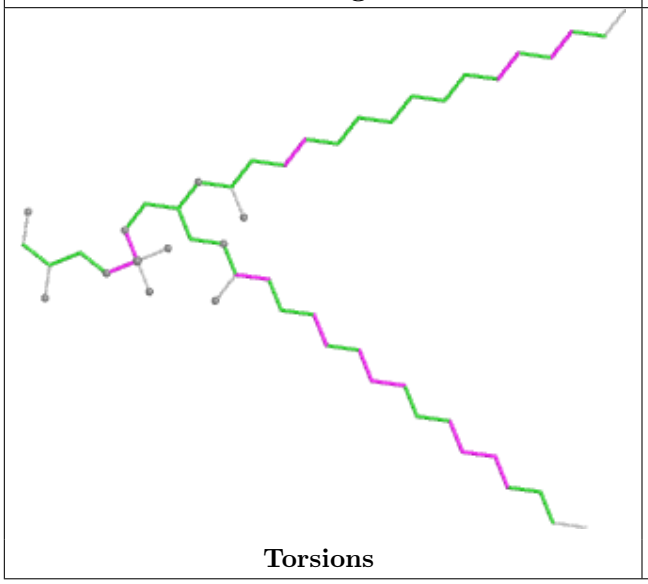

Torsions

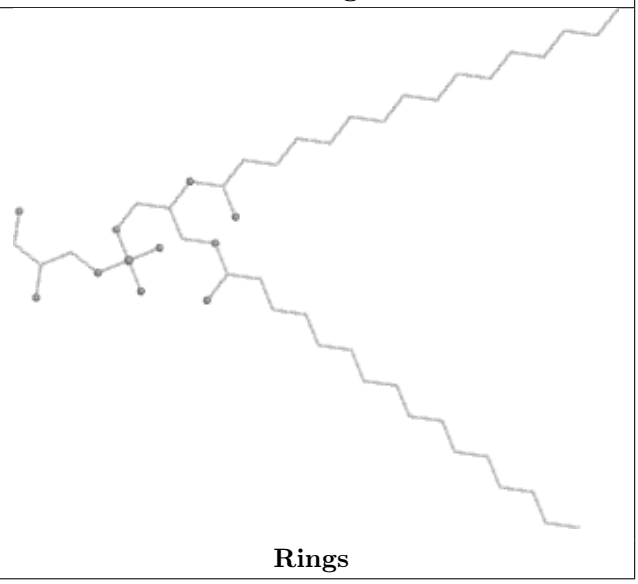

Rings

Ligand CLA h1 101

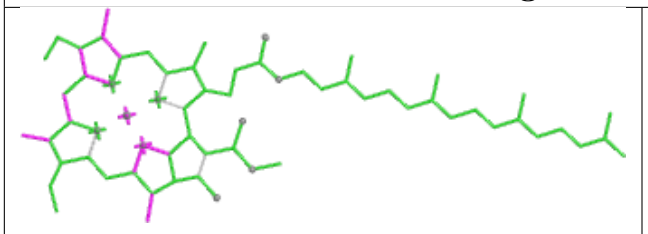

Bond lengths

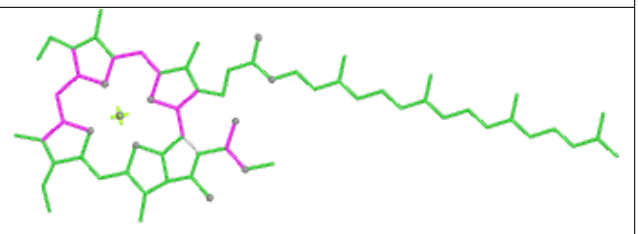

Bond angles

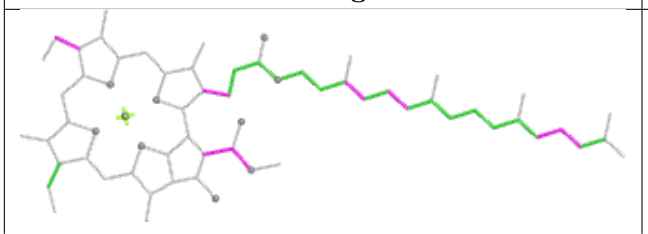

Torsions

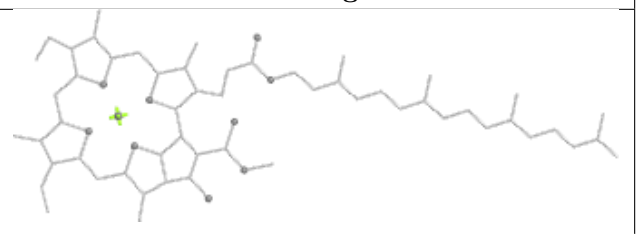

Rings

Ligand CYC jI 201

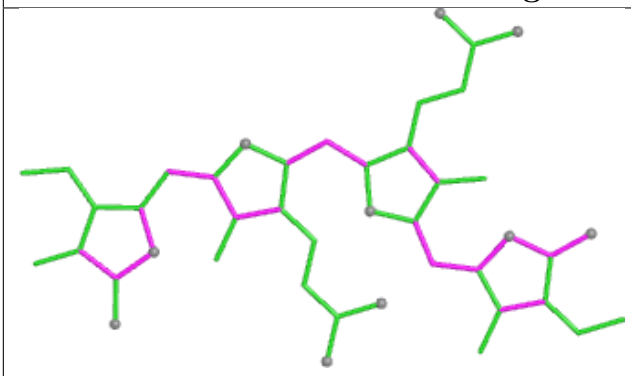

Bond lengths

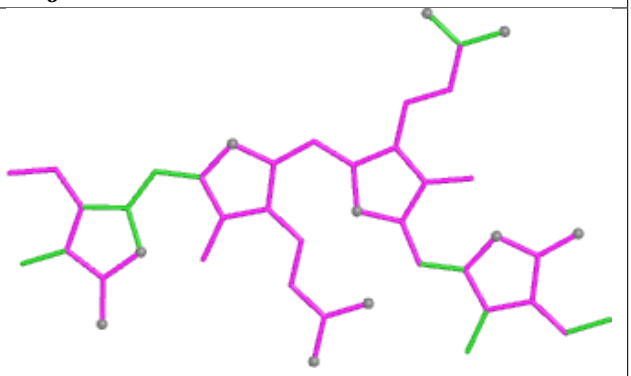

Bond angles

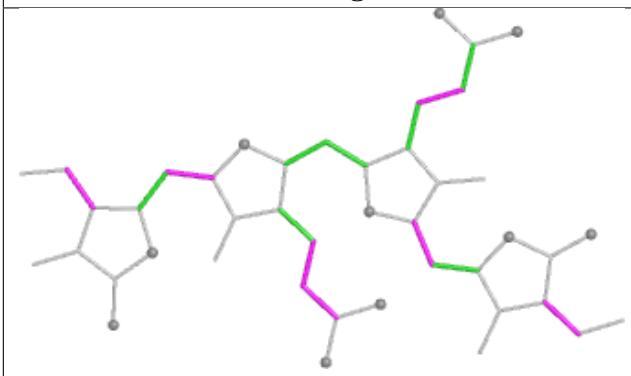

Torsions

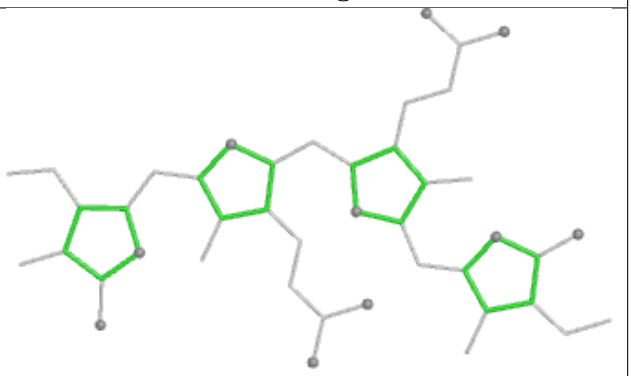

Rings

Ligand DGD HE 102

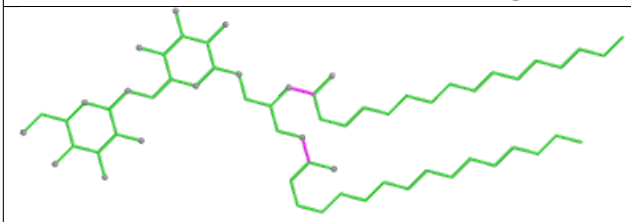

Bond lengths

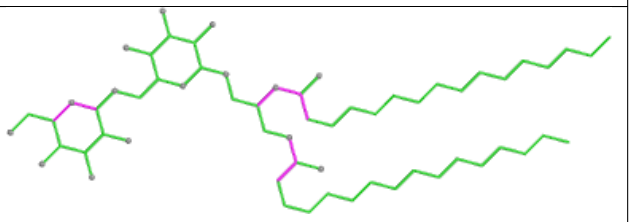

Bond angles

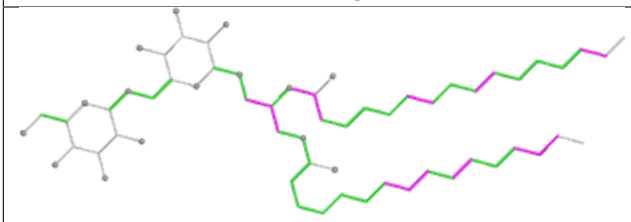

Torsions

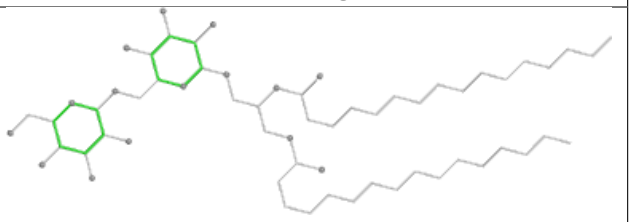

Rings

Ligand CLA aE 404

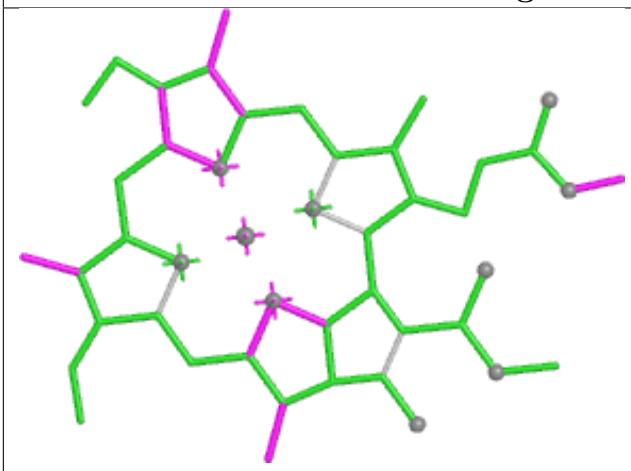

Bond lengths

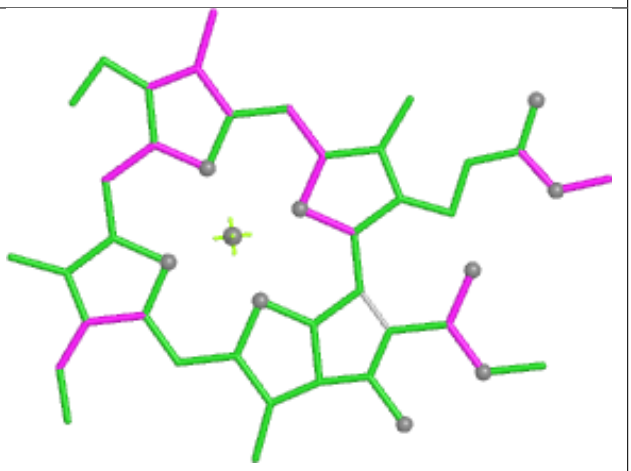

Bond angles

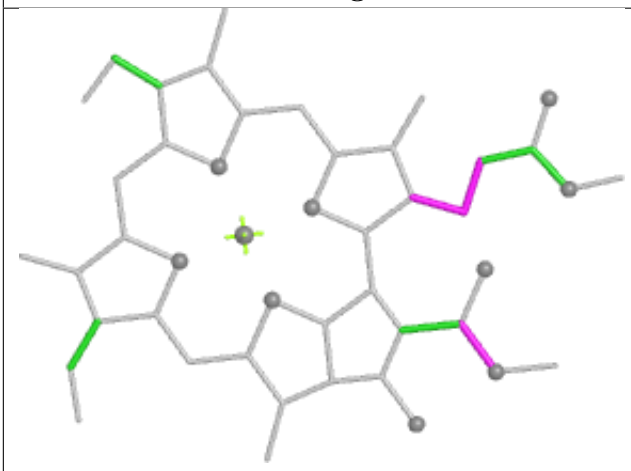

Torsions

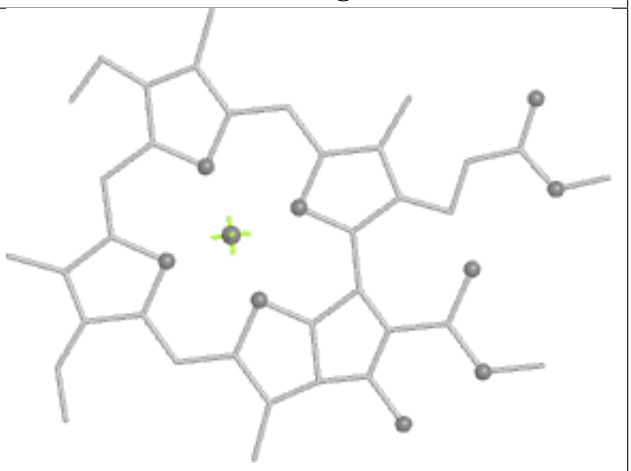

Rings

Ligand CYC c5 201

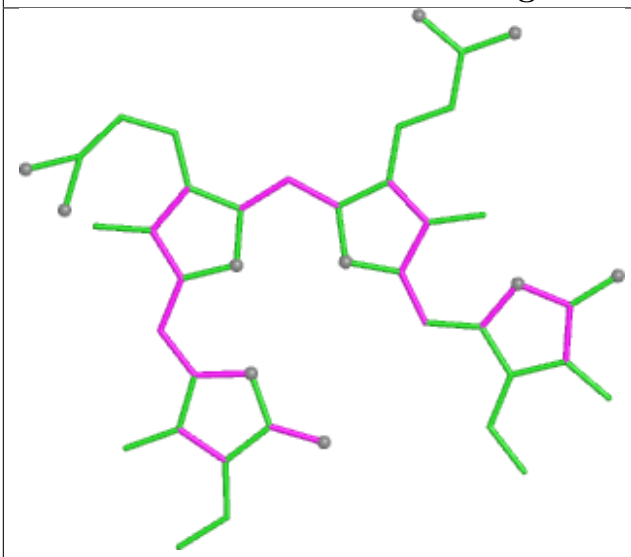

Bond lengths

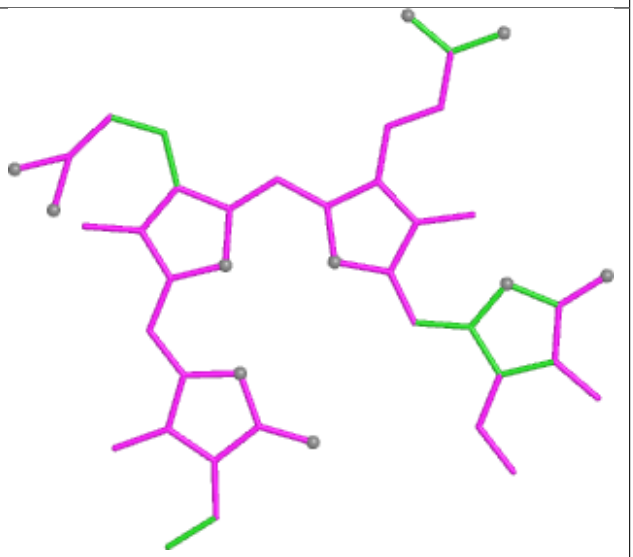

Bond angles

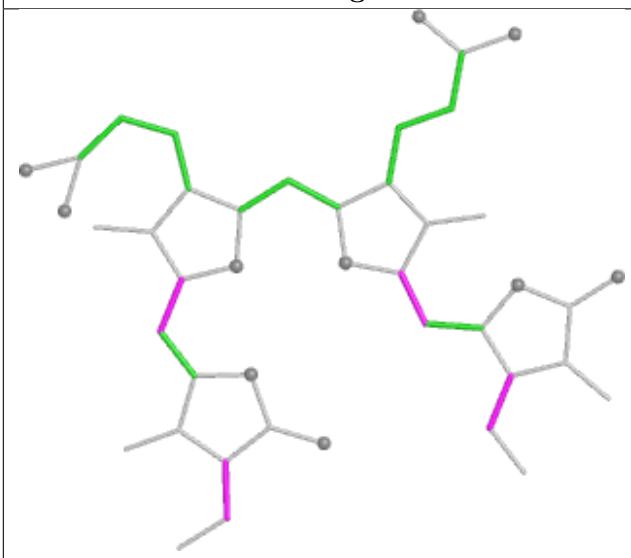

Torsions

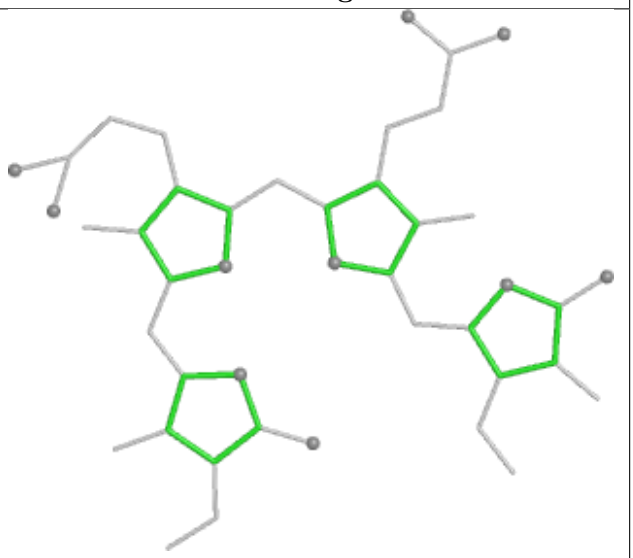

Rings

Ligand CLA AE 405

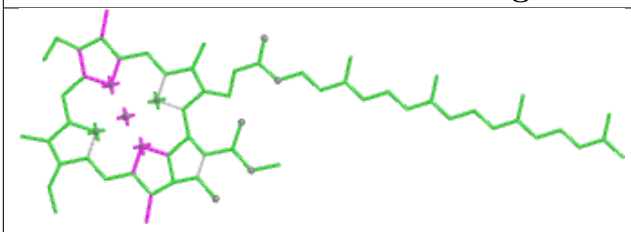

Bond lengths

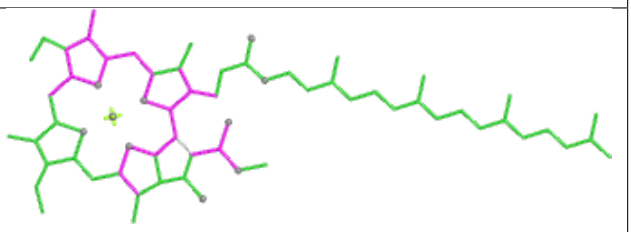

Bond angles

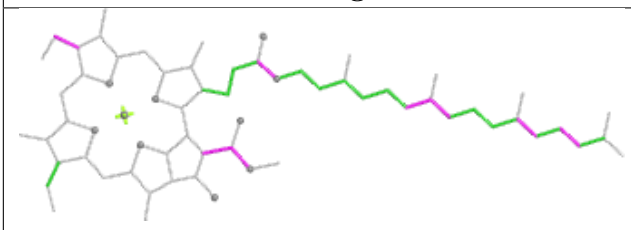

Torsions

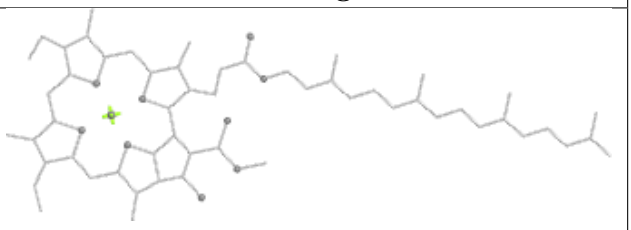

Rings

Ligand LHG aD 411

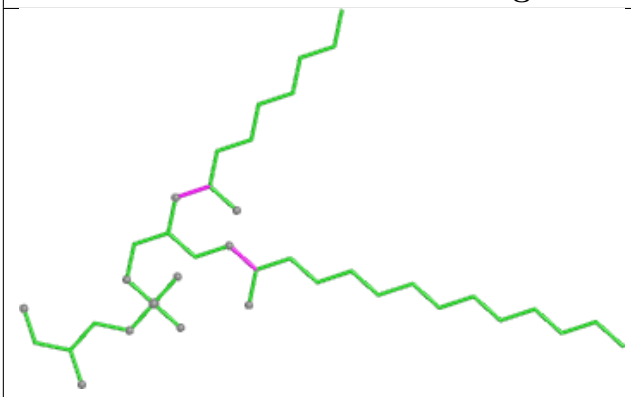

Bond lengths



Bond angles

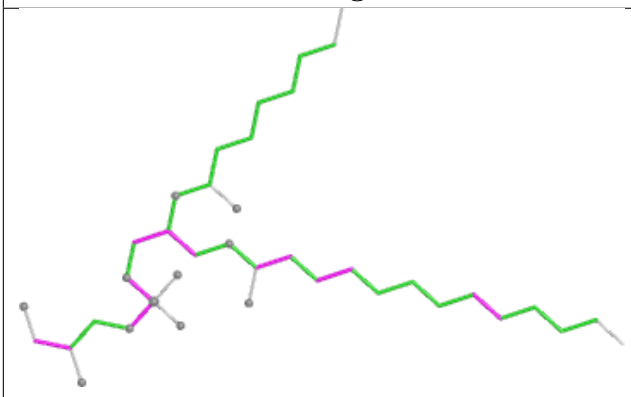

Torsions

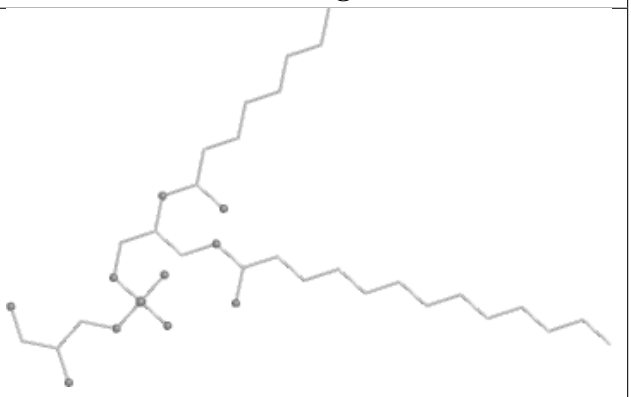

Rings

Ligand CLA C1 510

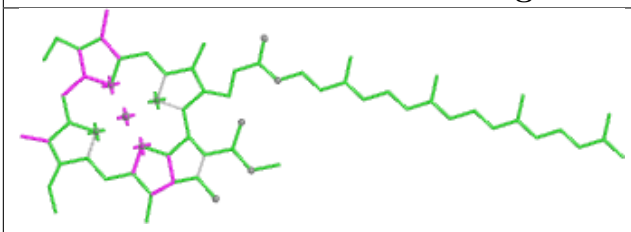

Bond lengths

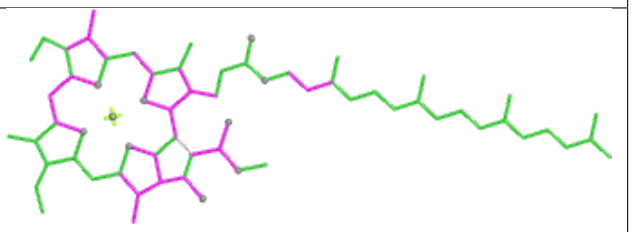

Bond angles

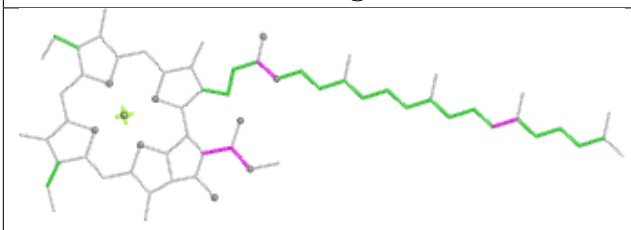

Torsions

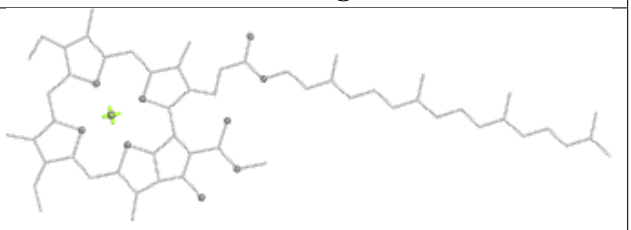

Rings

Ligand CLA BD 601

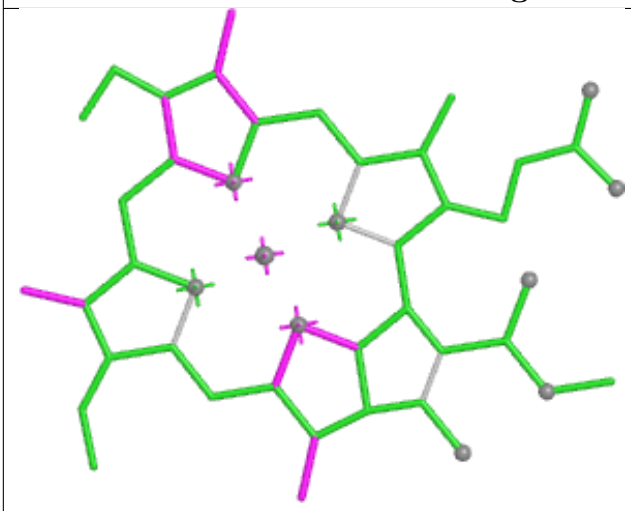

Bond lengths

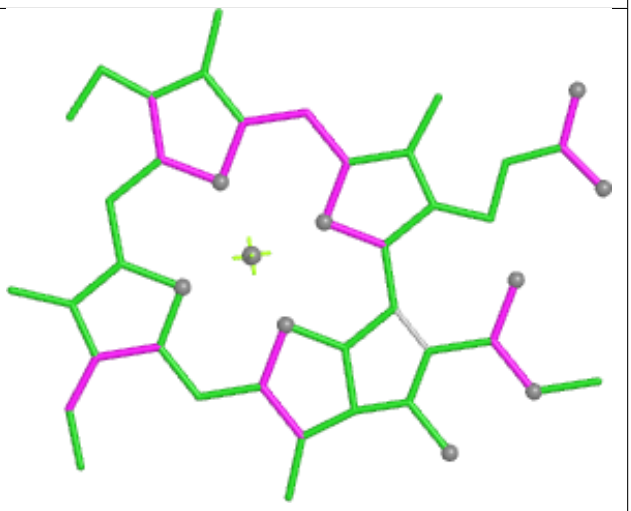

Bond angles

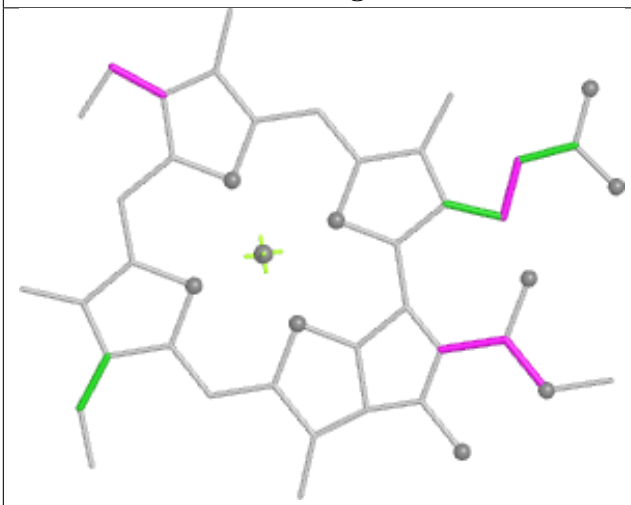

Torsions

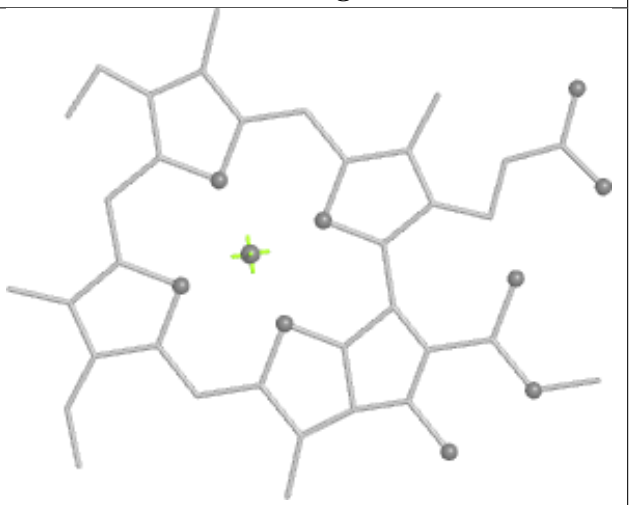

Rings

Ligand SQD dD 414

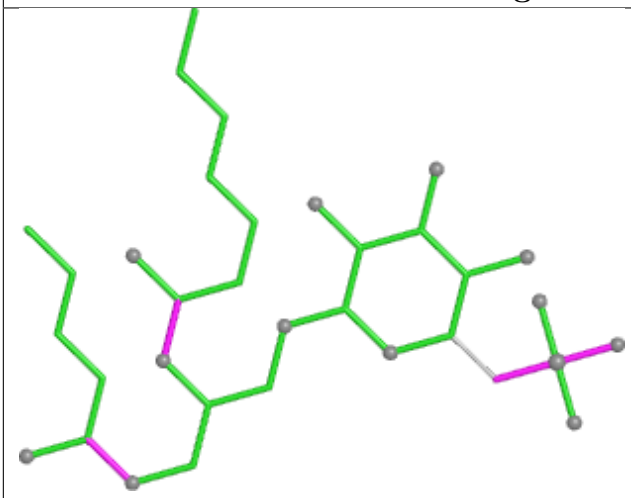

Bond lengths

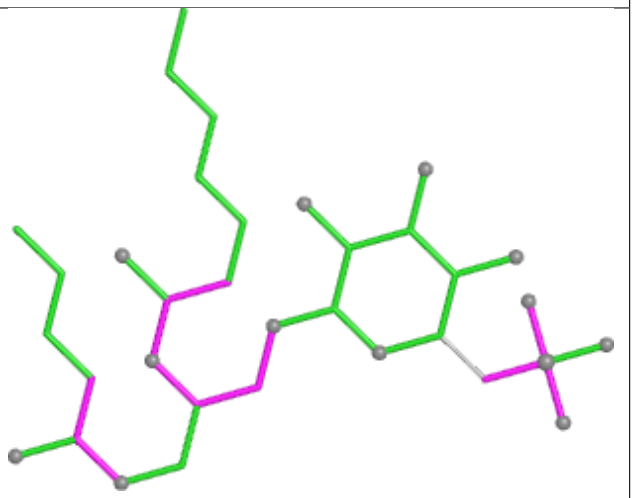

Bond angles

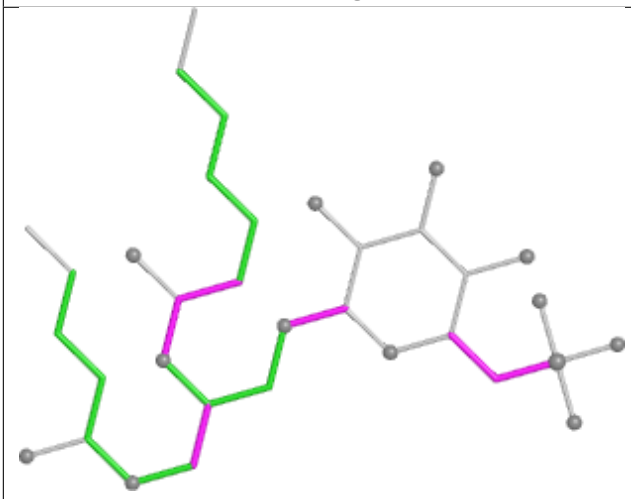

Torsions

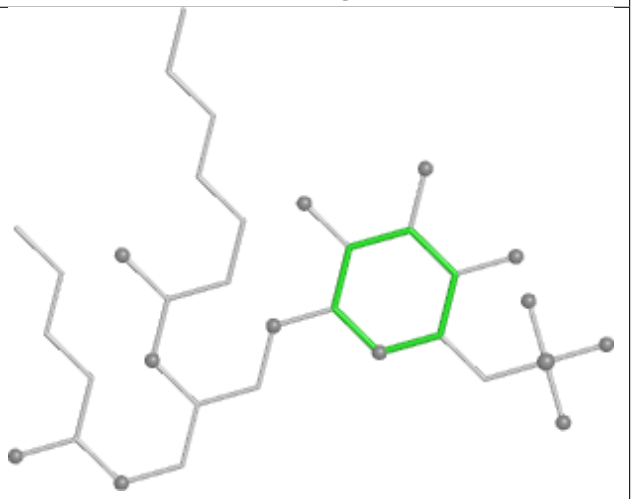

Rings

Ligand CYC PL 201

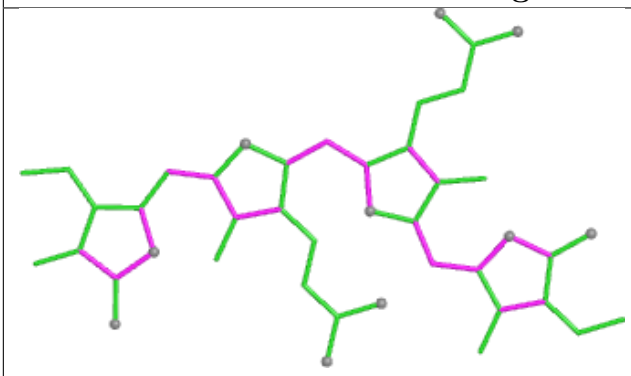

Bond lengths

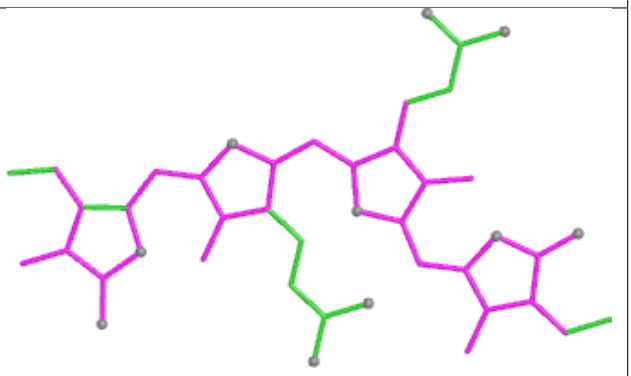

Bond angles

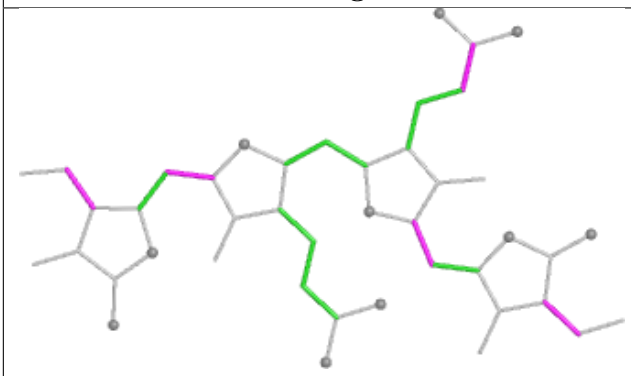

Torsions

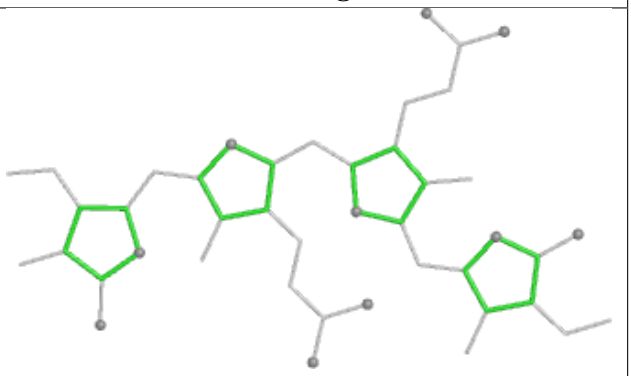

Rings

Ligand CLA BD 606

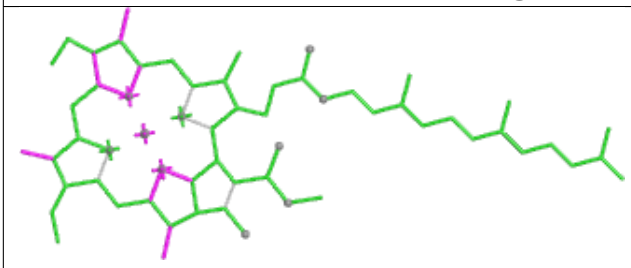

Bond lengths

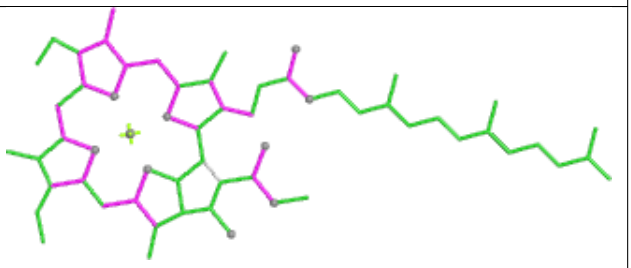

Bond angles

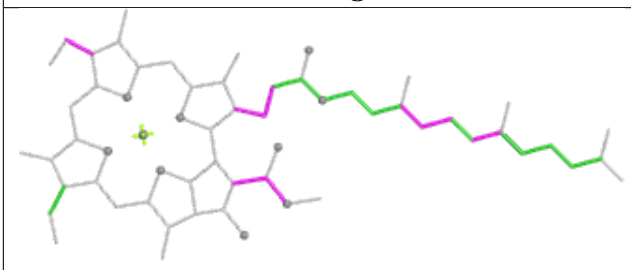

Torsions

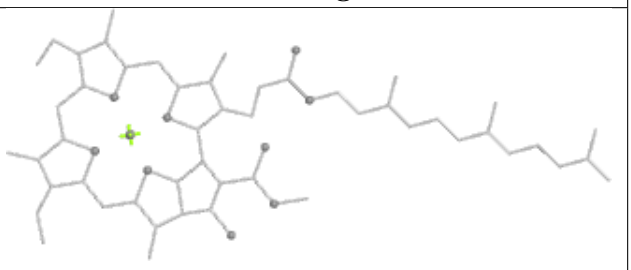

Rings

Ligand CYC LK 201

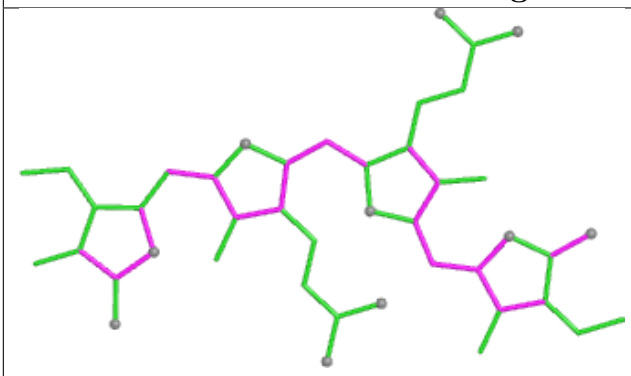

Bond lengths

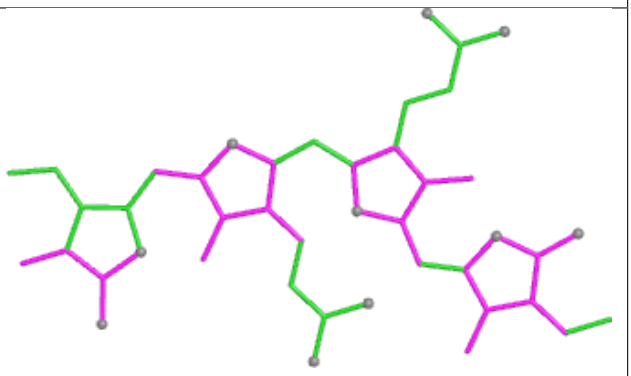

Bond angles

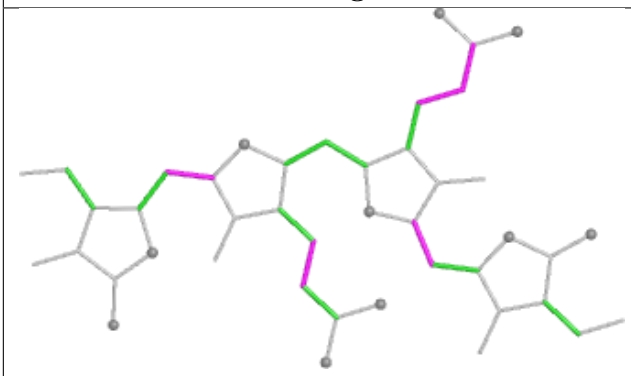

Torsions

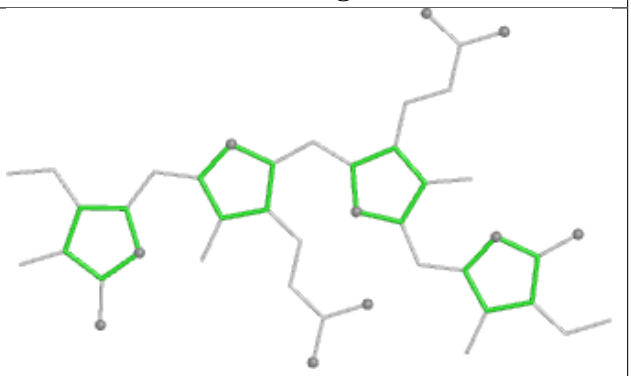

Rings

Ligand CLA cD 503

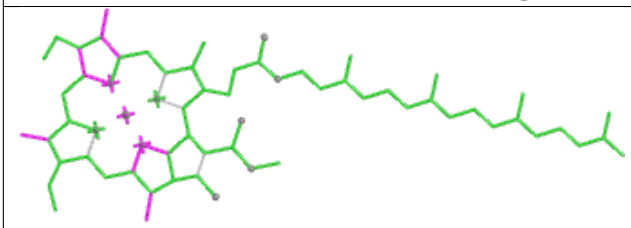

Bond lengths

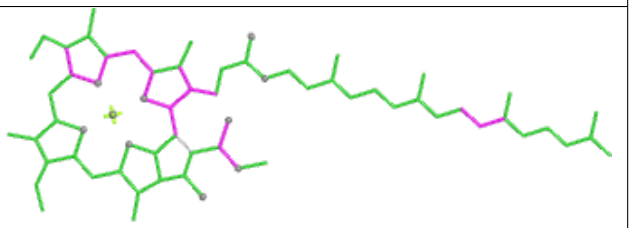

Bond angles

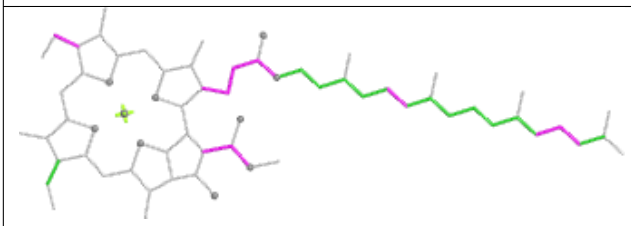

Torsions

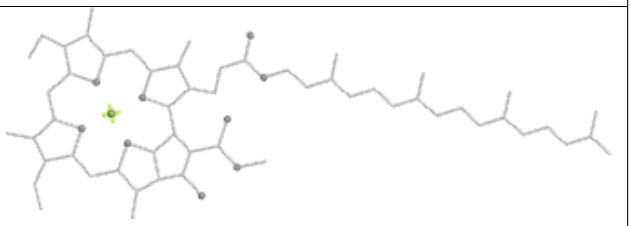

Rings

Ligand CYC 6G 201

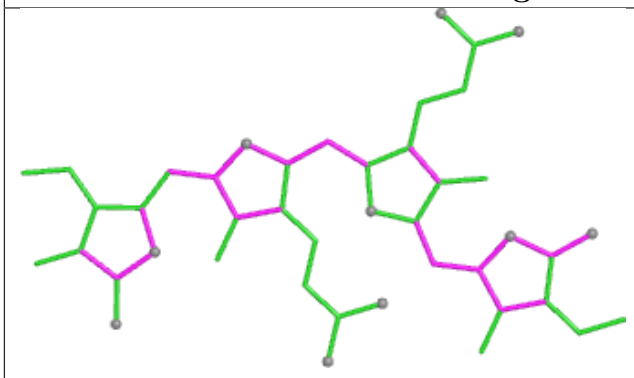

Bond lengths

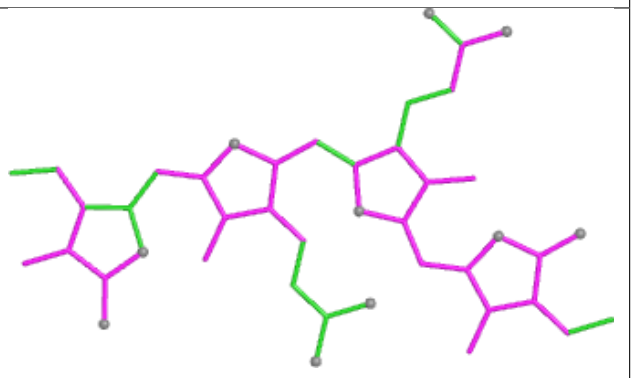

Bond angles

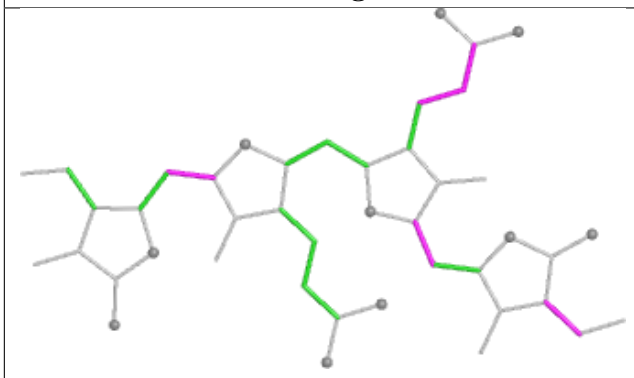

Torsions

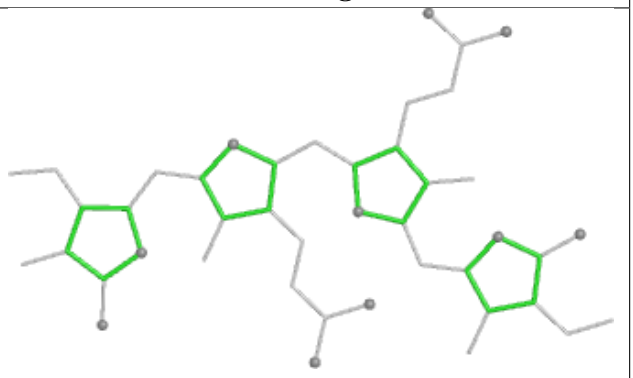

Rings

Ligand DGD hE 104

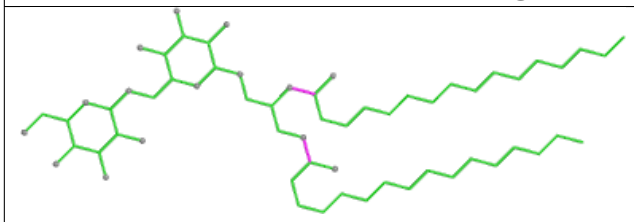

Bond lengths

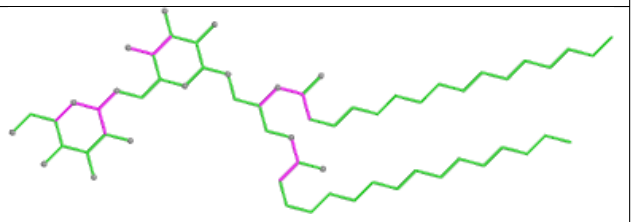

Bond angles

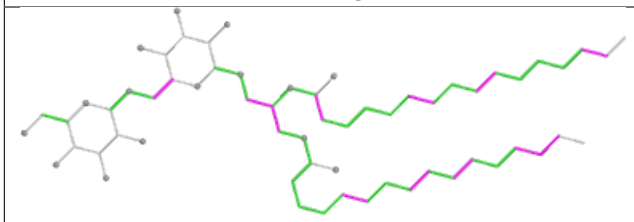

Torsions

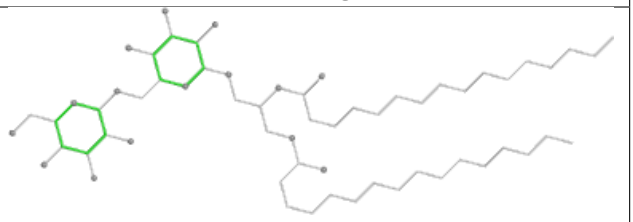

Rings

Ligand CYC s4 201

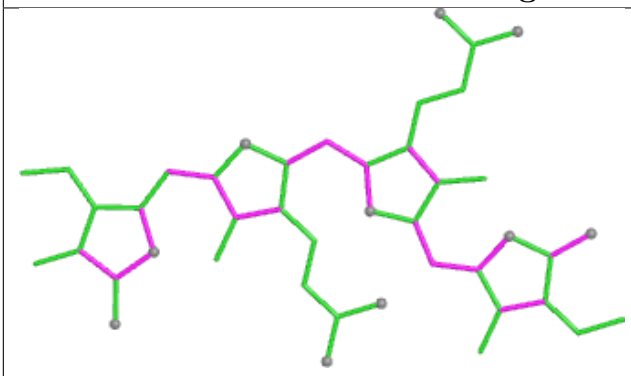

Bond lengths

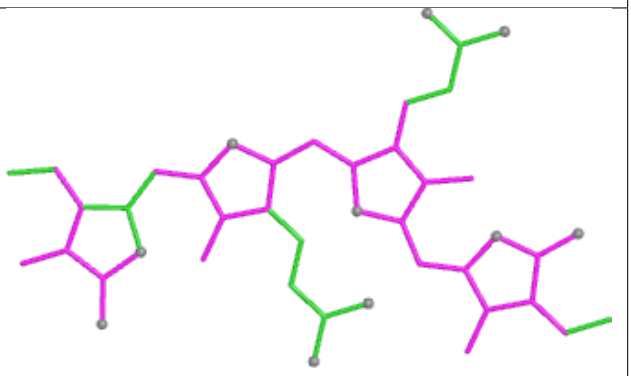

Bond angles

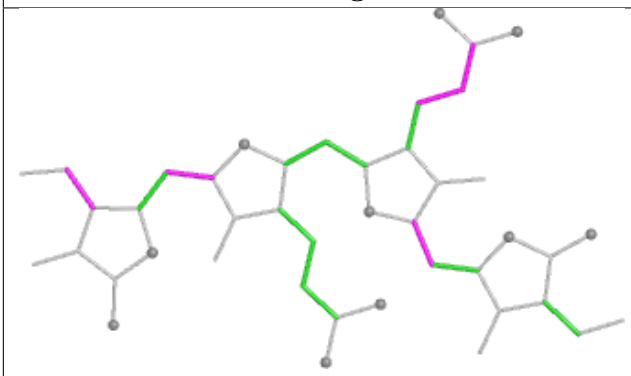

Torsions

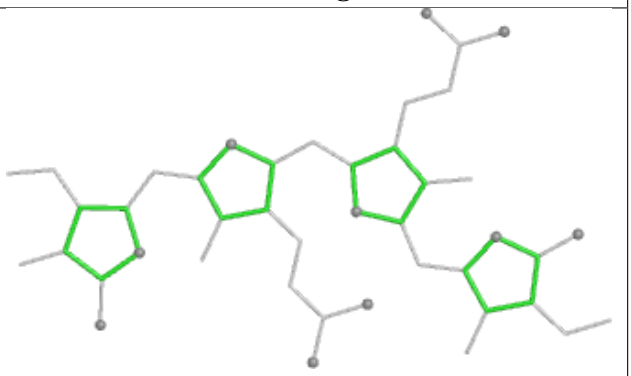

Rings

Ligand CYC h2 201

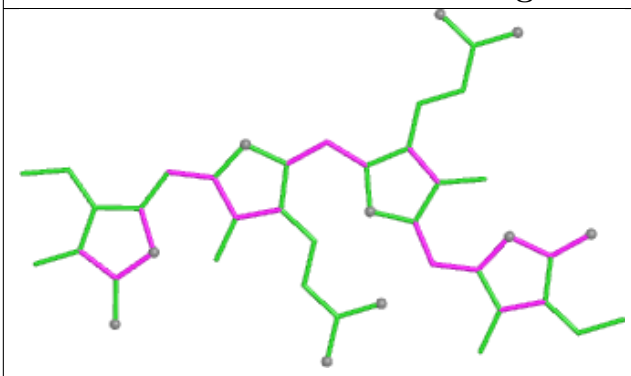

Bond lengths

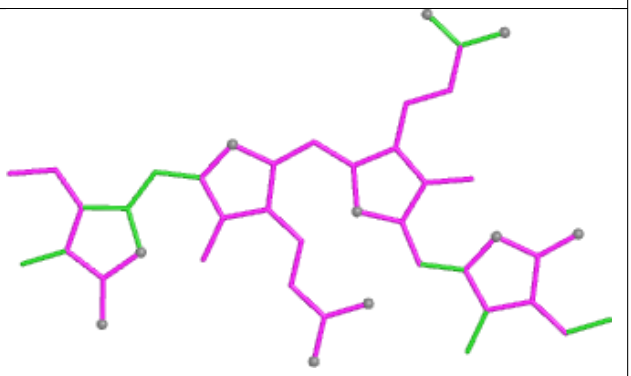

Bond angles

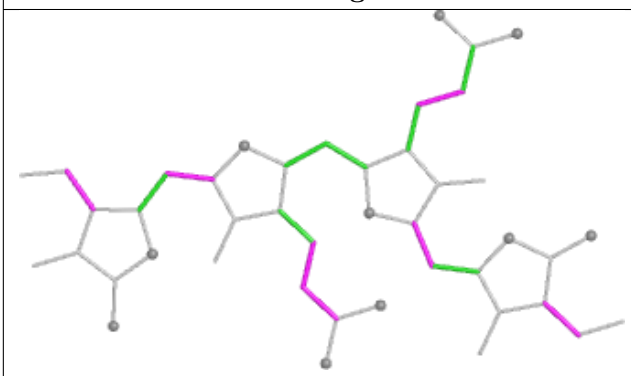

Torsions

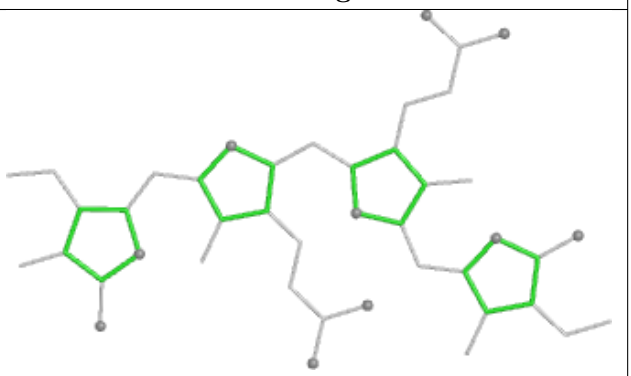

Rings

Ligand CYC SB 201

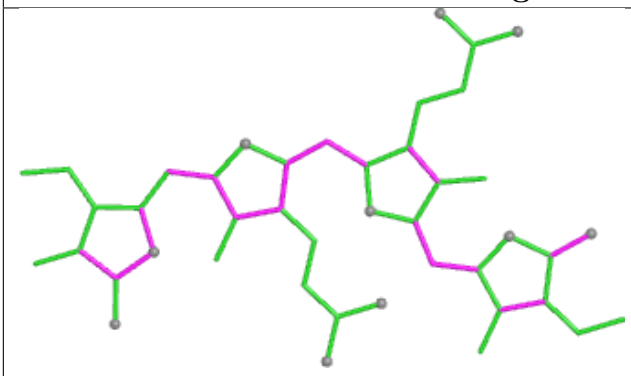

Bond lengths

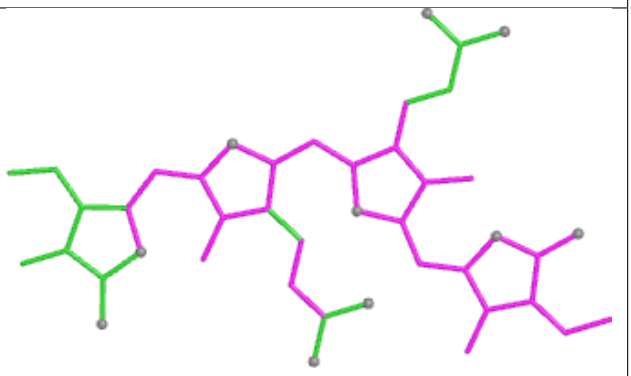

Bond angles

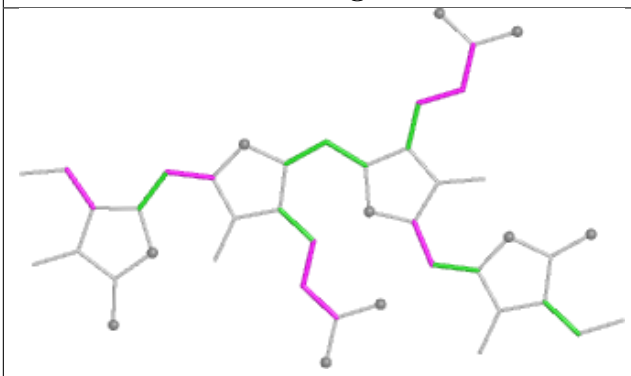

Torsions

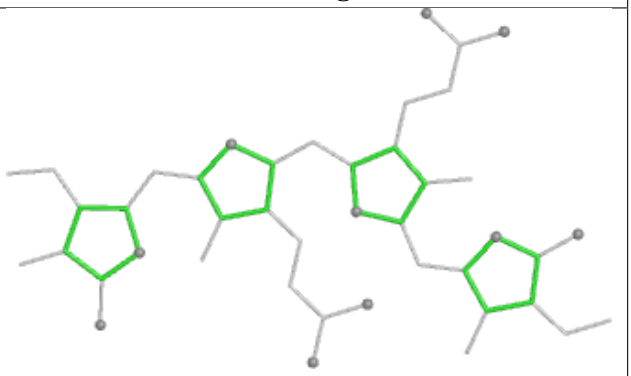

Rings

Ligand CYC i8 202

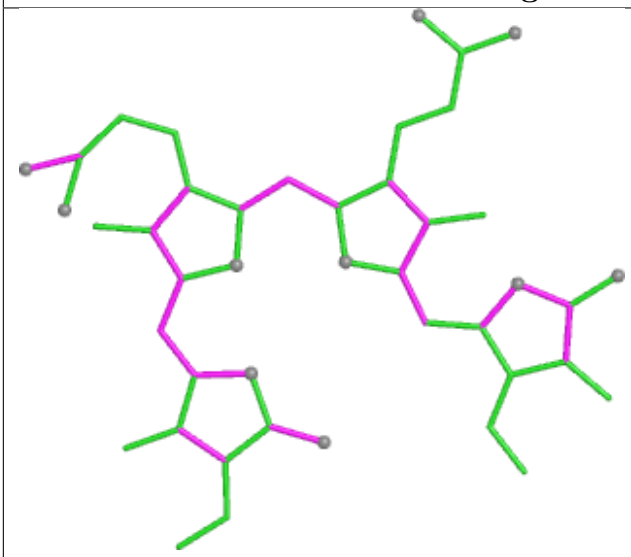

Bond lengths

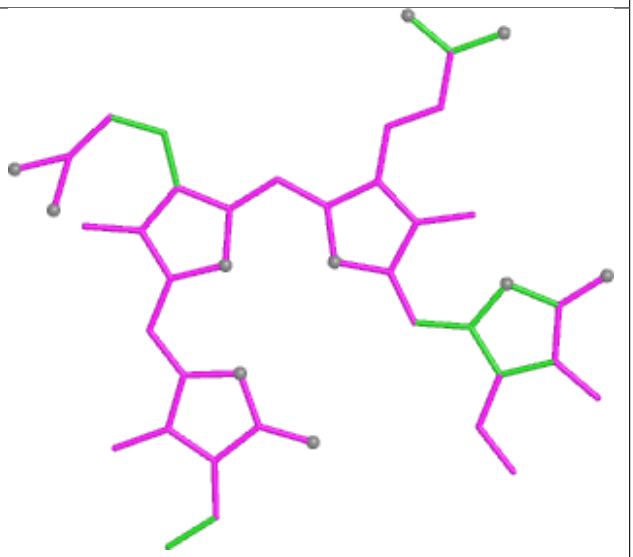

Bond angles

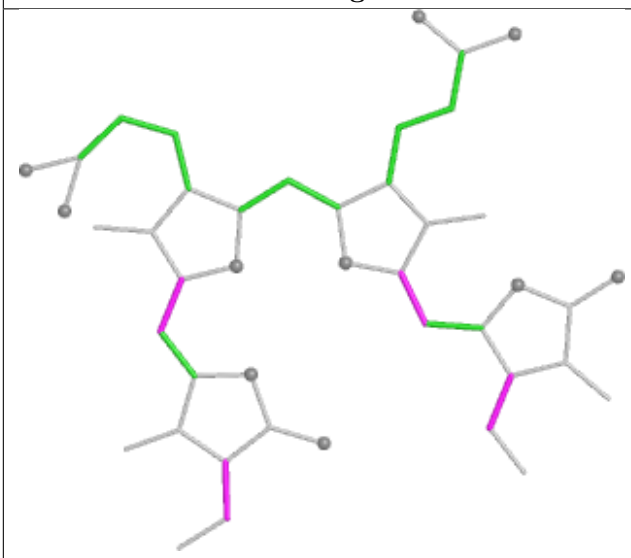

Torsions

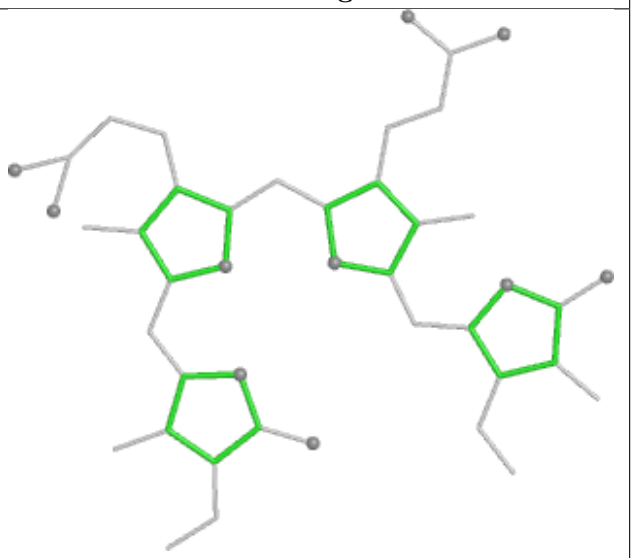

Rings

Ligand CYC lJ 201

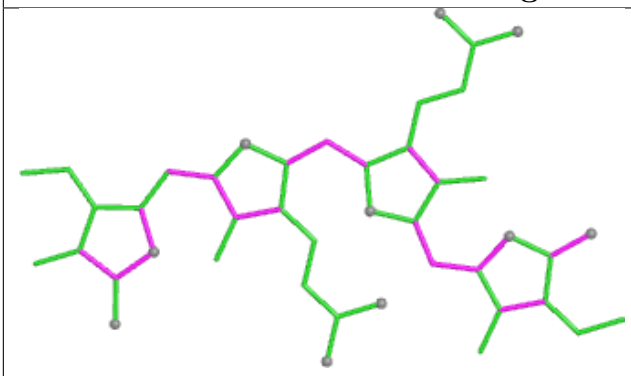

Bond lengths

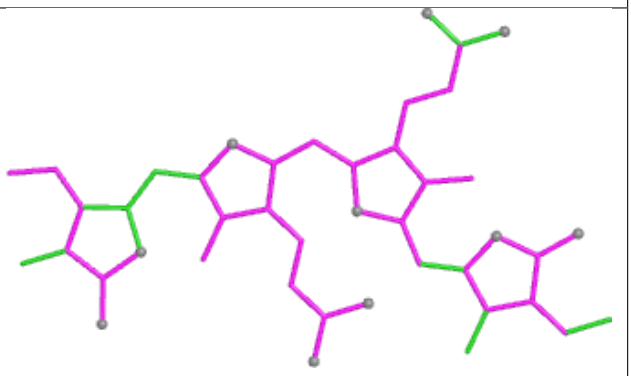

Bond angles

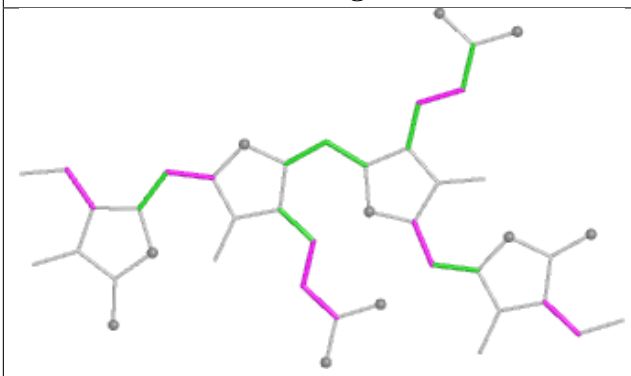

Torsions

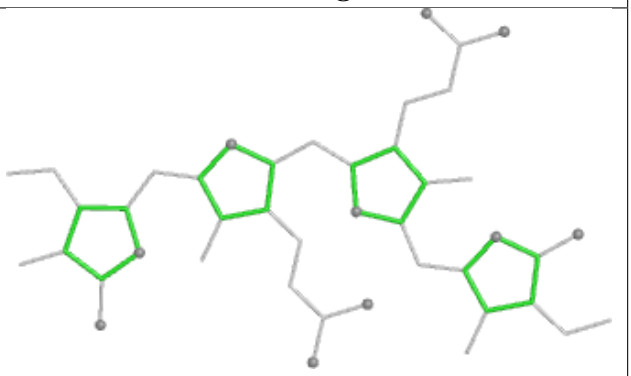

Rings

Ligand CYC LL 201

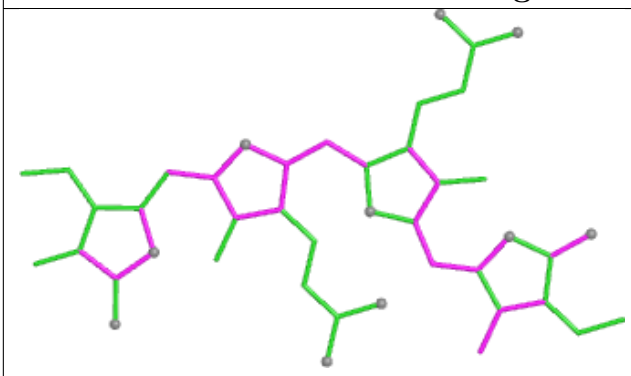

Bond lengths

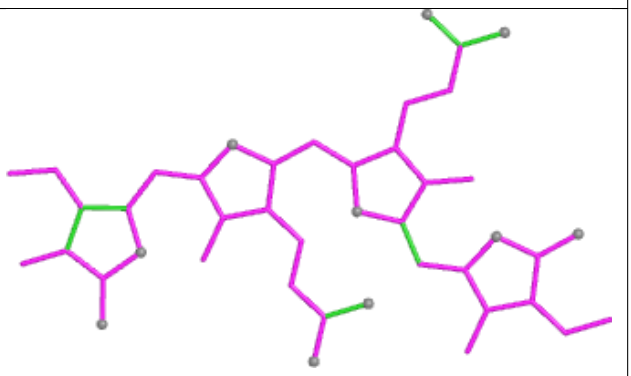

Bond angles

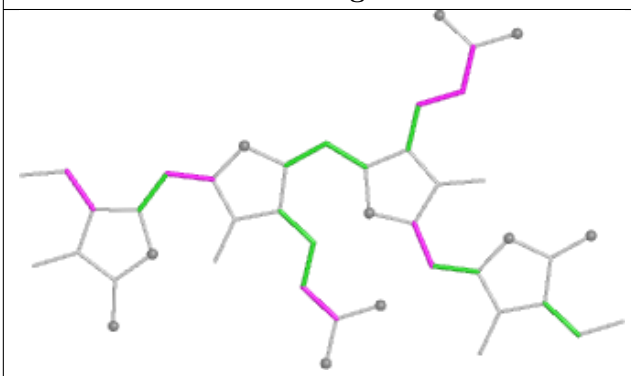

Torsions

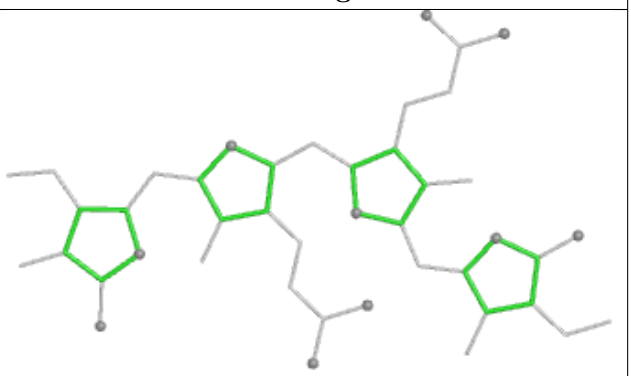

Rings

Ligand CYC kA 201

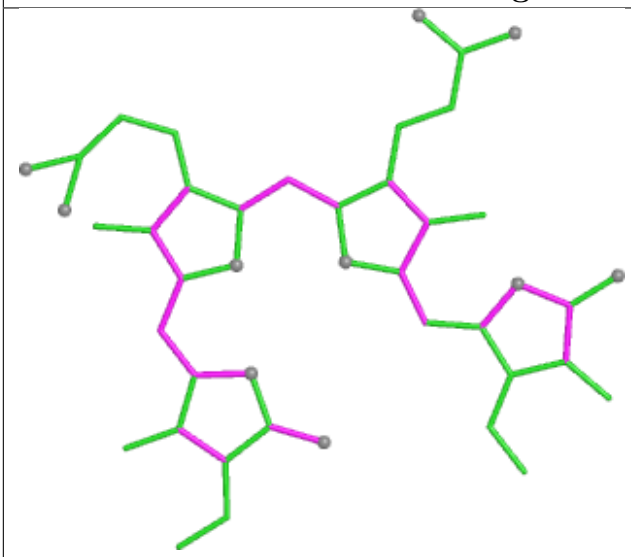

Bond lengths

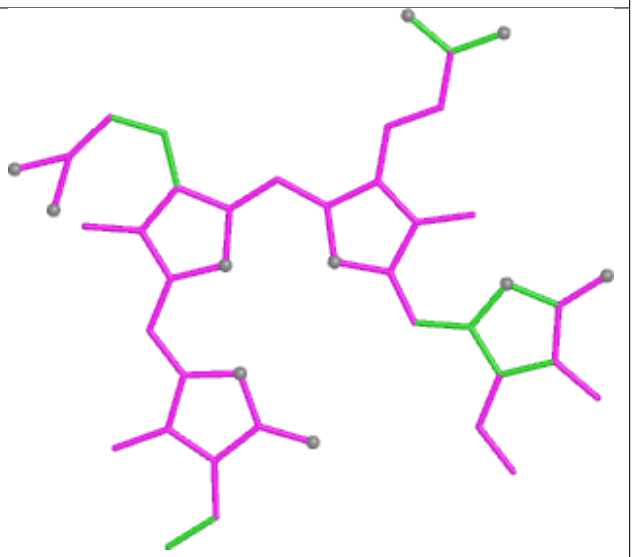

Bond angles

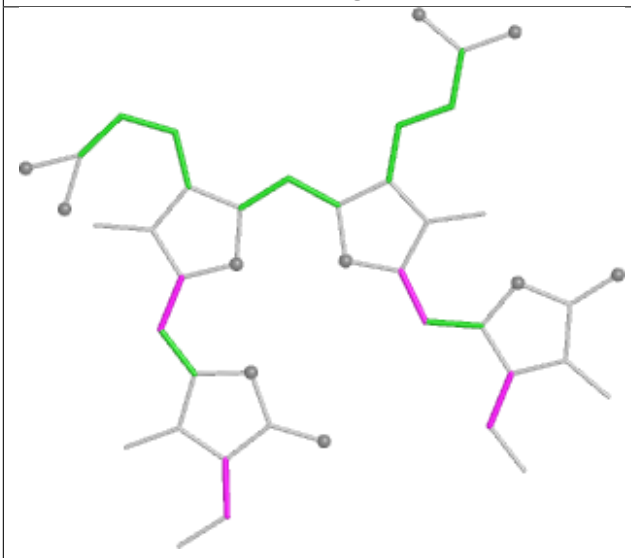

Torsions

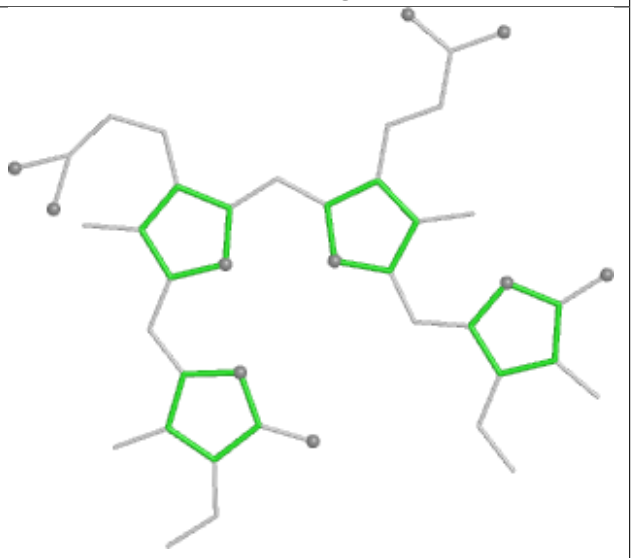

Rings

Ligand BCR CD 520



Bond lengths

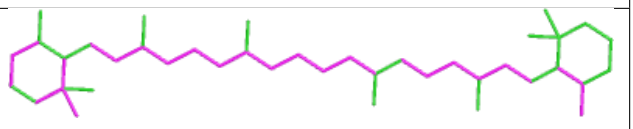

Bond angles

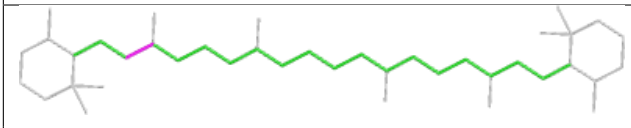

Torsions

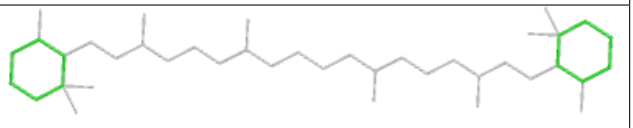

Rings

Ligand BCR ZD 101



Bond lengths



Bond angles

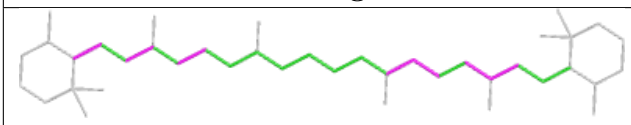

Torsions

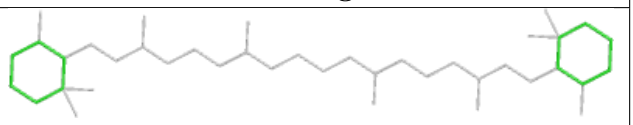

Rings

Ligand SQD BD 621

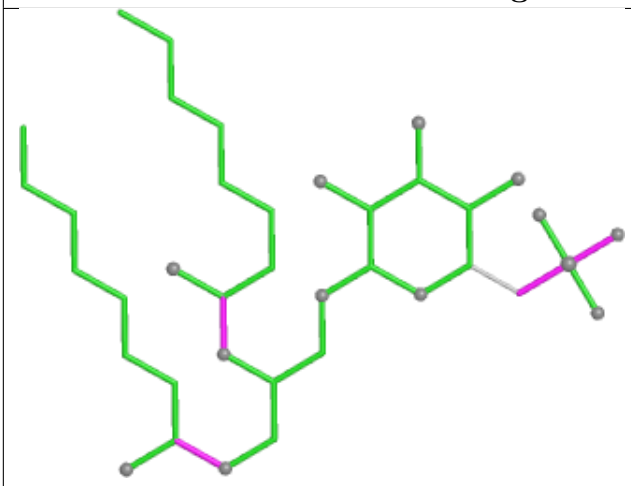

Bond lengths

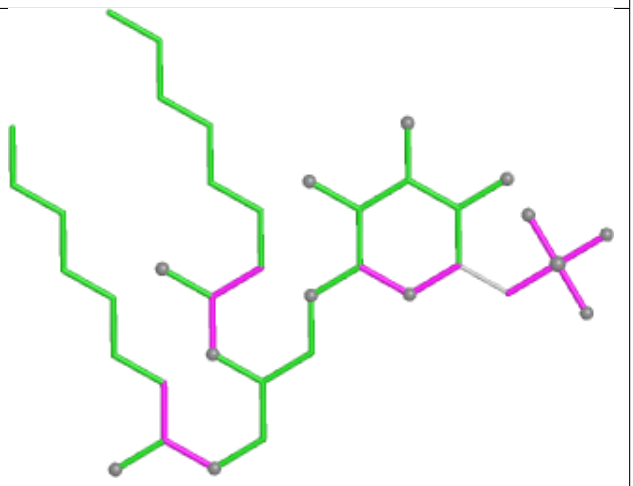

Bond angles

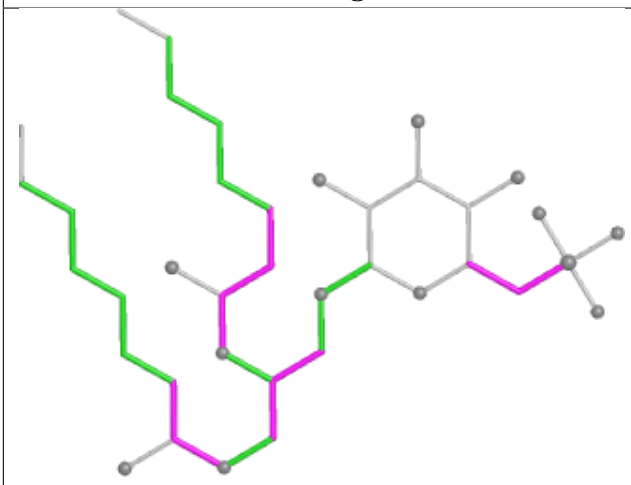

Torsions

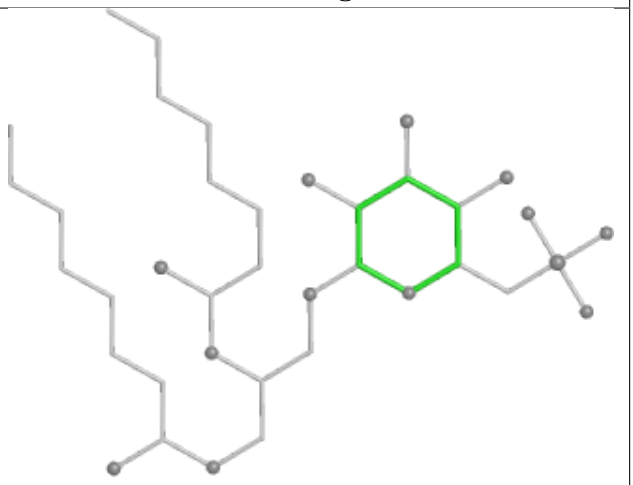

Rings

Ligand LMT D1 411



Bond lengths



Bond angles



Torsions

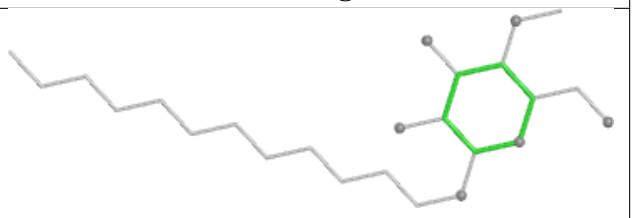

Rings

Ligand CLA c1 507

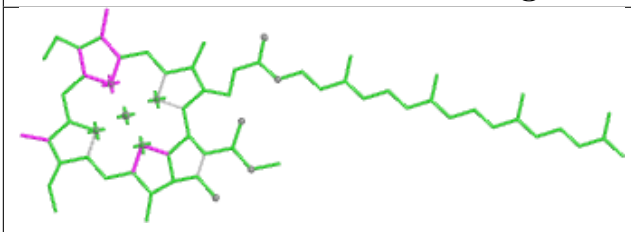

Bond lengths

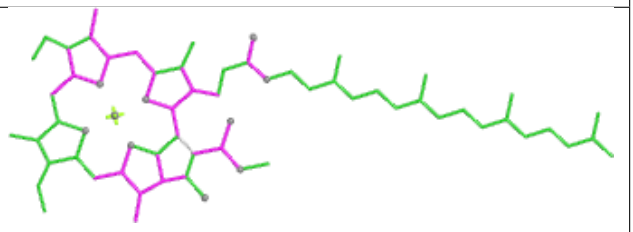

Bond angles

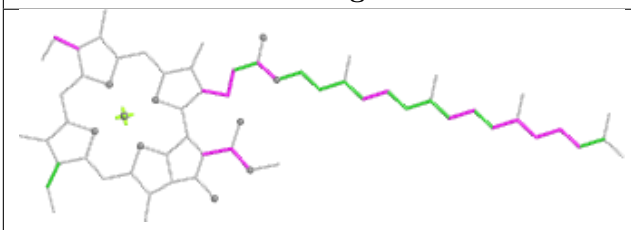

Torsions

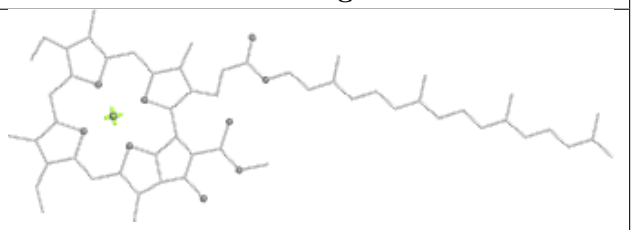

Rings

Ligand CYC e6 201

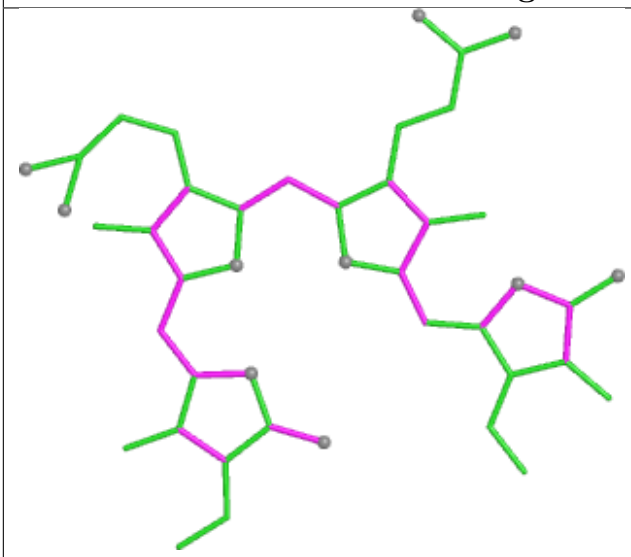

Bond lengths

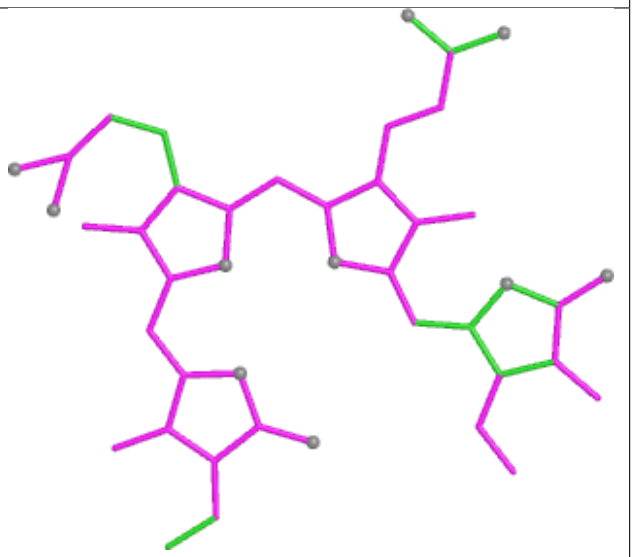

Bond angles

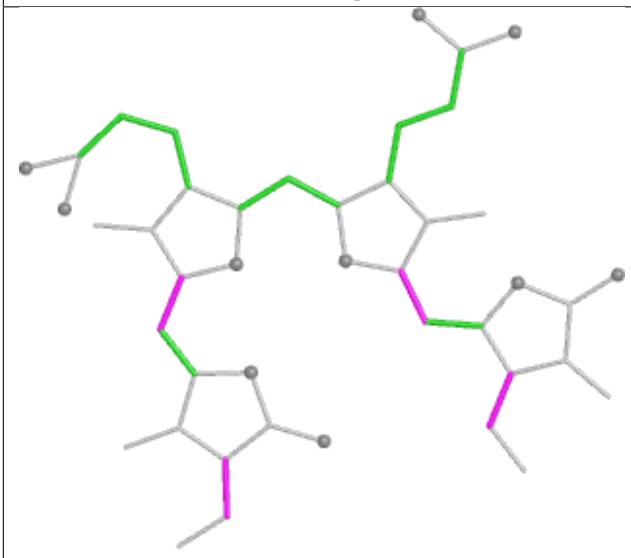

Torsions

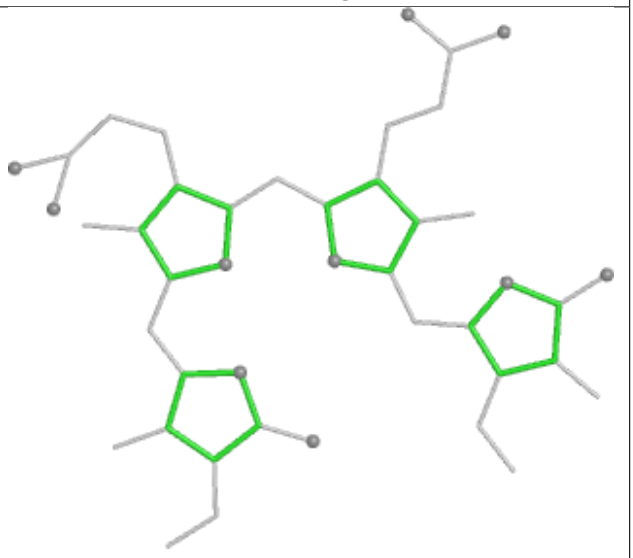

Rings

Ligand BCR c1 515



Bond lengths

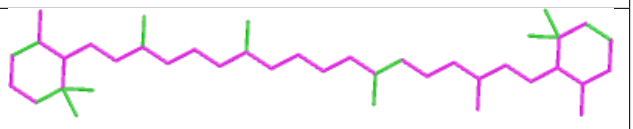

Bond angles

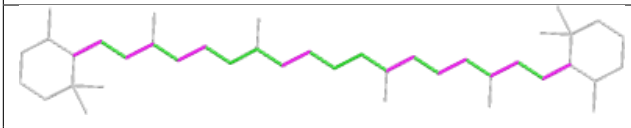

Torsions

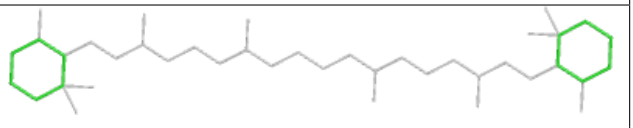

Rings

Ligand CLA b1 603

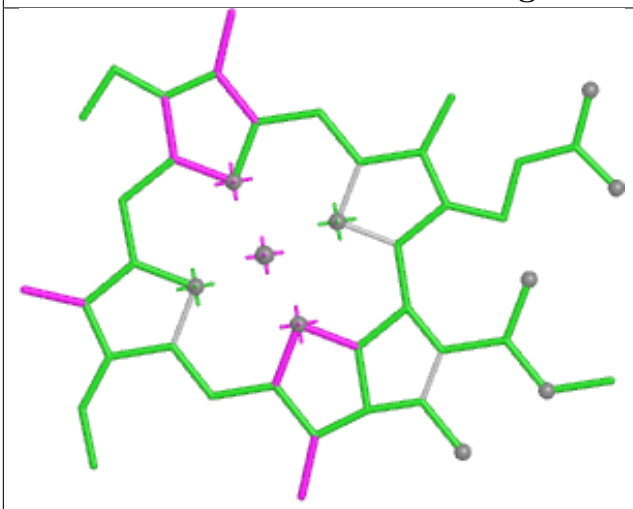

Bond lengths

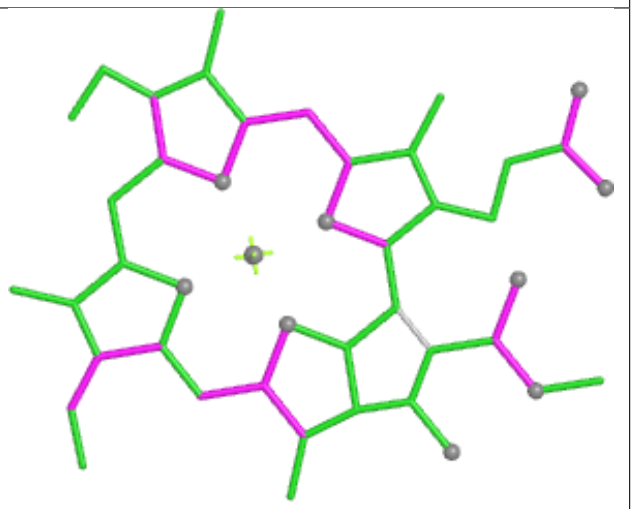

Bond angles

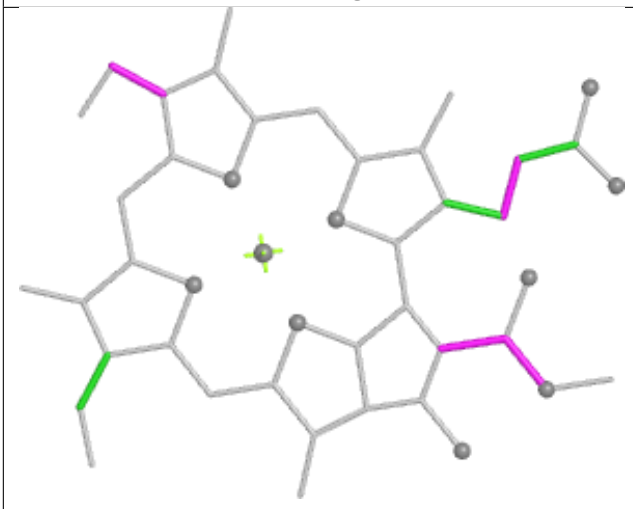

Torsions



Rings

Ligand PL9 DD 408

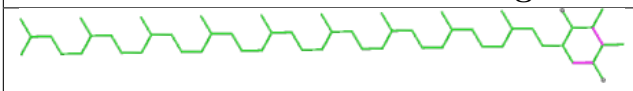

Bond lengths

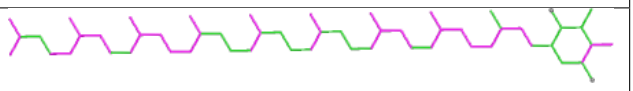

Bond angles

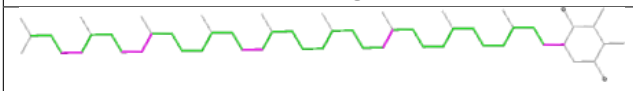

Torsions

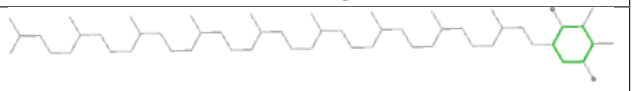

Rings

Ligand CYC nF 202

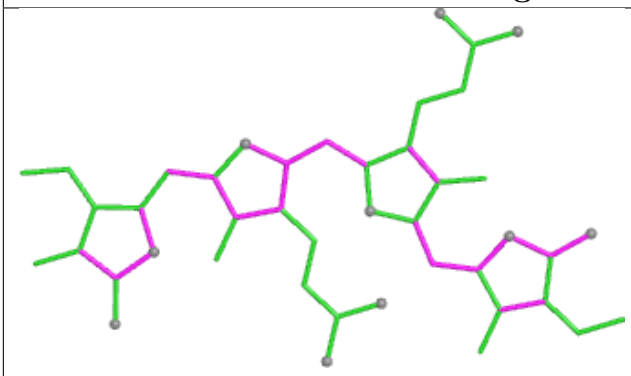

Bond lengths

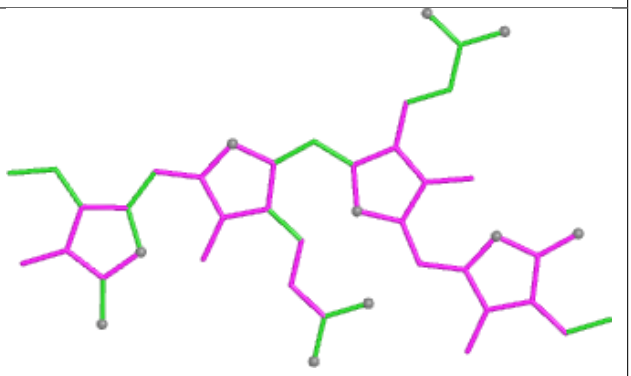

Bond angles

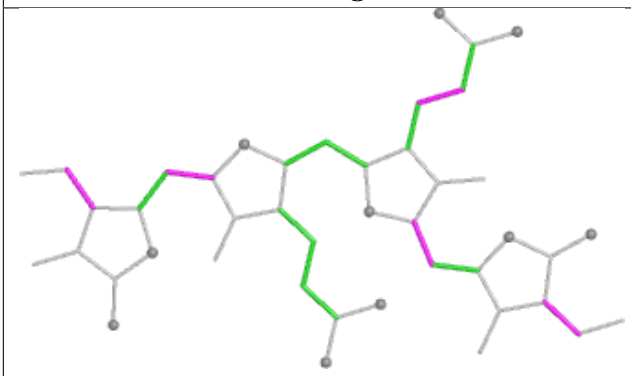

Torsions

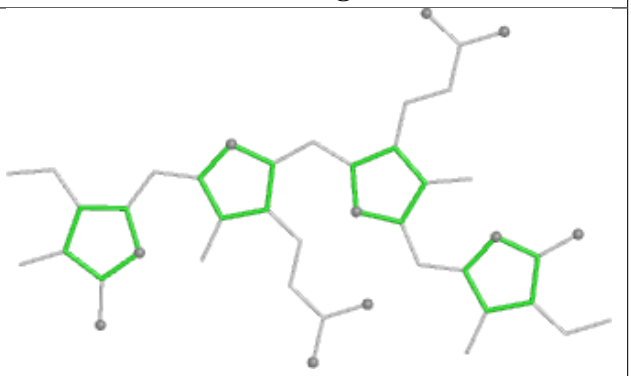

Rings

Ligand CLA bE 604

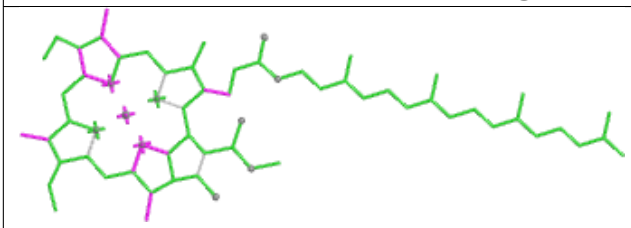

Bond lengths

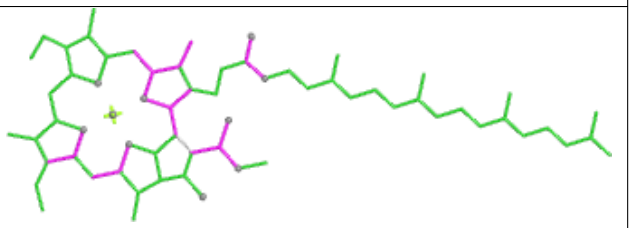

Bond angles

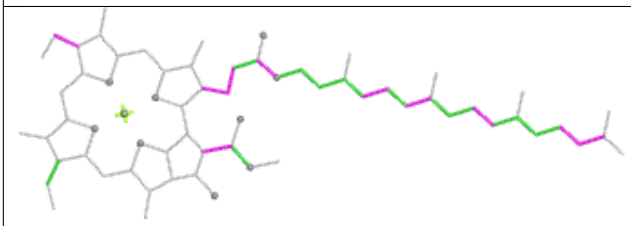

Torsions

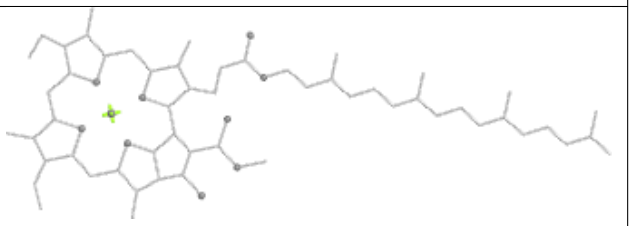

Rings

Ligand CYC bA 201

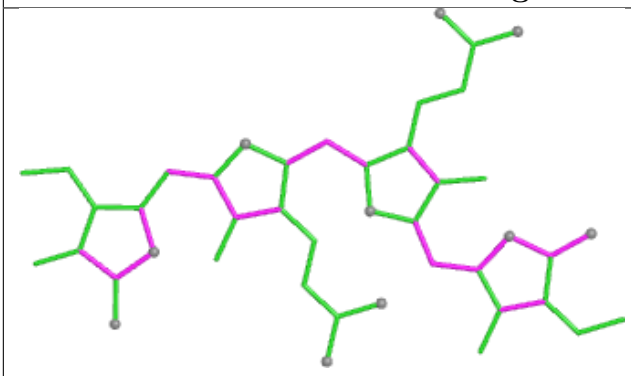

Bond lengths

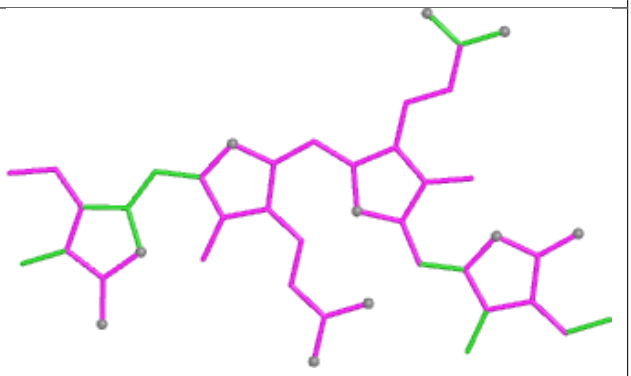

Bond angles

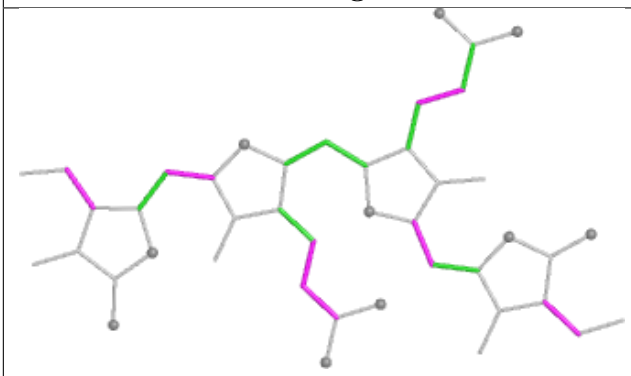

Torsions

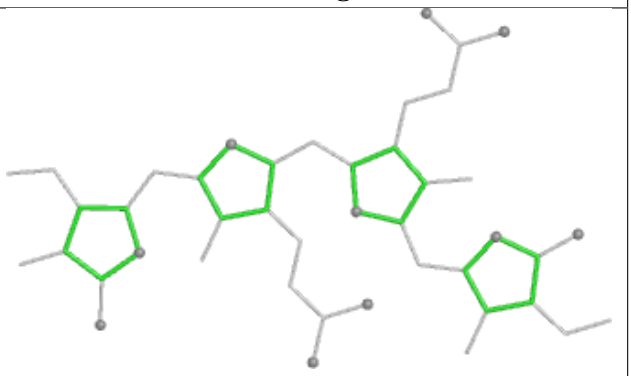

Rings

Ligand LMG C1 521

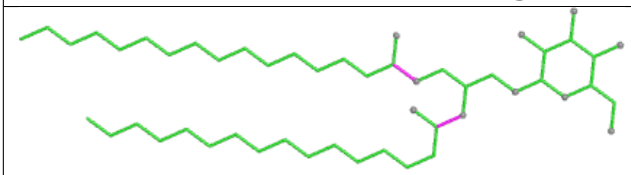

Bond lengths

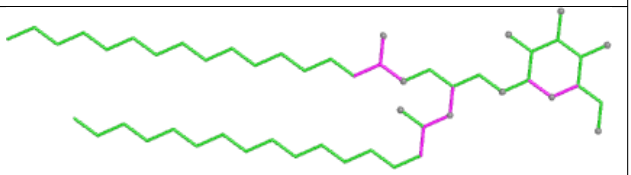

Bond angles

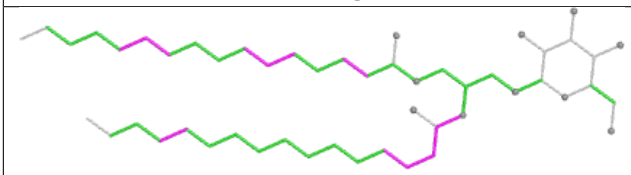

Torsions

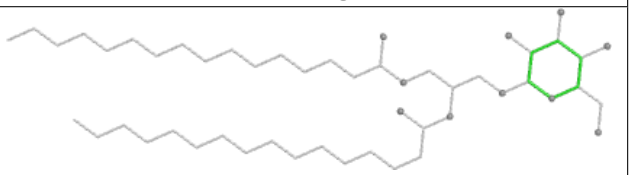

Rings

Ligand CYC j6 201

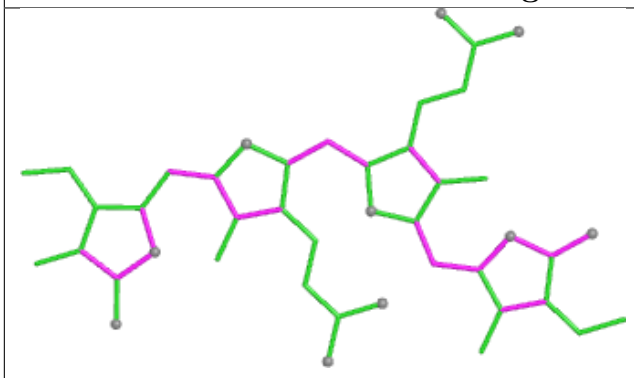

Bond lengths

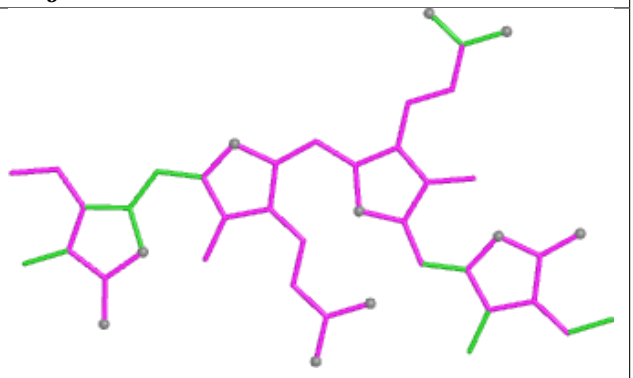

Bond angles

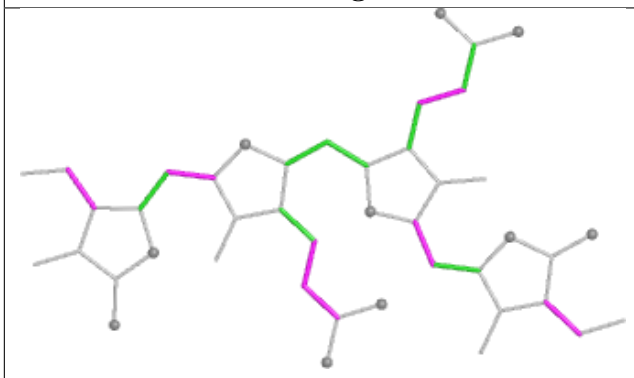

Torsions

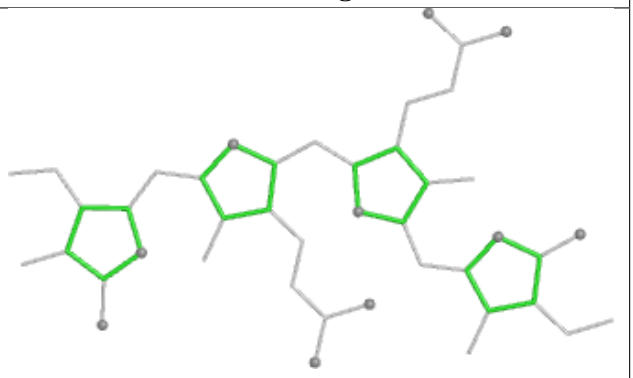

Rings

Ligand CYC gH 201

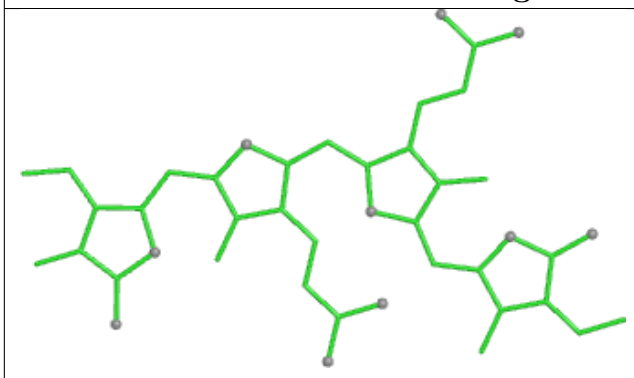

Bond lengths

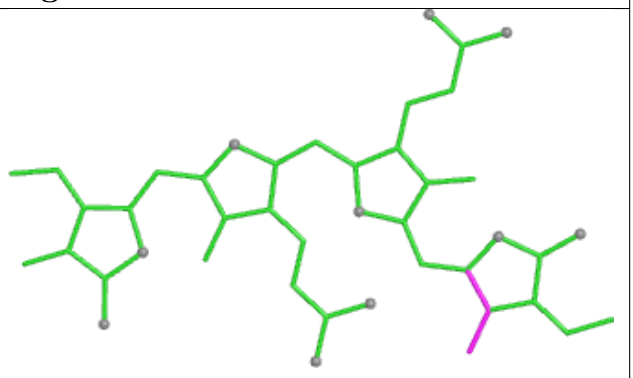

Bond angles

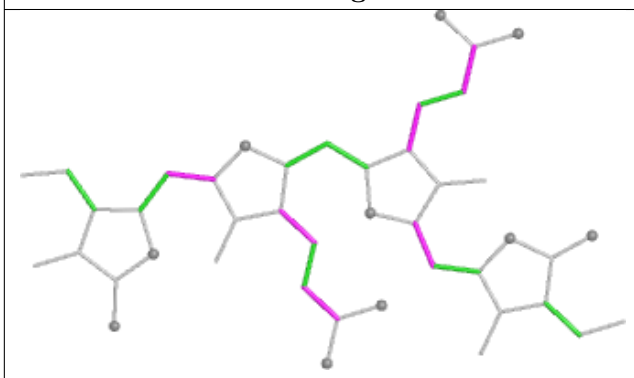

Torsions

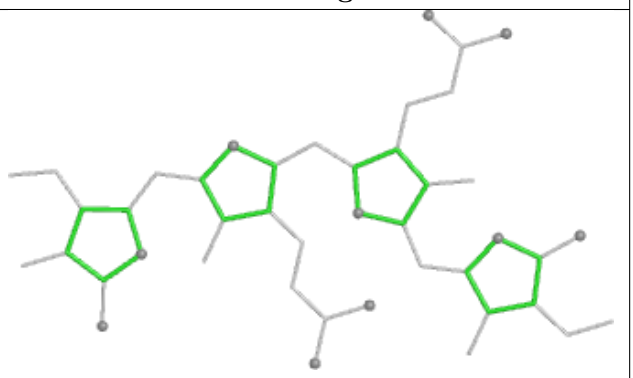

Rings

Ligand CYC LF 201

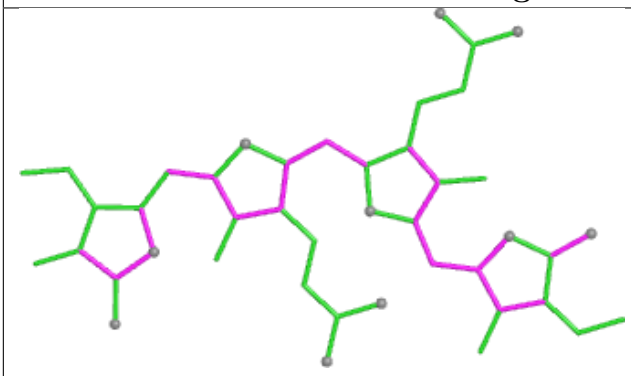

Bond lengths

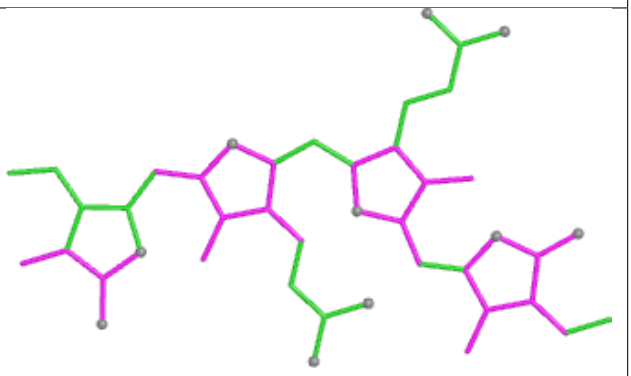

Bond angles

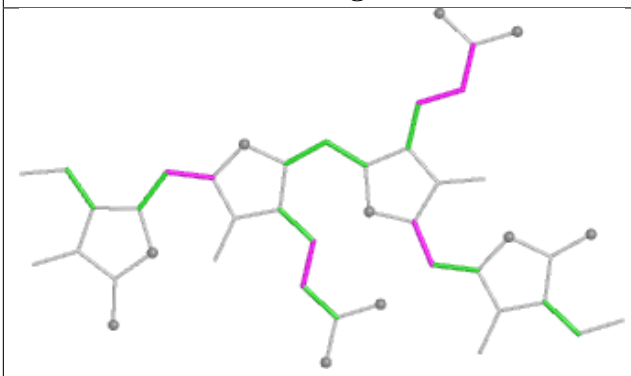

Torsions

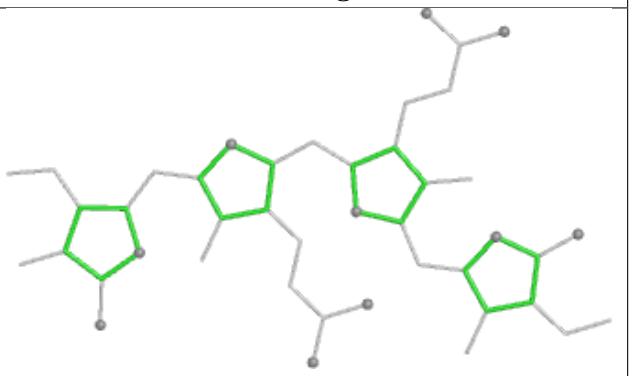

Rings

Ligand CYC l5 201

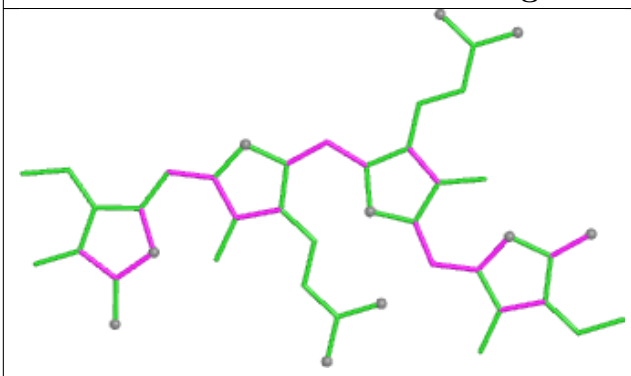

Bond lengths

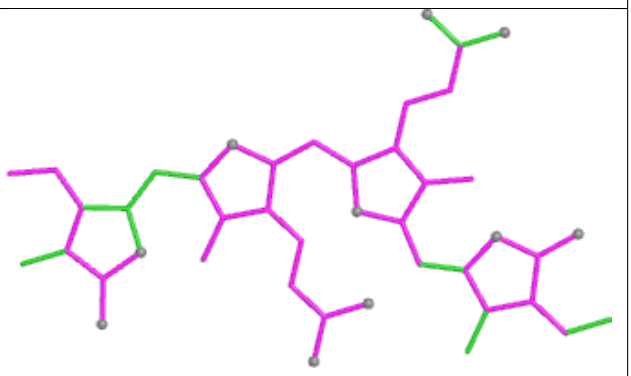

Bond angles

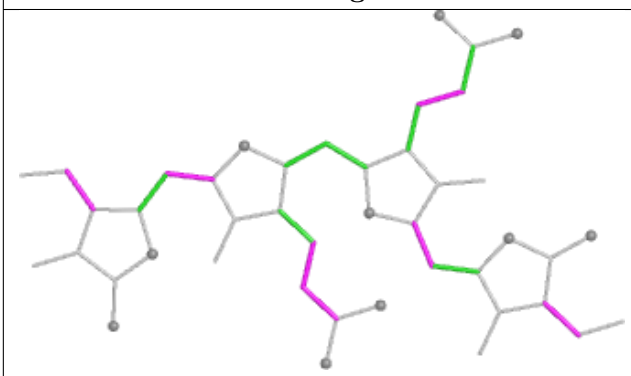

Torsions

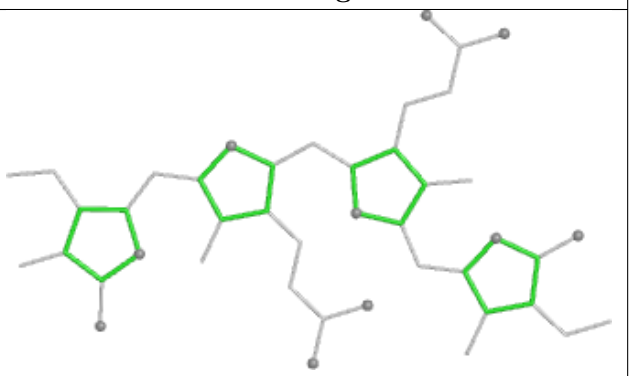

Rings

Ligand CLA c1 513

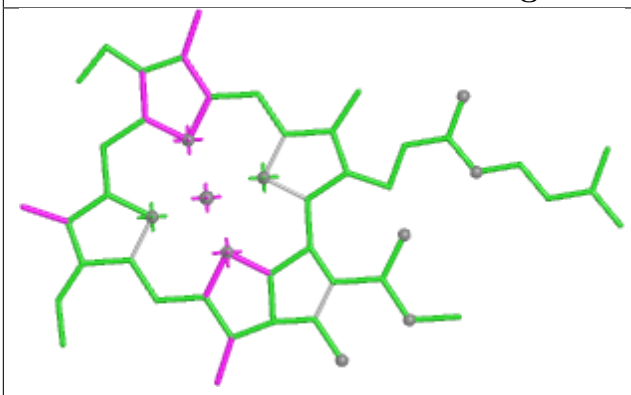

Bond lengths

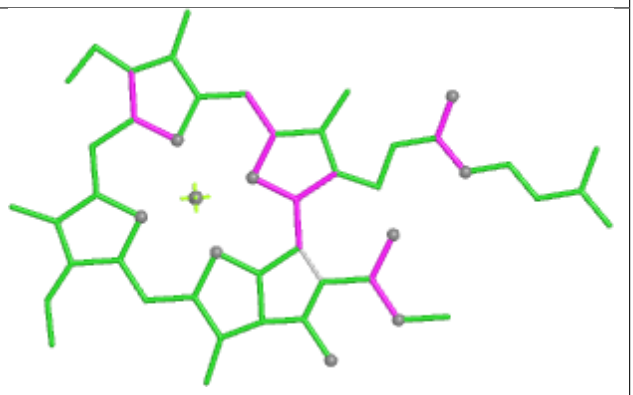

Bond angles

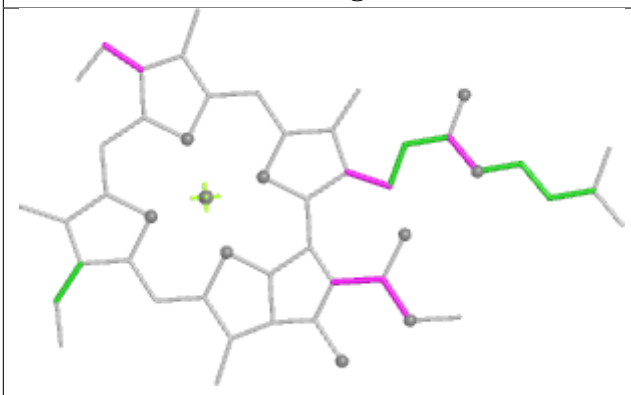

Torsions

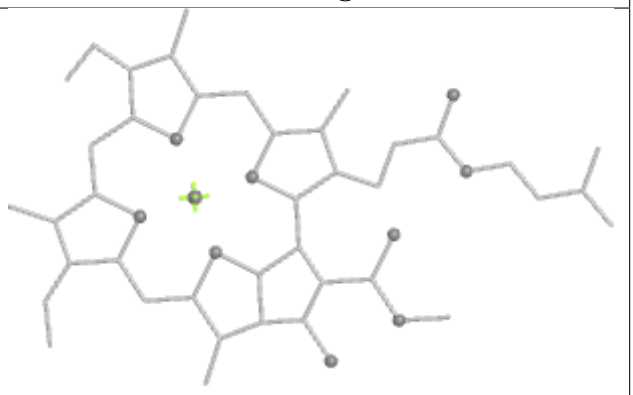

Rings

Ligand CYC W4 201

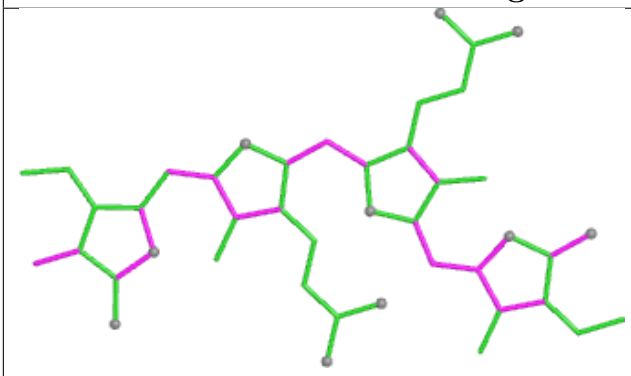

Bond lengths

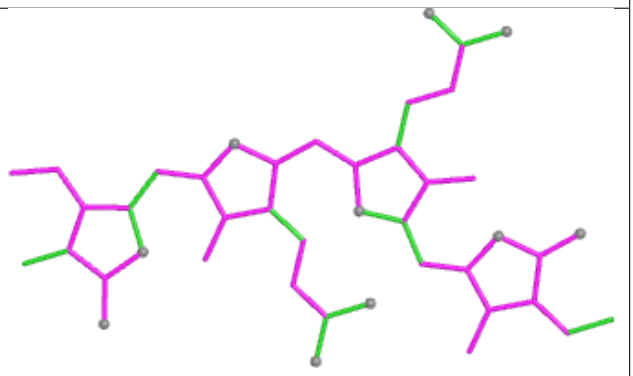

Bond angles

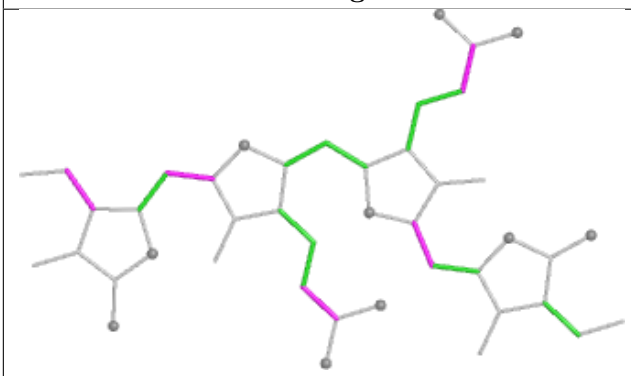

Torsions

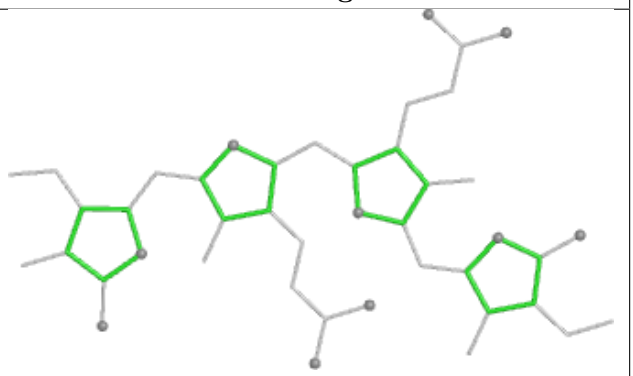

Rings

Ligand CYC jA 201

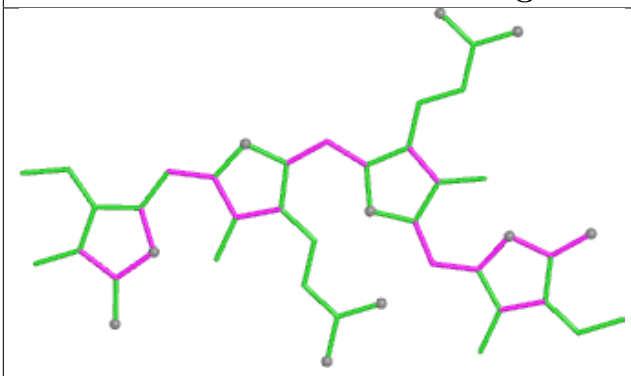

Bond lengths

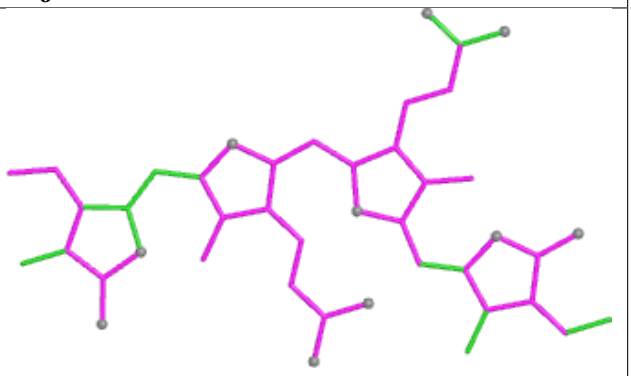

Bond angles

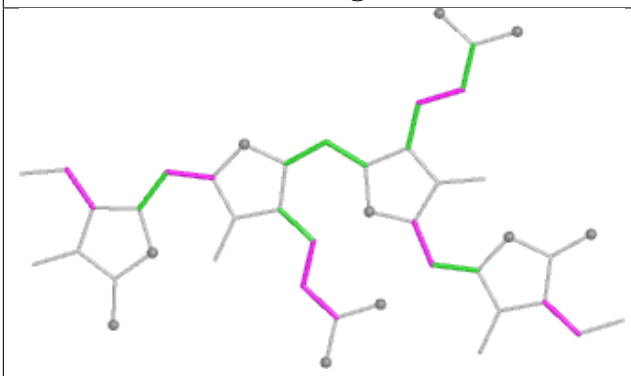

Torsions

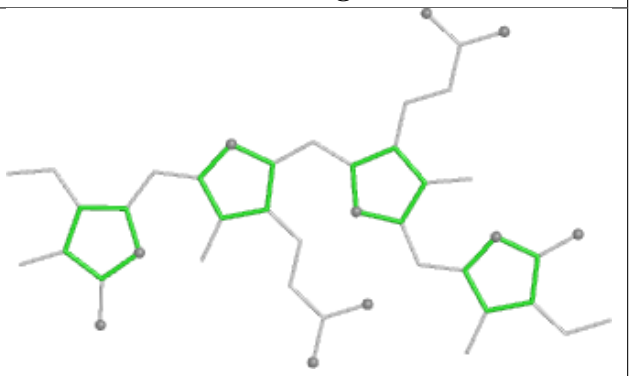

Rings

Ligand LMG yD 101

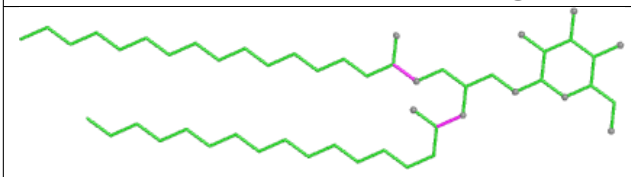

Bond lengths

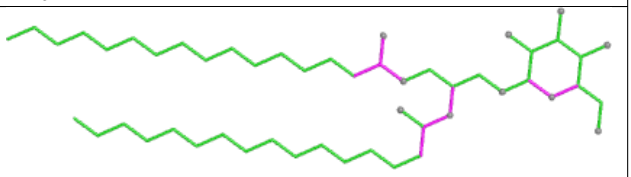

Bond angles

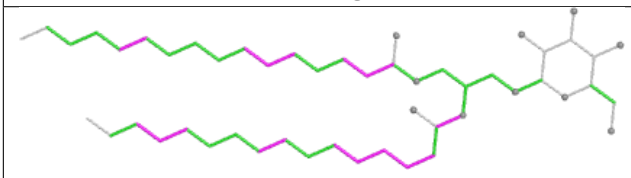

Torsions

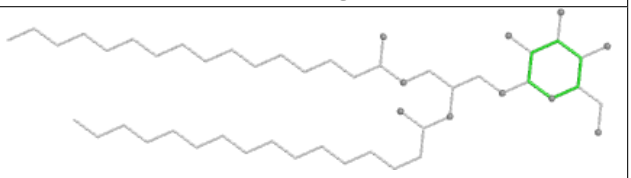

Rings

Ligand CYC TG 201

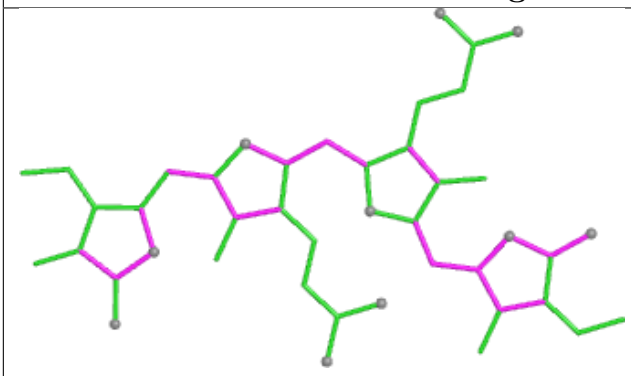

Bond lengths

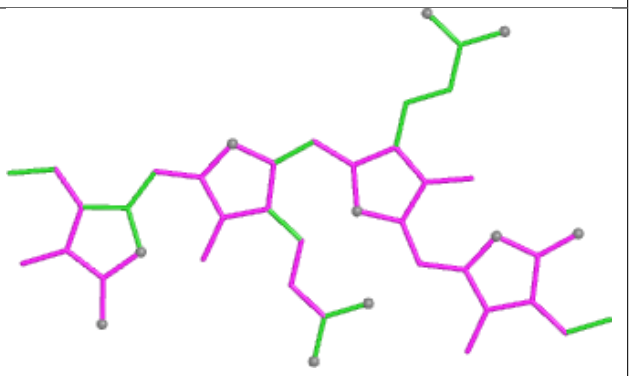

Bond angles

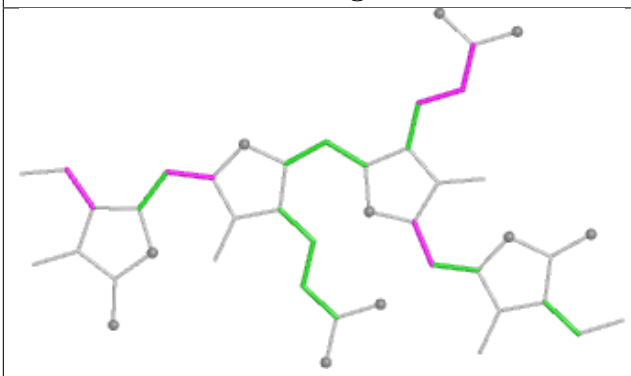

Torsions

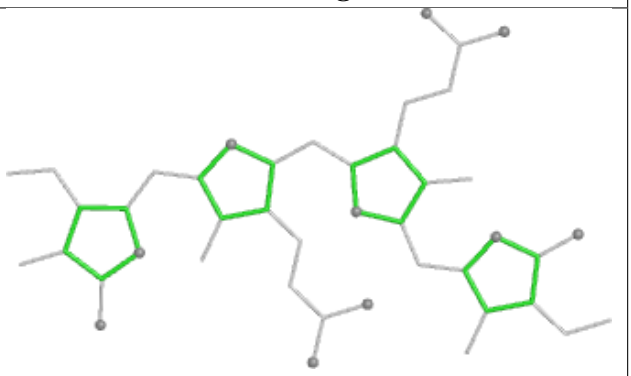

Rings

Ligand CYC y4 201

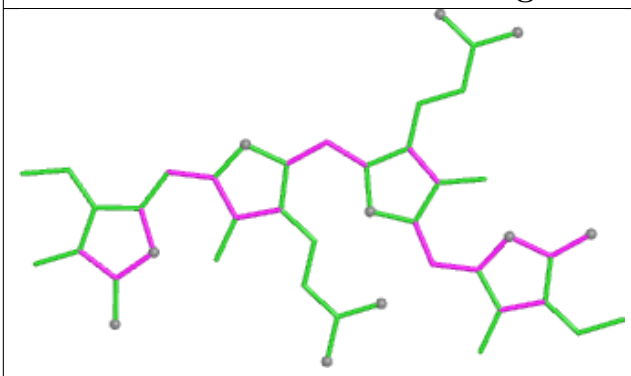

Bond lengths

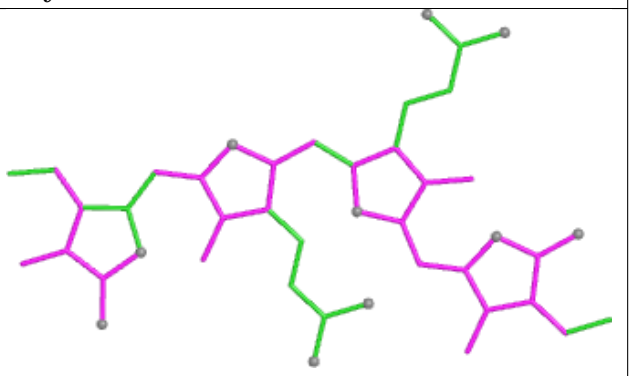

Bond angles

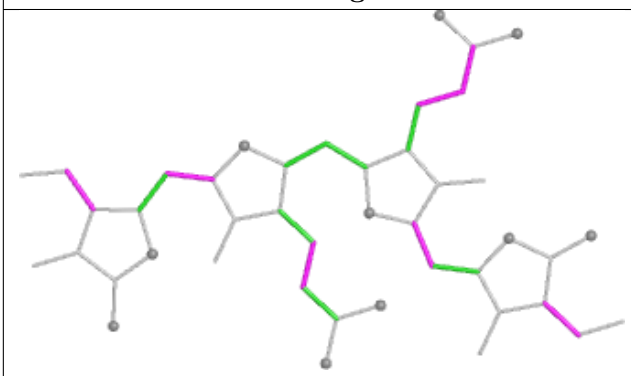

Torsions

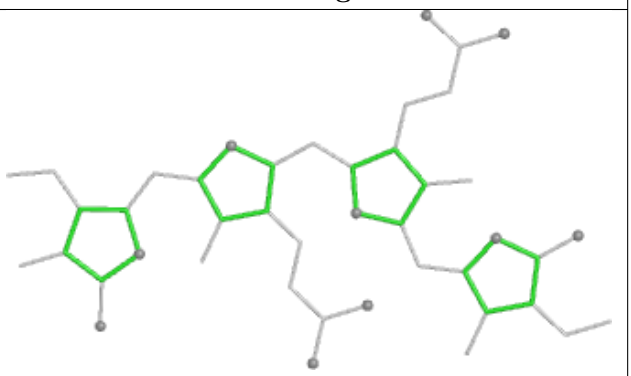

Rings

Ligand CLA CD 506

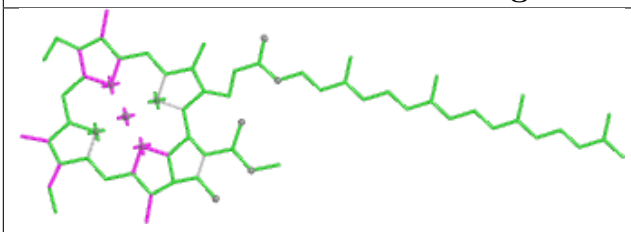

Bond lengths

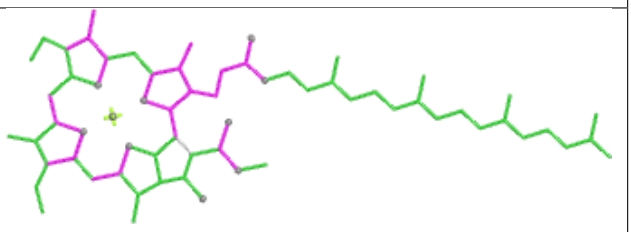

Bond angles

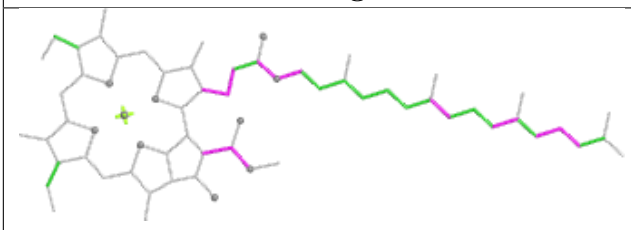

Torsions

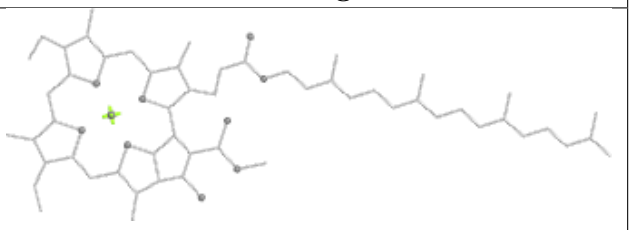

Rings

Ligand CLA c1 511

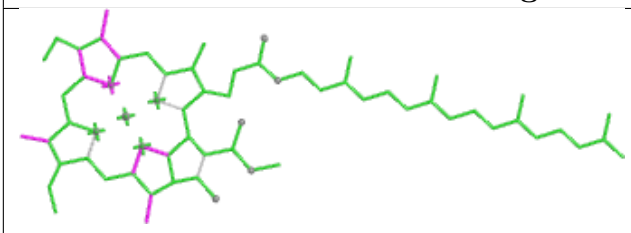

Bond lengths

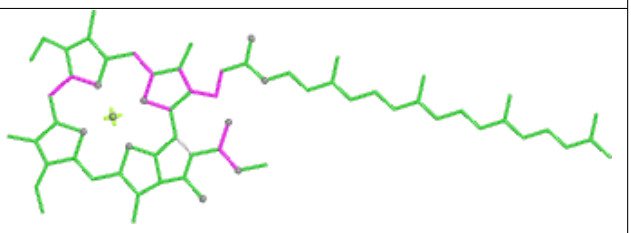

Bond angles

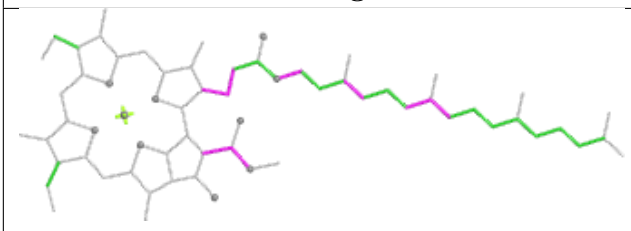

Torsions

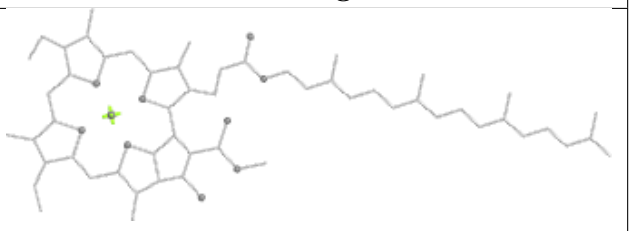

Rings

Ligand PHO dD 402

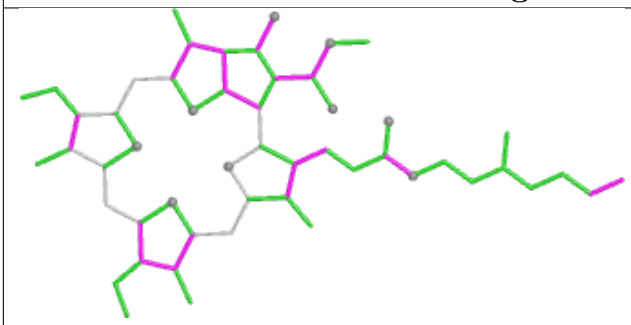

Bond lengths

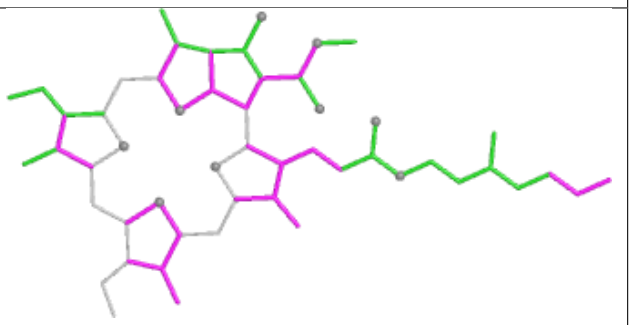

Bond angles

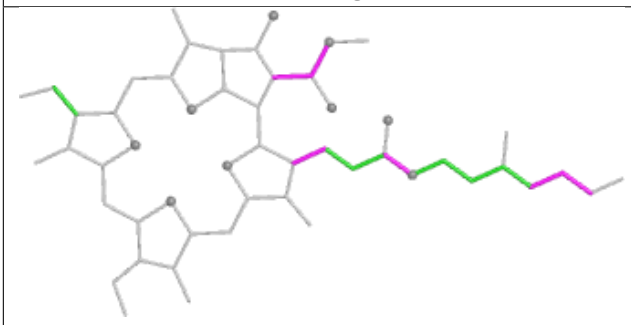

Torsions

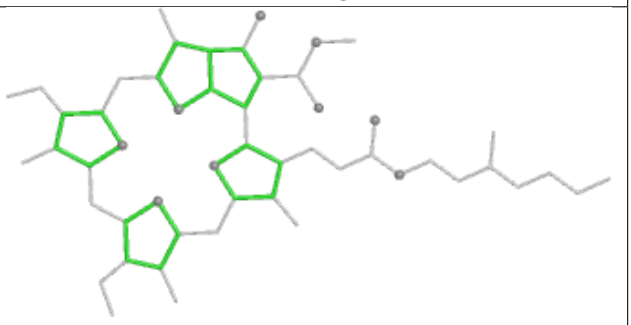

Rings

Ligand HEM vD 201

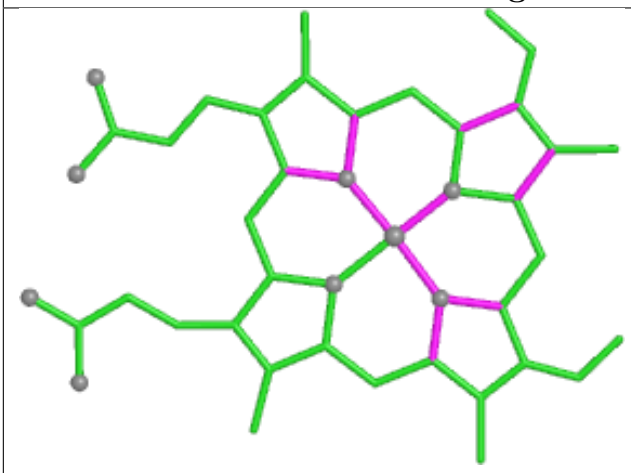

Bond lengths

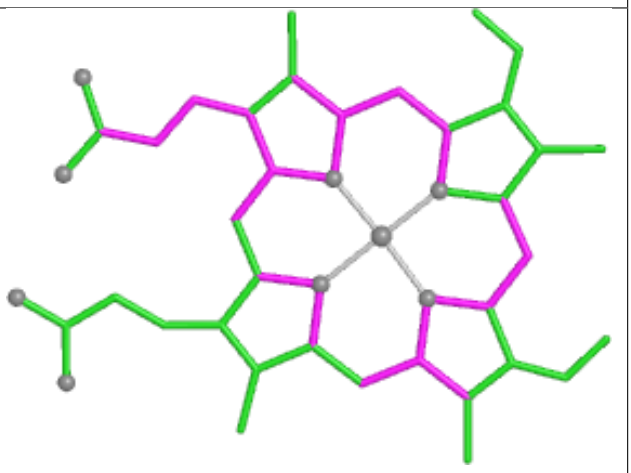

Bond angles

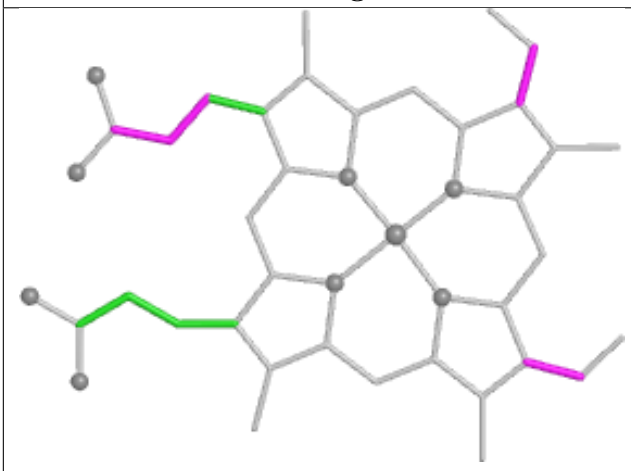

Torsions

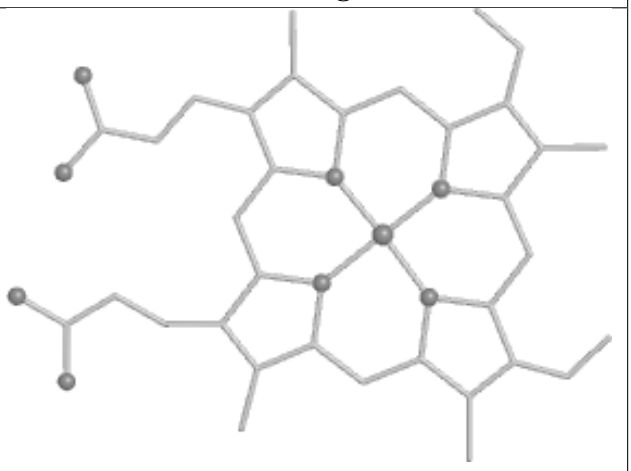

Rings

Ligand CLA A1 405

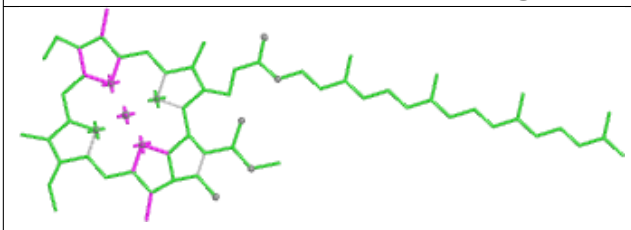

Bond lengths

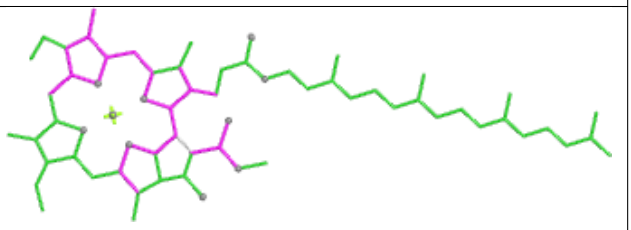

Bond angles

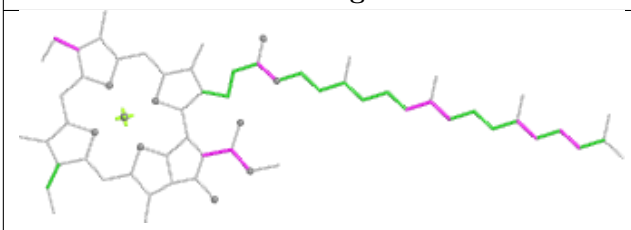

Torsions

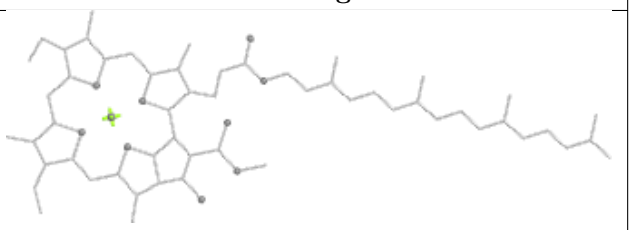

Rings

Ligand CYC j8 202

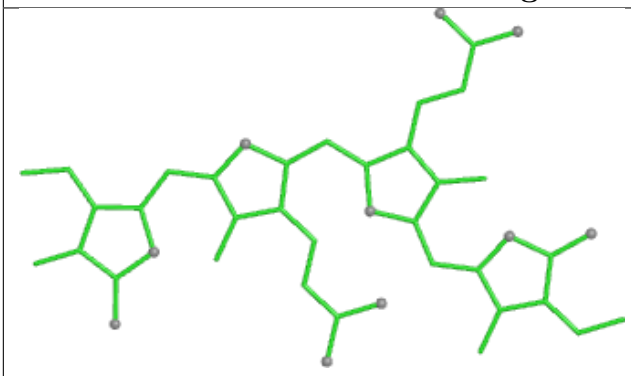

Bond lengths

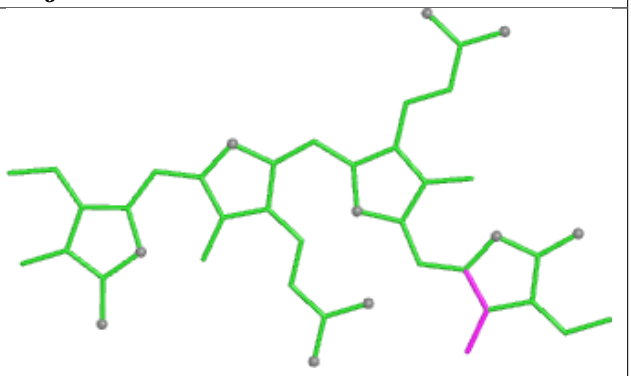

Bond angles

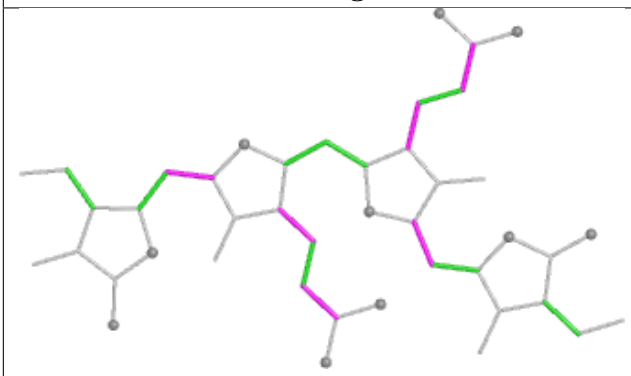

Torsions

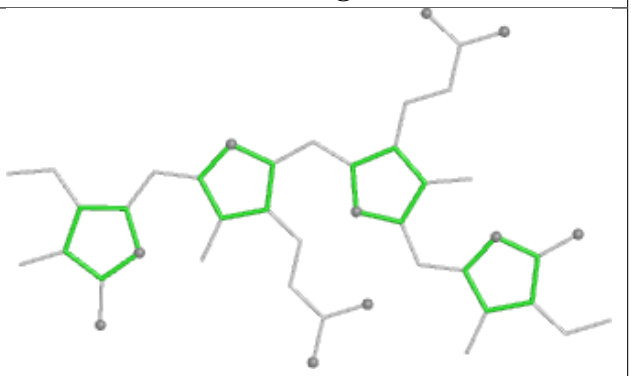

Rings

Ligand CYC c5 202

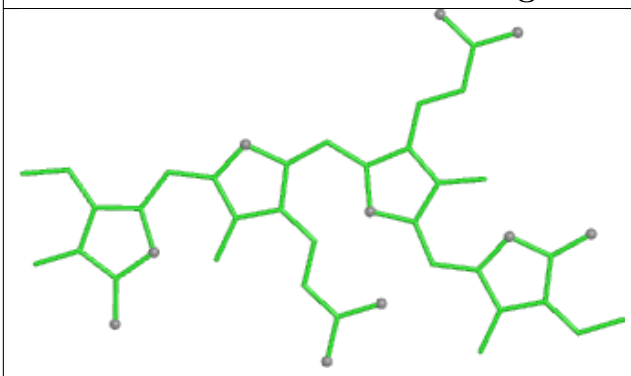

Bond lengths

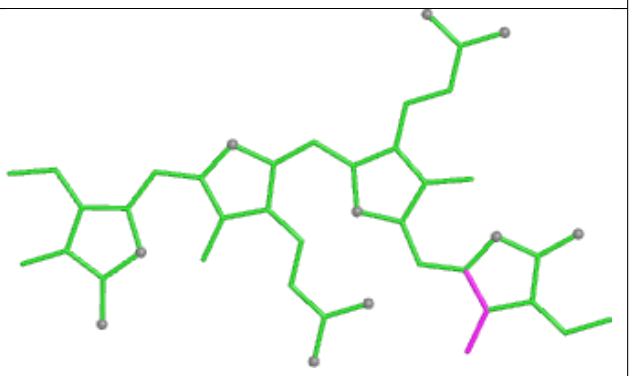

Bond angles

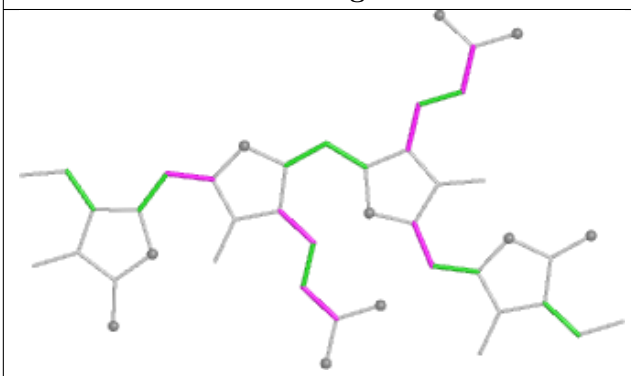

Torsions

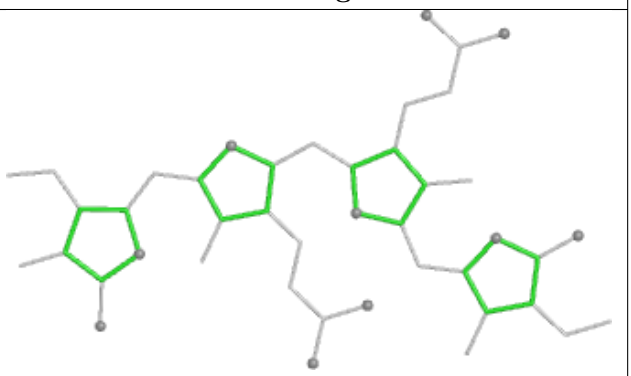

Rings

Ligand CYC jJ 201

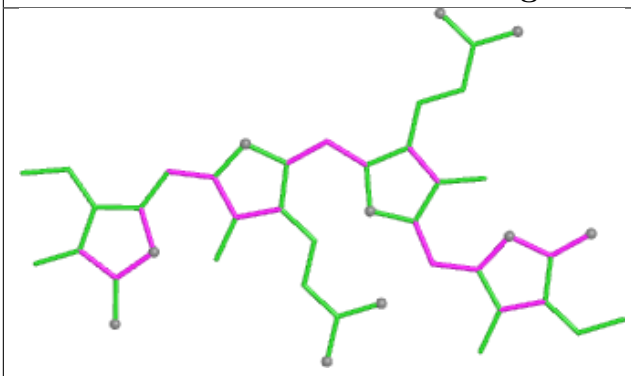

Bond lengths

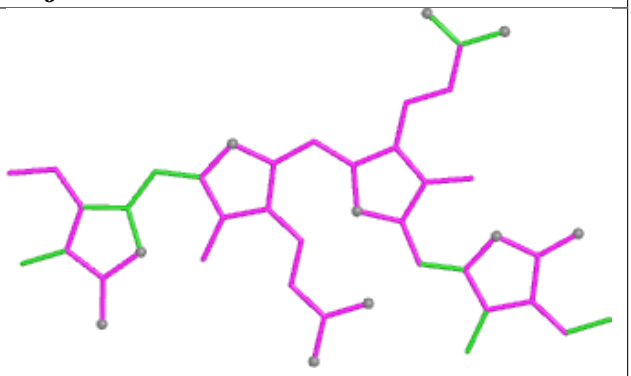

Bond angles

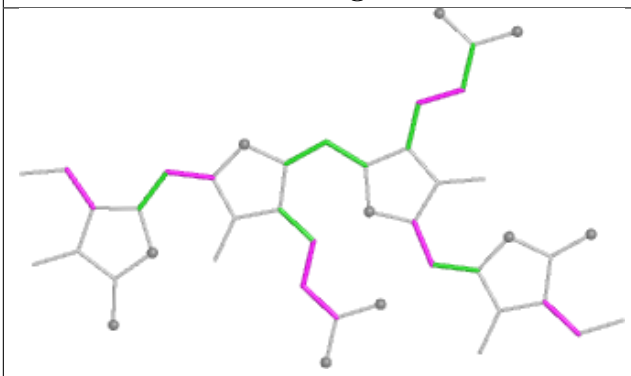

Torsions

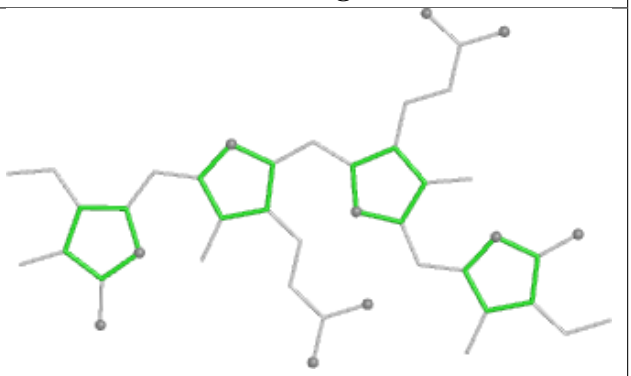

Rings

Ligand PHO aD 412

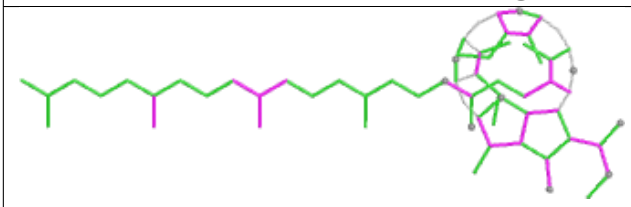

Bond lengths

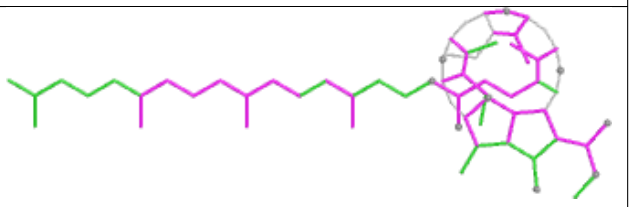

Bond angles

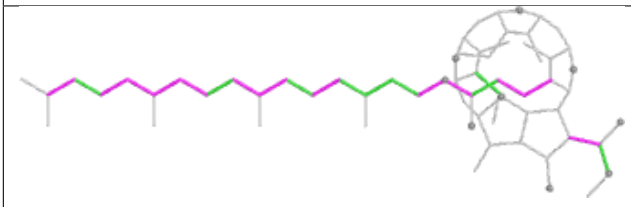

Torsions

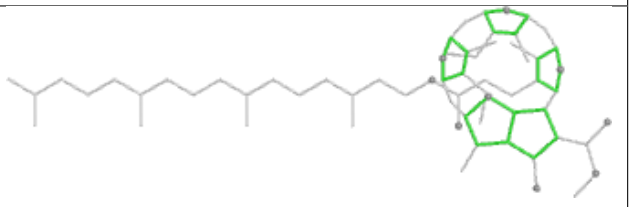

Rings

Ligand CLA BD 614

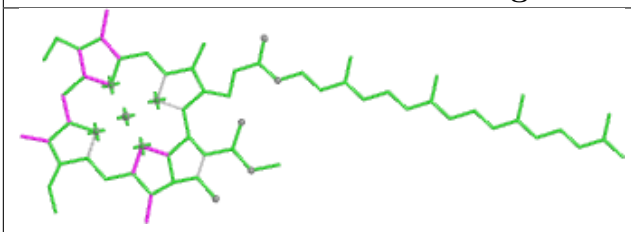

Bond lengths

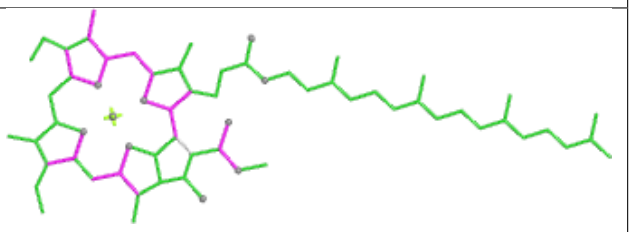

Bond angles

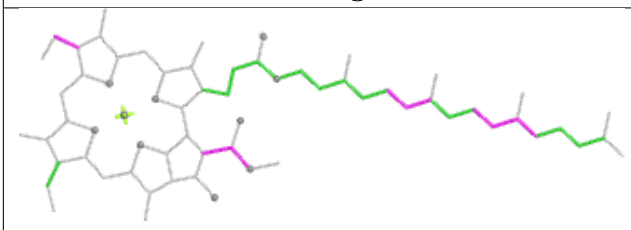

Torsions

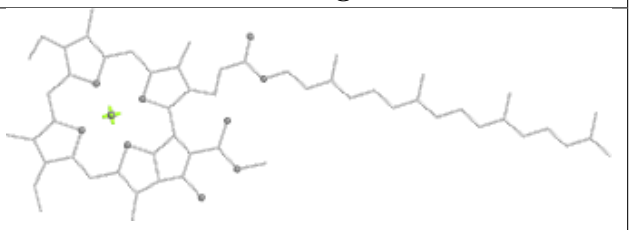

Rings

Ligand DGD HD 102

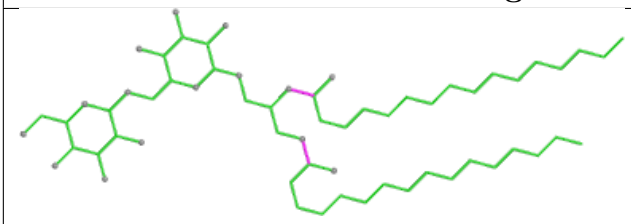

Bond lengths

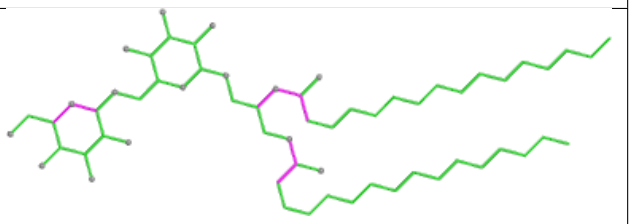

Bond angles

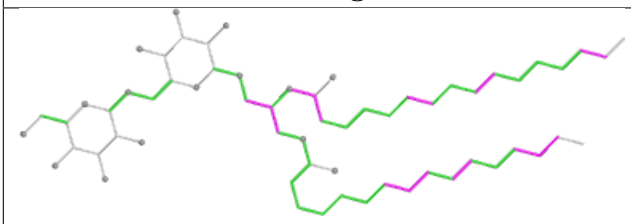

Torsions

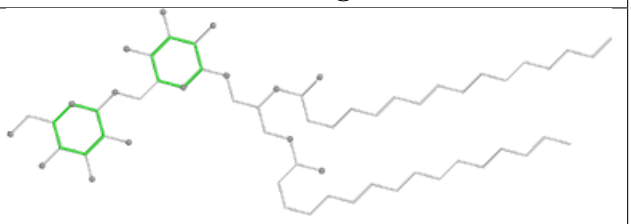

Rings

Ligand CYC d9 201

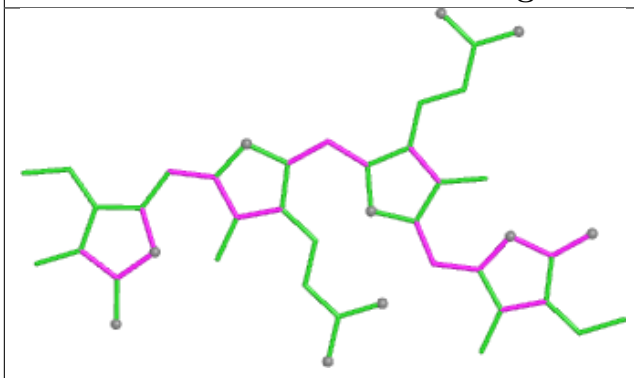

Bond lengths

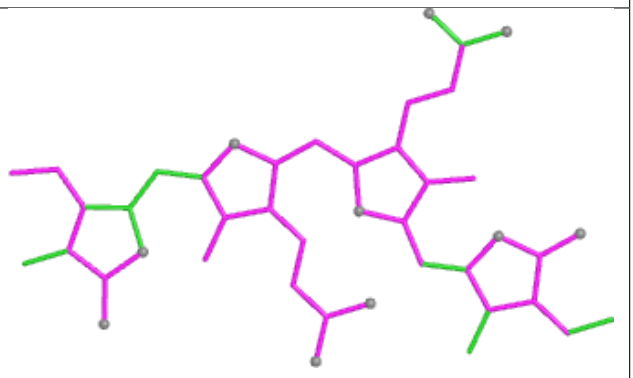

Bond angles

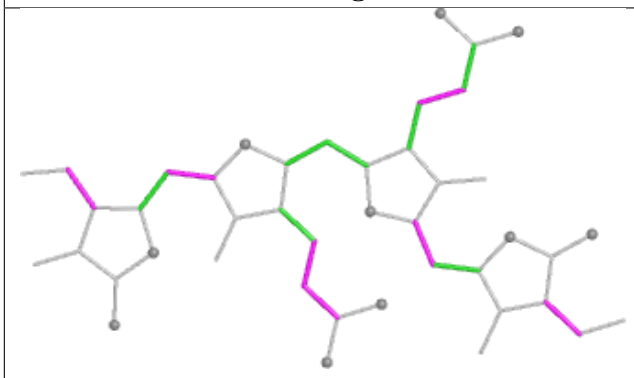

Torsions

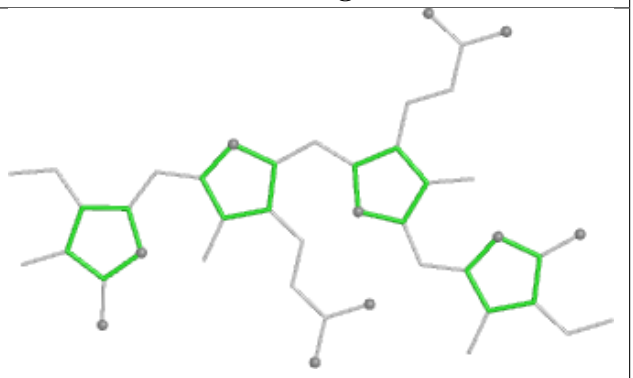

Rings

Ligand CYC h7 201

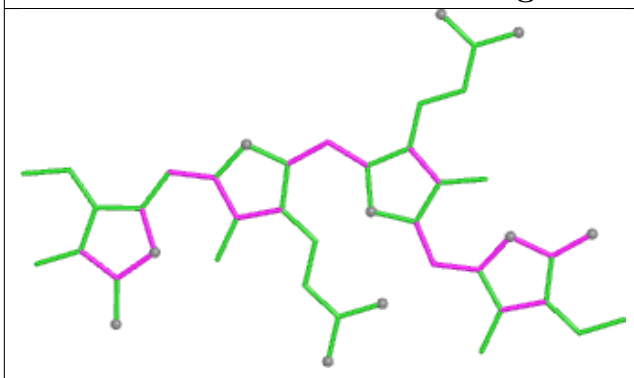

Bond lengths

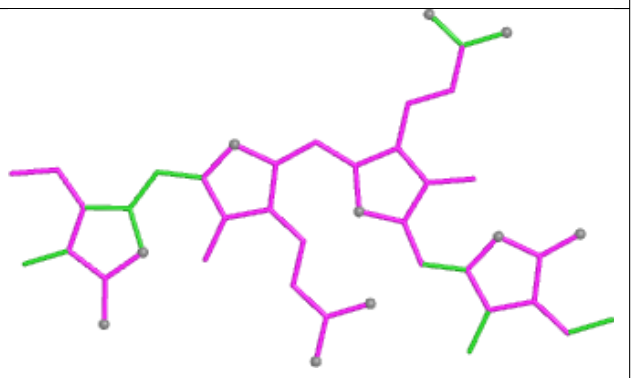

Bond angles

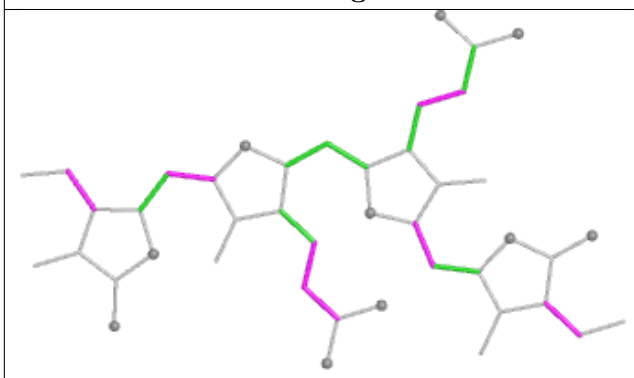

Torsions

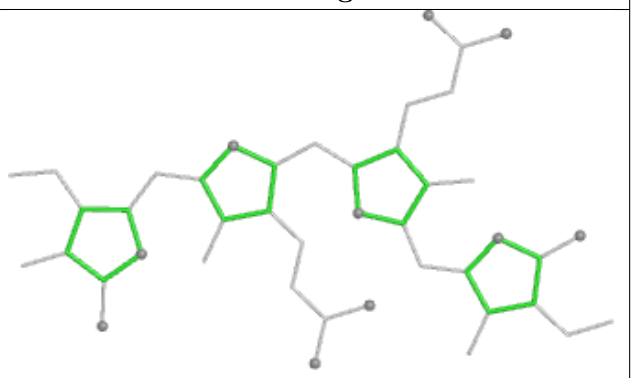

Rings

Ligand CLA CD 503	
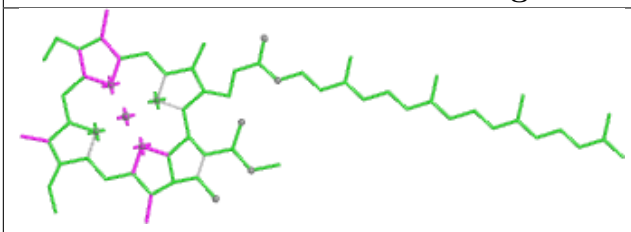 Bond lengths	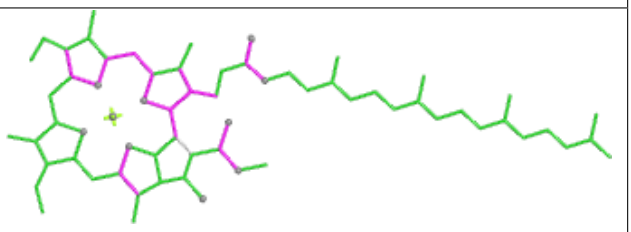 Bond angles
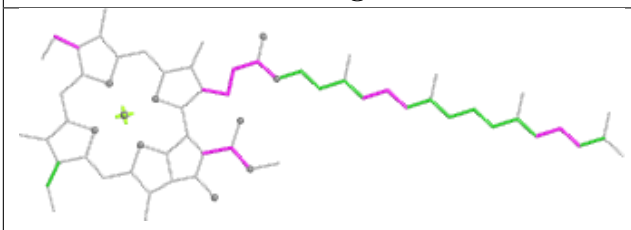 Torsions	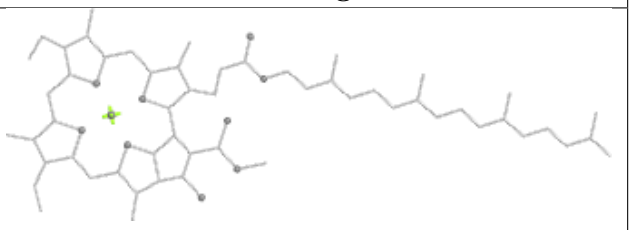 Rings

Ligand CYC i6 202

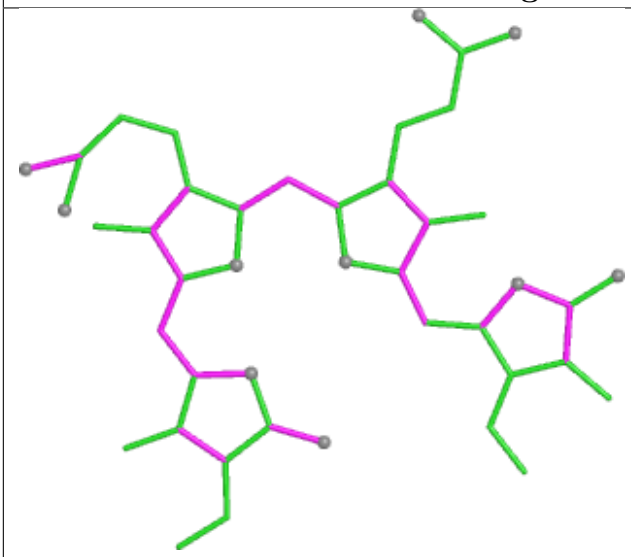

Bond lengths

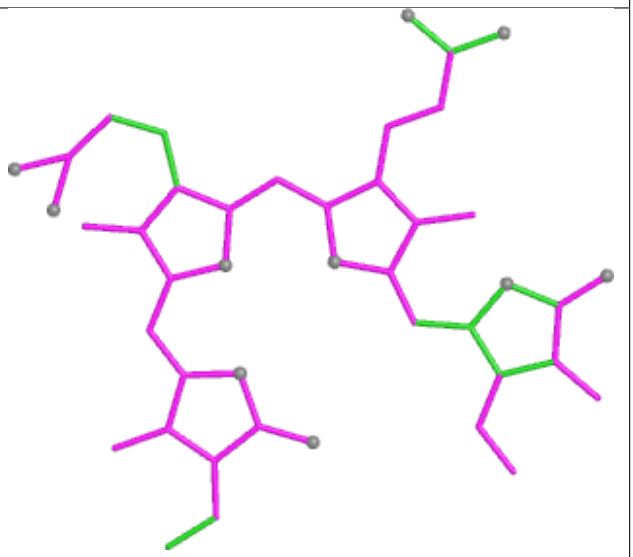

Bond angles

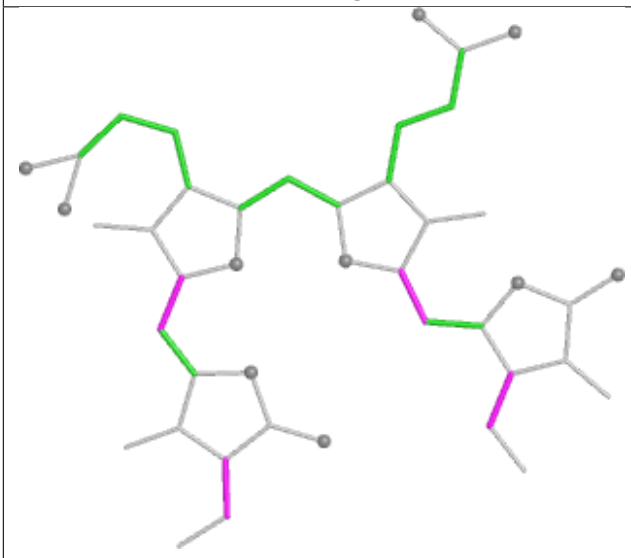

Torsions

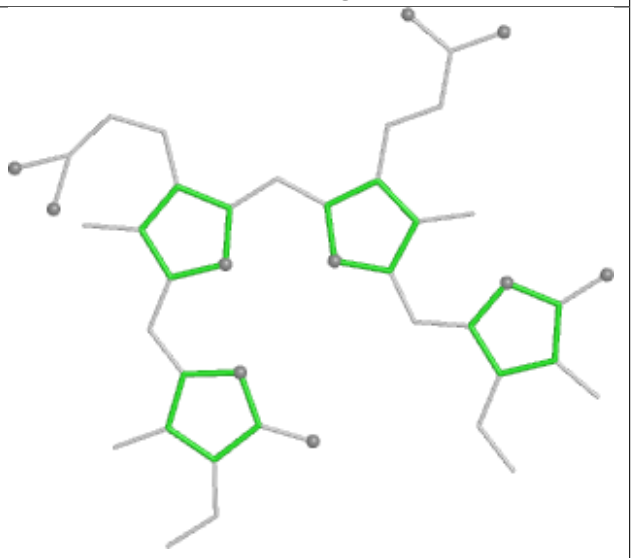

Rings

Ligand LMT a1 401

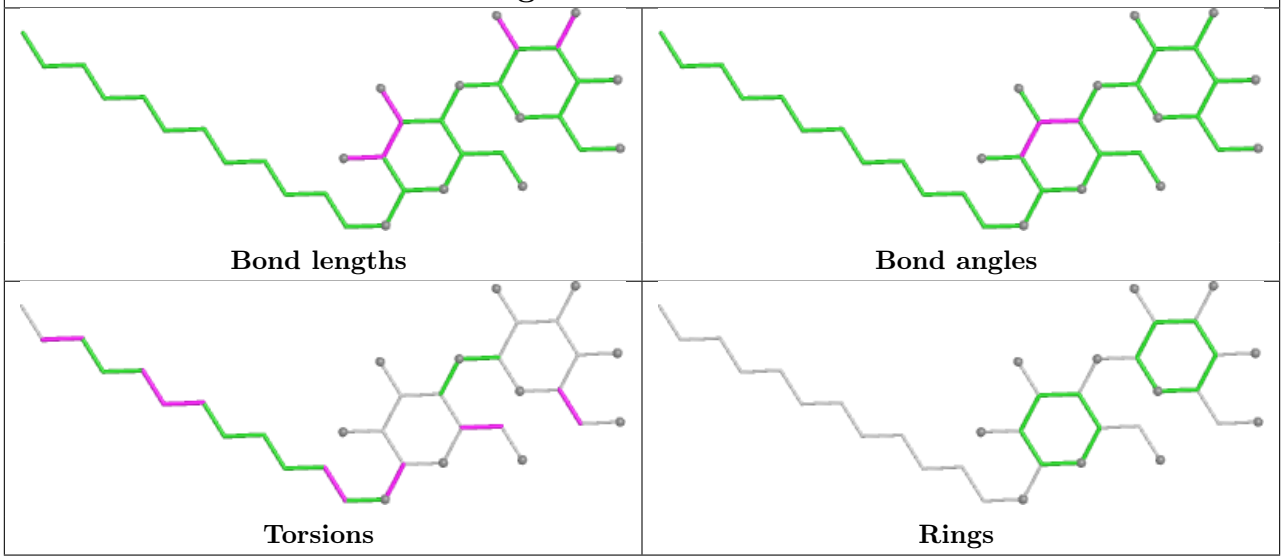

Ligand CYC eH 201

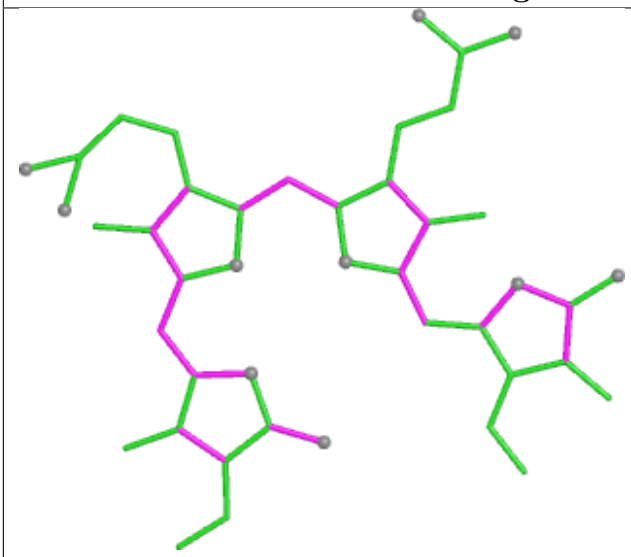

Bond lengths

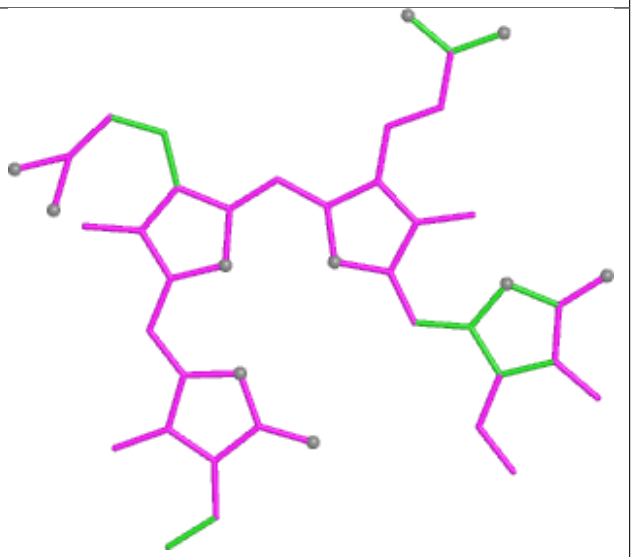

Bond angles

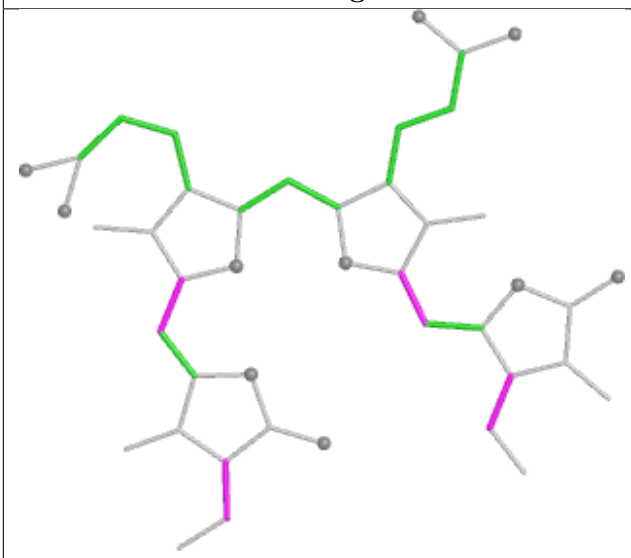

Torsions

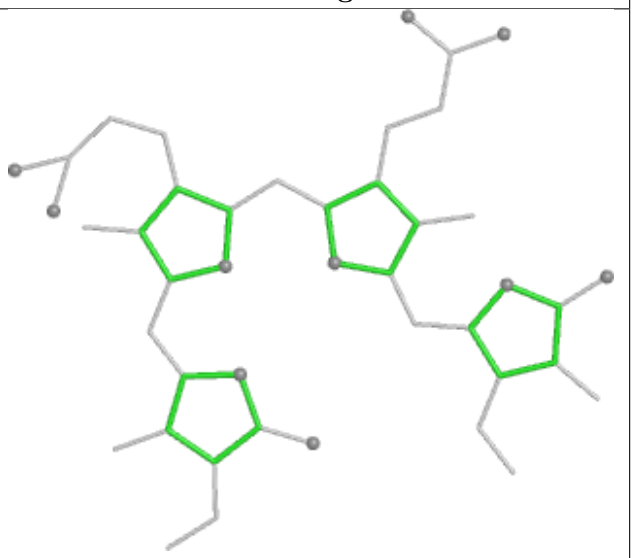

Rings

Ligand CYC RB 201

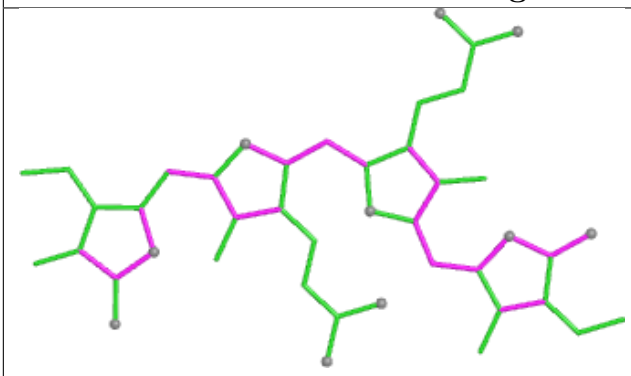

Bond lengths

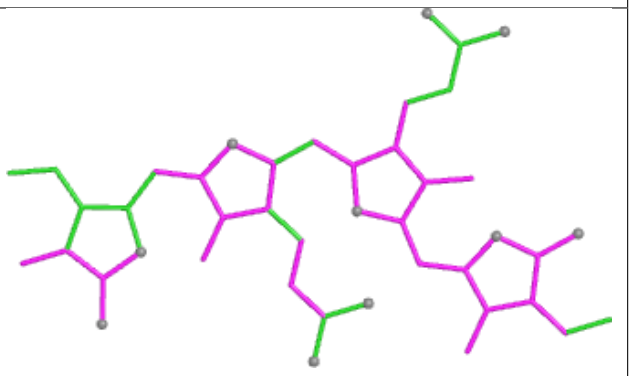

Bond angles

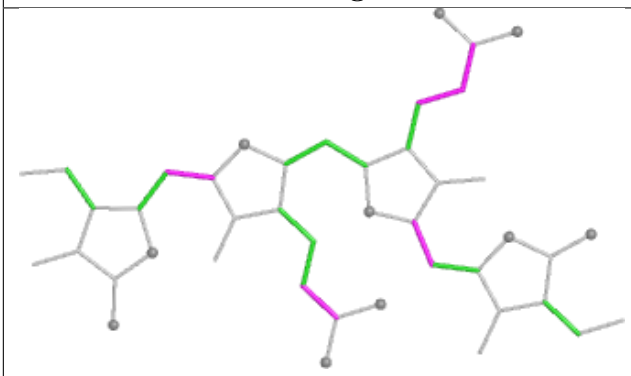

Torsions

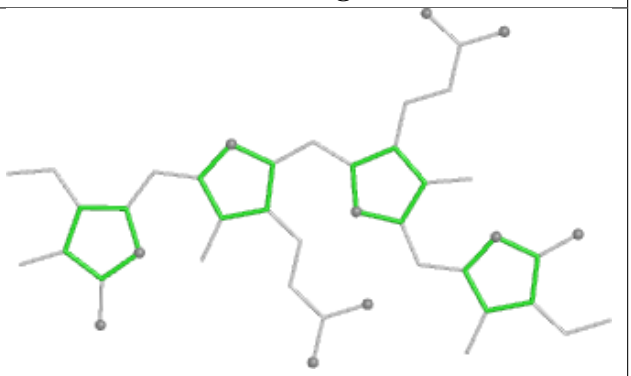

Rings

Ligand CYC b7 201

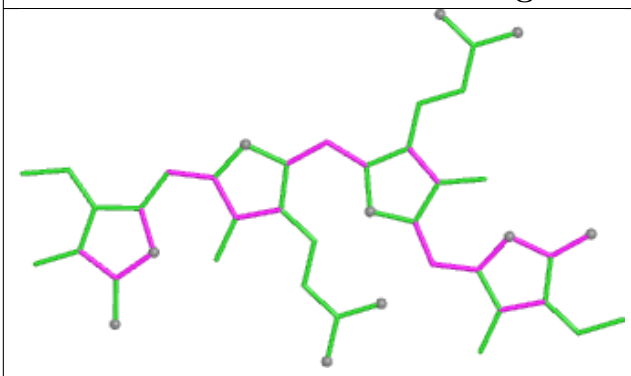

Bond lengths

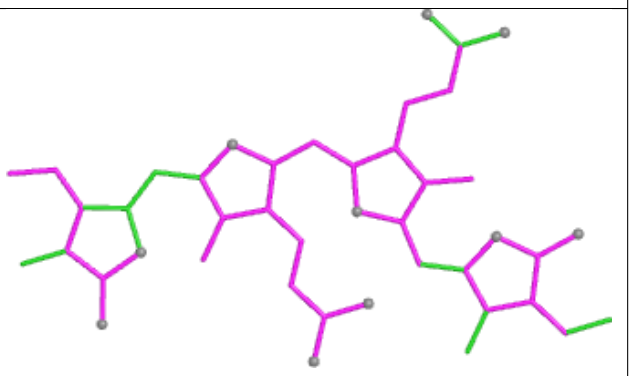

Bond angles

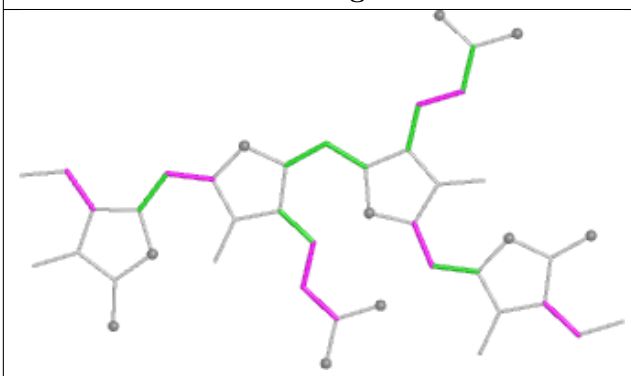

Torsions

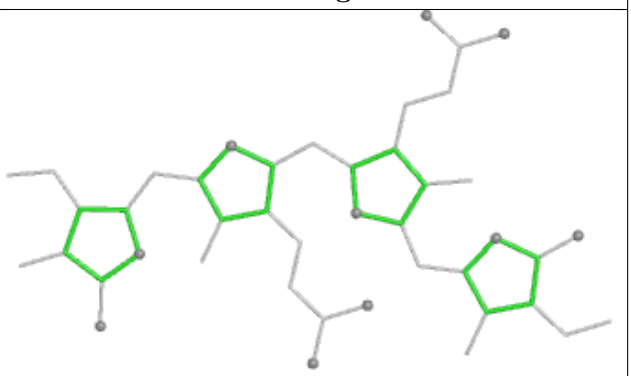

Rings

Ligand PHO a1 413	
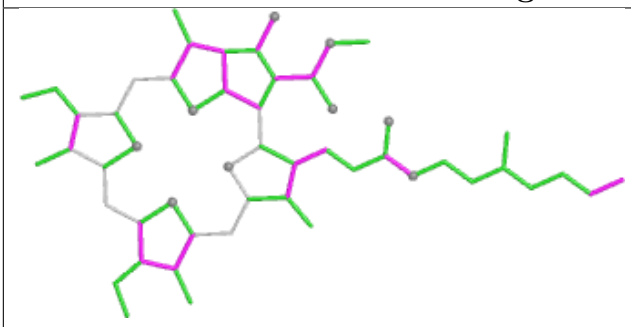 Bond lengths	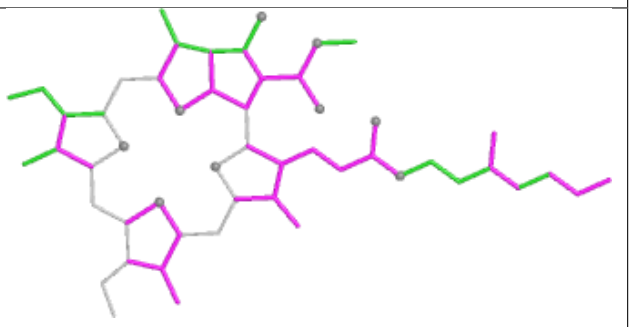 Bond angles
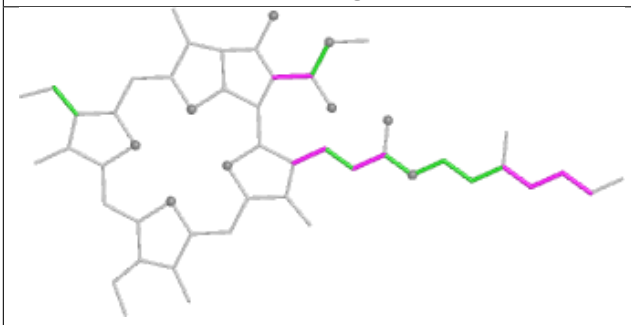 Torsions	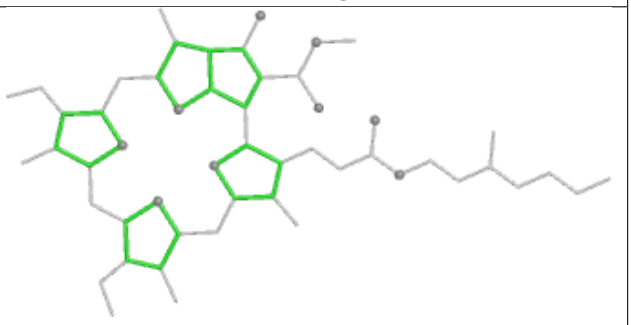 Rings

Ligand CLA bD 615	
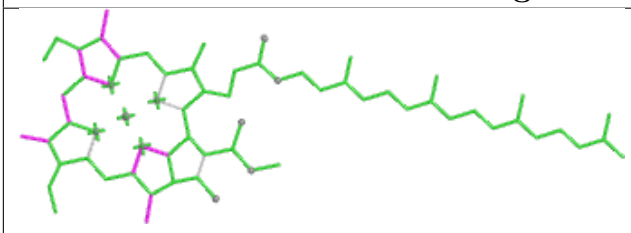 Bond lengths	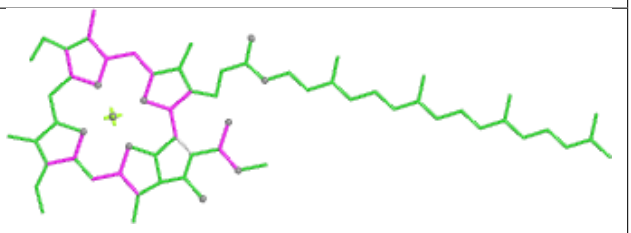 Bond angles
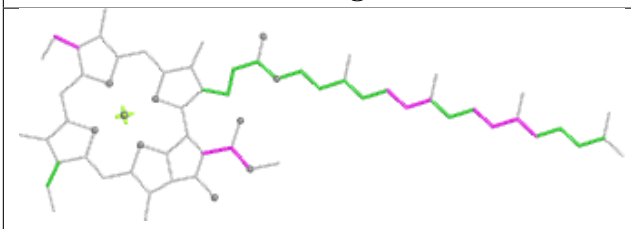 Torsions	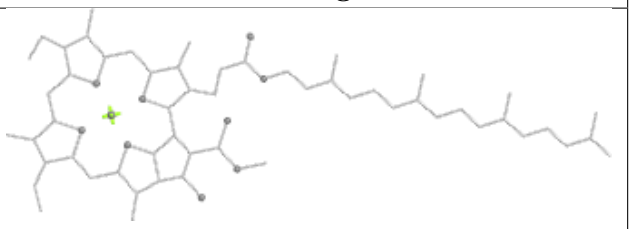 Rings

Ligand CYC fF 201

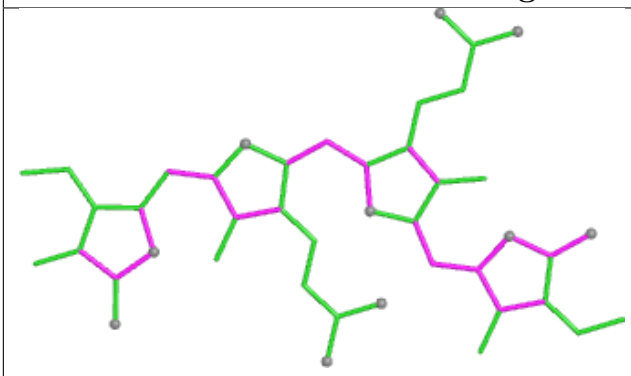

Bond lengths

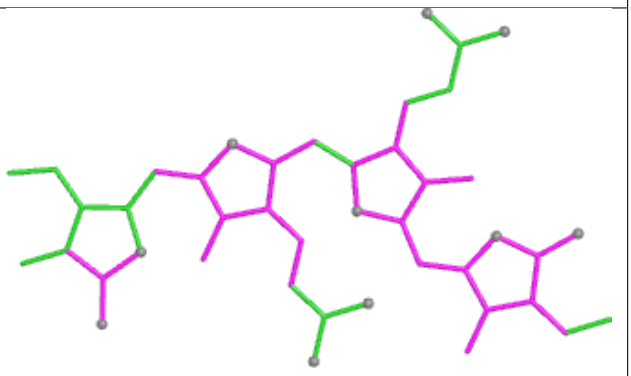

Bond angles

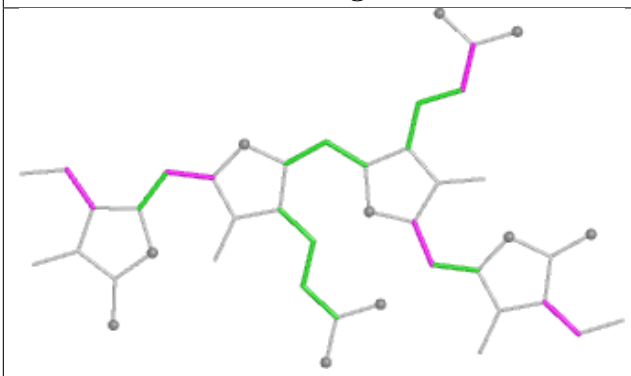

Torsions

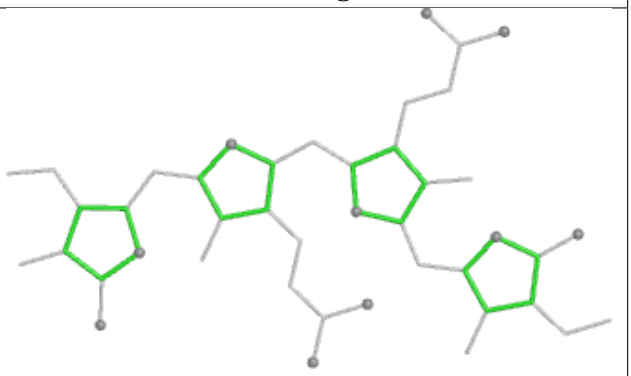

Rings

Ligand CYC bH 201

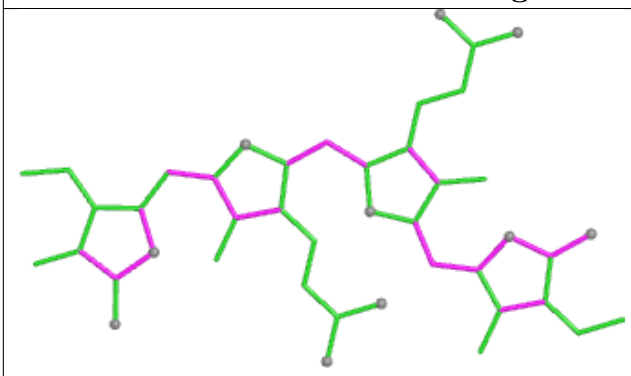

Bond lengths

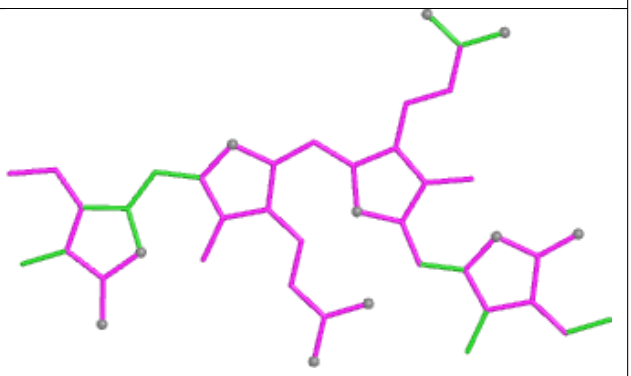

Bond angles

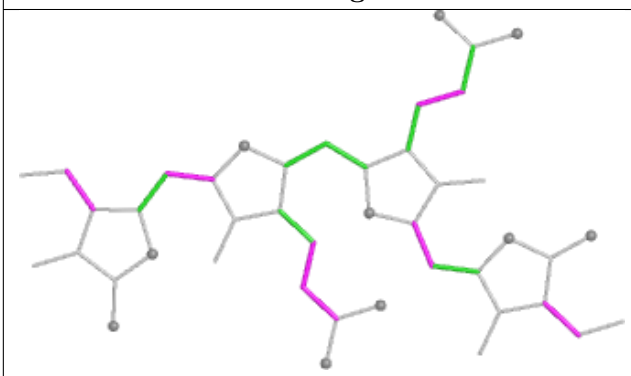

Torsions

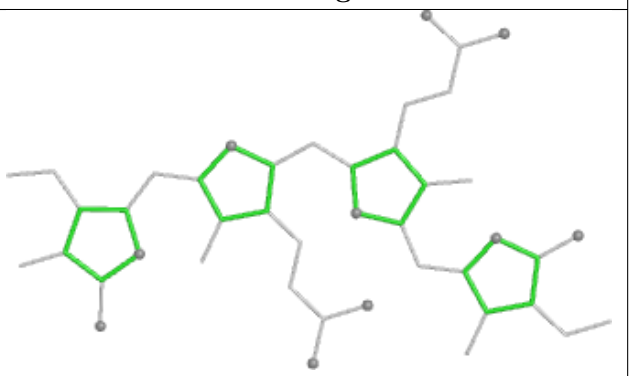

Rings

Ligand CYC j7 201

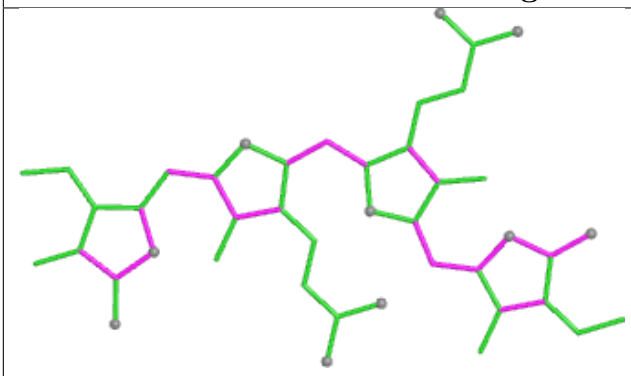

Bond lengths

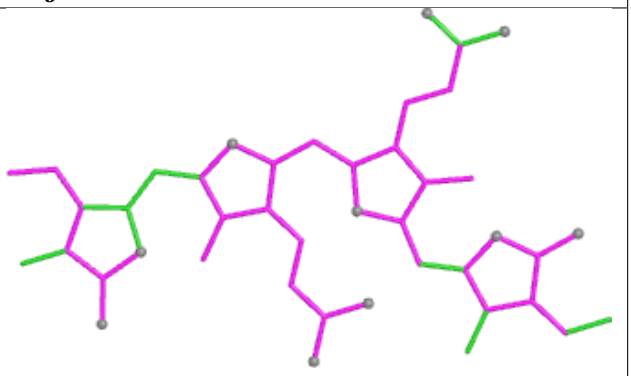

Bond angles

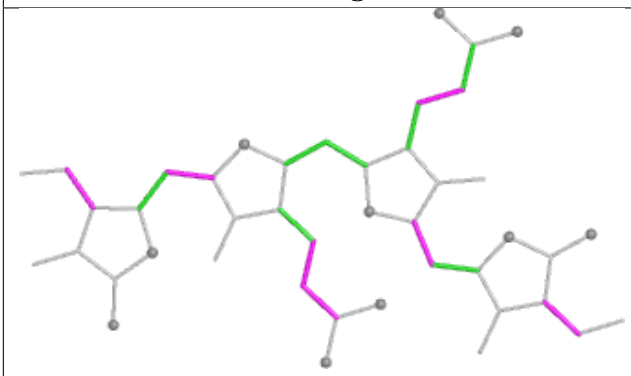

Torsions

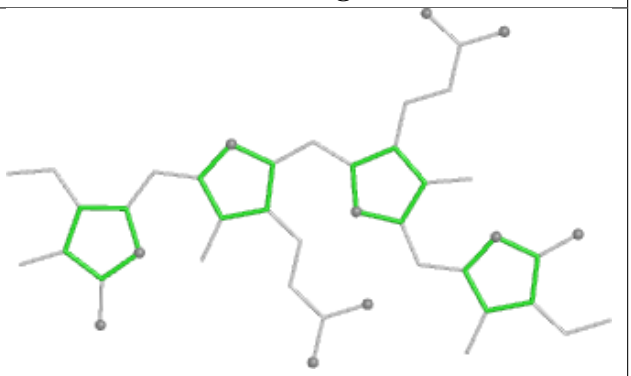

Rings

Ligand LMT bE 601

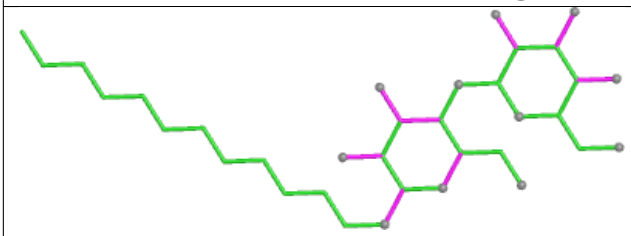

Bond lengths

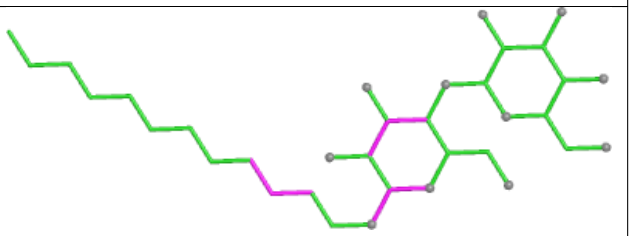

Bond angles

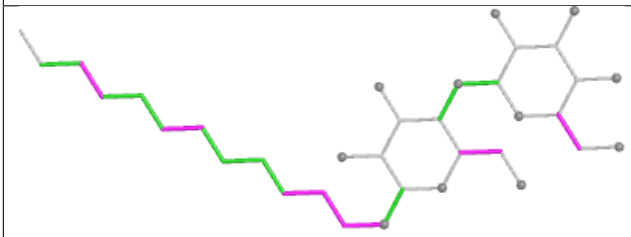

Torsions

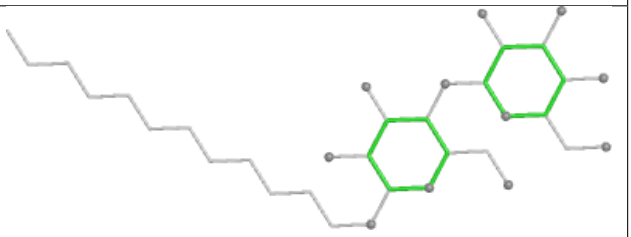

Rings

Ligand CYC mJ 201

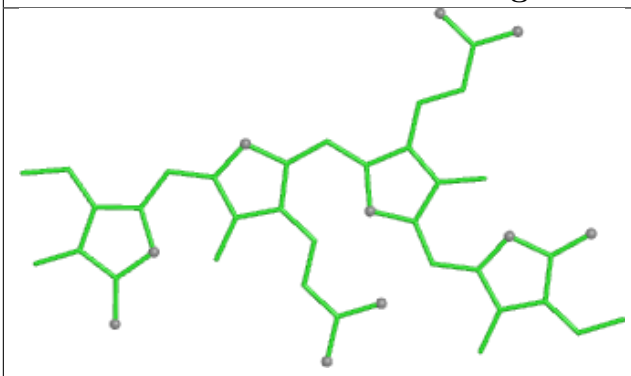

Bond lengths

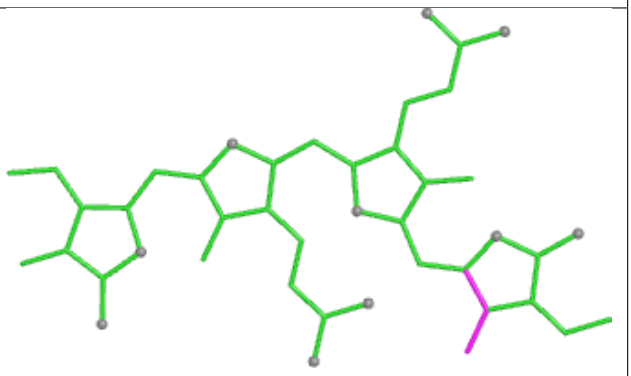

Bond angles

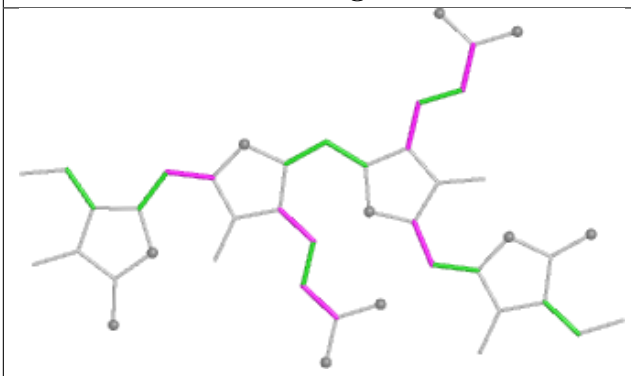

Torsions

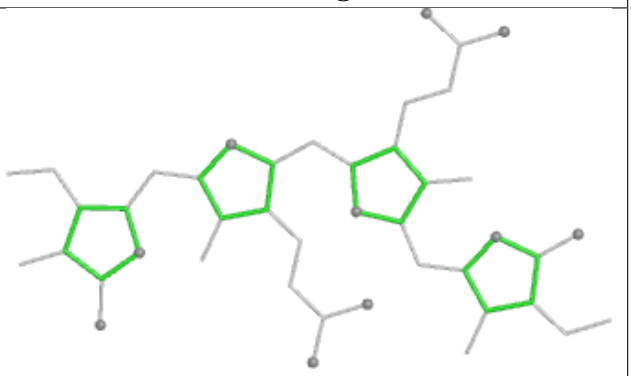

Rings

Ligand CYC HG 201

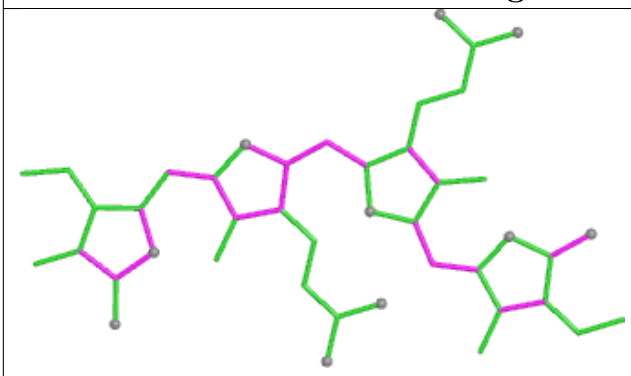

Bond lengths

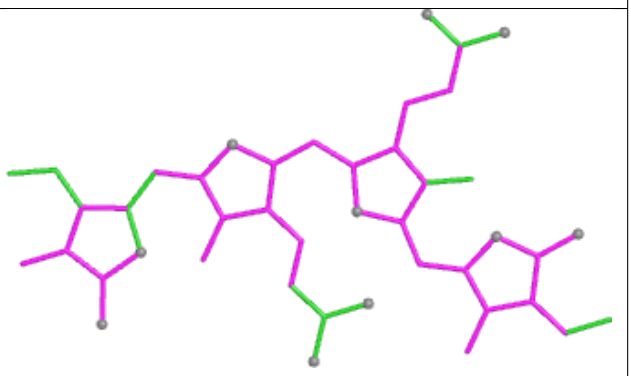

Bond angles

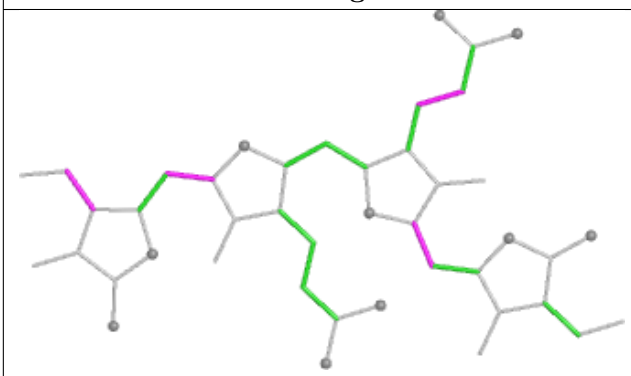

Torsions

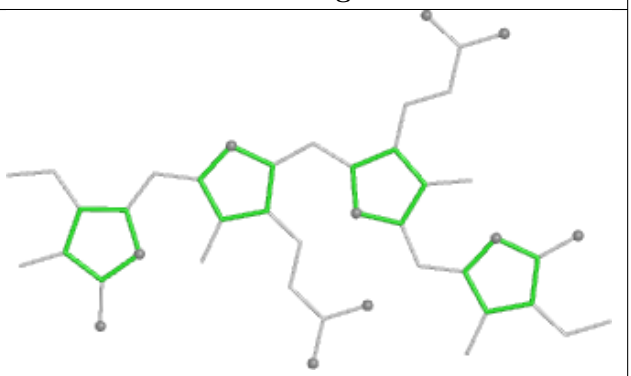

Rings

Ligand CLA dE 403

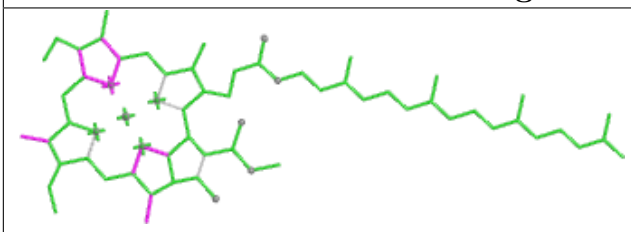

Bond lengths

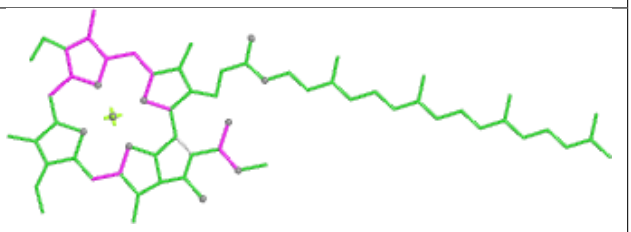

Bond angles

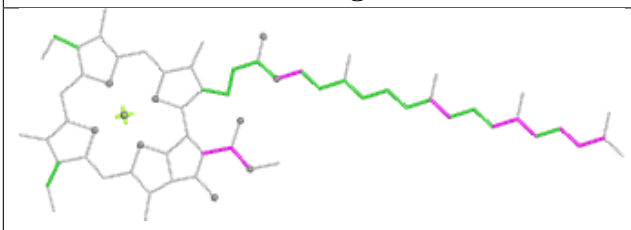

Torsions

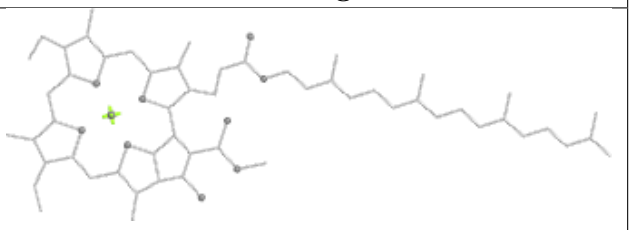

Rings

Ligand CYC JG 201

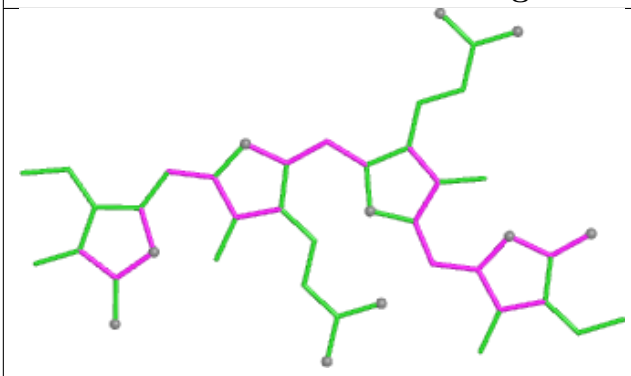

Bond lengths

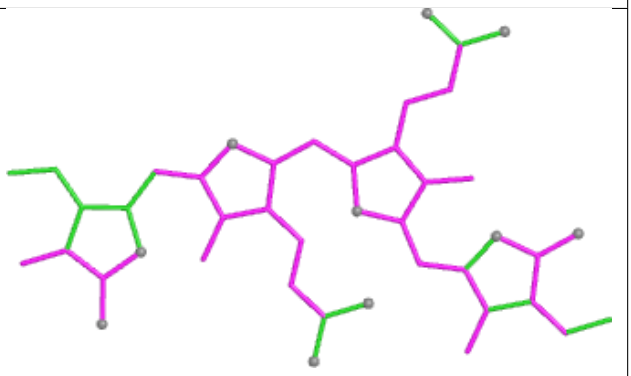

Bond angles

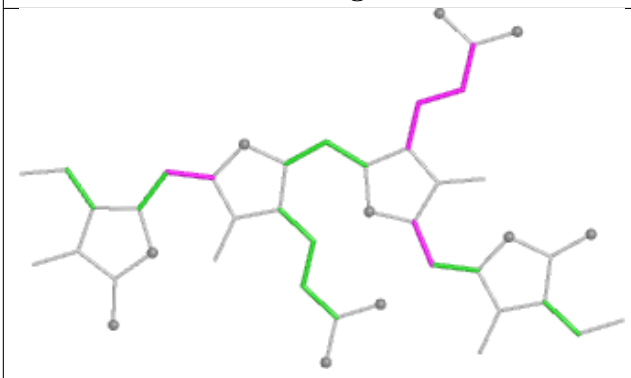

Torsions

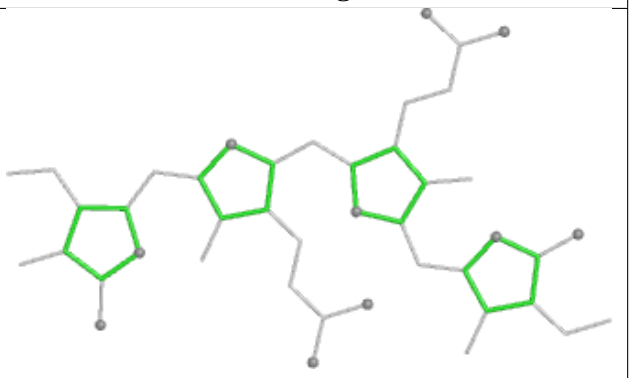

Rings

Ligand CYC 5L 201

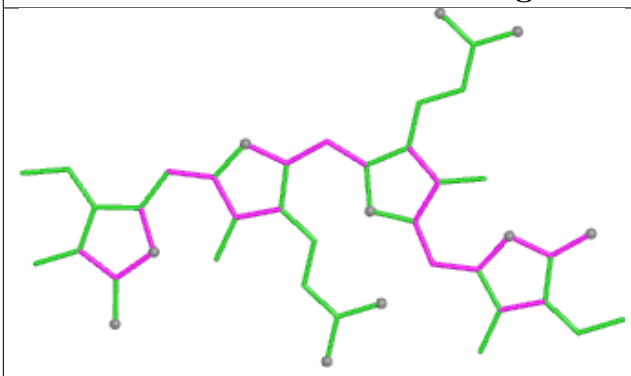

Bond lengths

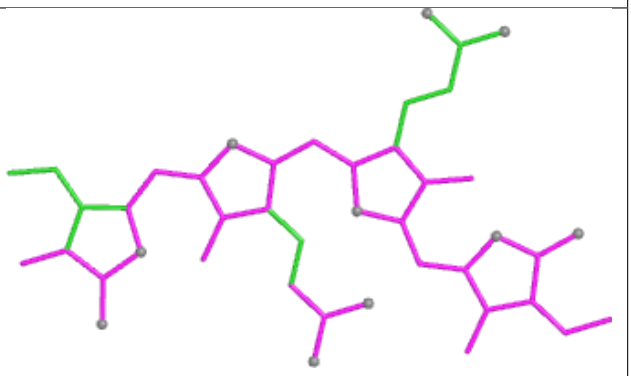

Bond angles

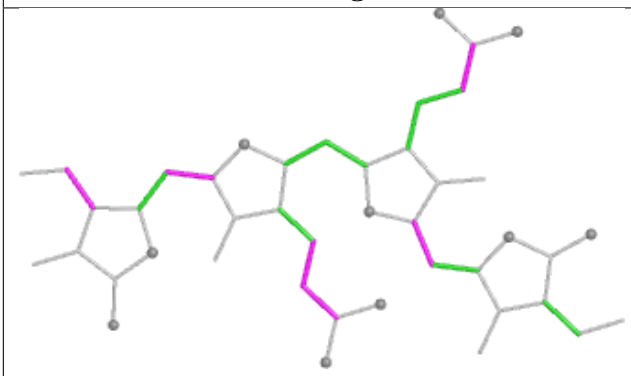

Torsions

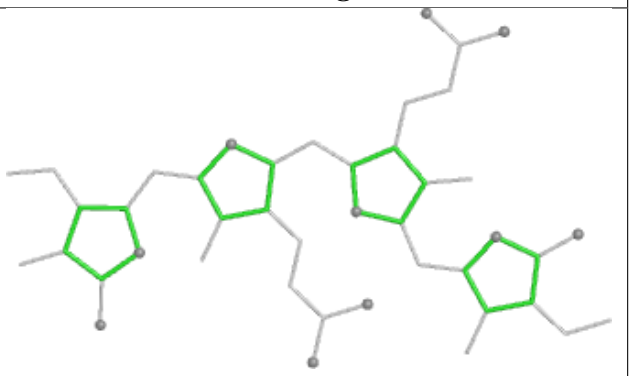

Rings

Ligand CYC CB 1001

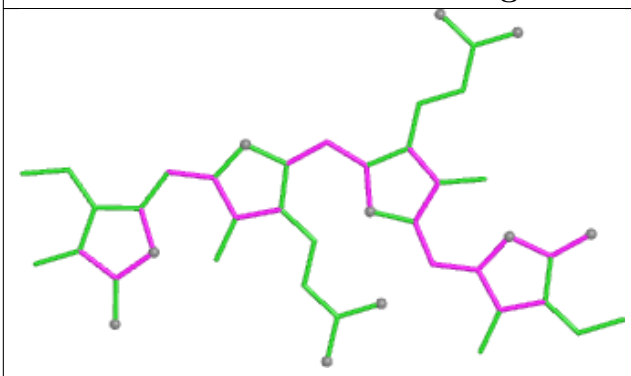

Bond lengths

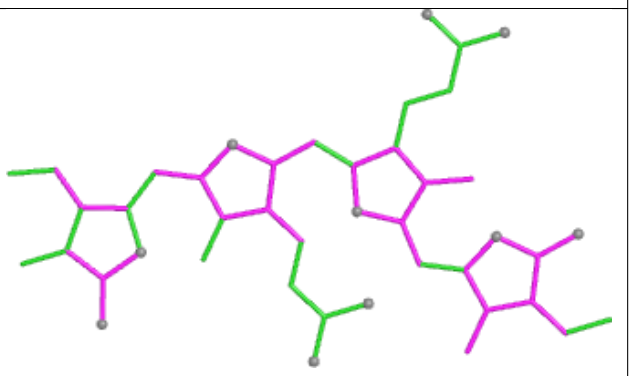

Bond angles

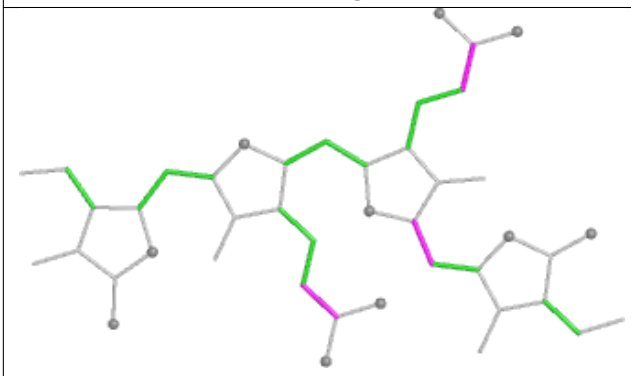

Torsions

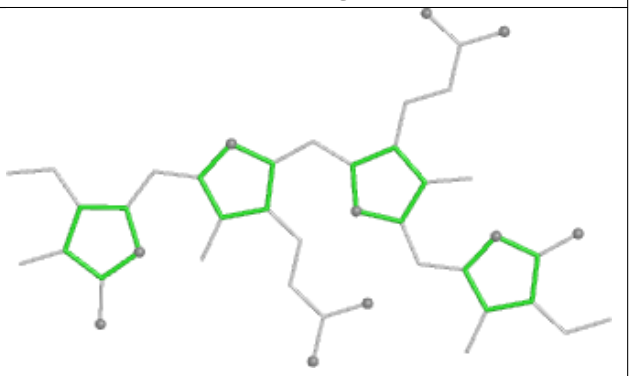

Rings

Ligand CLA HD 103

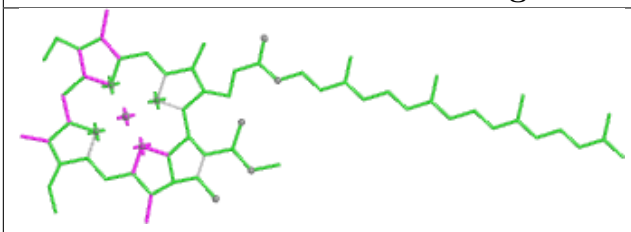

Bond lengths

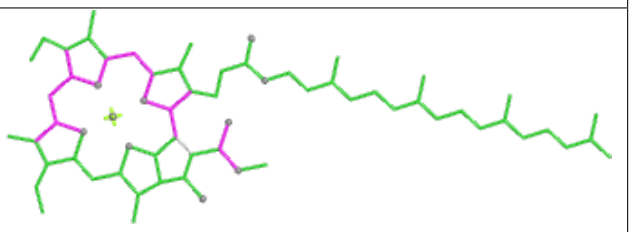

Bond angles

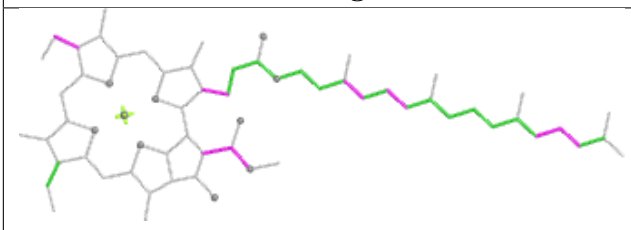

Torsions

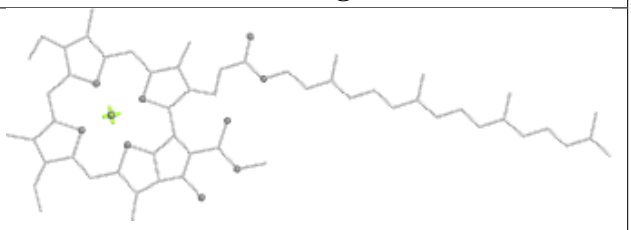

Rings

Ligand PHO DD 403

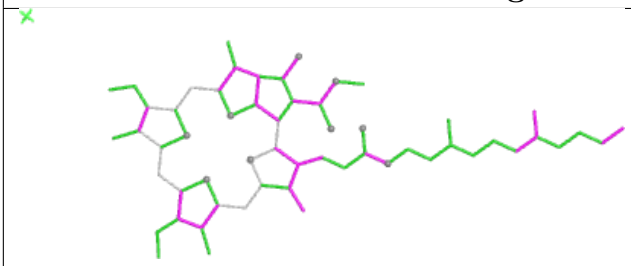

Bond lengths

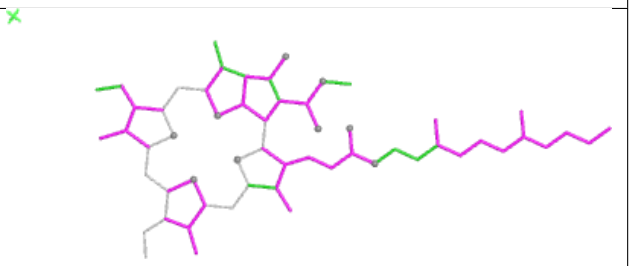

Bond angles

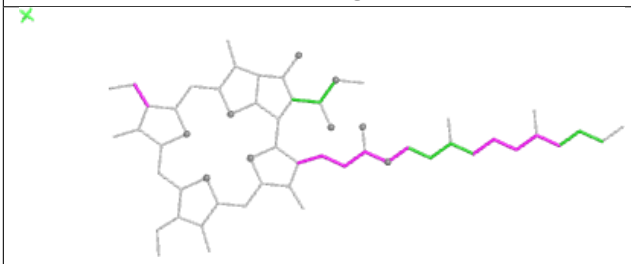

Torsions

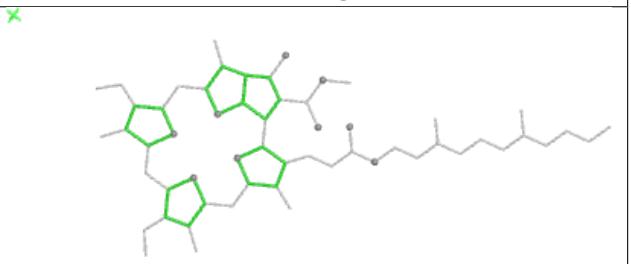

Rings

Ligand CYC i7 201

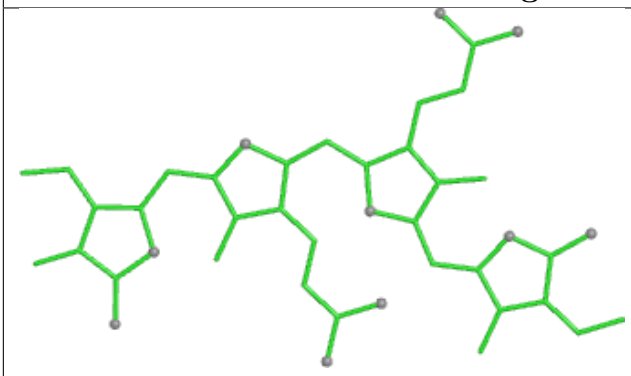

Bond lengths

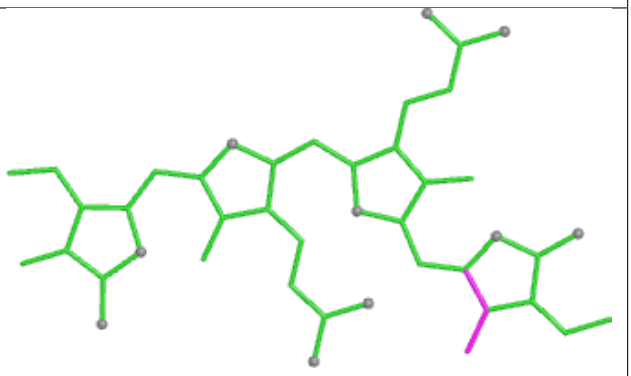

Bond angles

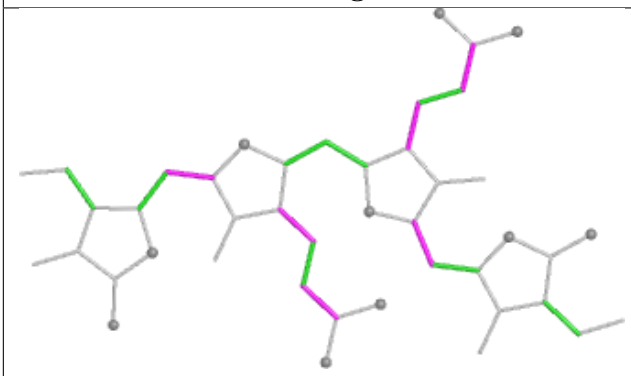

Torsions

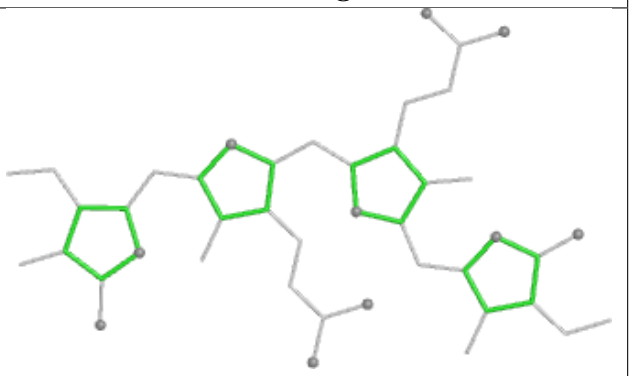

Rings

Ligand PL9 D1 407

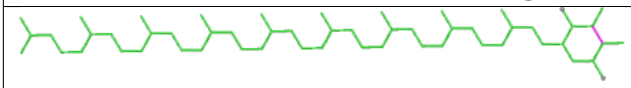

Bond lengths

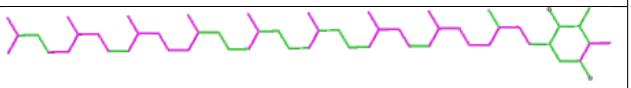

Bond angles

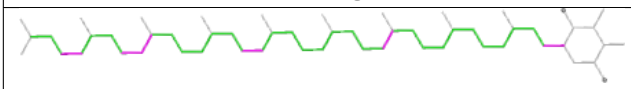

Torsions

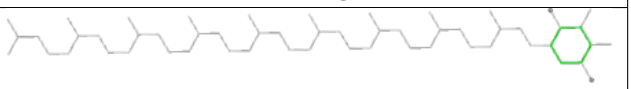

Rings

Ligand CYC m5 201

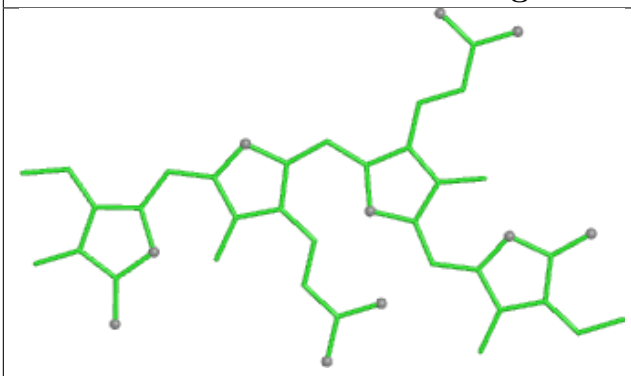

Bond lengths

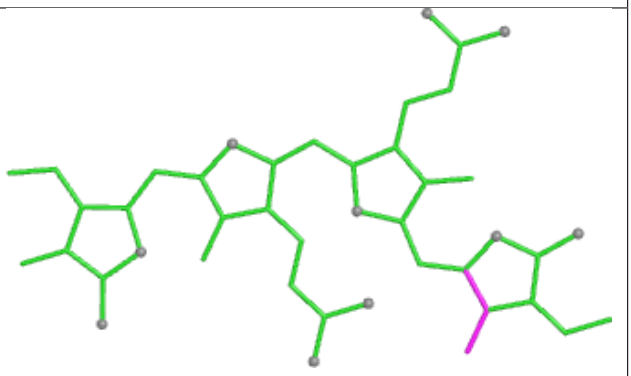

Bond angles

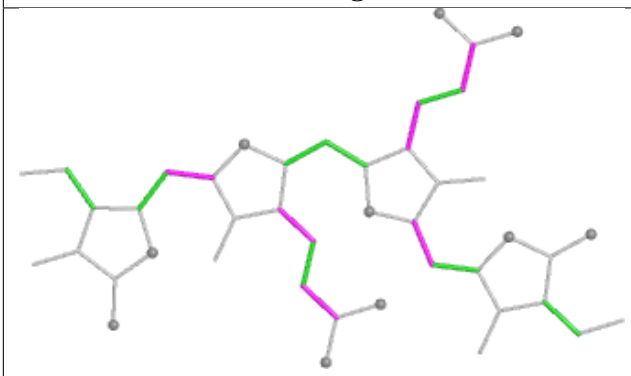

Torsions

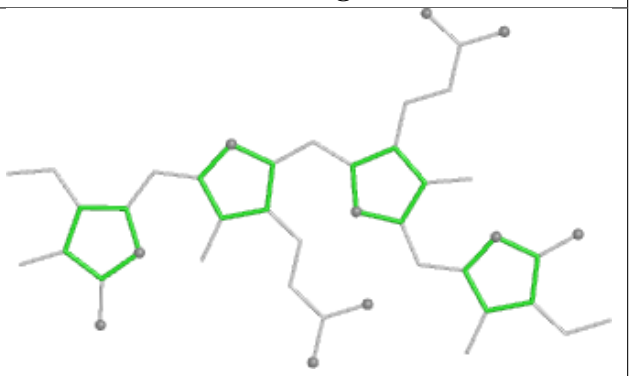

Rings

Ligand CYC cI 201

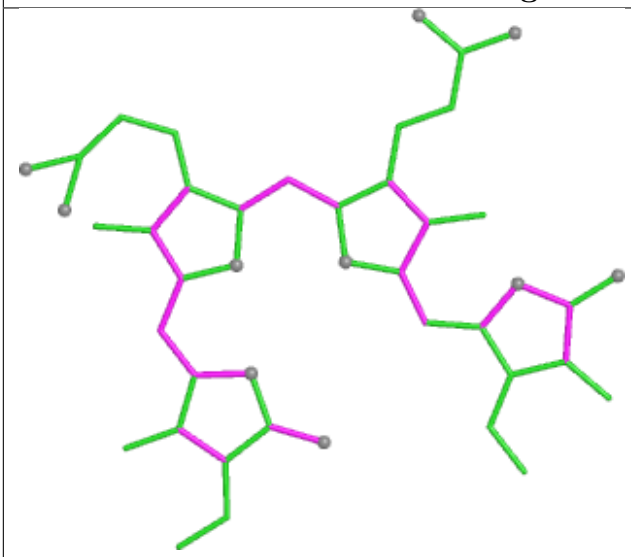

Bond lengths

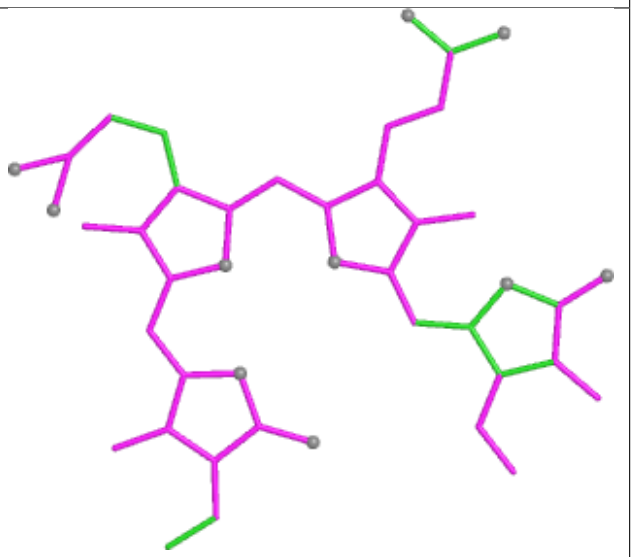

Bond angles

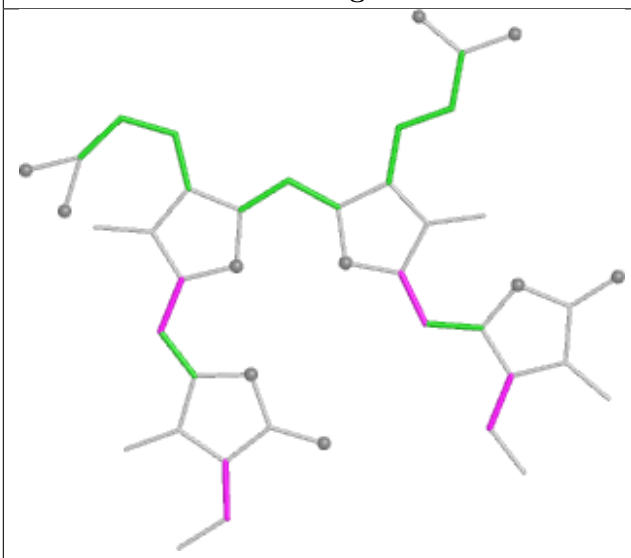

Torsions

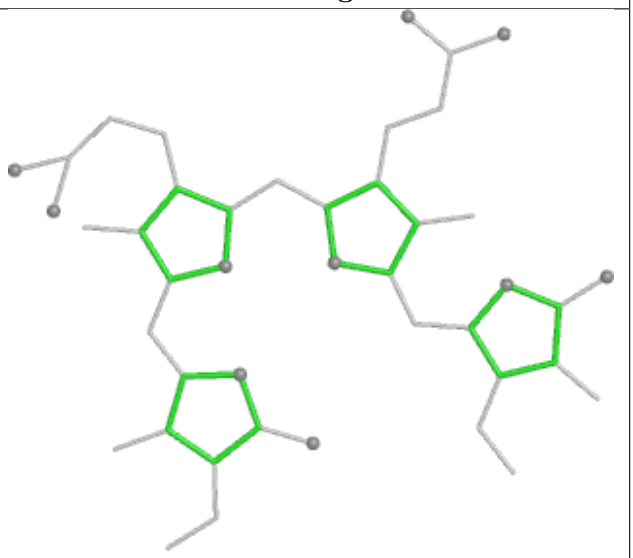

Rings

Ligand CLA bE 607

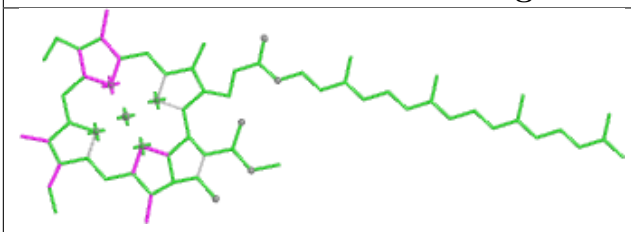

Bond lengths

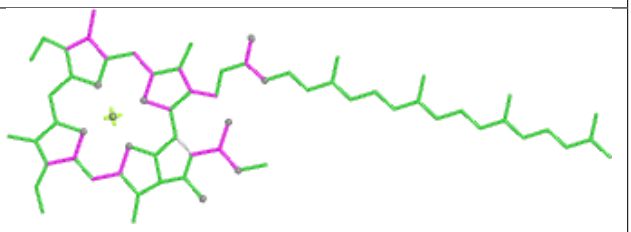

Bond angles

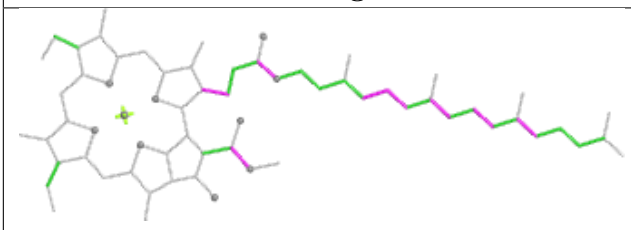

Torsions

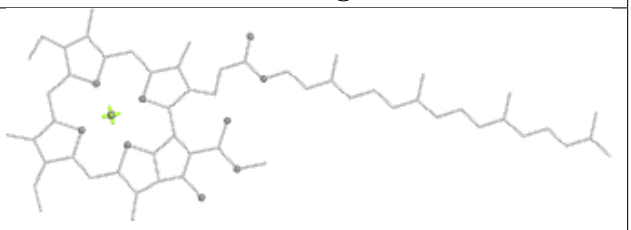

Rings

Ligand CYC rB 201

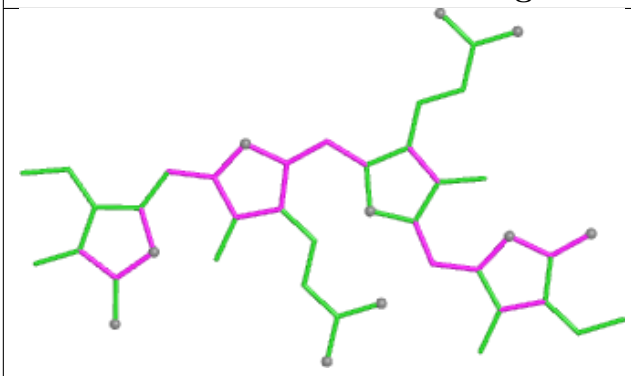

Bond lengths

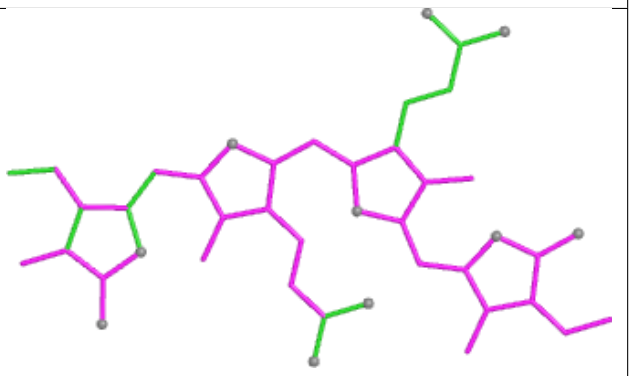

Bond angles

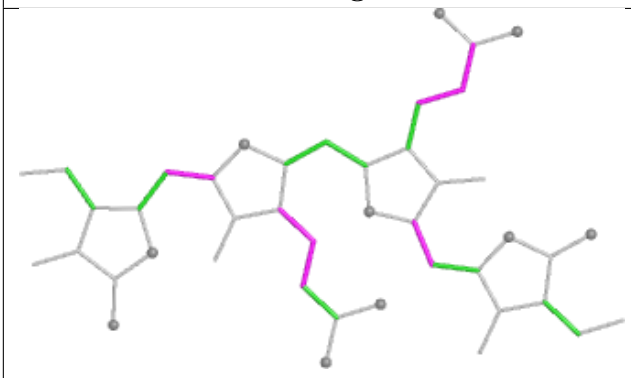

Torsions

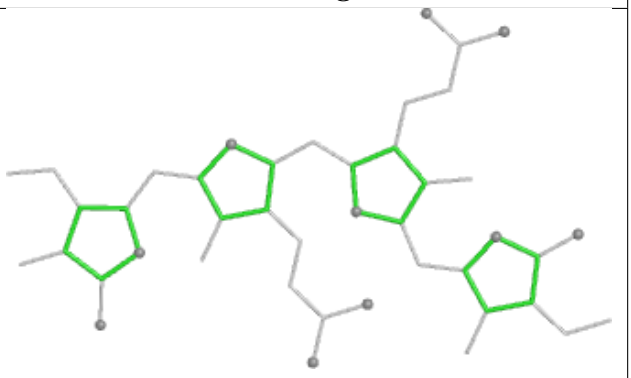

Rings

Ligand CYC r4 201

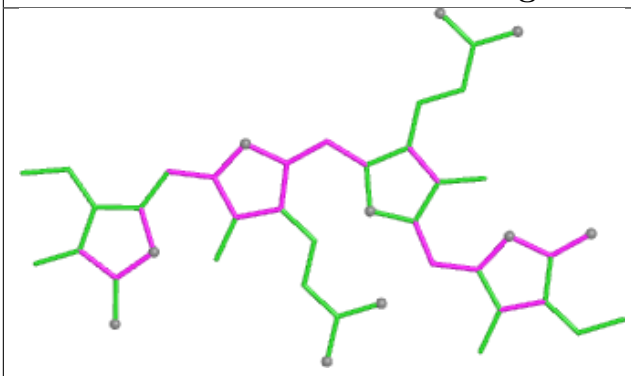

Bond lengths

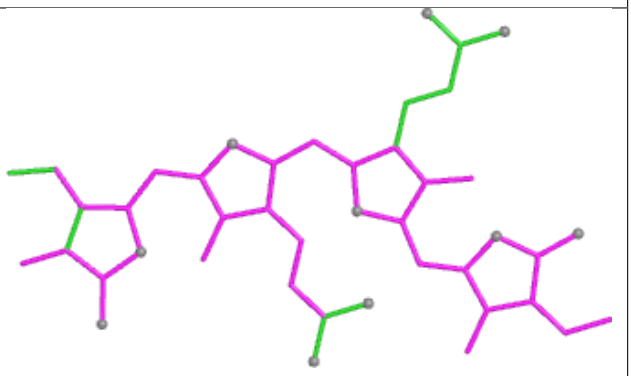

Bond angles

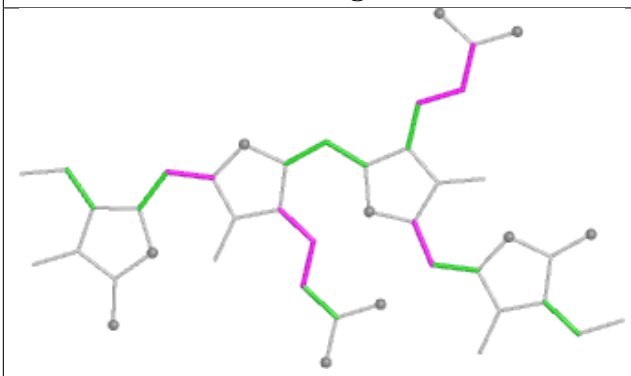

Torsions

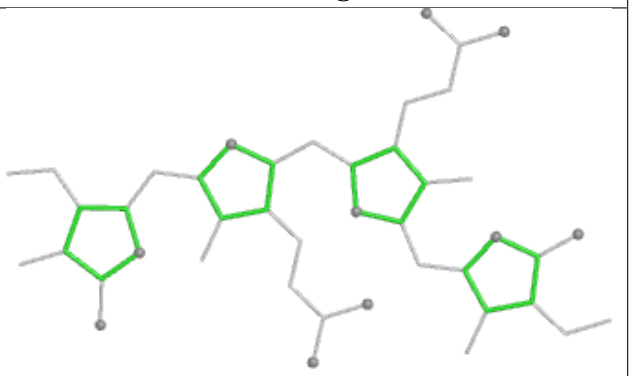

Rings

Ligand CYC cC 201

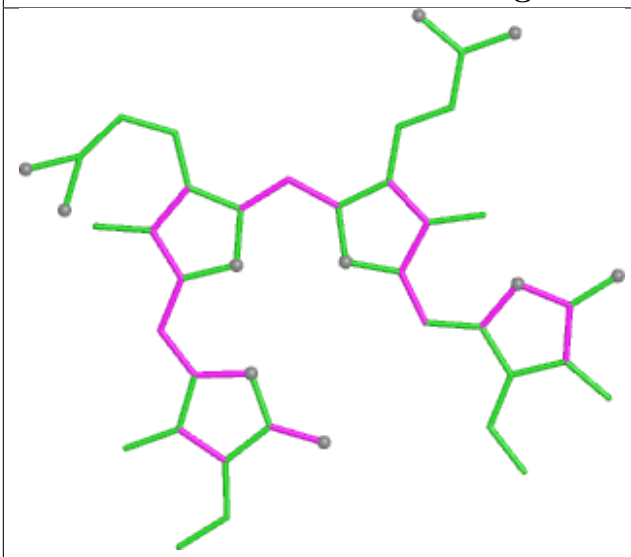

Bond lengths

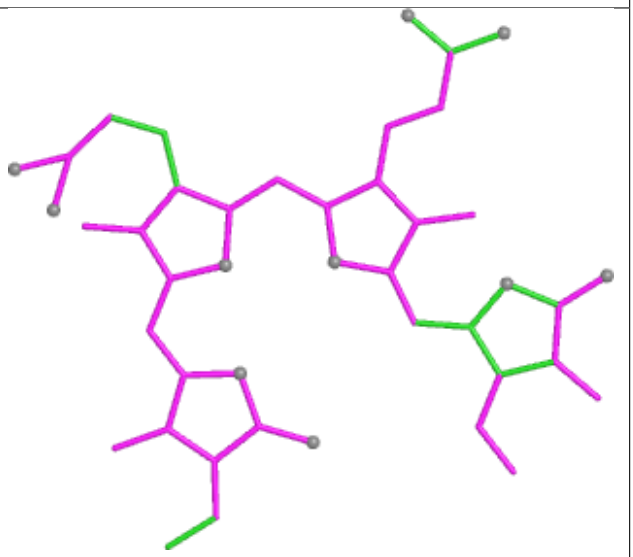

Bond angles

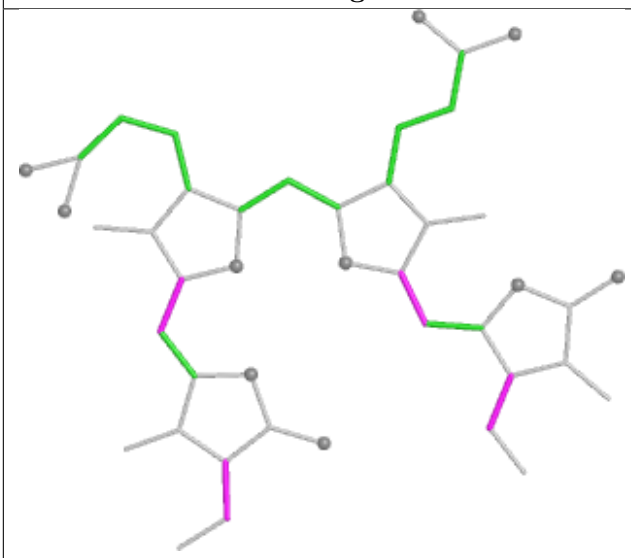

Torsions

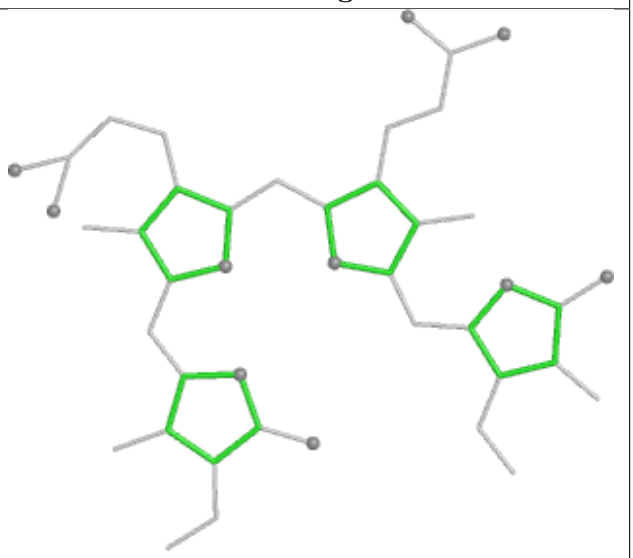

Rings

Ligand CYC f6 201

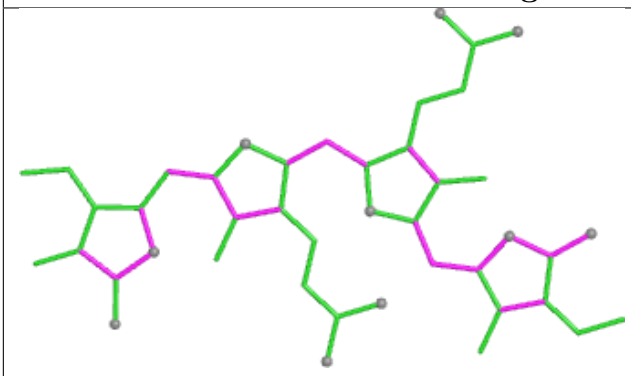

Bond lengths

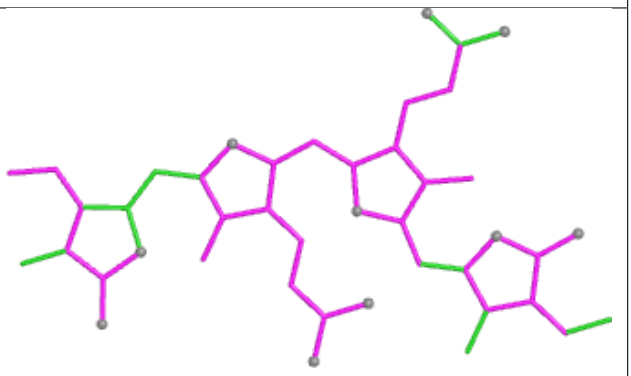

Bond angles

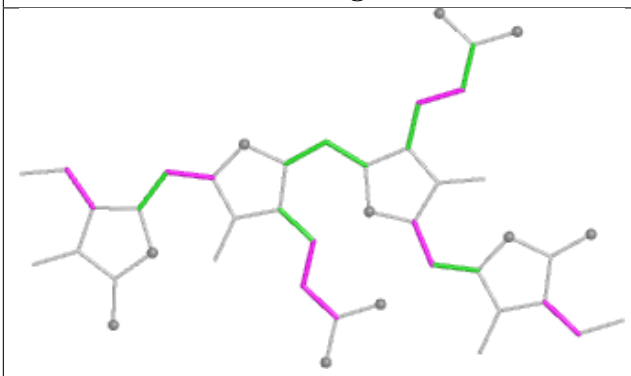

Torsions

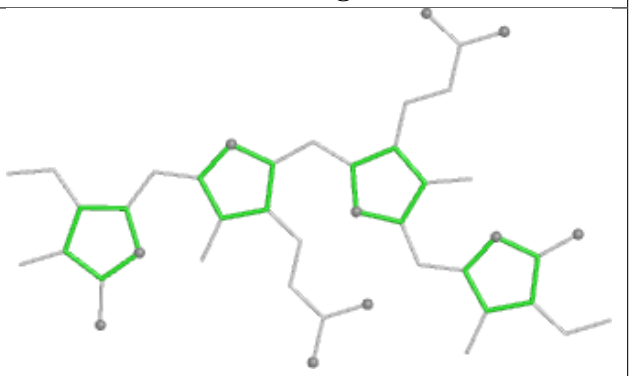

Rings

Ligand SQD LD 102

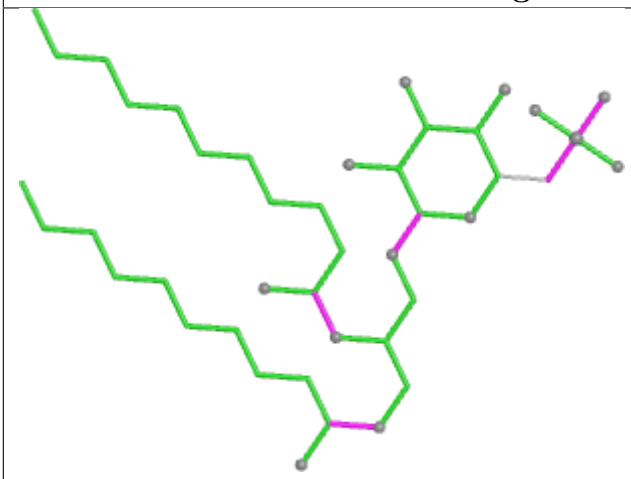

Bond lengths

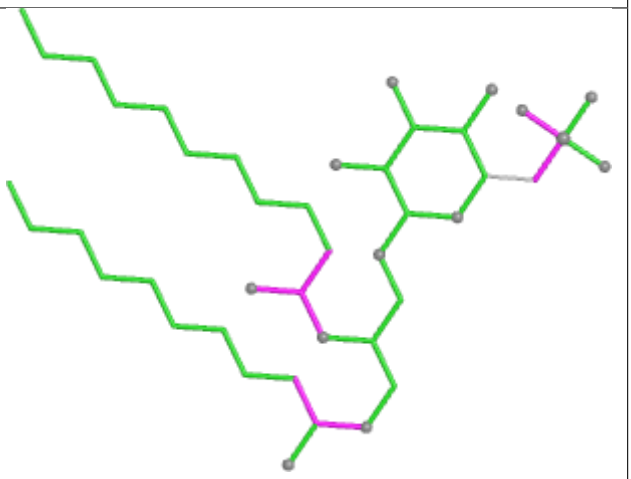

Bond angles

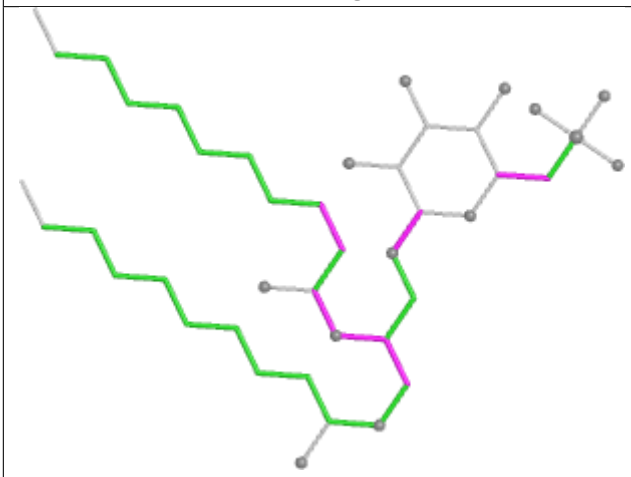

Torsions

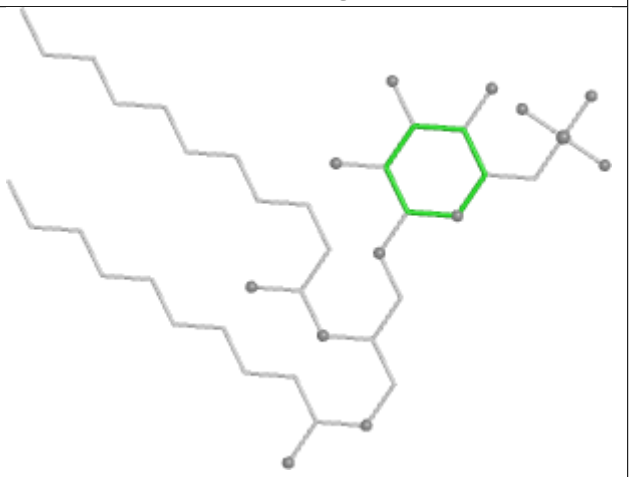

Rings

Ligand SQD AE 407

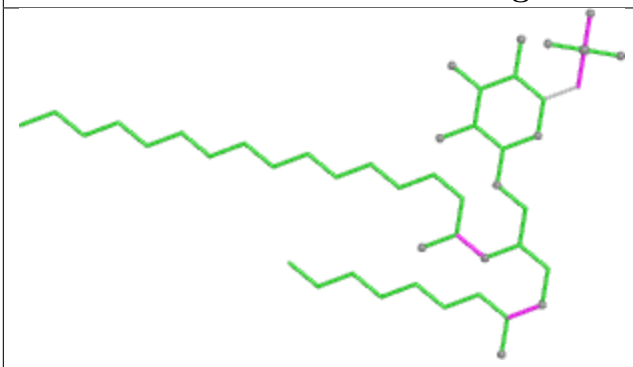

Bond lengths

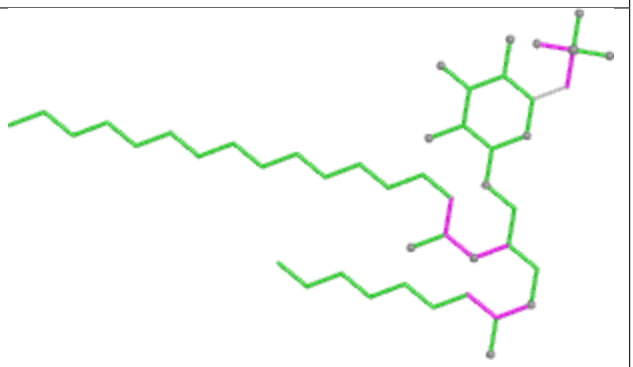

Bond angles

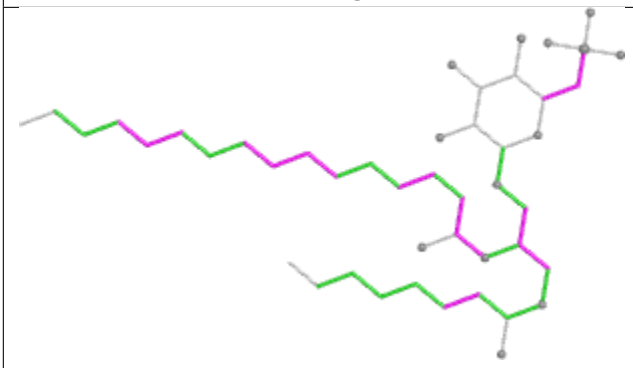

Torsions

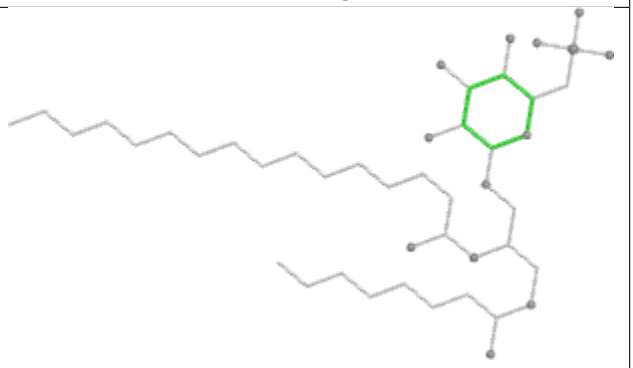

Rings

Ligand LHG DD 410

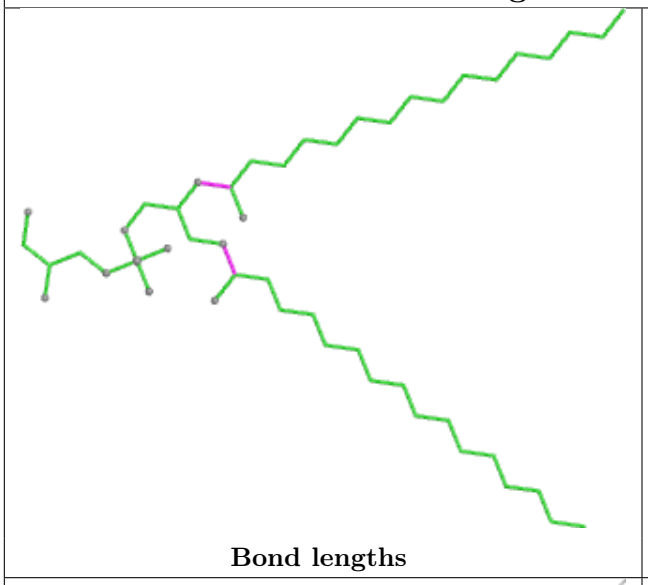

Bond lengths

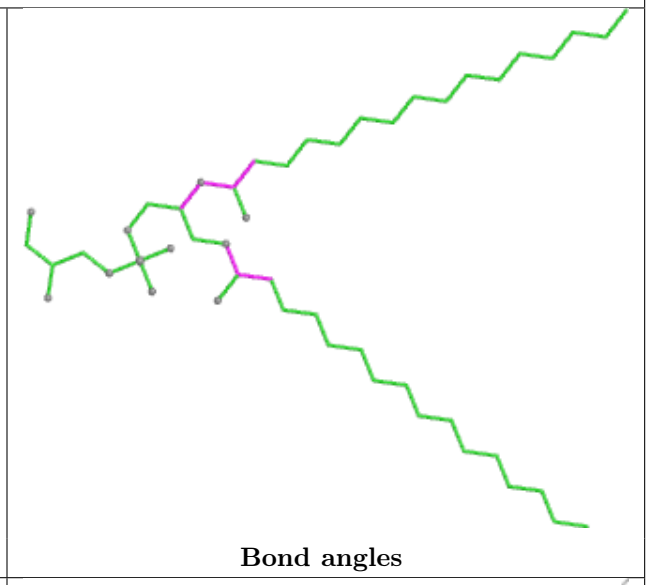

Bond angles

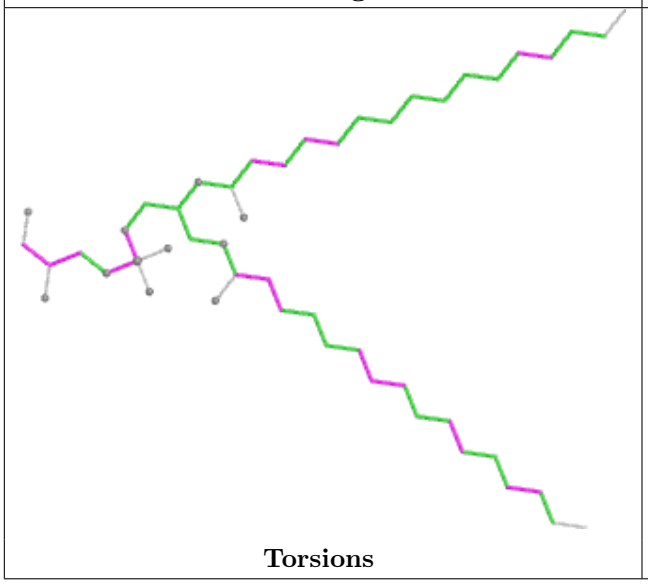

Torsions

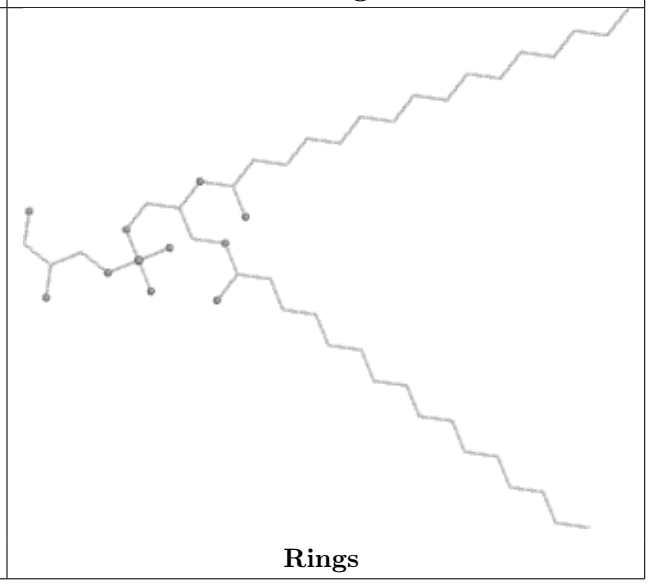

Rings

Ligand CYC mF 201

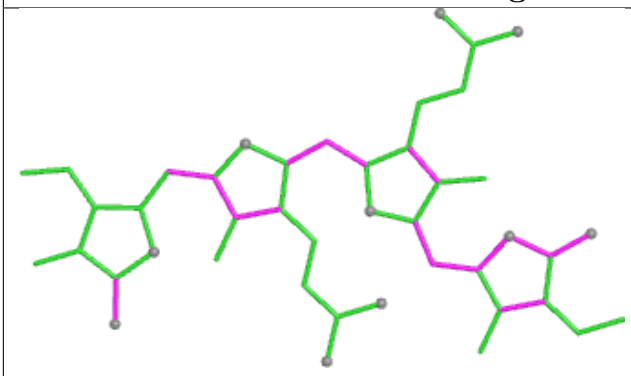

Bond lengths

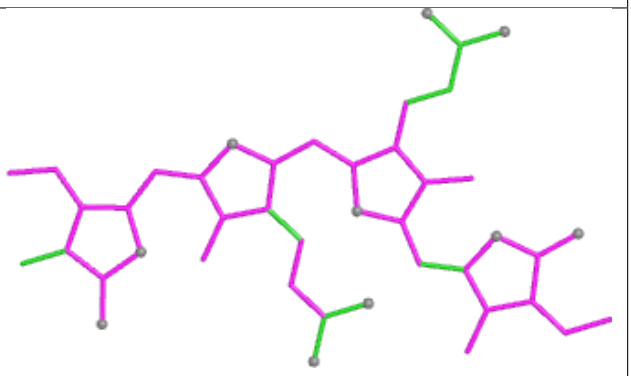

Bond angles

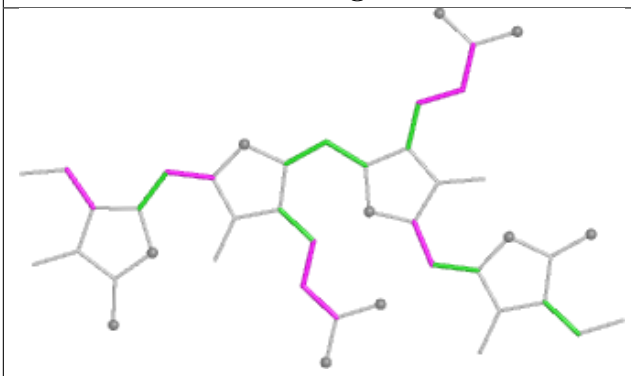

Torsions

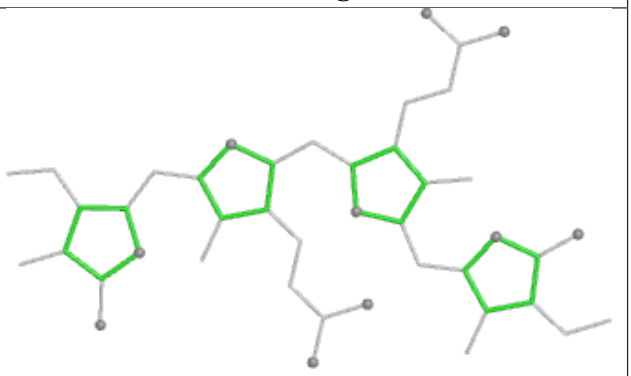

Rings

Ligand CLA bE 610

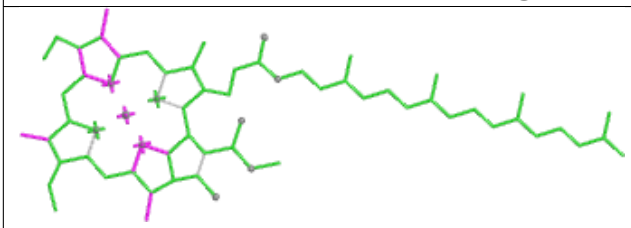

Bond lengths

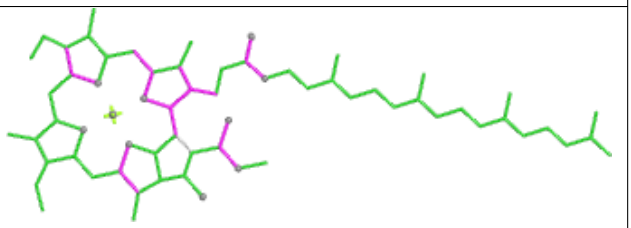

Bond angles

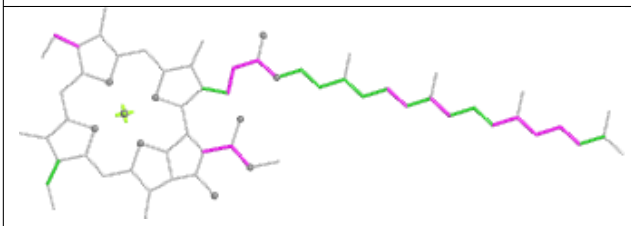

Torsions

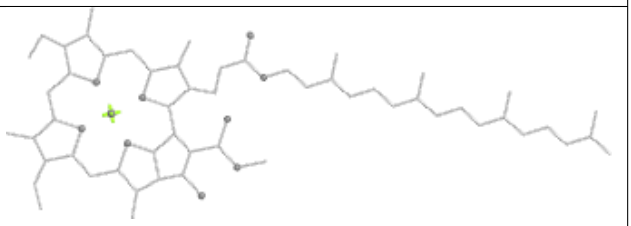

Rings

Ligand PL9 dD 408

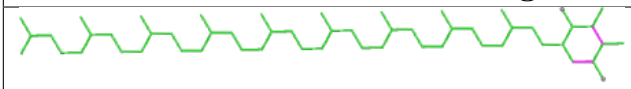

Bond lengths

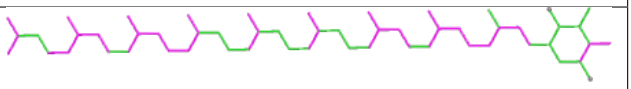

Bond angles

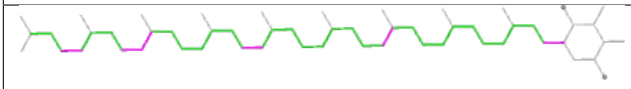

Torsions

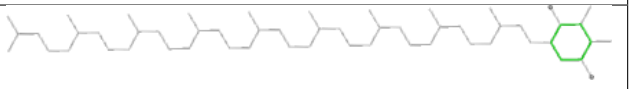

Rings

Ligand CLA HD 101	
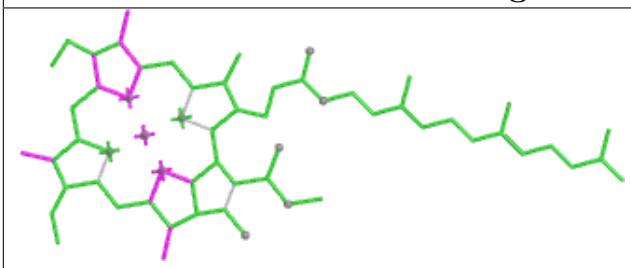	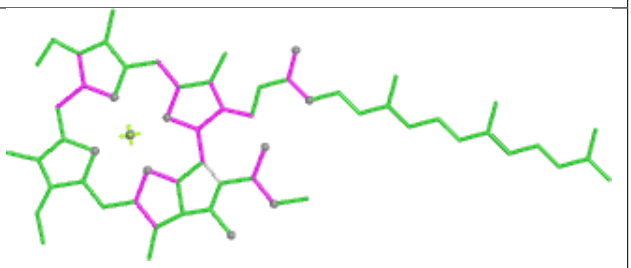
Bond lengths	Bond angles
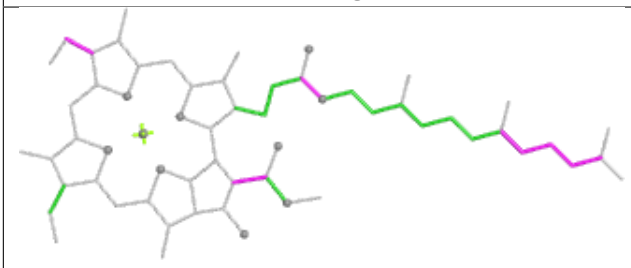	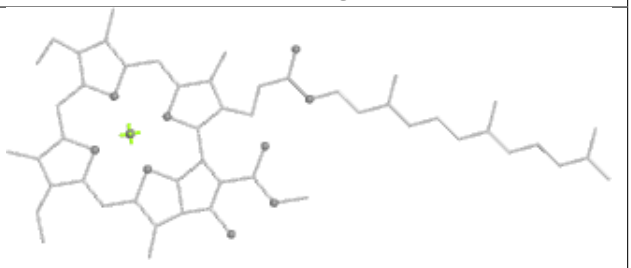
Torsions	Rings

Ligand CLA b1 614	
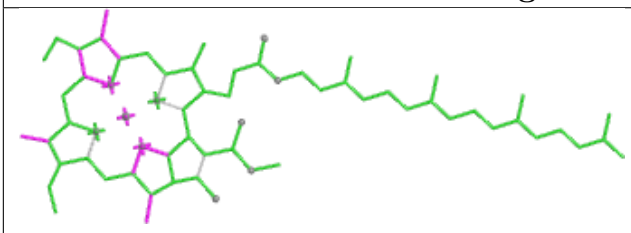	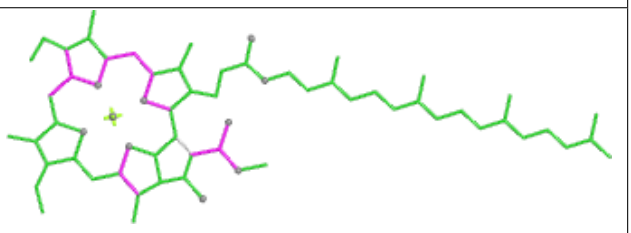
Bond lengths	Bond angles
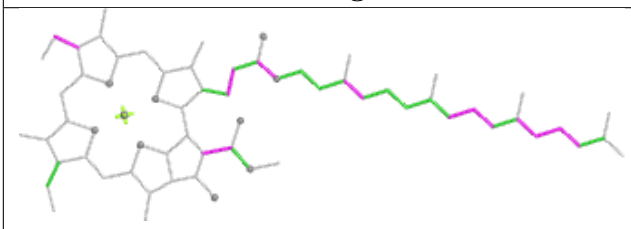	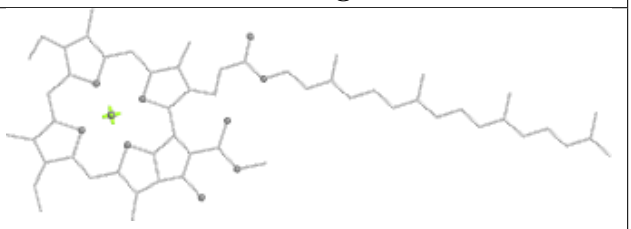
Torsions	Rings

Ligand CYC e2 201

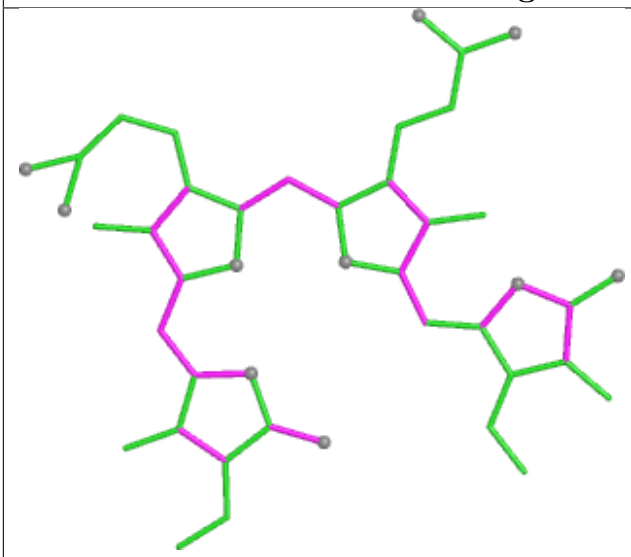

Bond lengths

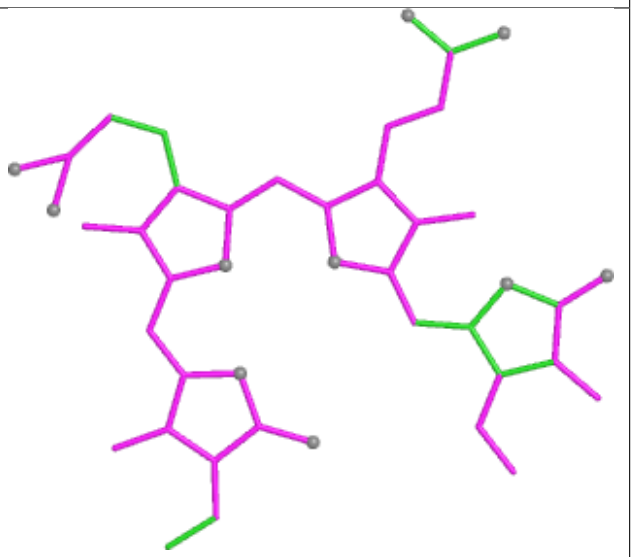

Bond angles

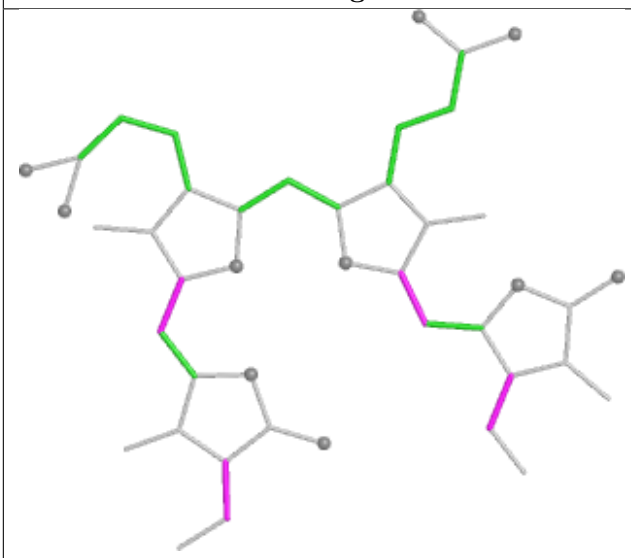

Torsions

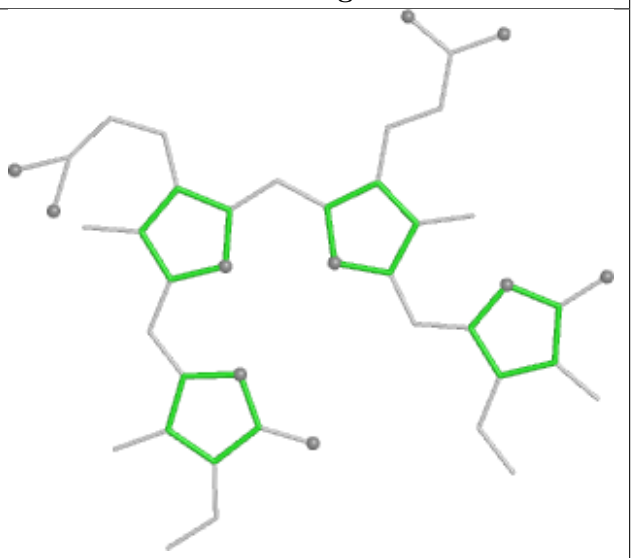

Rings

Ligand CYC g2 201

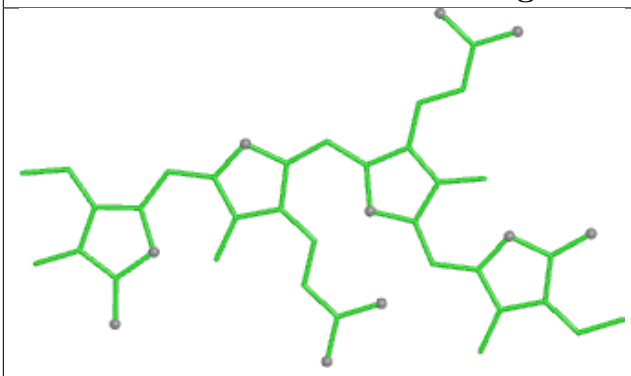

Bond lengths

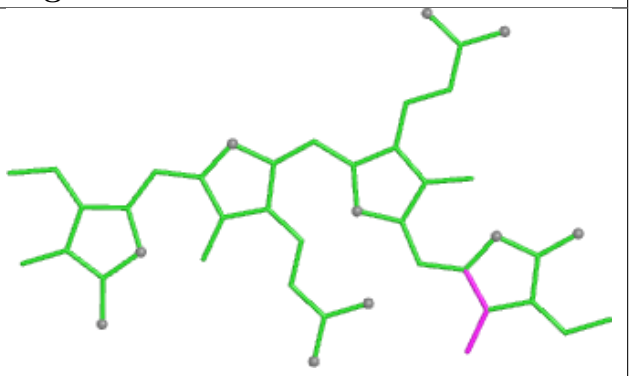

Bond angles

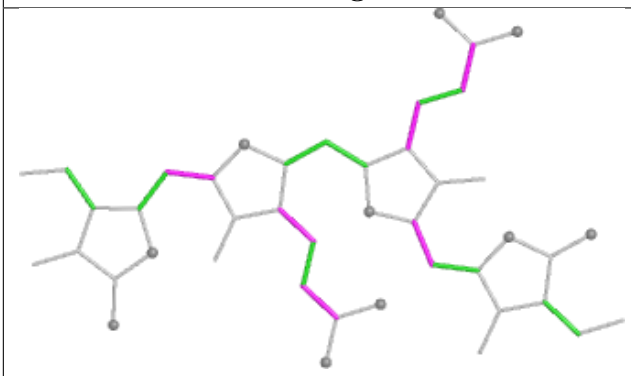

Torsions

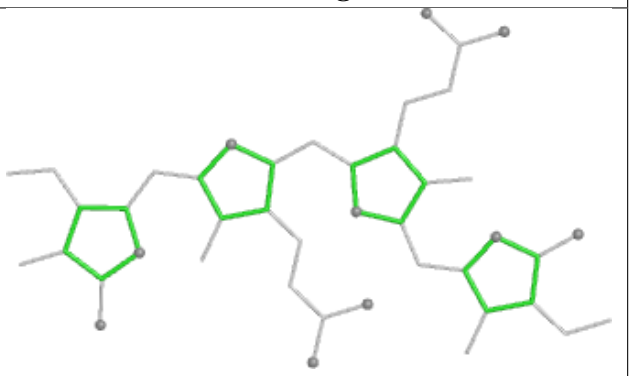

Rings

Ligand CYC k7 201

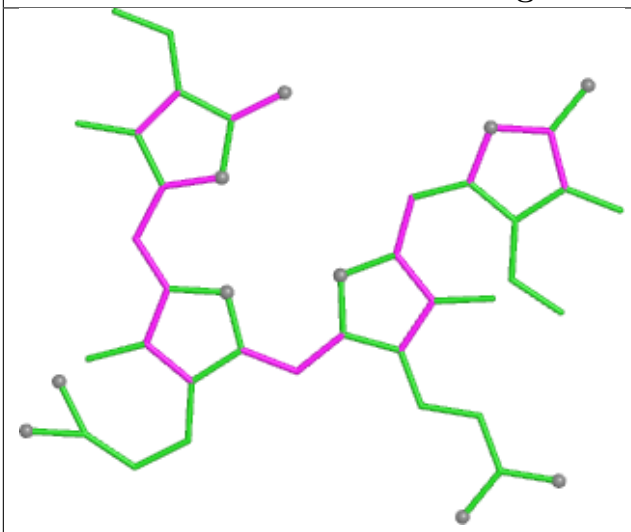

Bond lengths

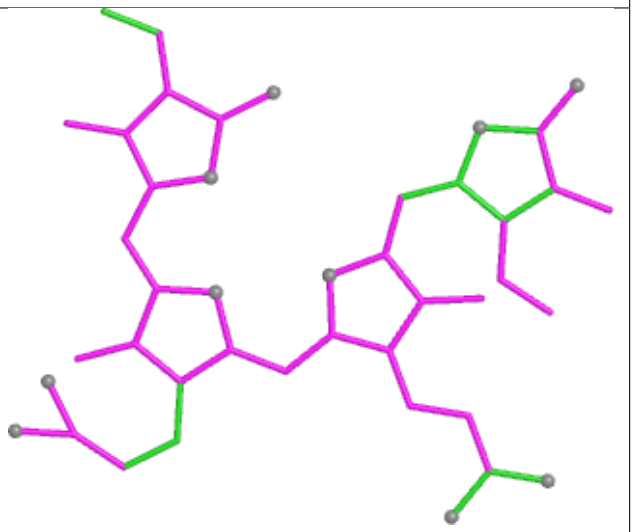

Bond angles

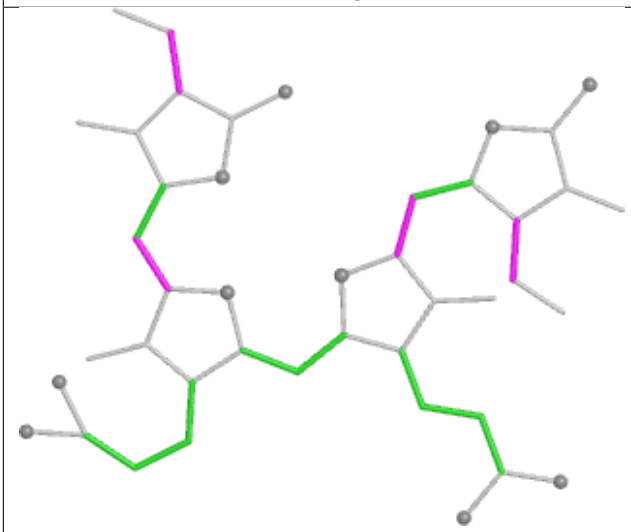

Torsions

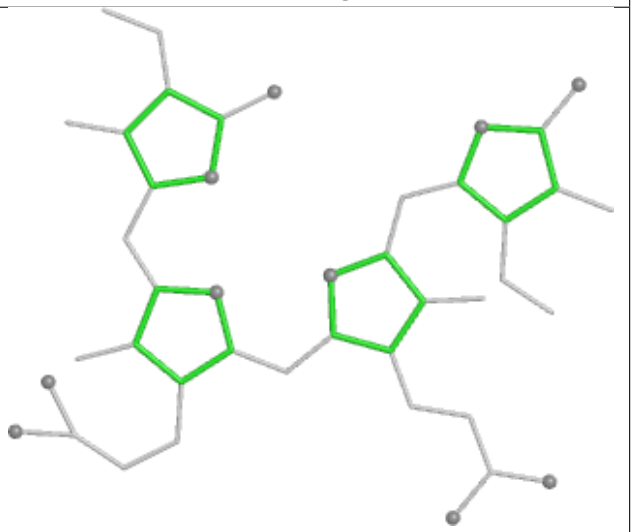

Rings

Ligand CLA b1 609

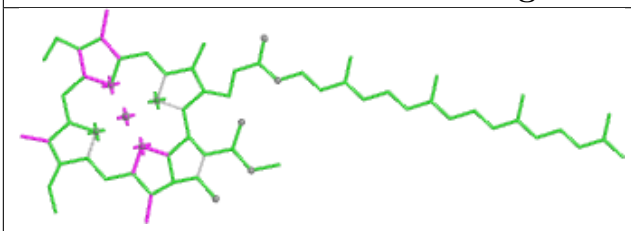

Bond lengths

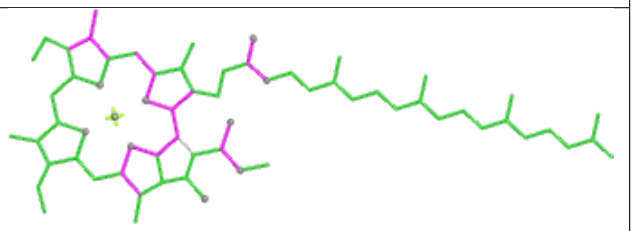

Bond angles

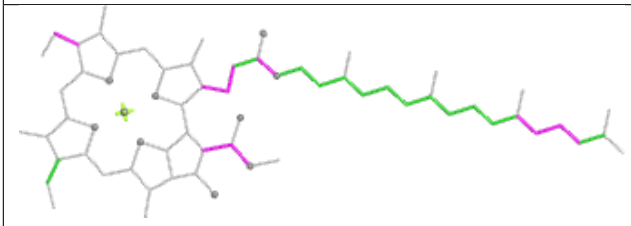

Torsions

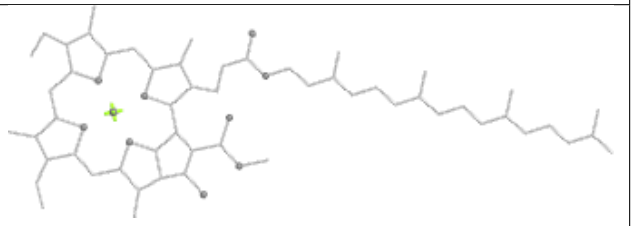

Rings

Ligand CYC V4 201

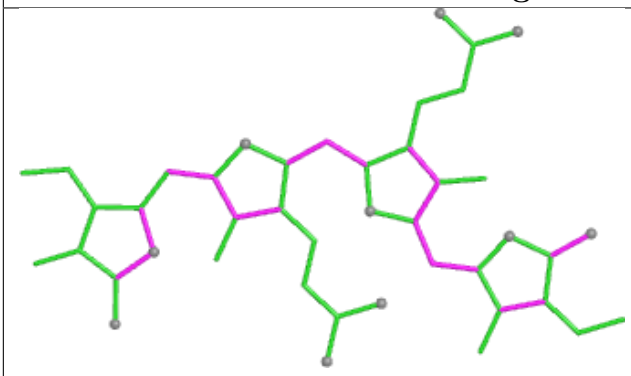

Bond lengths

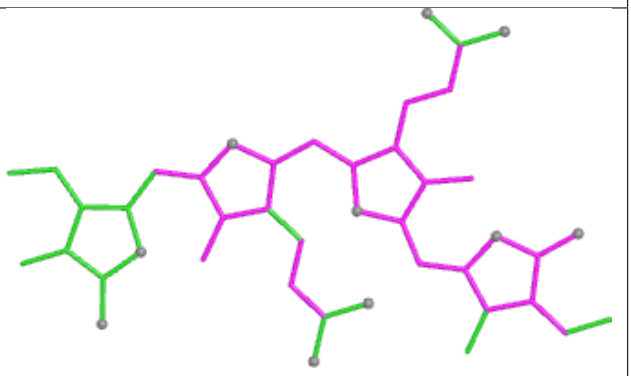

Bond angles

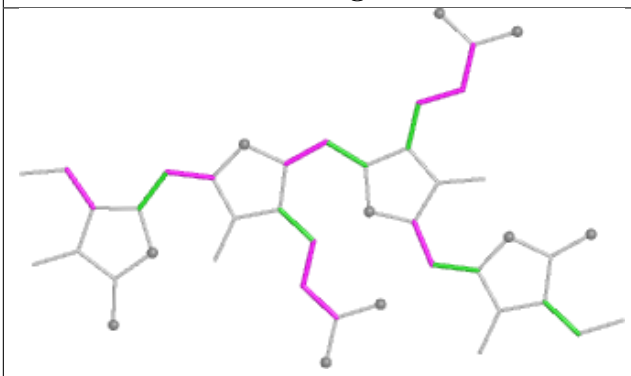

Torsions

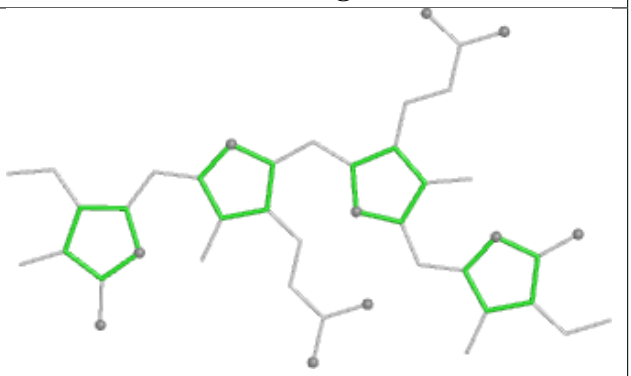

Rings

Ligand CYC mA 201

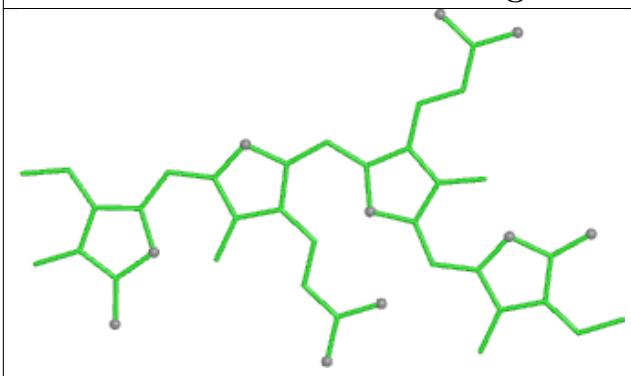

Bond lengths

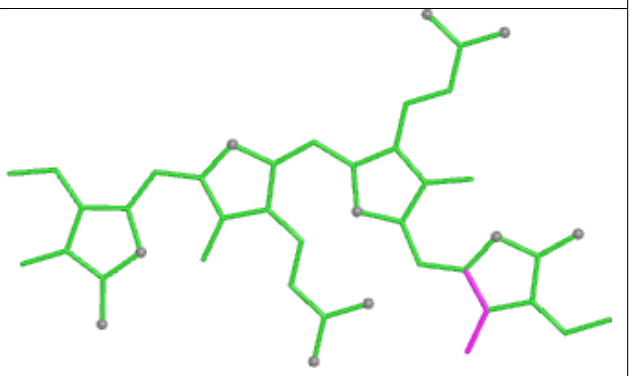

Bond angles

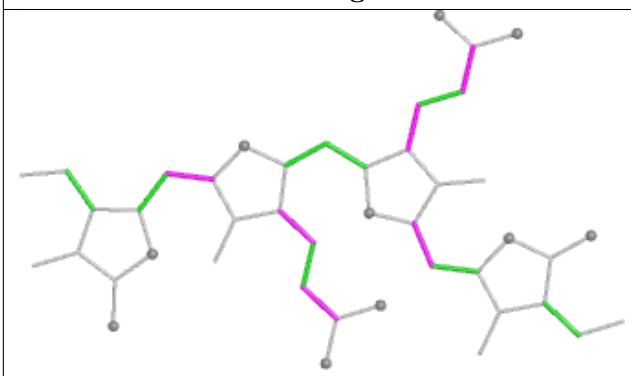

Torsions

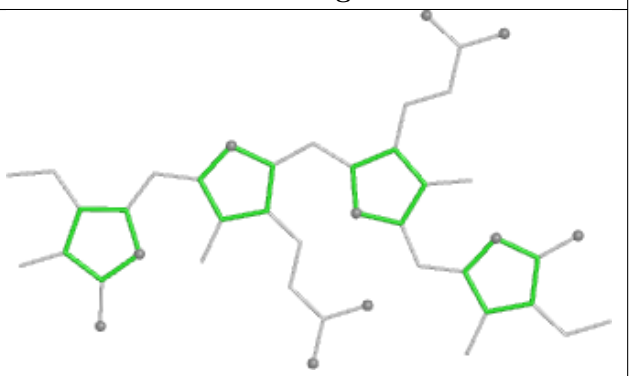

Rings

Ligand LMT bE 621



Bond lengths



Bond angles



Torsions

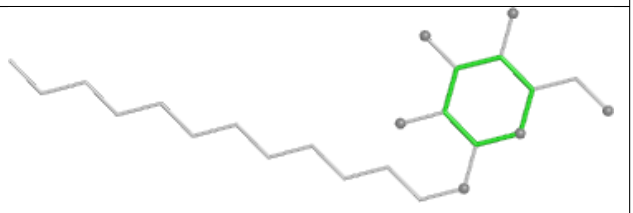

Rings

Ligand CYC MF 201

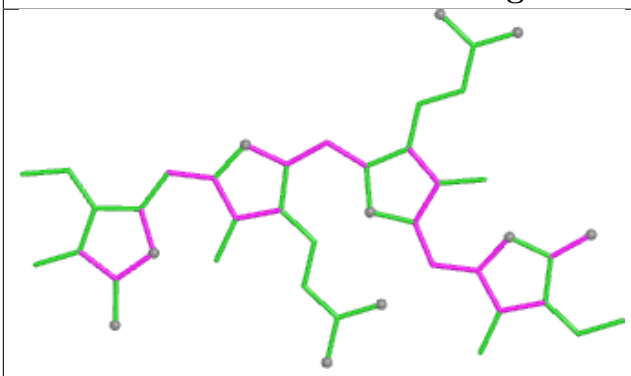

Bond lengths

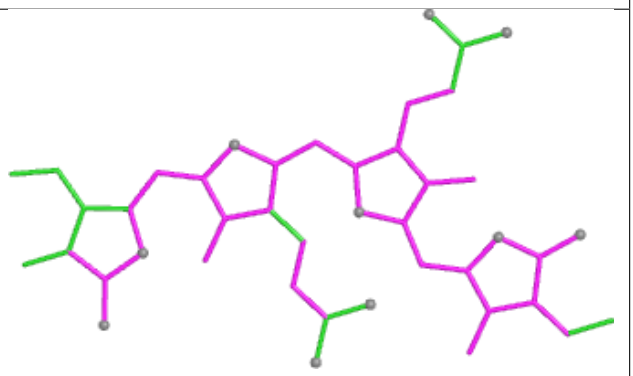

Bond angles

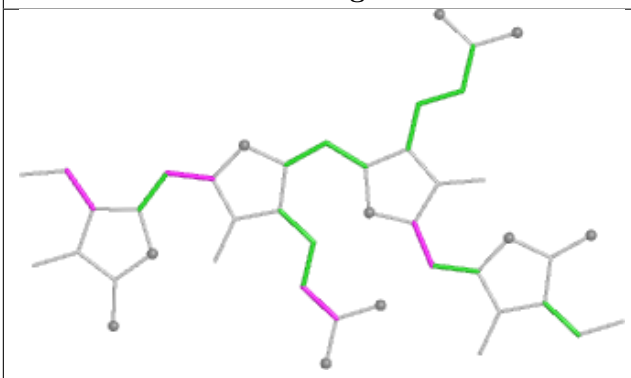

Torsions

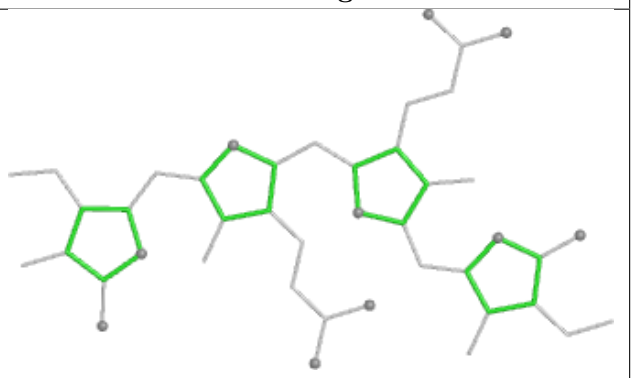

Rings

Ligand SQD LE 102

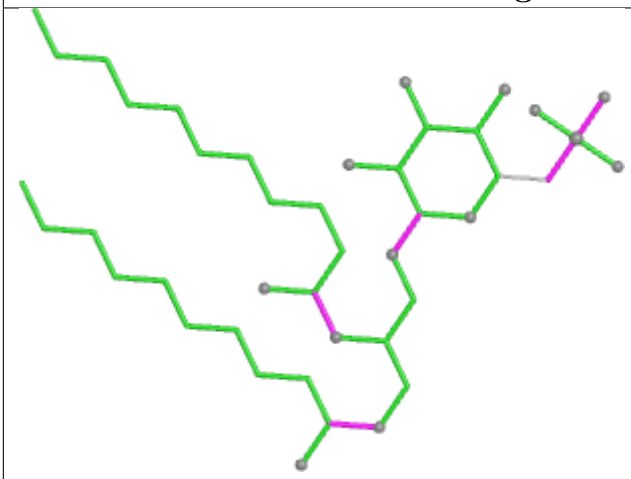

Bond lengths

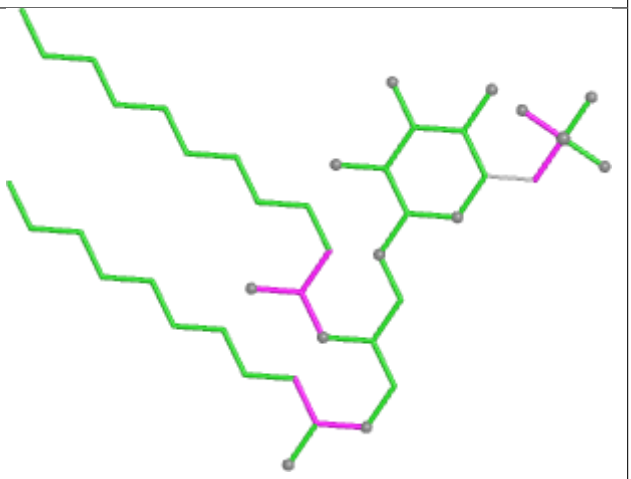

Bond angles

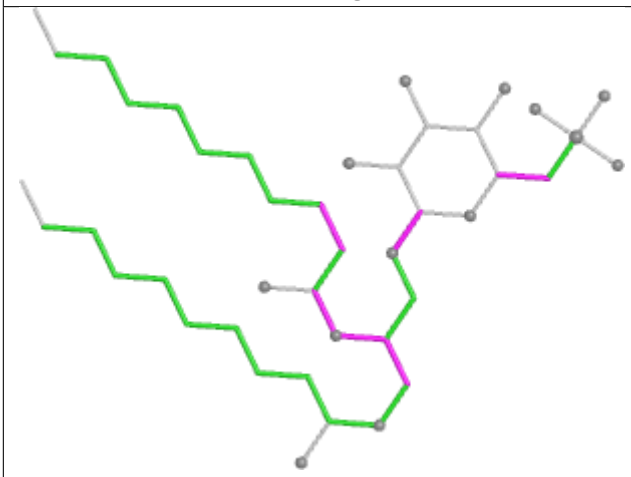

Torsions

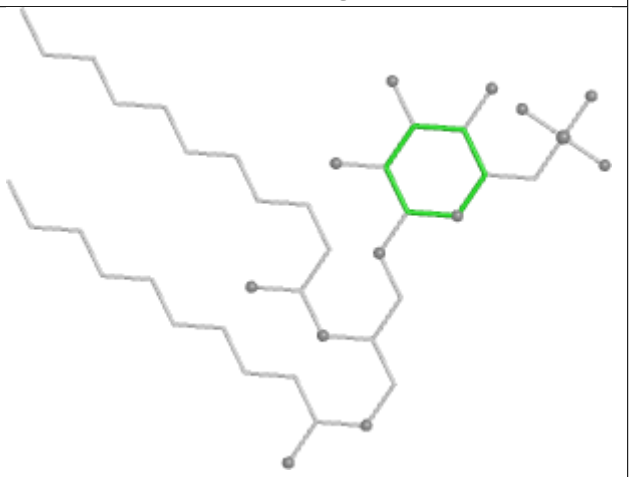

Rings

Ligand BCR B1 615



Bond lengths

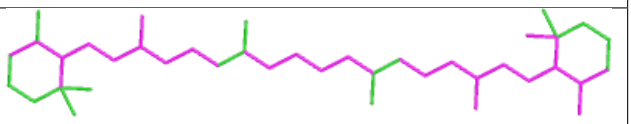

Bond angles



Torsions

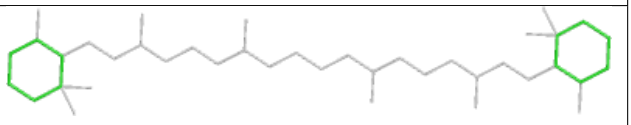

Rings

Ligand CLA BE 610

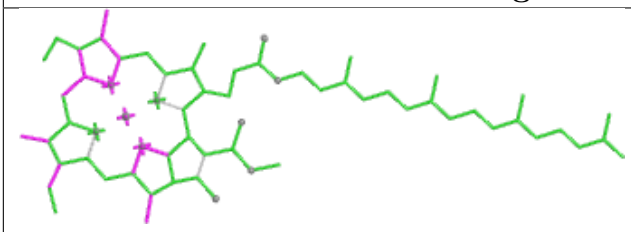

Bond lengths

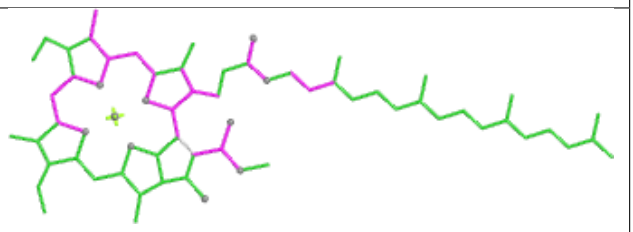

Bond angles

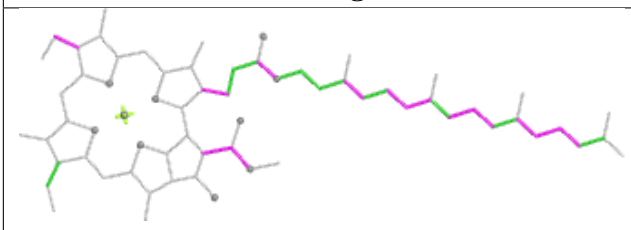

Torsions

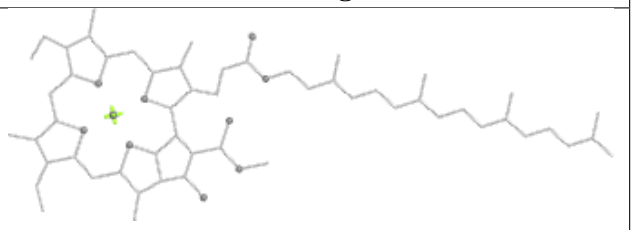

Rings

Ligand LMT dD 404



Bond lengths



Bond angles



Torsions

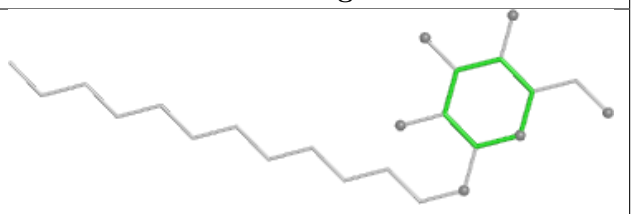

Rings

Ligand CYC WB 201

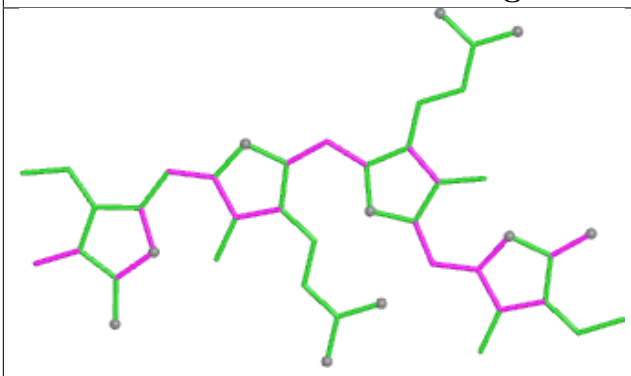

Bond lengths

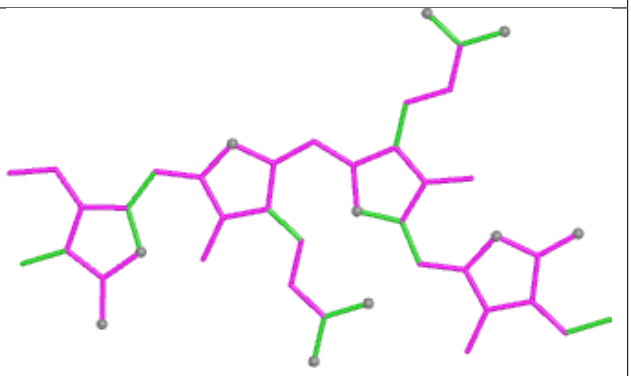

Bond angles

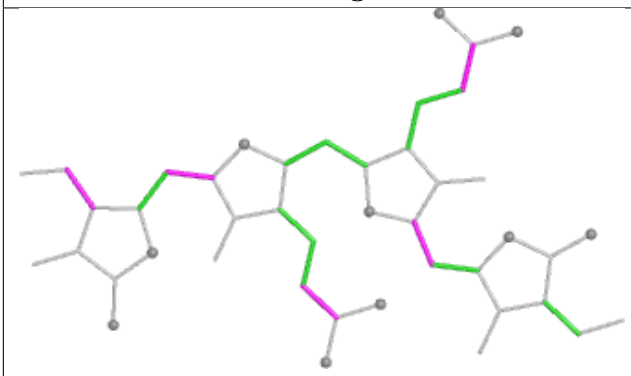

Torsions

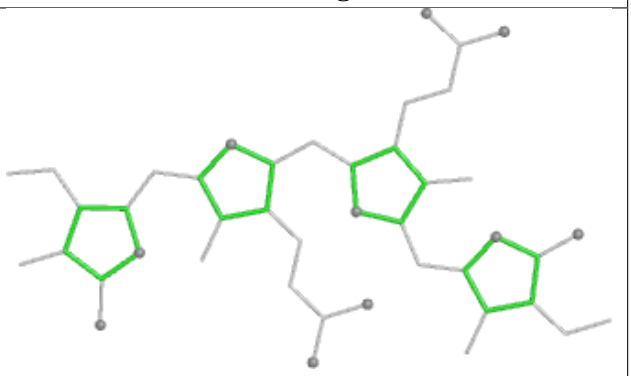

Rings

Ligand HEM f1 101

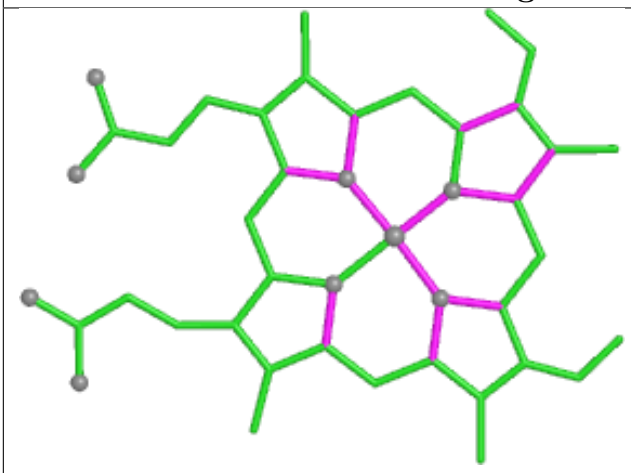

Bond lengths

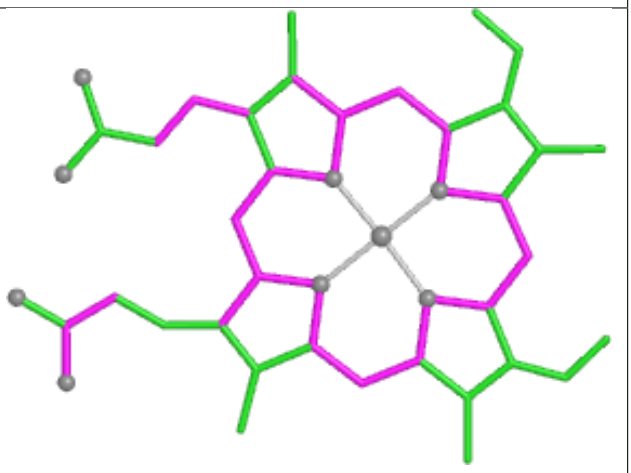

Bond angles

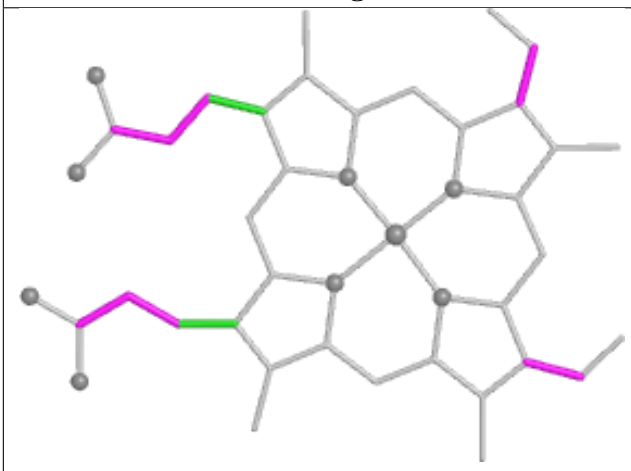

Torsions

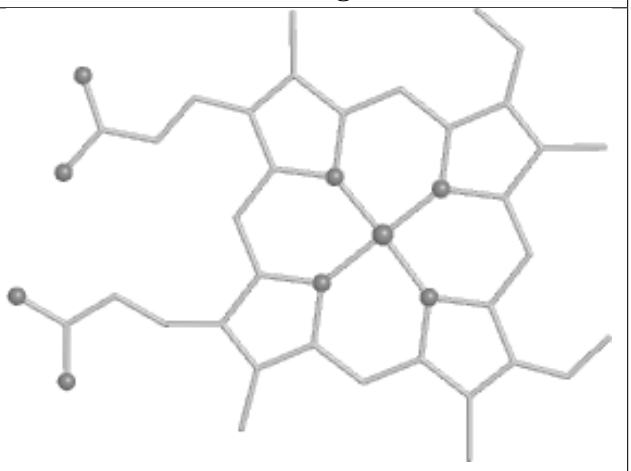

Rings

Ligand CLA B1 603

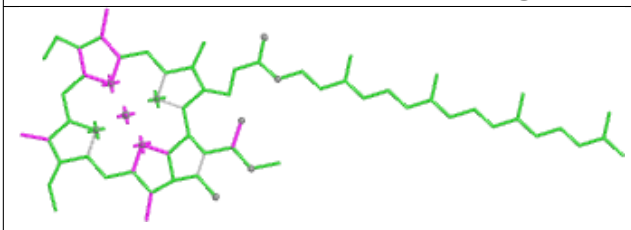

Bond lengths

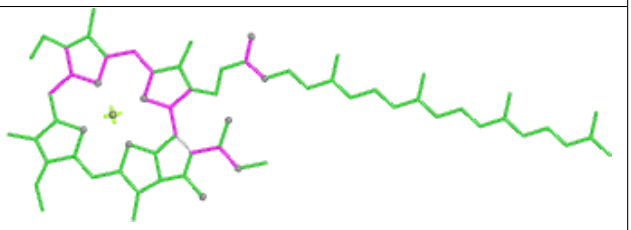

Bond angles

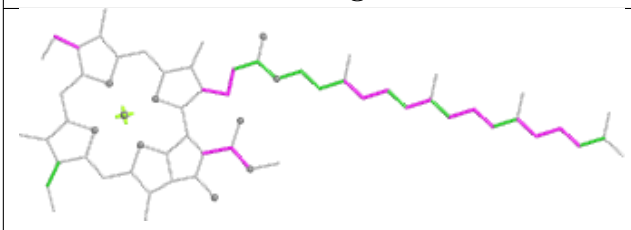

Torsions

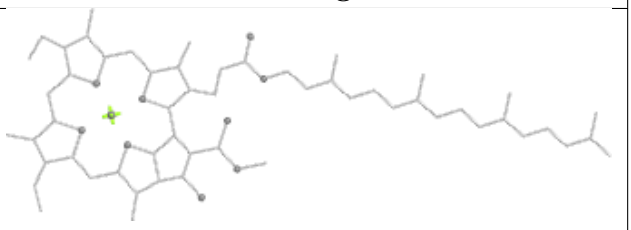

Rings

Ligand CYC MK 201

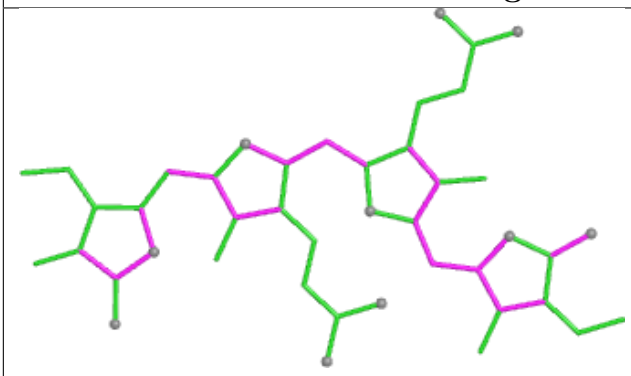

Bond lengths

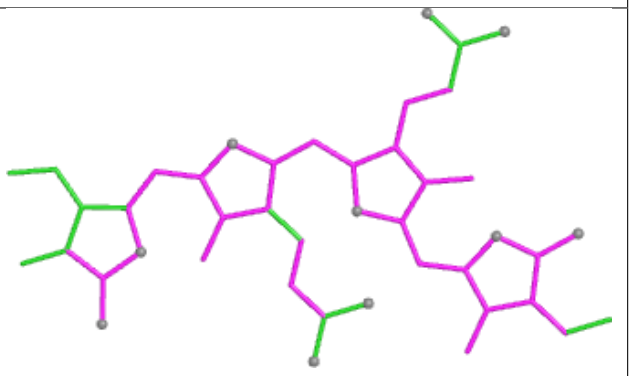

Bond angles

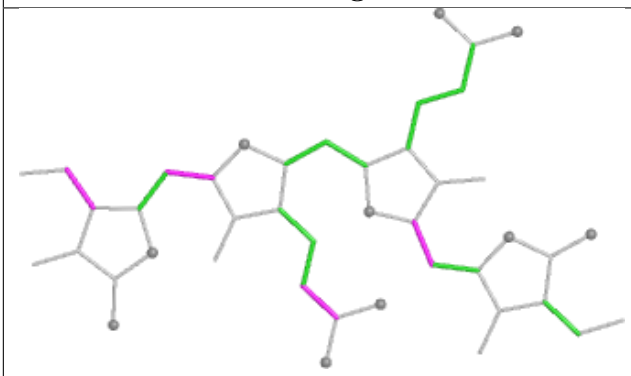

Torsions

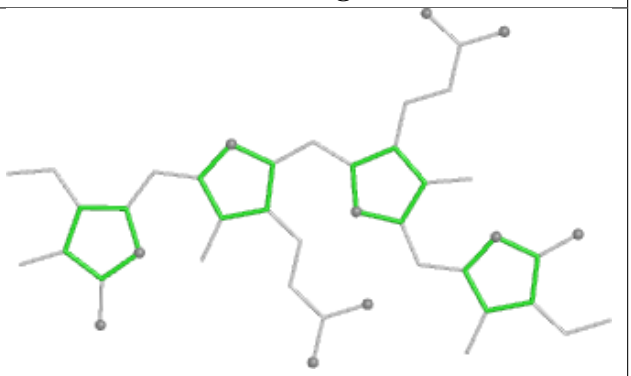

Rings

Ligand CYC mC 201

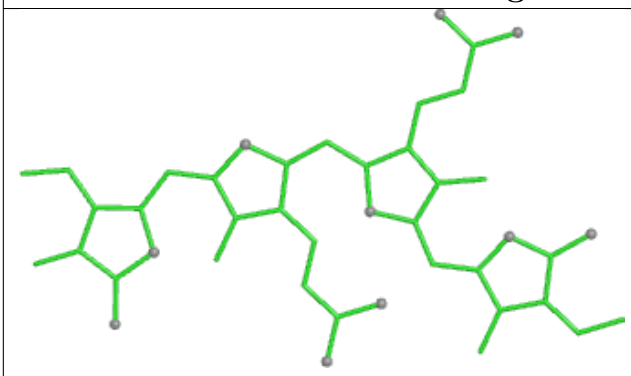

Bond lengths

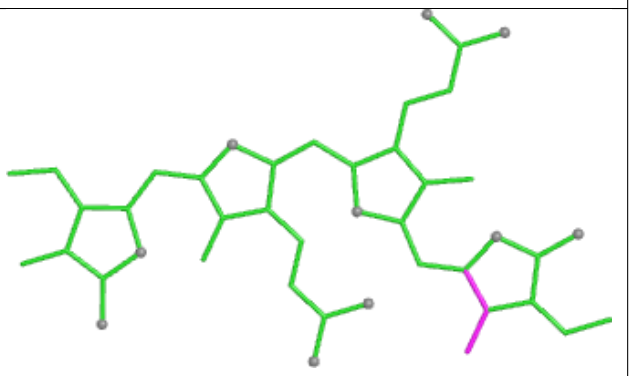

Bond angles

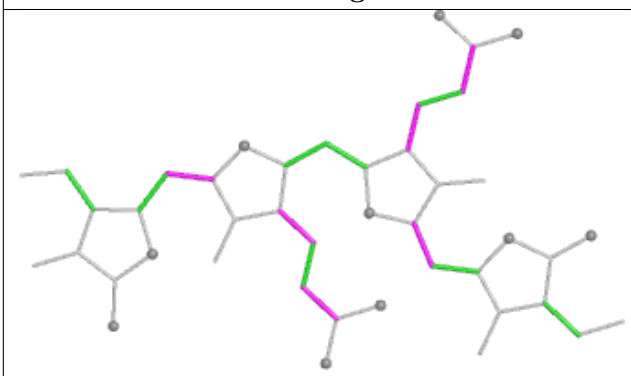

Torsions

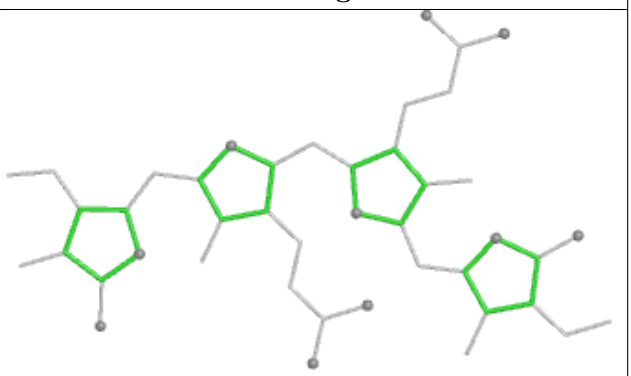

Rings

Ligand CYC i3 201

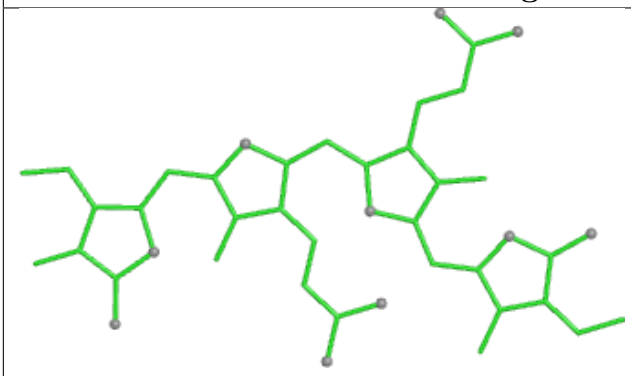

Bond lengths

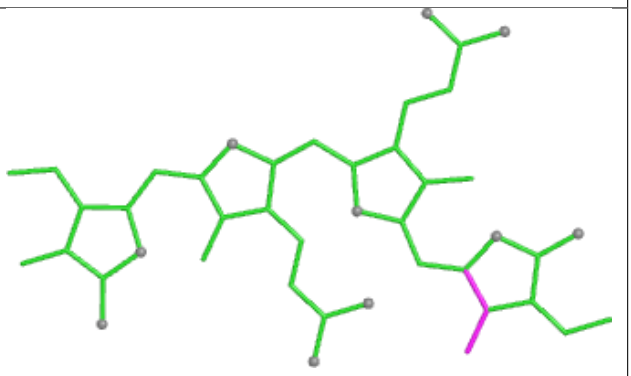

Bond angles

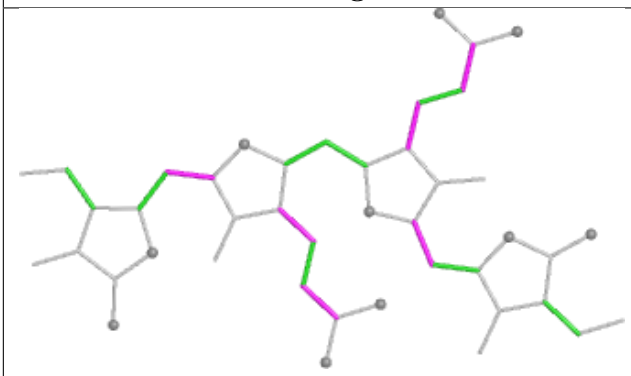

Torsions

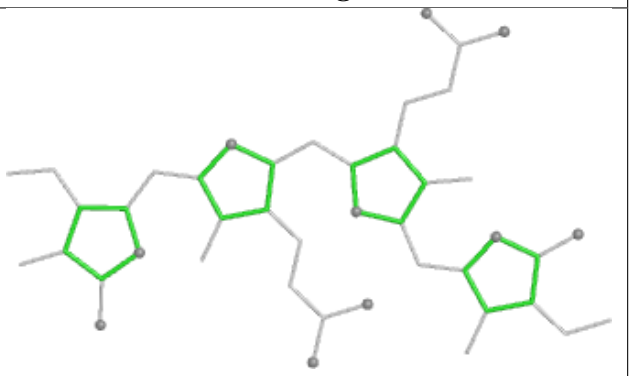

Rings

Ligand LMT i1 102



Bond lengths



Bond angles

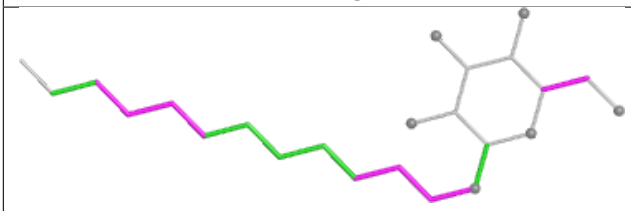

Torsions

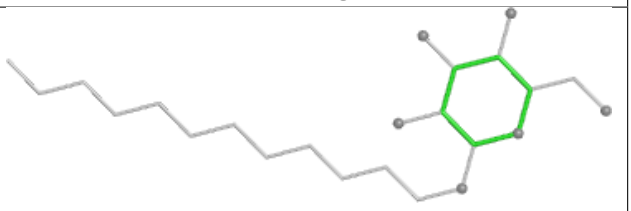

Rings

Ligand CYC d8 201

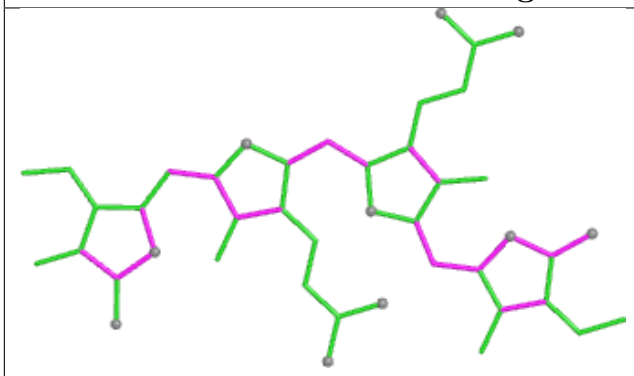

Bond lengths

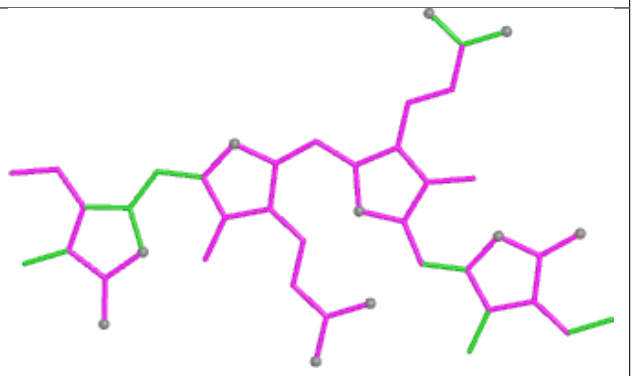

Bond angles

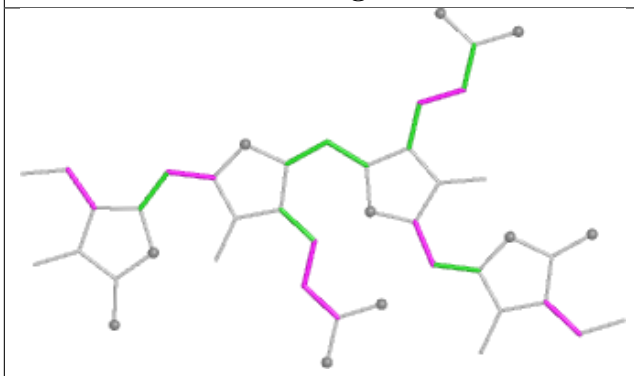

Torsions

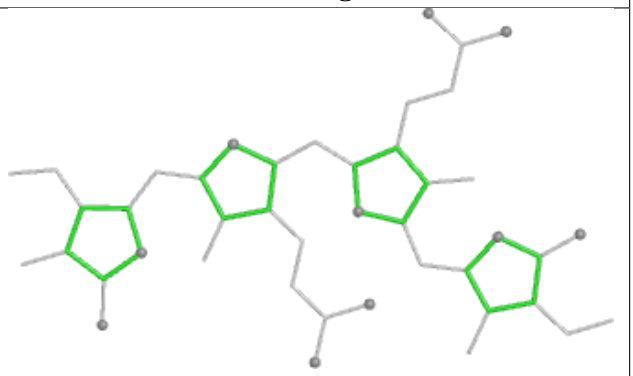

Rings

Ligand LMT DD 404



Bond lengths



Bond angles



Torsions

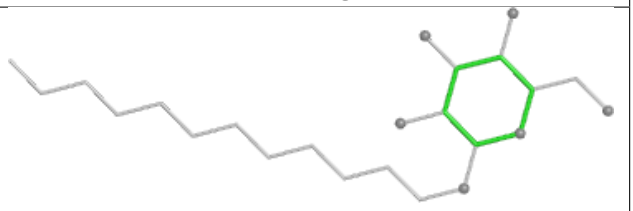

Rings

Ligand CLA BD 604

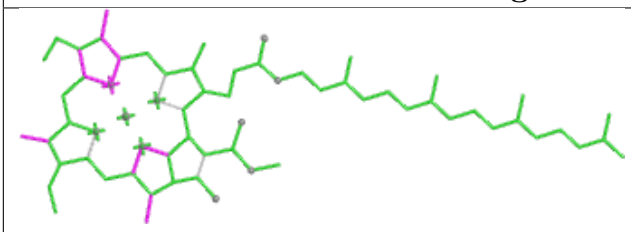

Bond lengths

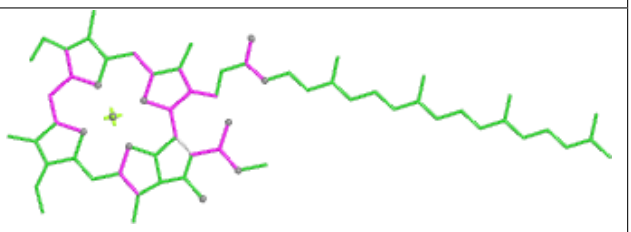

Bond angles

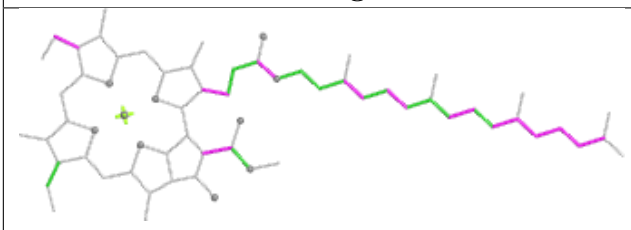

Torsions

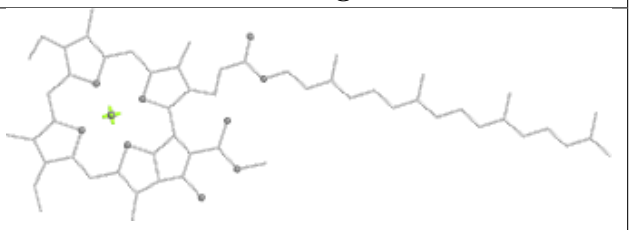

Rings

Ligand CLA b1 615

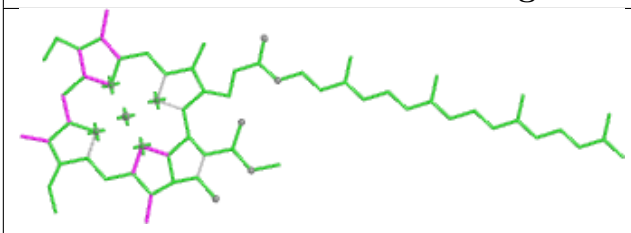

Bond lengths

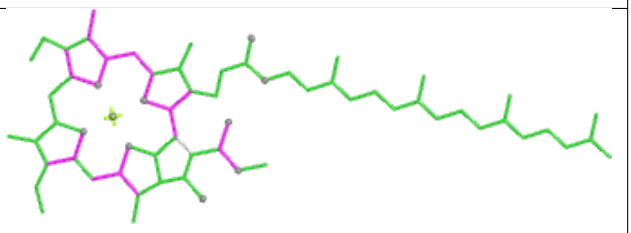

Bond angles

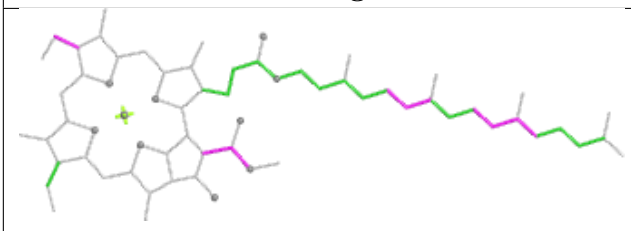

Torsions

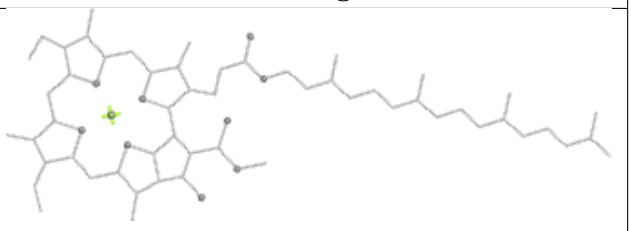

Rings

Ligand CYC iA 202

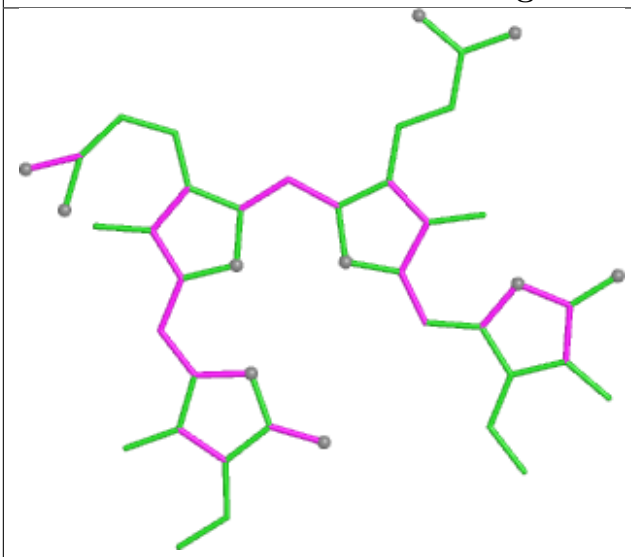

Bond lengths

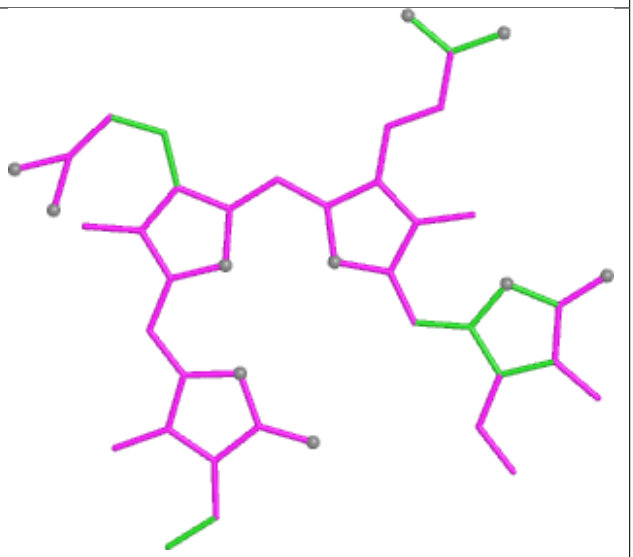

Bond angles

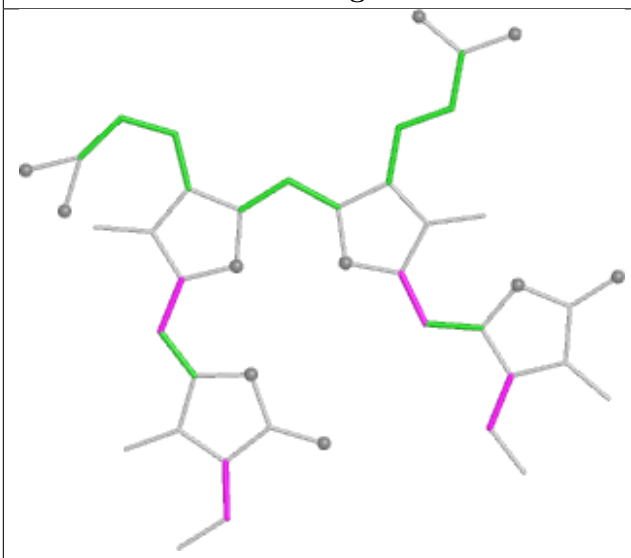

Torsions

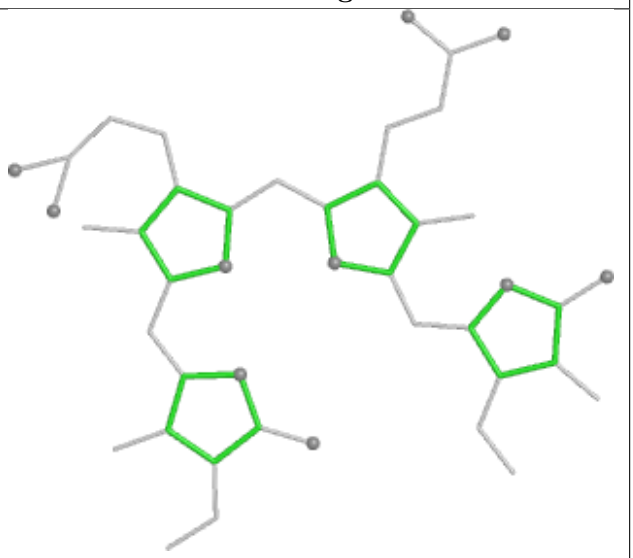

Rings

Ligand SQD cE 502

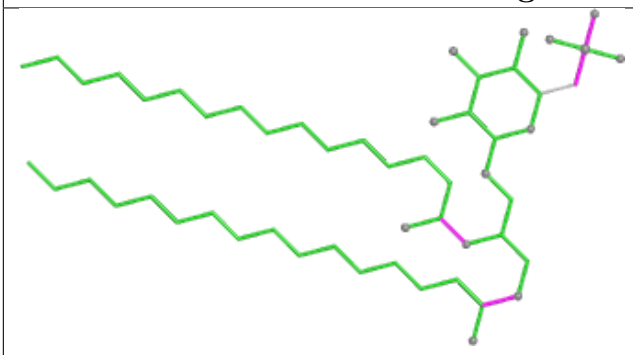

Bond lengths

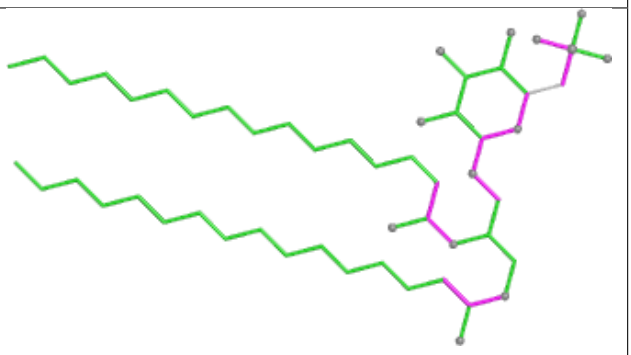

Bond angles

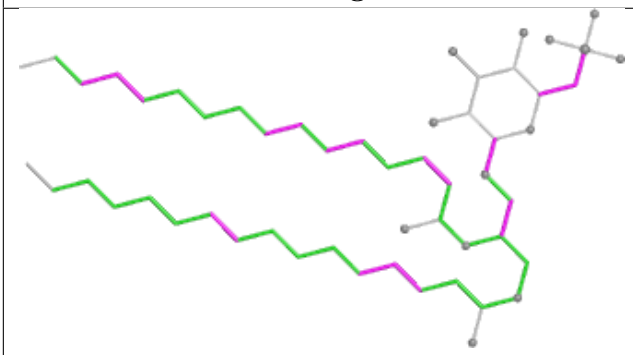

Torsions

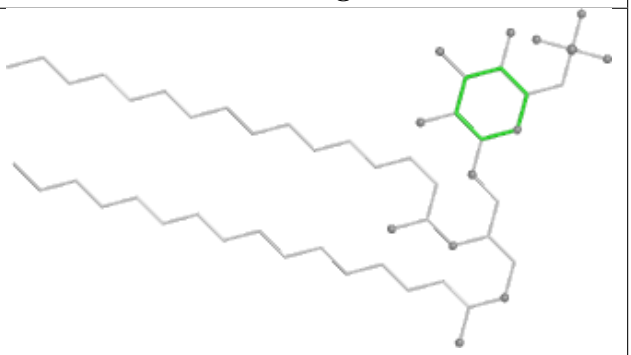

Rings

Ligand CLA cE 509

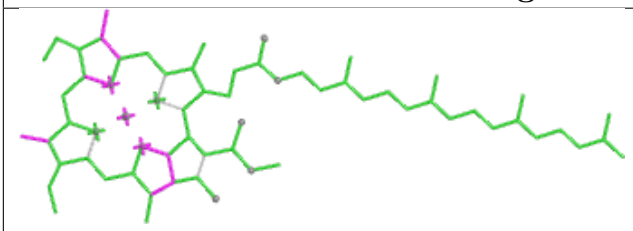

Bond lengths

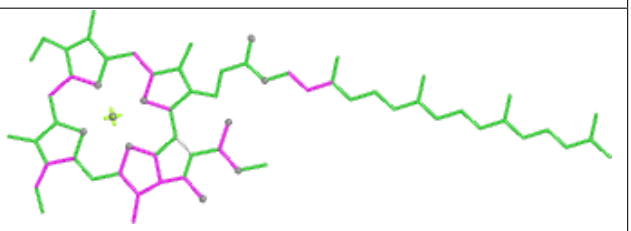

Bond angles

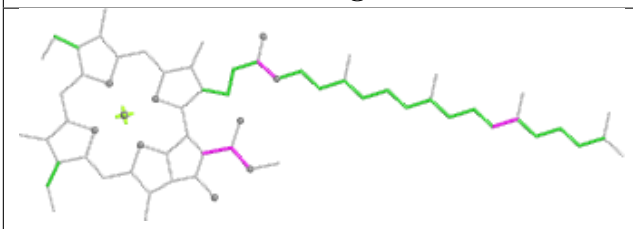

Torsions

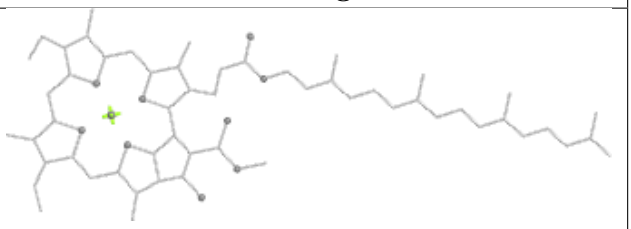

Rings

Ligand BCR bE 617



Bond lengths



Bond angles

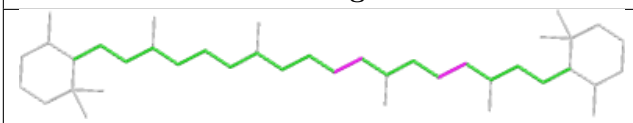

Torsions

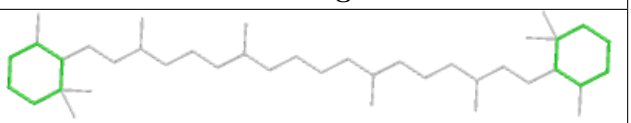

Rings

Ligand PHO D1 402

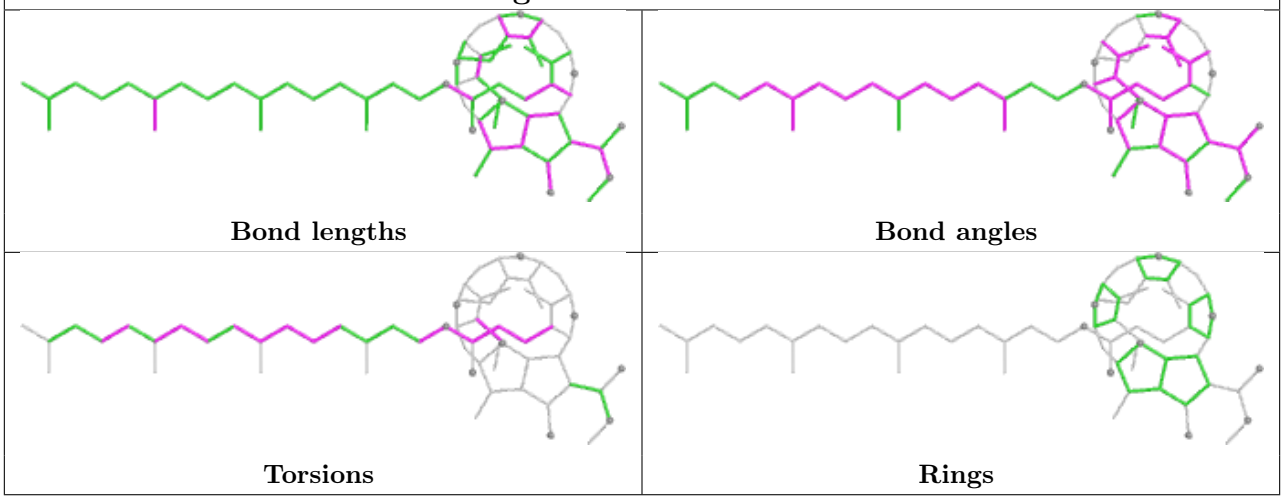

Ligand CYC SG 201

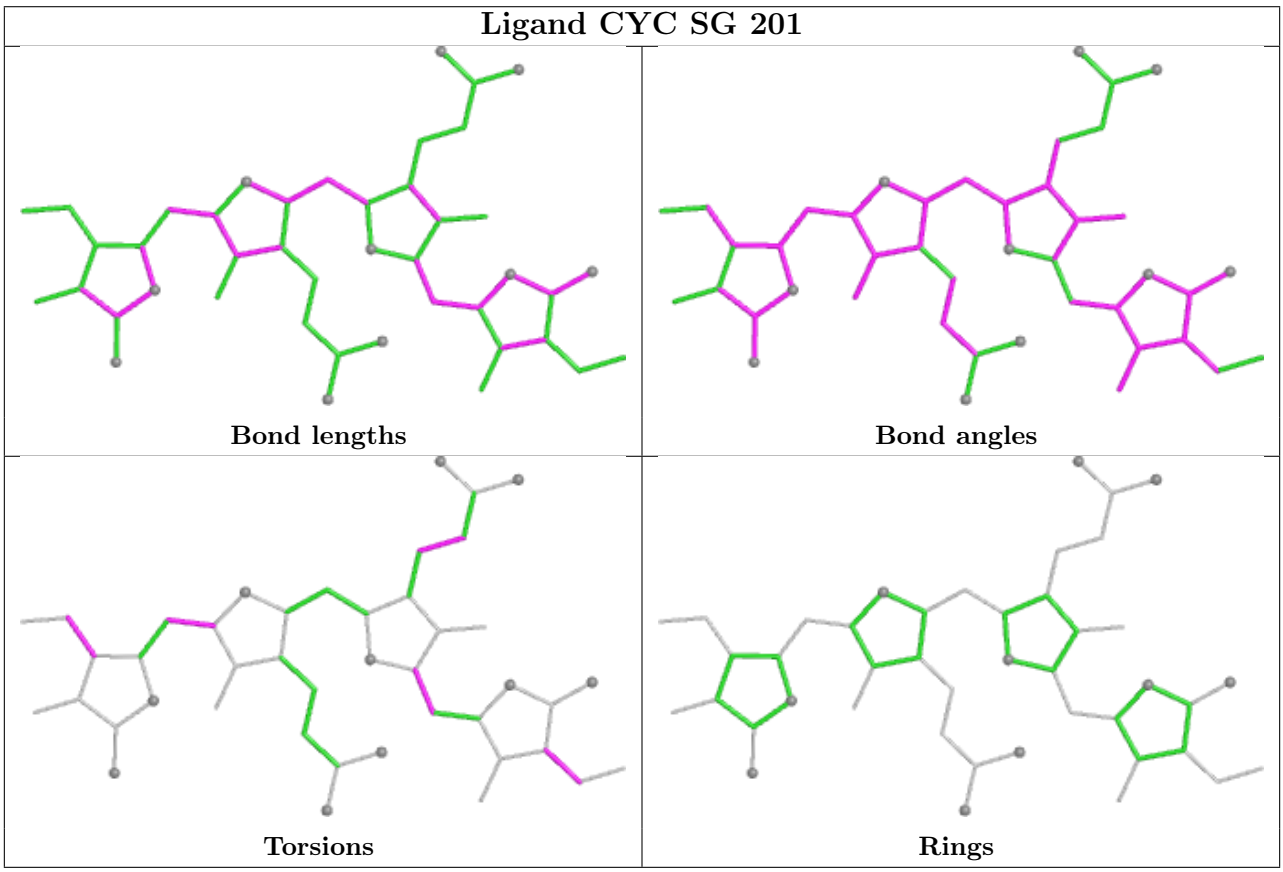

Ligand CYC cA 202

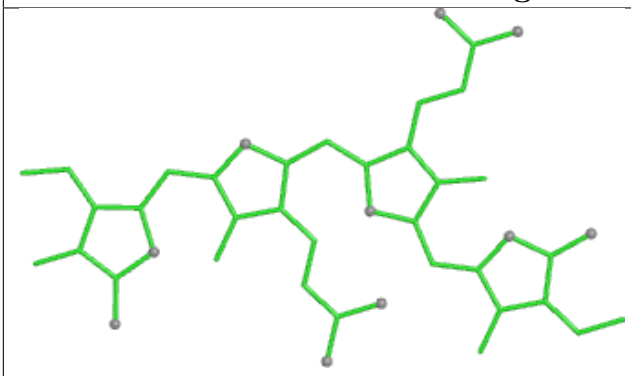

Bond lengths

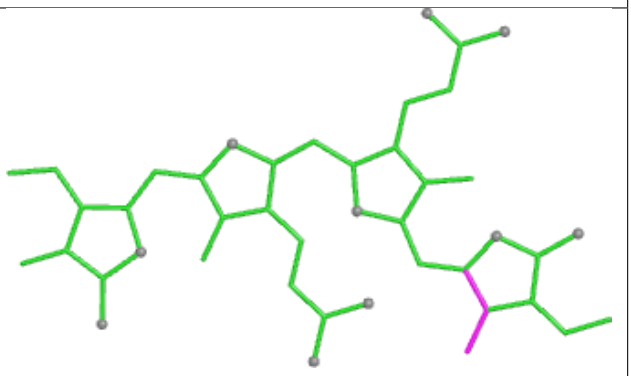

Bond angles

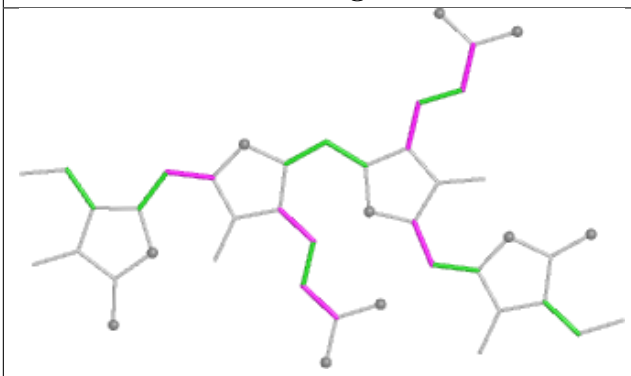

Torsions

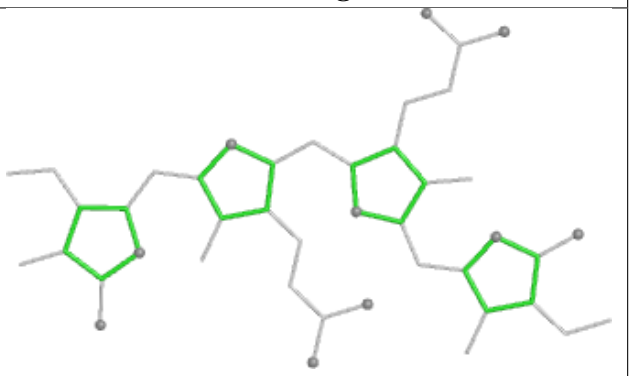

Rings

Ligand LMG dD 411

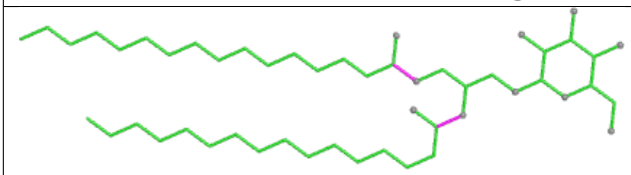

Bond lengths

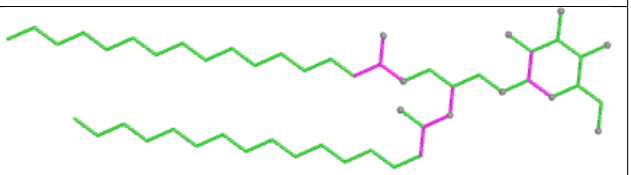

Bond angles

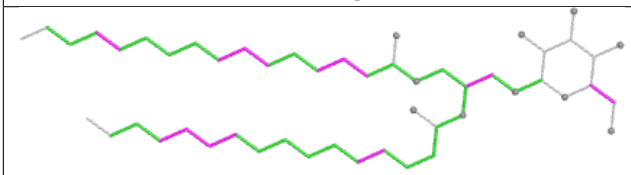

Torsions

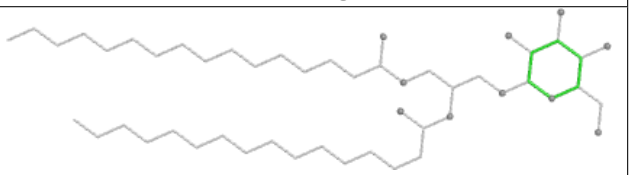

Rings

Ligand LMT A1 413

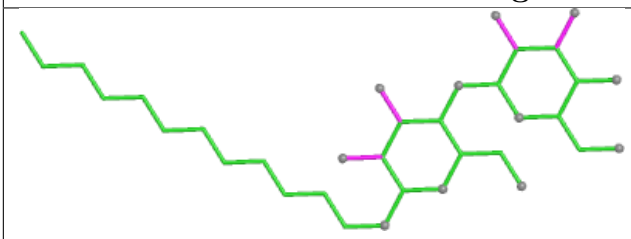

Bond lengths

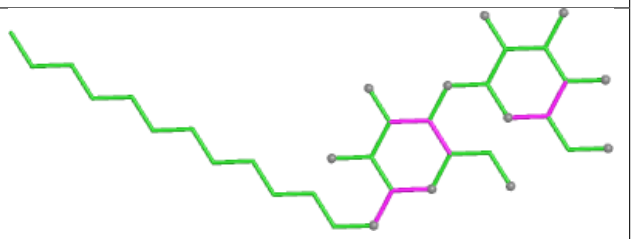

Bond angles

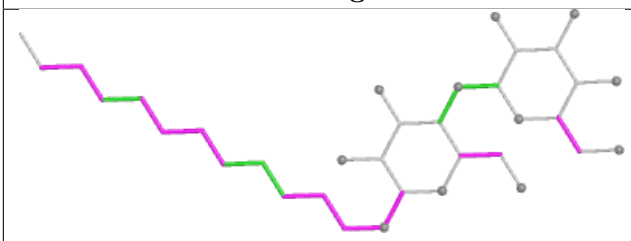

Torsions

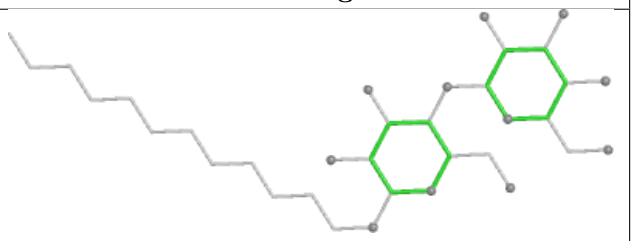

Rings

Ligand BCR DD 407

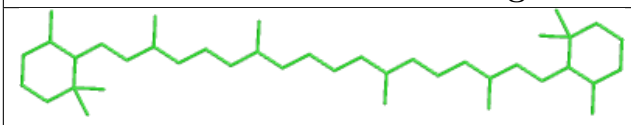

Bond lengths

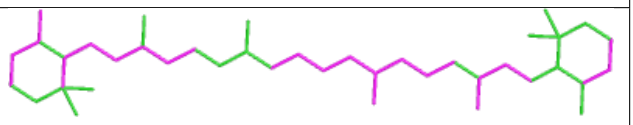

Bond angles

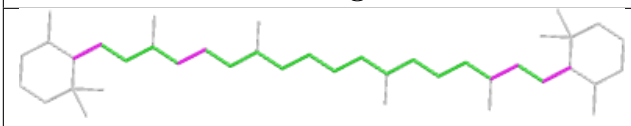

Torsions

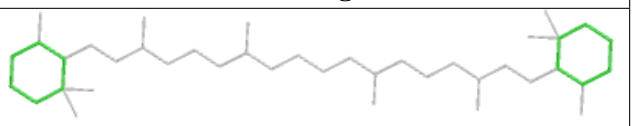

Rings

Ligand BCR iE 102

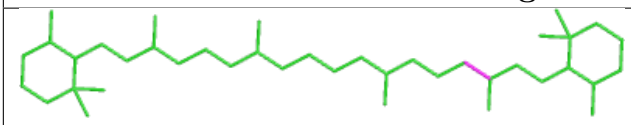

Bond lengths

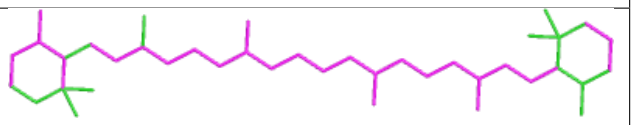

Bond angles

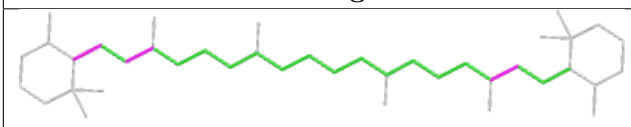

Torsions

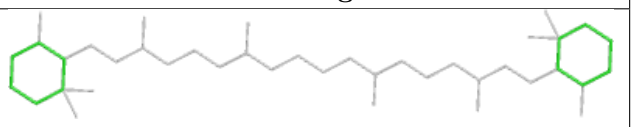

Rings

Ligand CYC S4 201

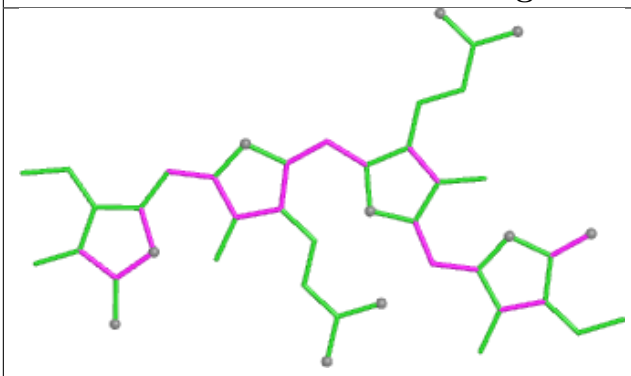

Bond lengths

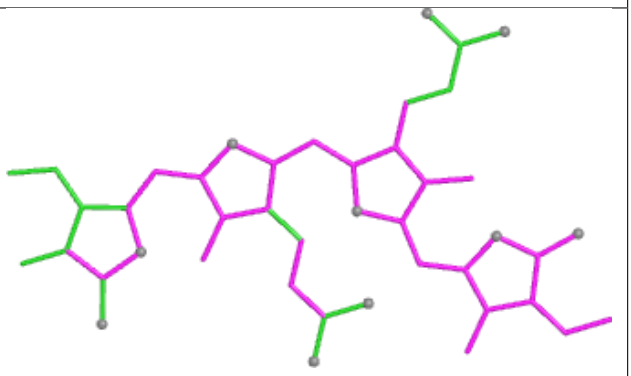

Bond angles

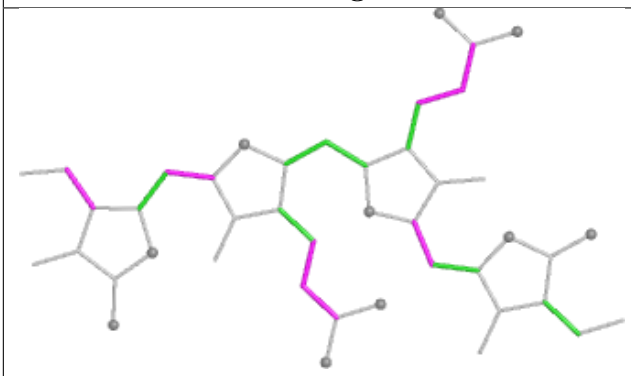

Torsions

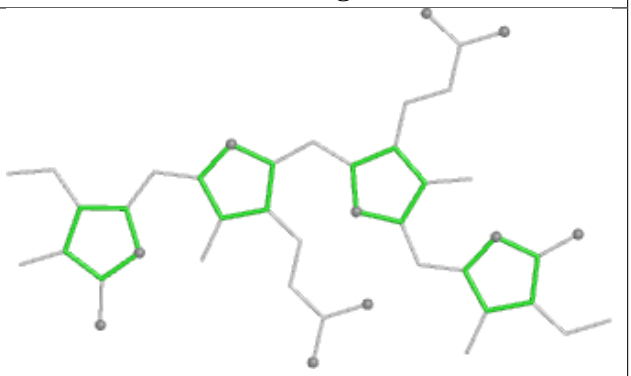

Rings

Ligand HEM E1 101

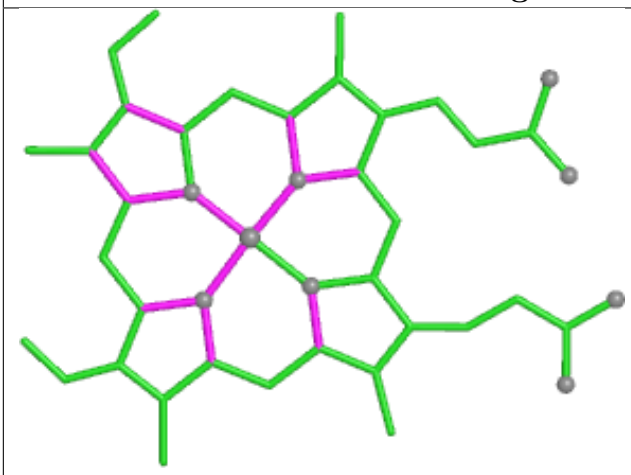

Bond lengths

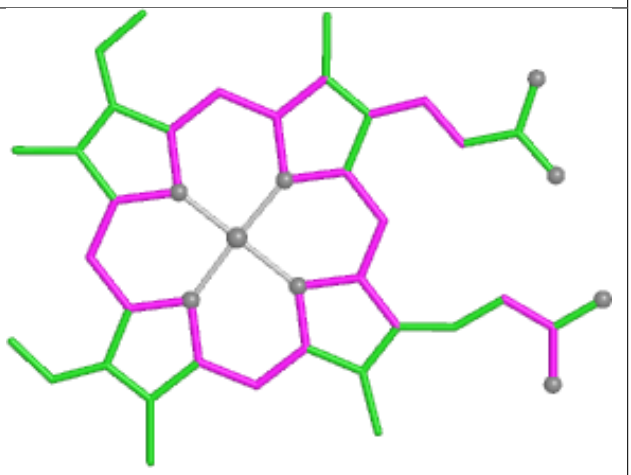

Bond angles

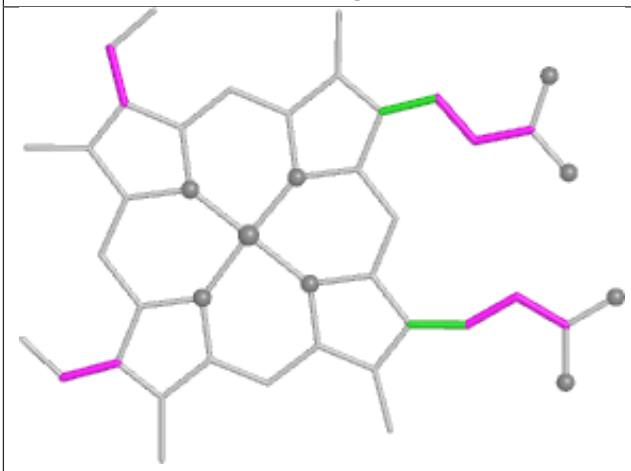

Torsions

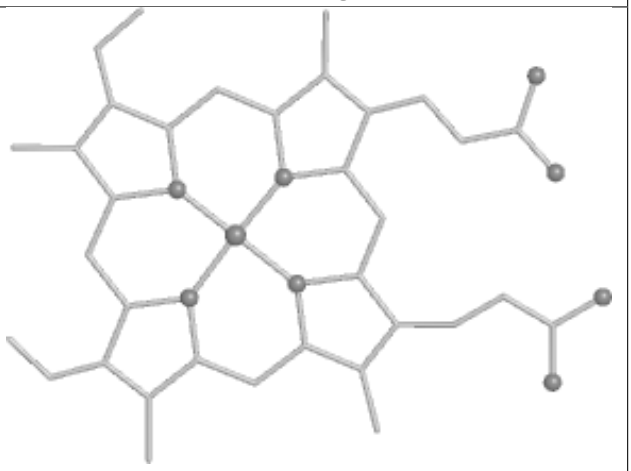

Rings

Ligand CLA aD 406

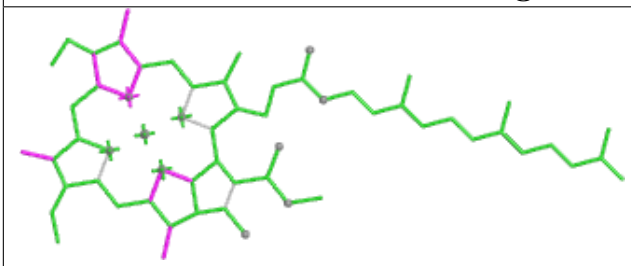

Bond lengths

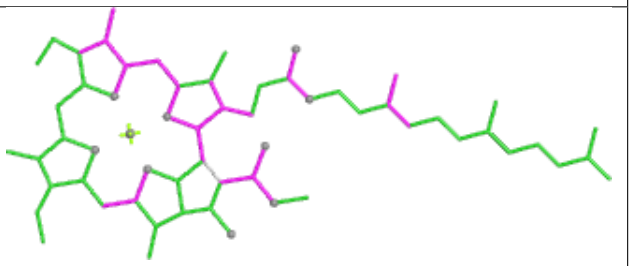

Bond angles

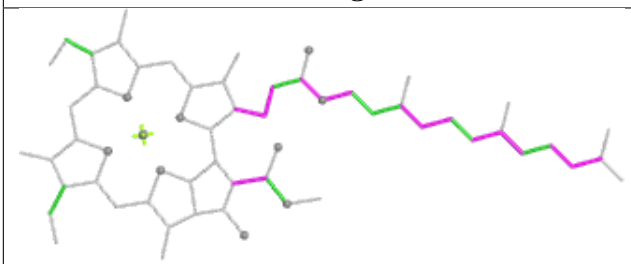

Torsions

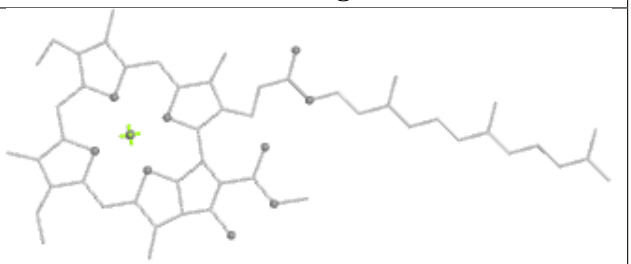

Rings

Ligand CYC cJ 202

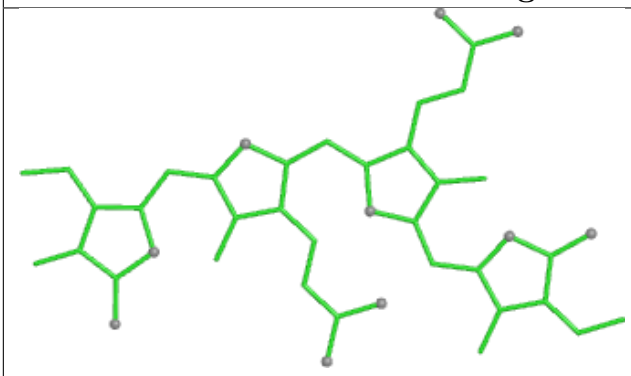

Bond lengths

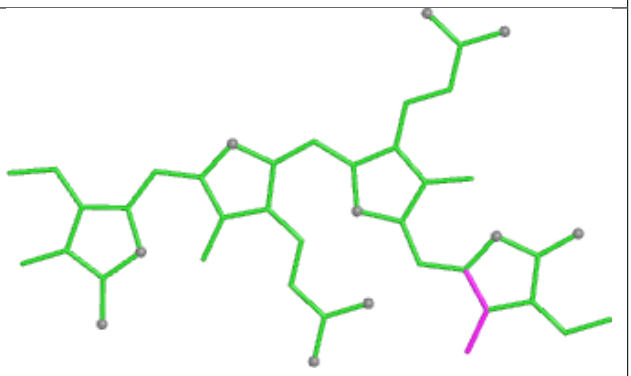

Bond angles

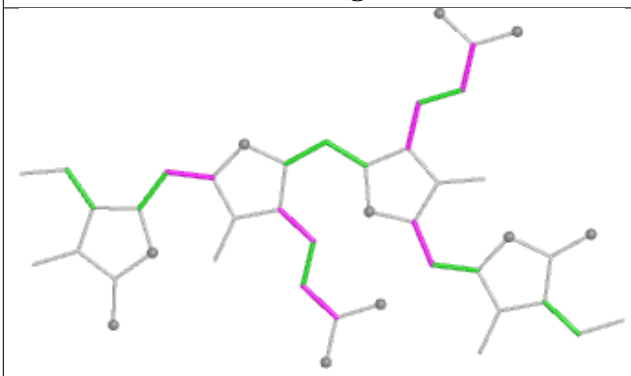

Torsions

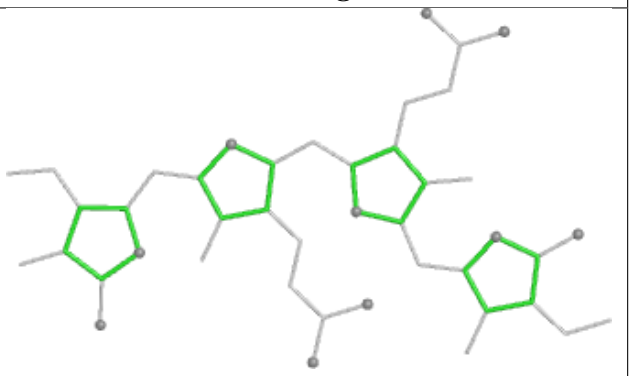

Rings

Ligand CYC iH 202

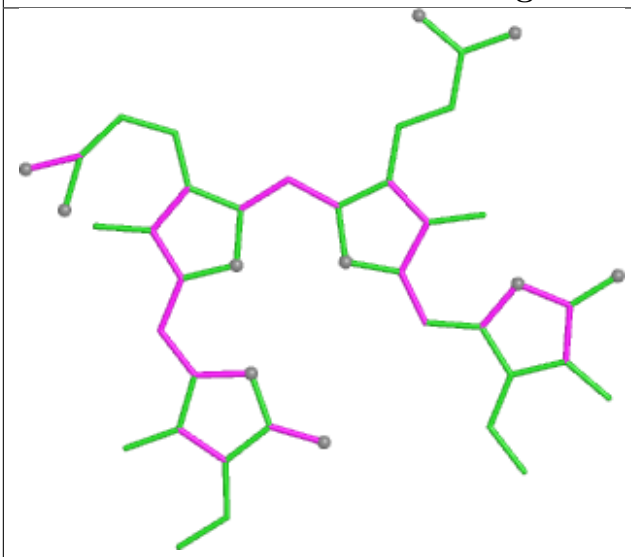

Bond lengths

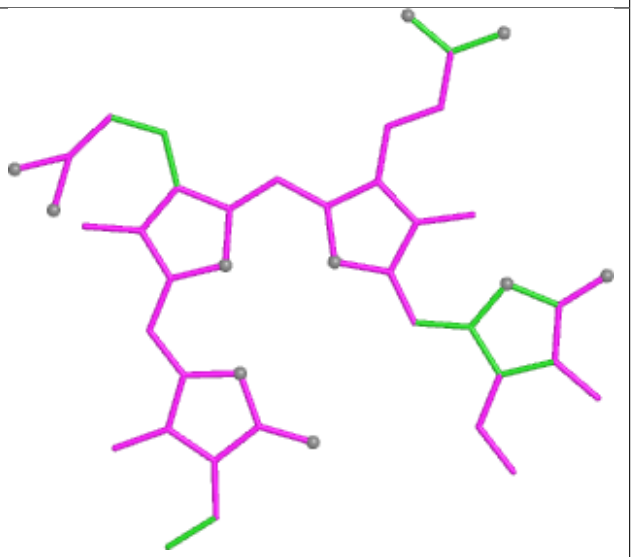

Bond angles

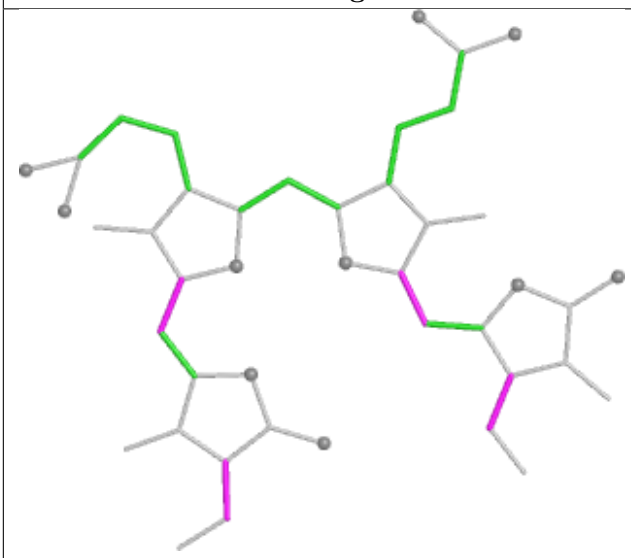

Torsions

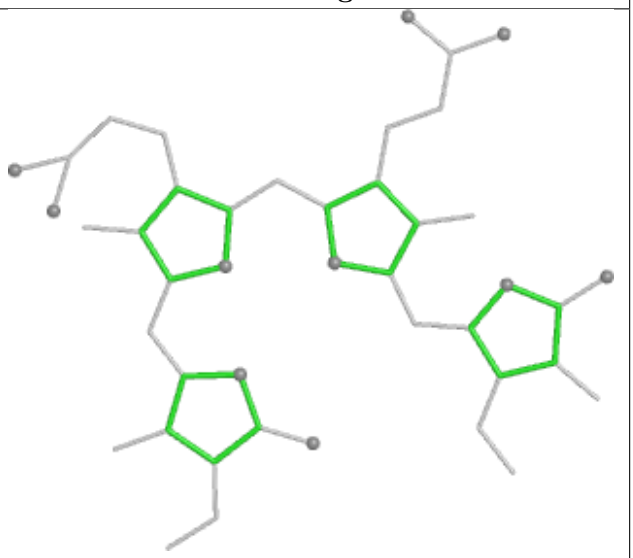

Rings

Ligand CLA b1 607

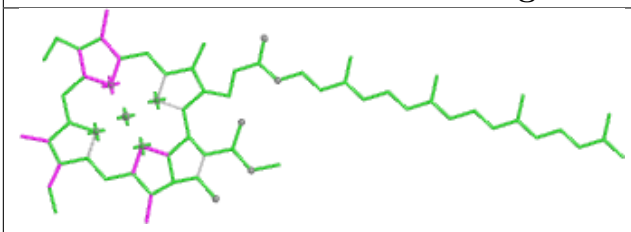

Bond lengths

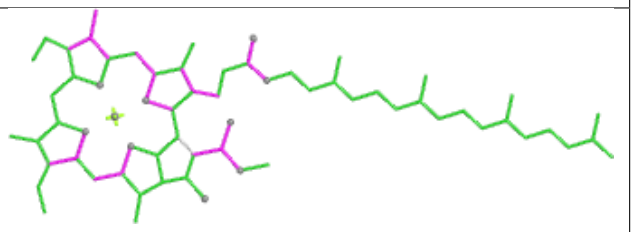

Bond angles

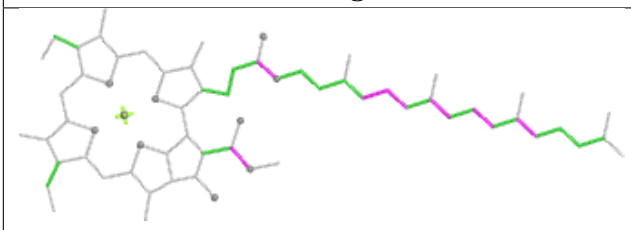

Torsions

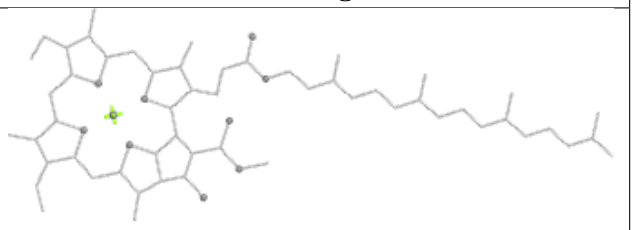

Rings

Ligand LMG AE 408

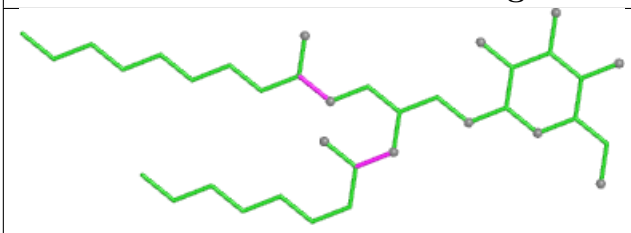

Bond lengths

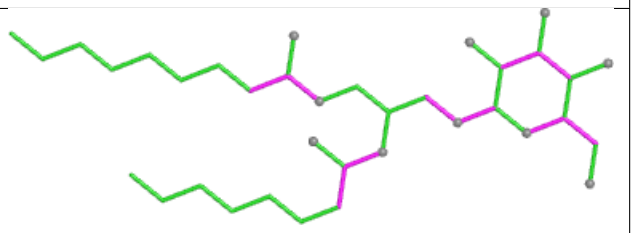

Bond angles

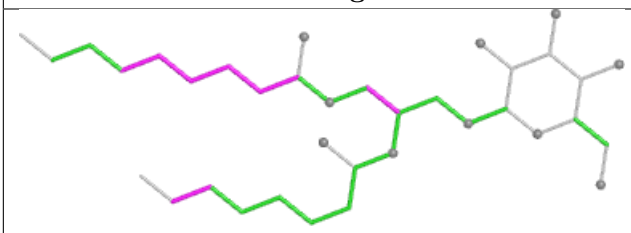

Torsions

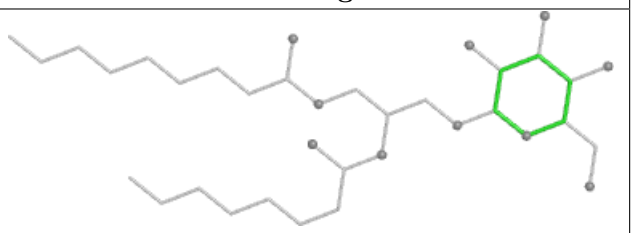

Rings

Ligand CYC KG 201

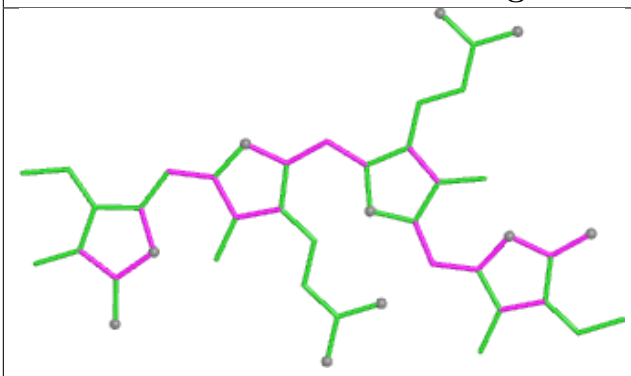

Bond lengths

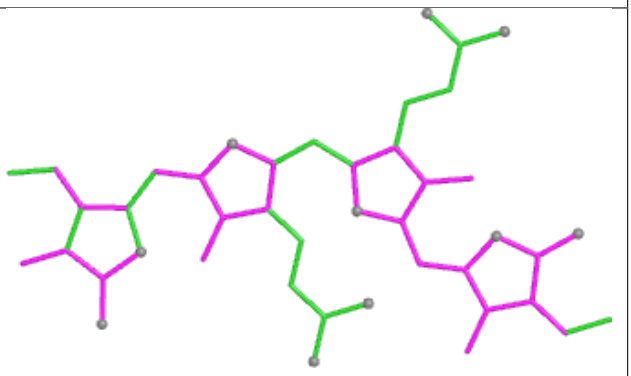

Bond angles

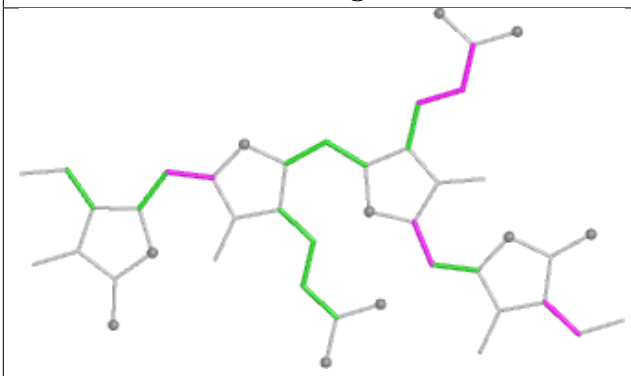

Torsions

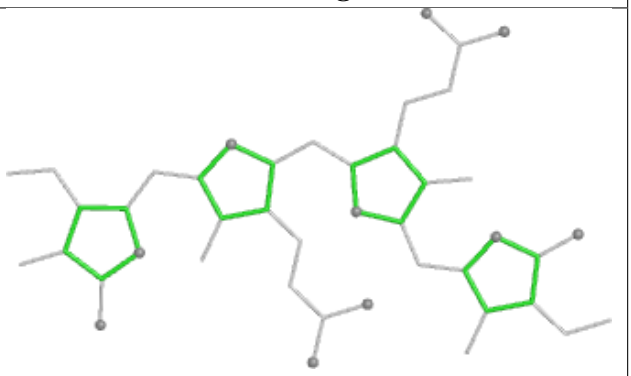

Rings

Ligand CYC g8 201

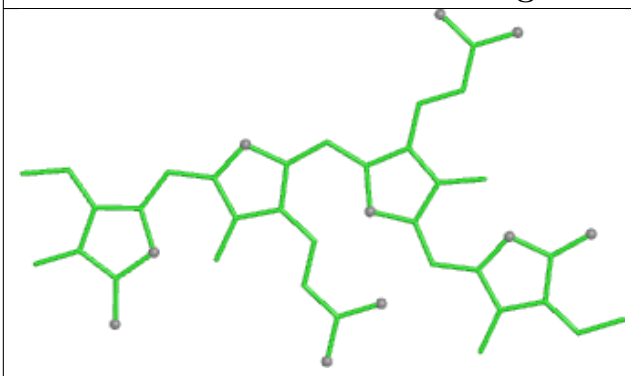

Bond lengths

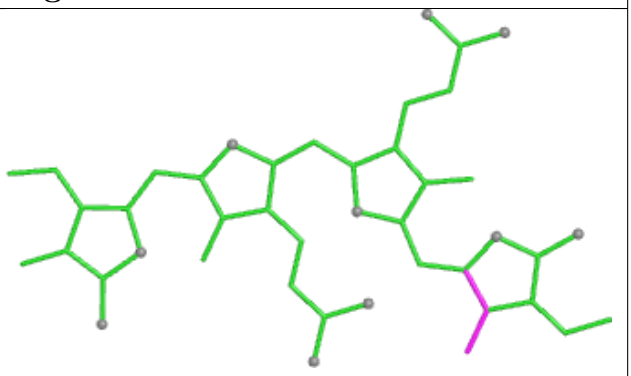

Bond angles

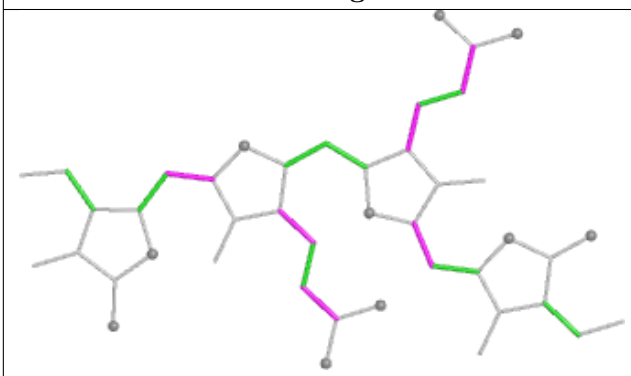

Torsions

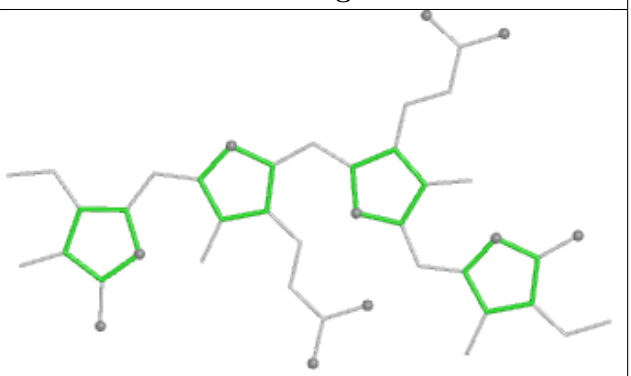

Rings

Ligand BCR BE 617

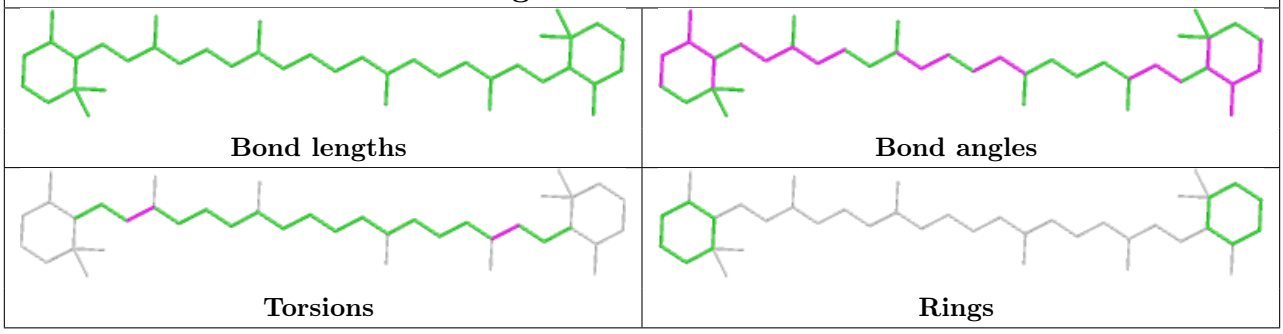

Ligand CYC jJ 202

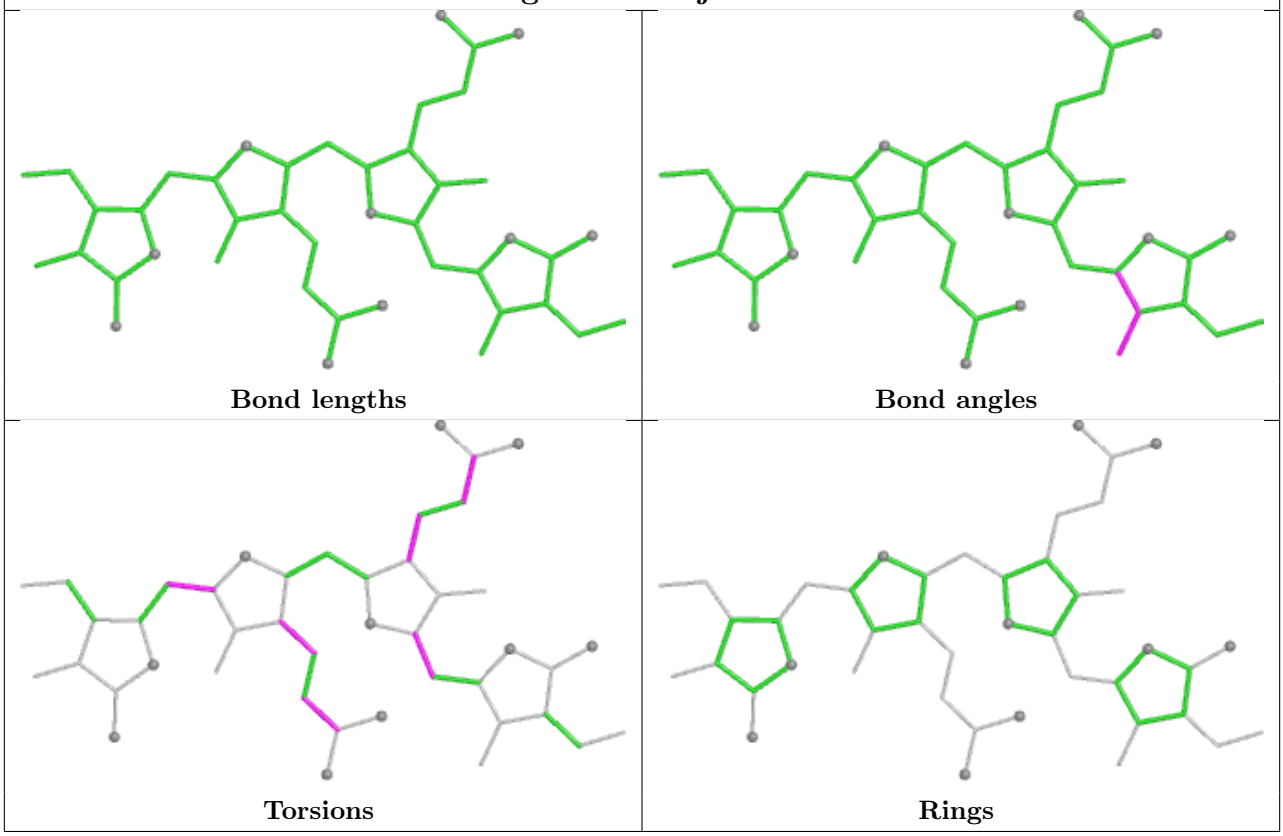

Ligand CLA aE 406

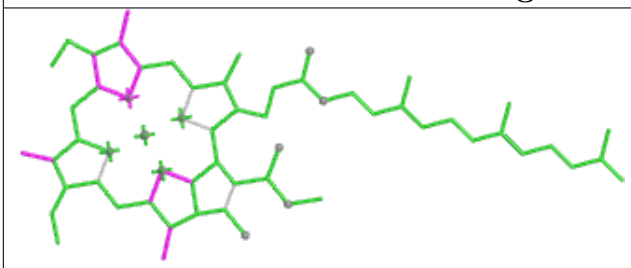

Bond lengths

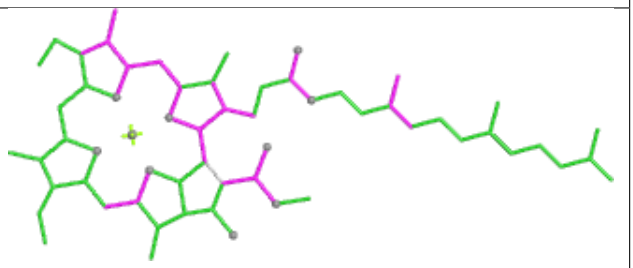

Bond angles

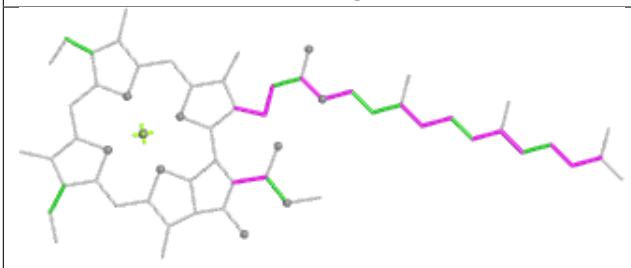

Torsions

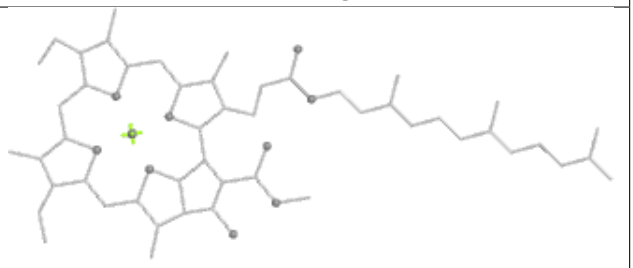

Rings

Ligand CYC NG 201

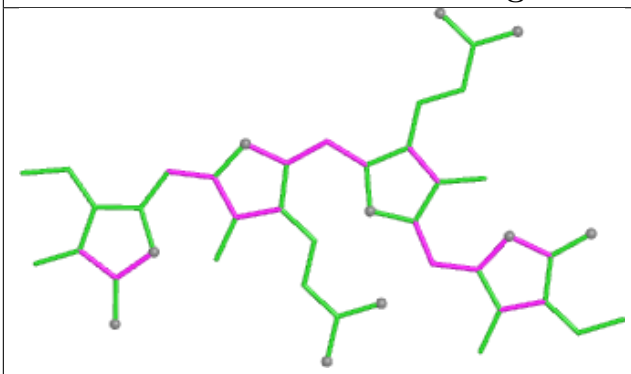

Bond lengths

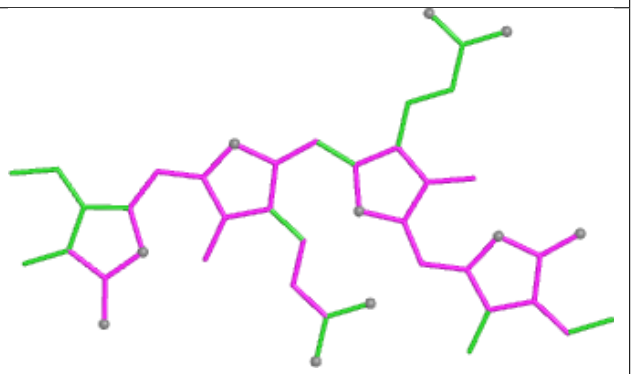

Bond angles

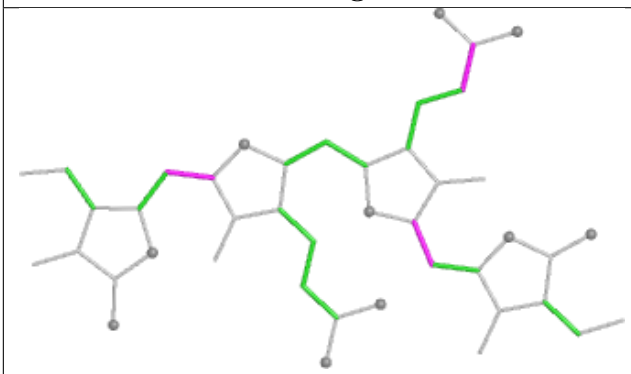

Torsions

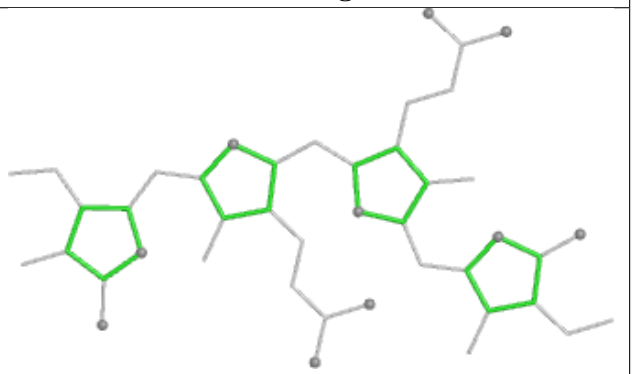

Rings

Ligand CLA bE 605

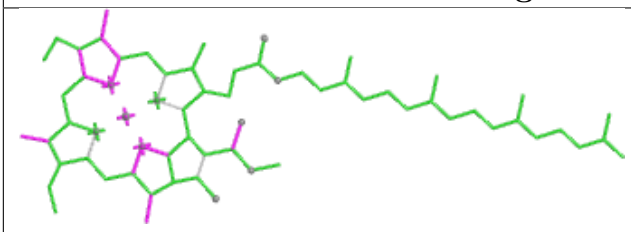

Bond lengths

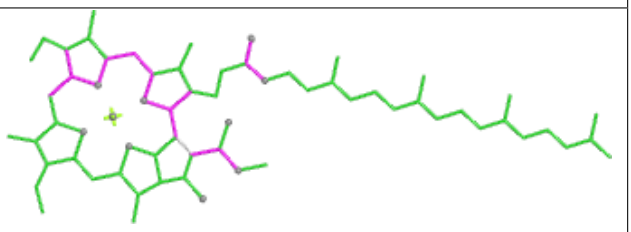

Bond angles

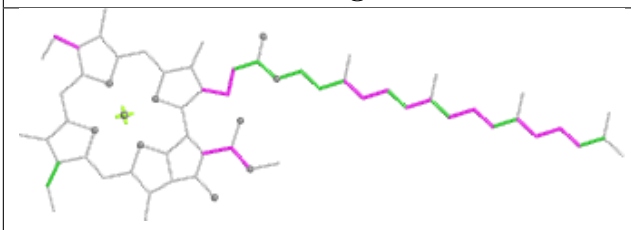

Torsions

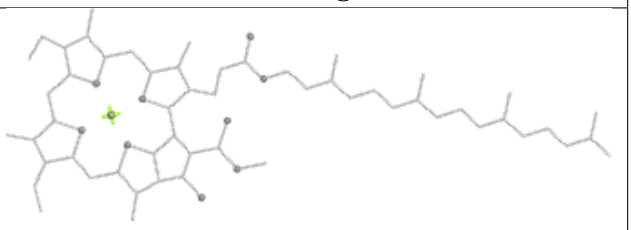

Rings

Ligand LMT bD 601

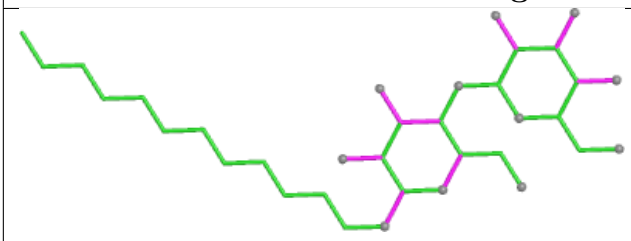

Bond lengths

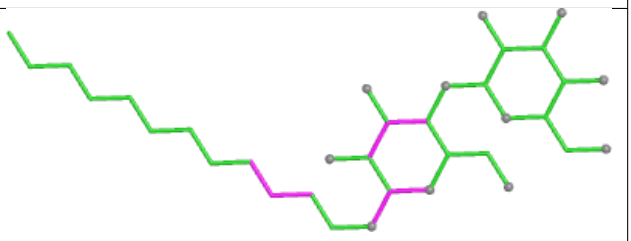

Bond angles

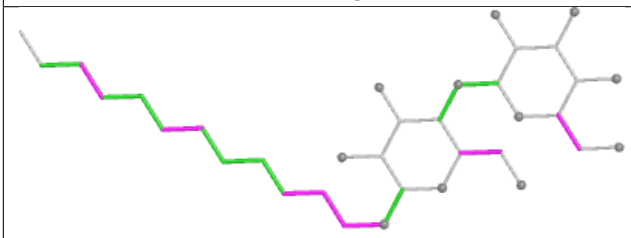

Torsions

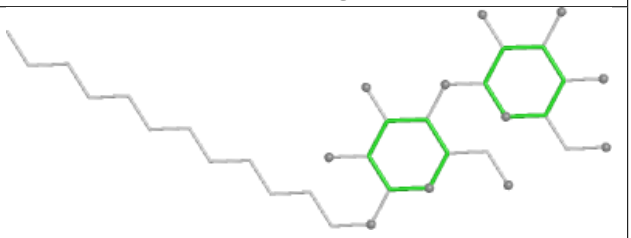

Rings

Ligand BCR CE 516



Bond lengths

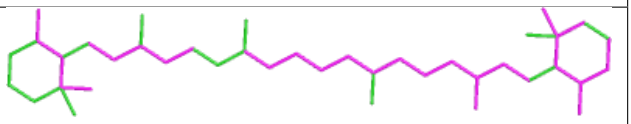

Bond angles

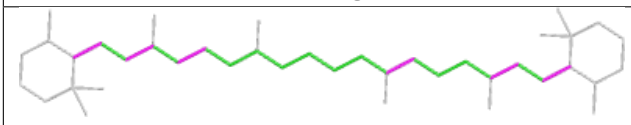

Torsions

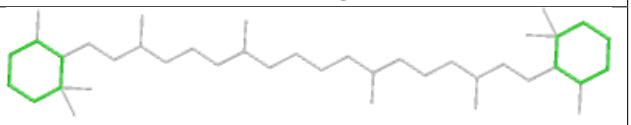

Rings

Ligand CLA ID 101	
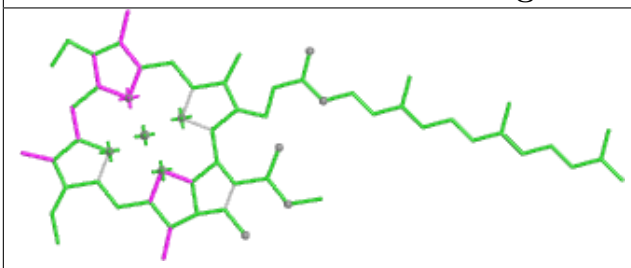	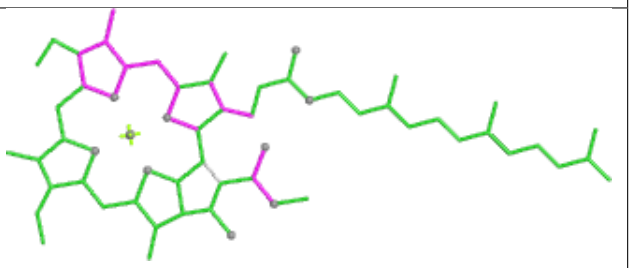
Bond lengths	Bond angles
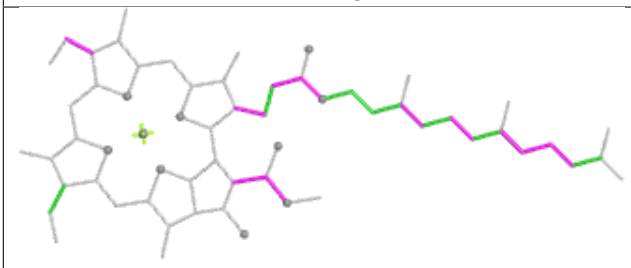	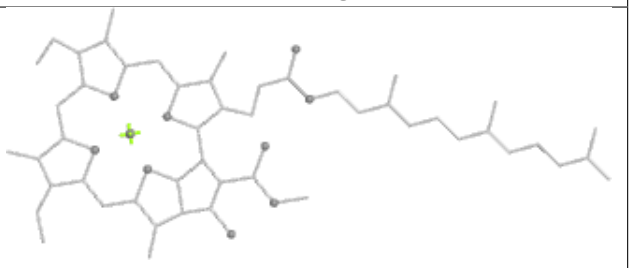
Torsions	Rings

Ligand CLA CE 508	
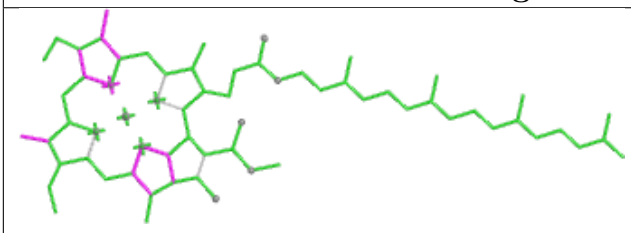	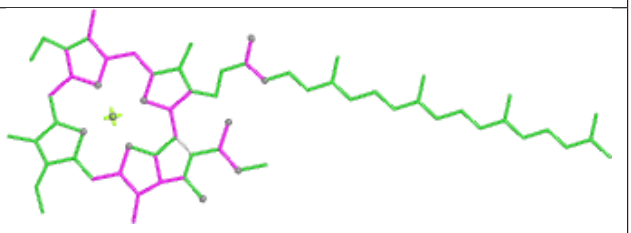
Bond lengths	Bond angles
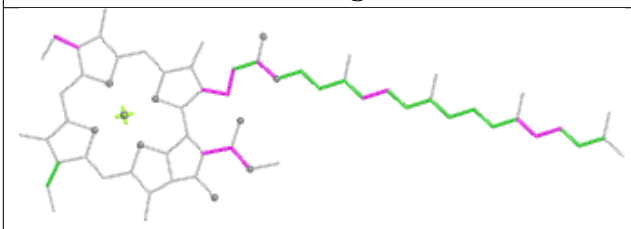	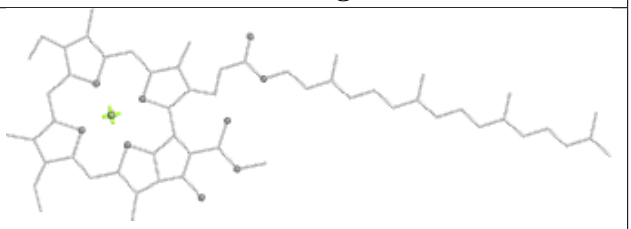
Torsions	Rings

Ligand CYC v4 201

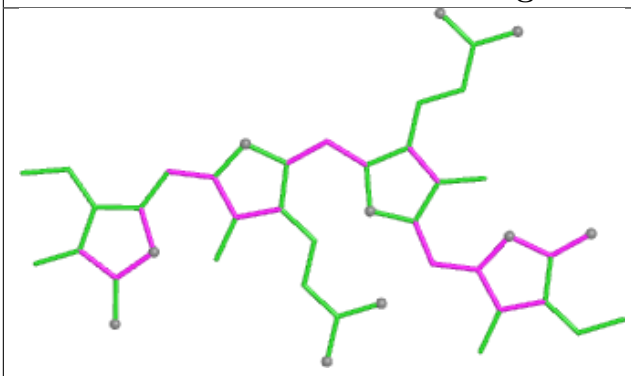

Bond lengths

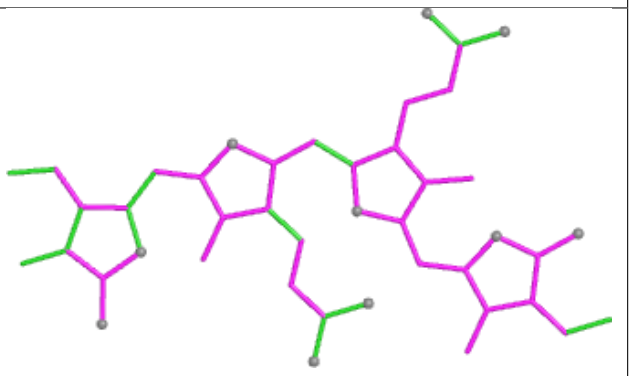

Bond angles

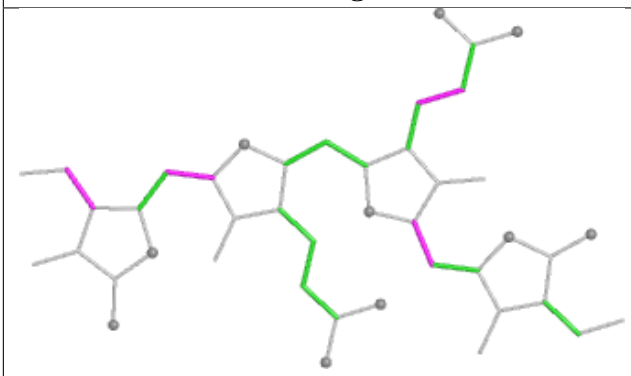

Torsions

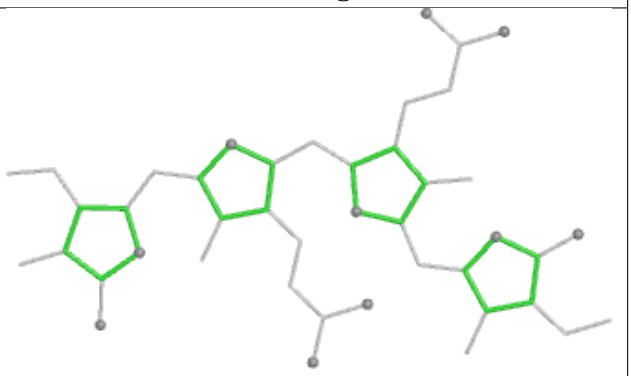

Rings

Ligand CYC i3 202

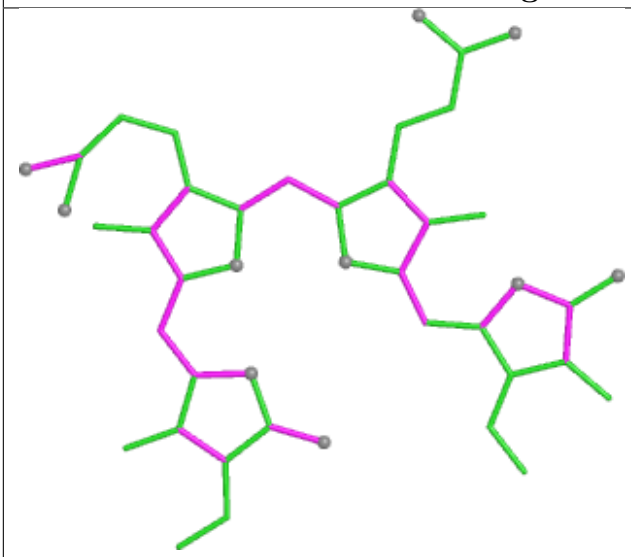

Bond lengths

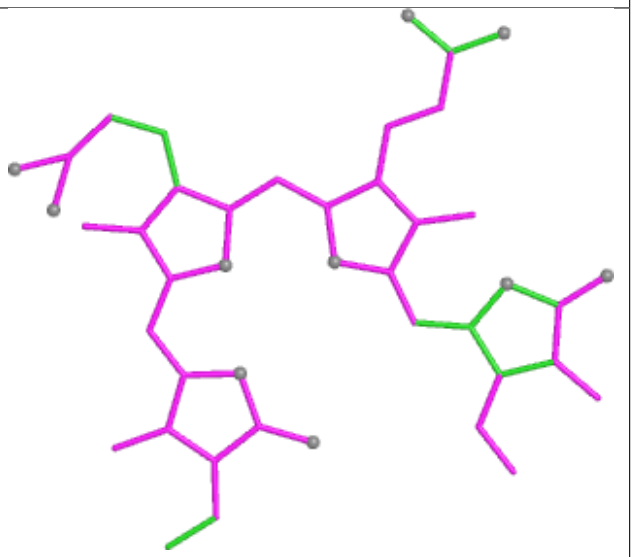

Bond angles

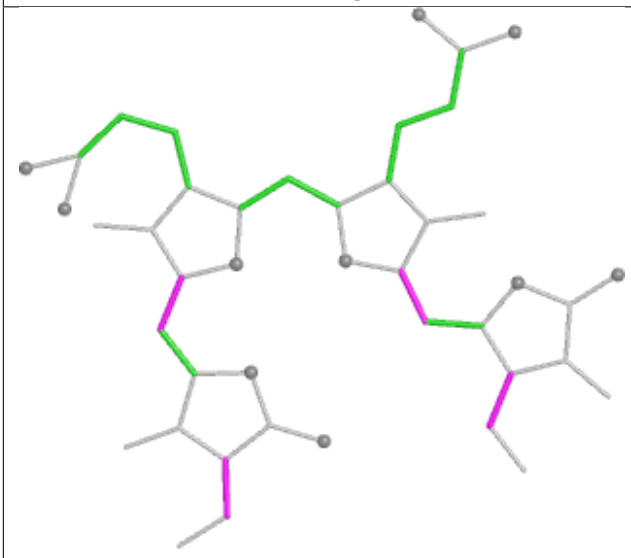

Torsions

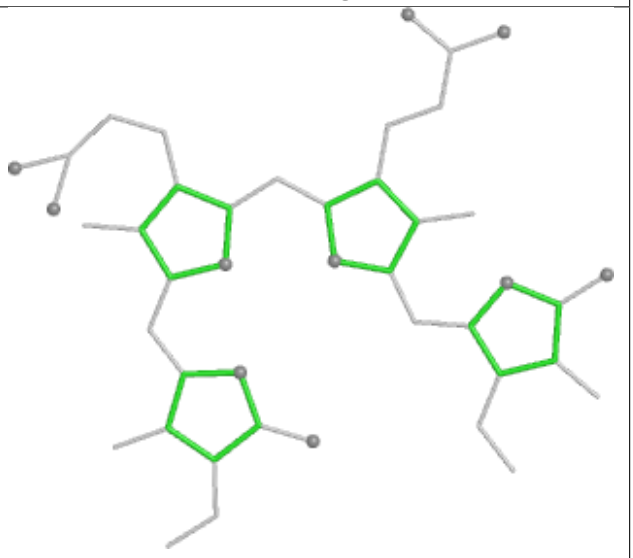

Rings

Ligand BCR cE 515



Bond lengths

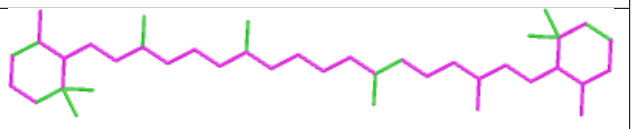

Bond angles

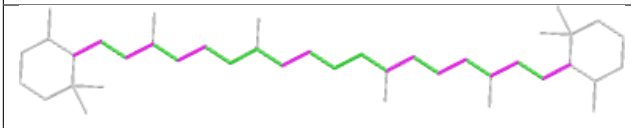

Torsions

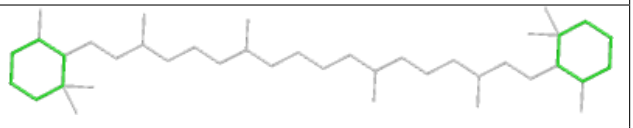

Rings

Ligand CYC d5 201

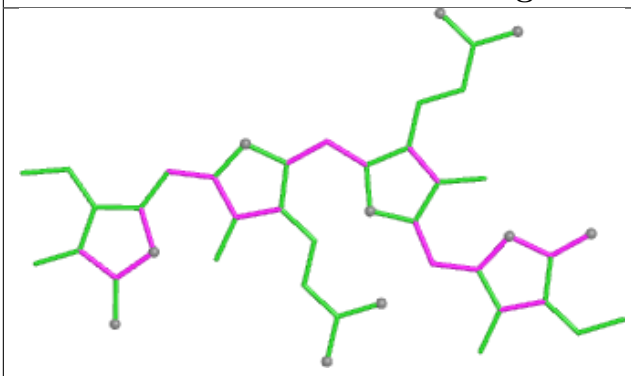

Bond lengths

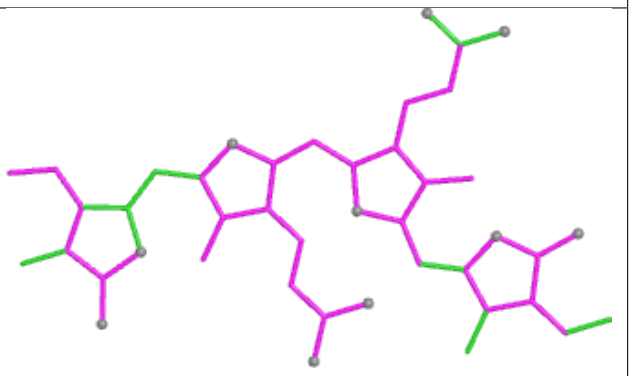

Bond angles

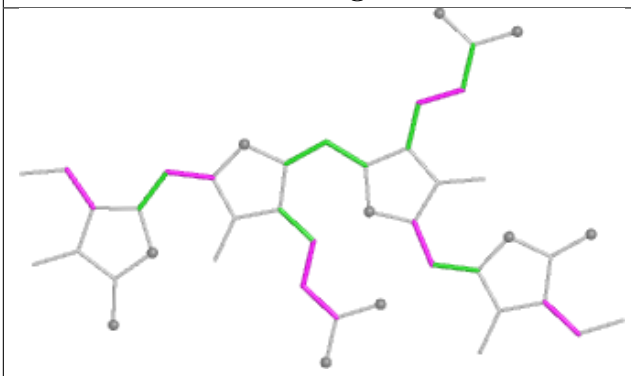

Torsions

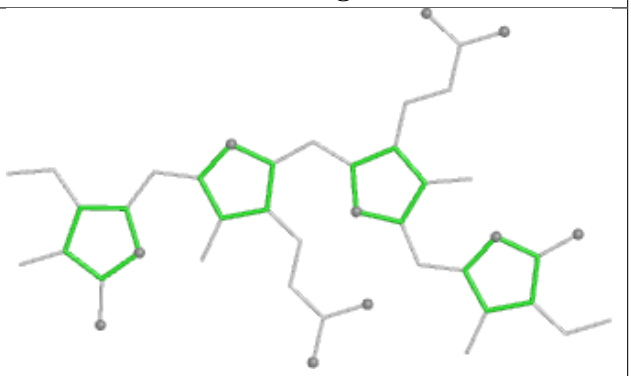

Rings

Ligand CLA bE 614

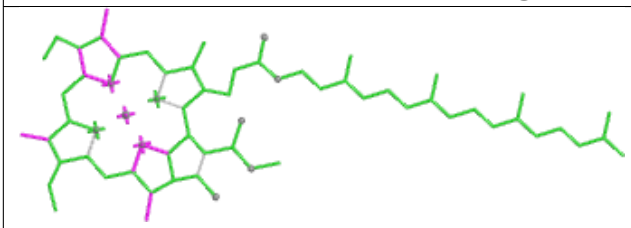

Bond lengths

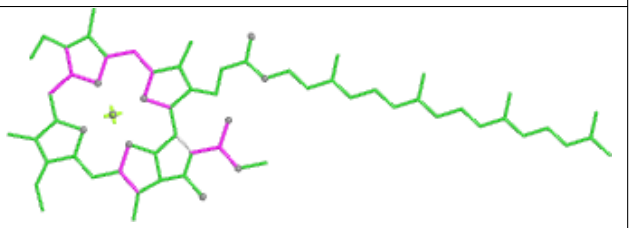

Bond angles

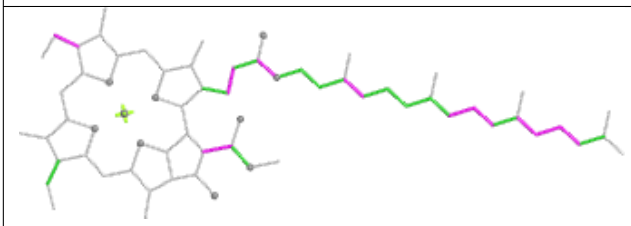

Torsions

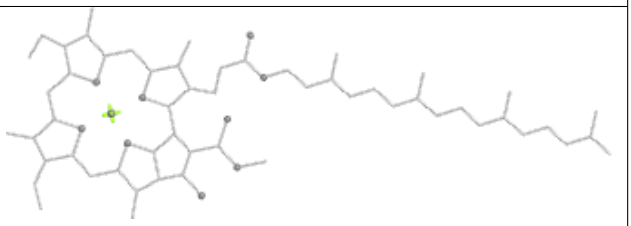

Rings

Ligand CLA CD 510

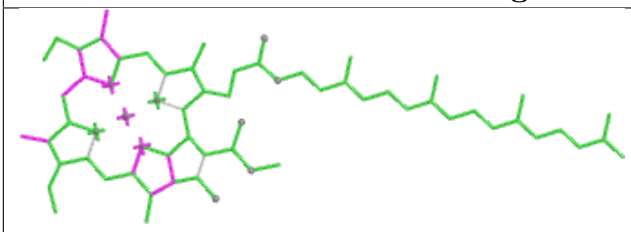

Bond lengths

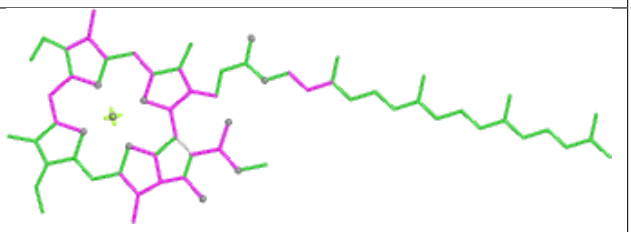

Bond angles

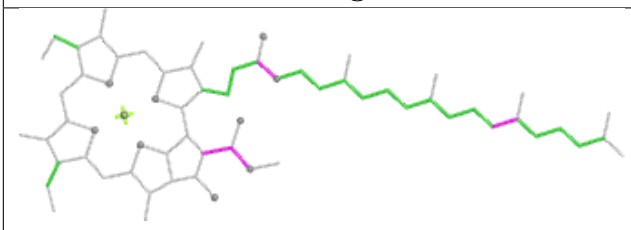

Torsions

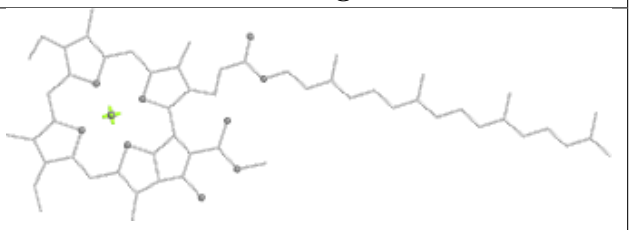

Rings

Ligand CLA c1 505

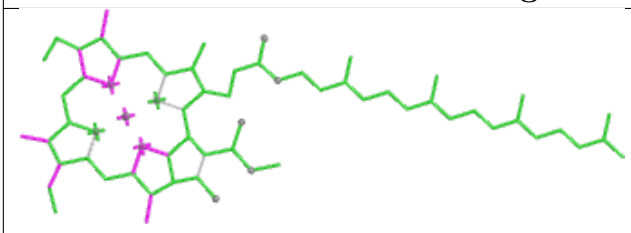

Bond lengths



Bond angles

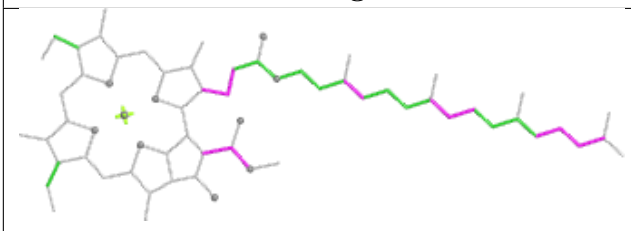

Torsions

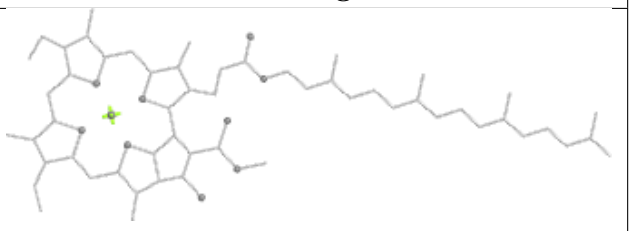

Rings

Ligand CYC gJ 201

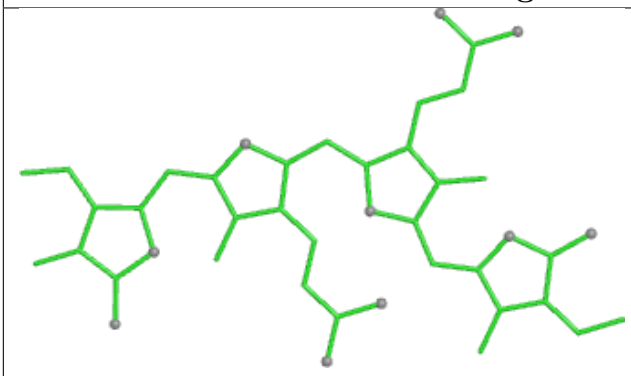

Bond lengths

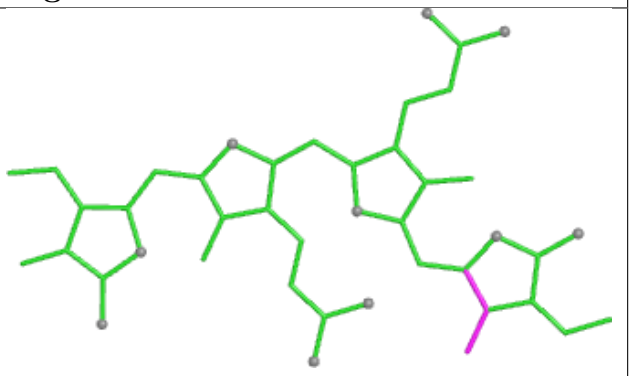

Bond angles

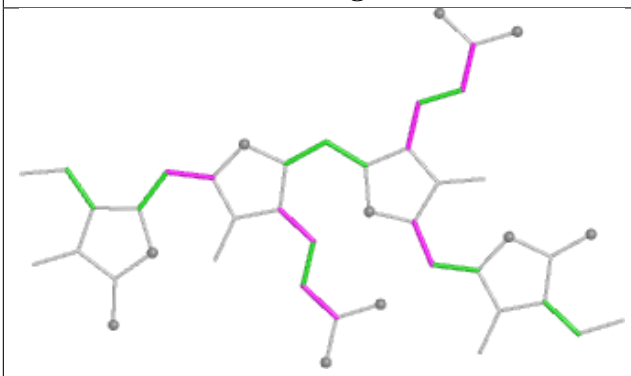

Torsions

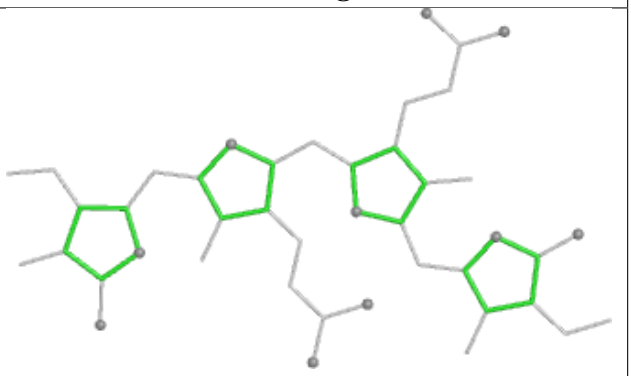

Rings

Ligand CLA iD 101

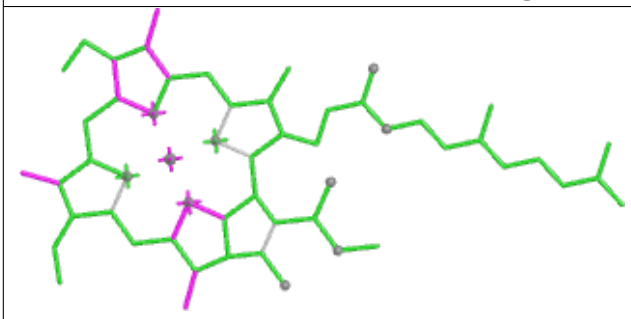

Bond lengths

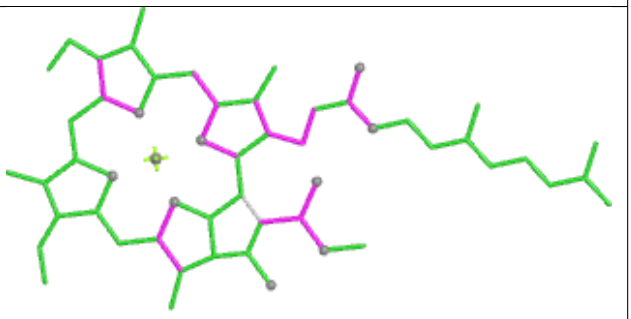

Bond angles

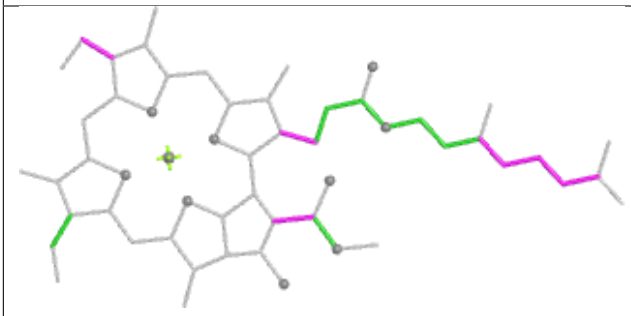

Torsions

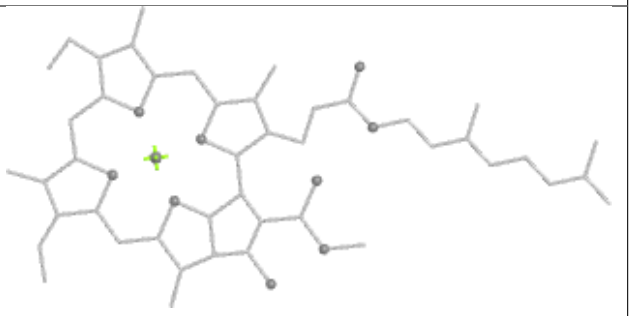

Rings

Ligand LMG y1 101

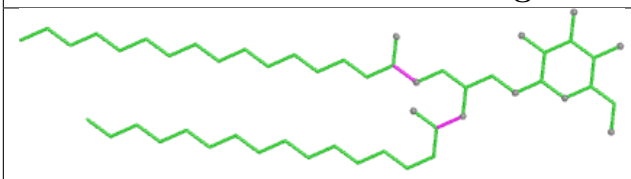

Bond lengths

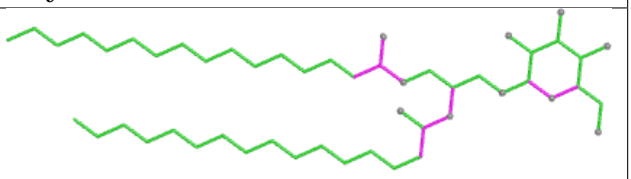

Bond angles

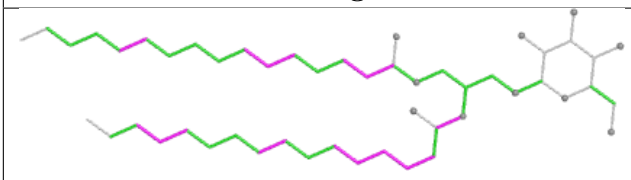

Torsions

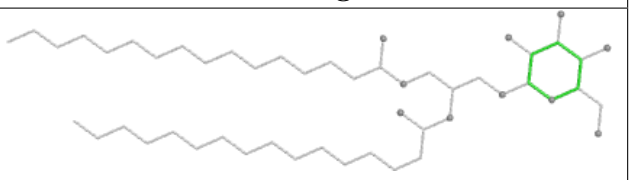

Rings

Ligand CYC O4 201

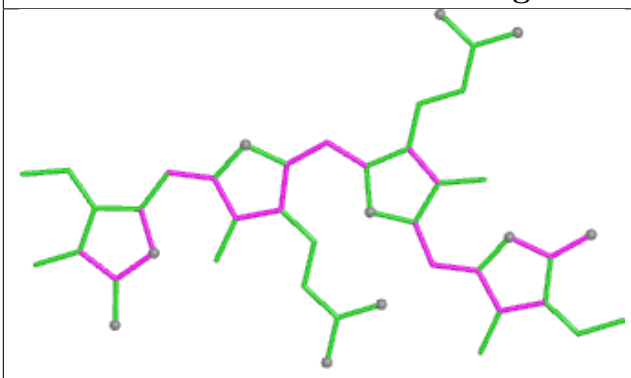

Bond lengths

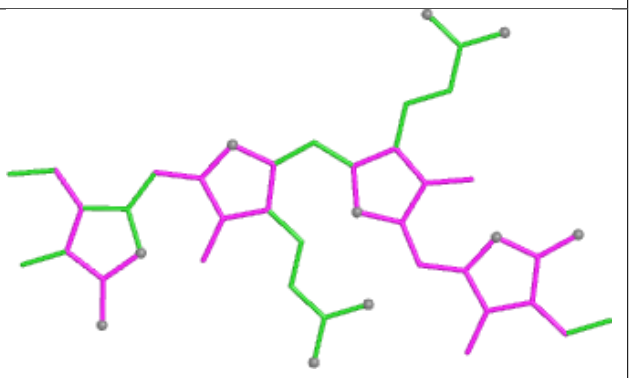

Bond angles

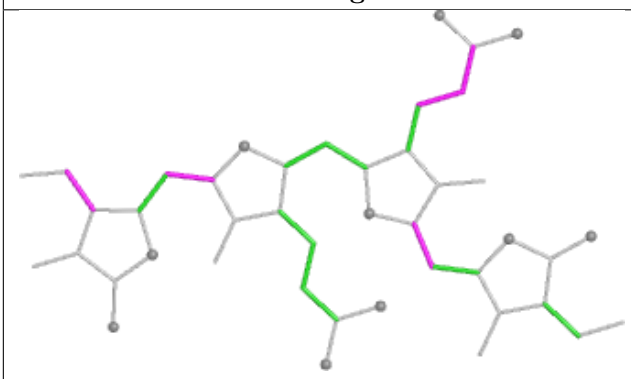

Torsions

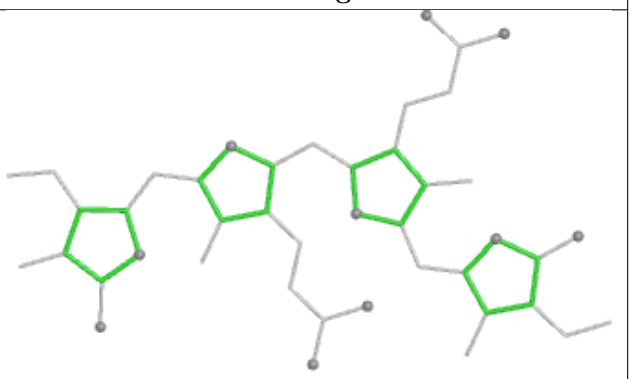

Rings

Ligand CLA dD 403

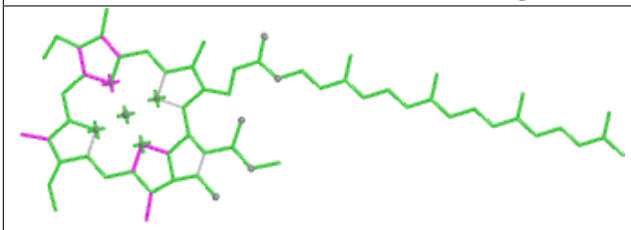

Bond lengths

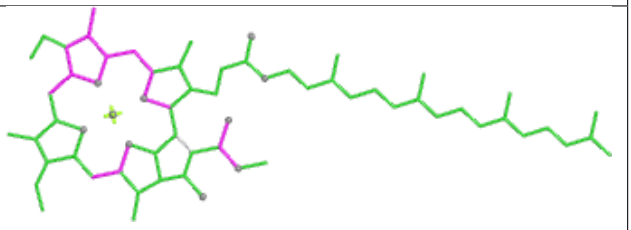

Bond angles

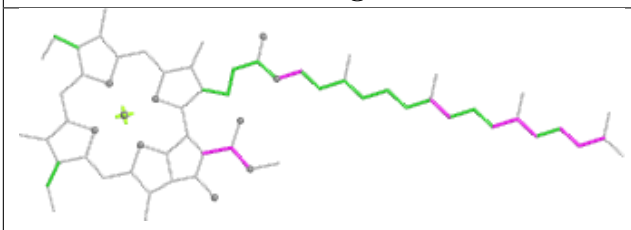

Torsions

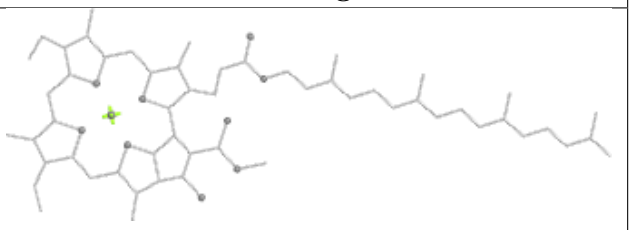

Rings

Ligand LMT DE 404



Bond lengths



Bond angles



Torsions

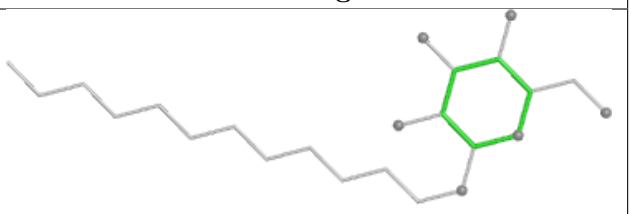

Rings

Ligand CLA C1 508

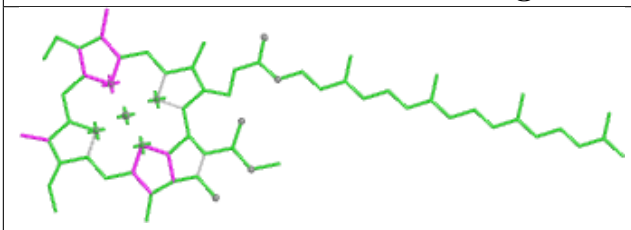

Bond lengths

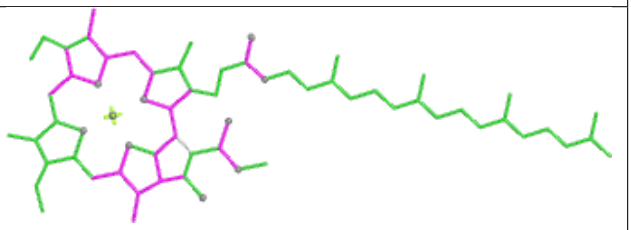

Bond angles

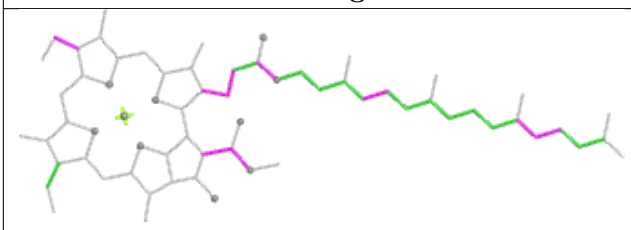

Torsions

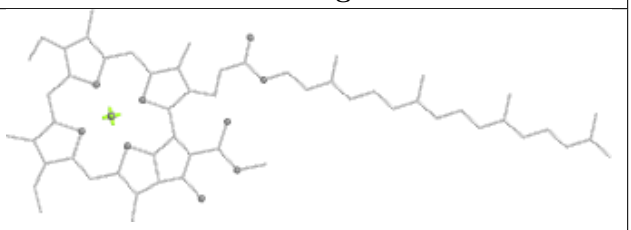

Rings

Ligand LMT b1 602



Bond lengths



Bond angles



Torsions

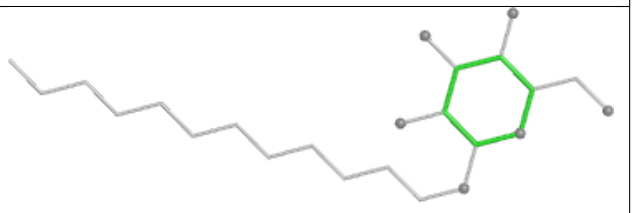

Rings

Ligand CYC cH 202

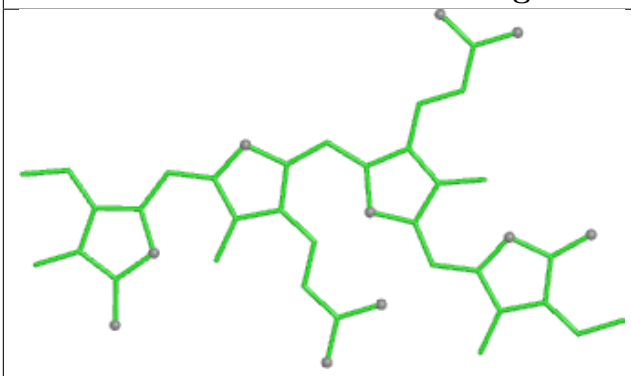

Bond lengths

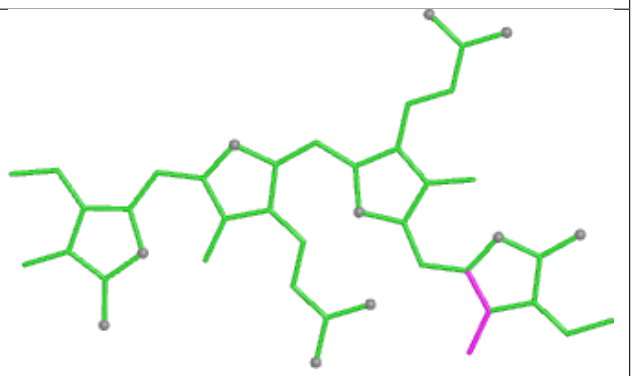

Bond angles

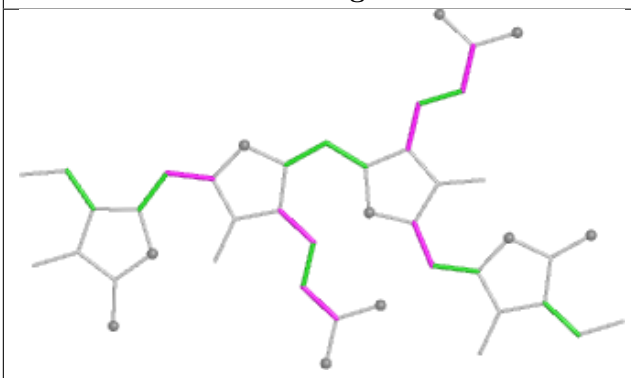

Torsions

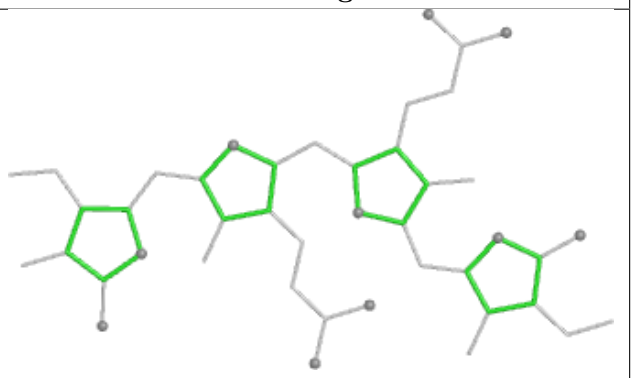

Rings

Ligand CLA bD 609

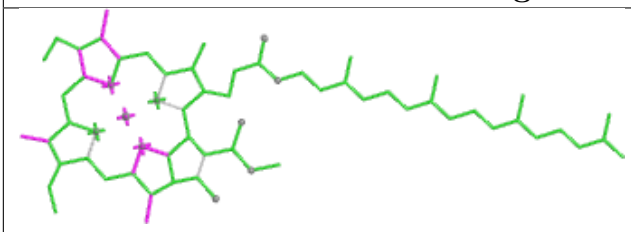

Bond lengths

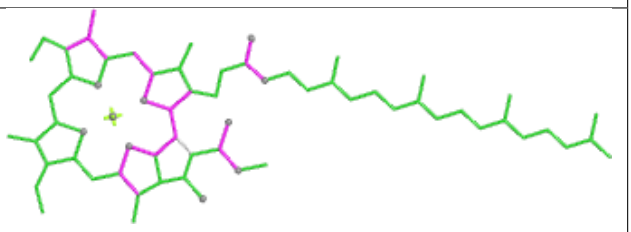

Bond angles

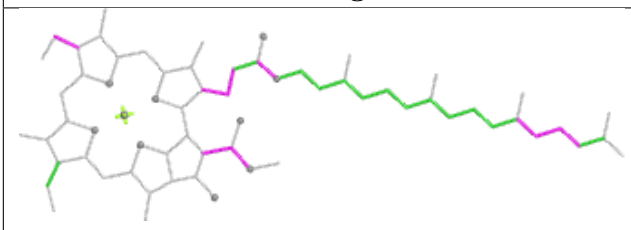

Torsions

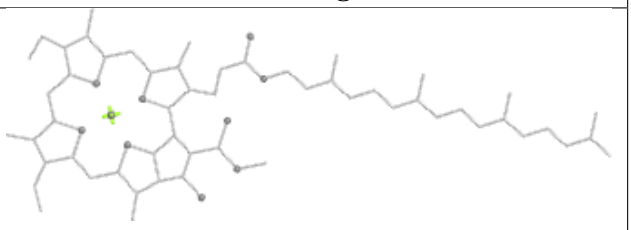

Rings

Ligand CLA B1 602

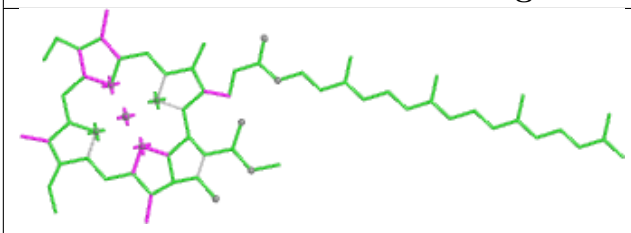

Bond lengths

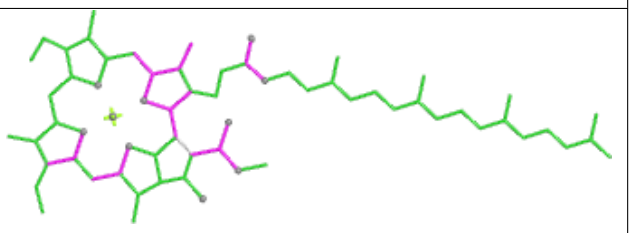

Bond angles

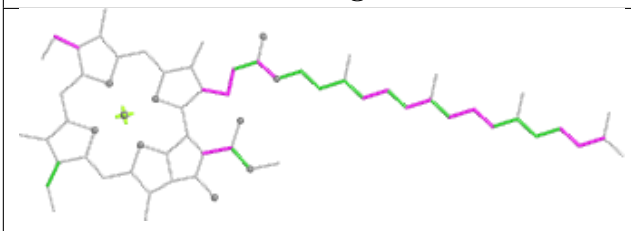

Torsions

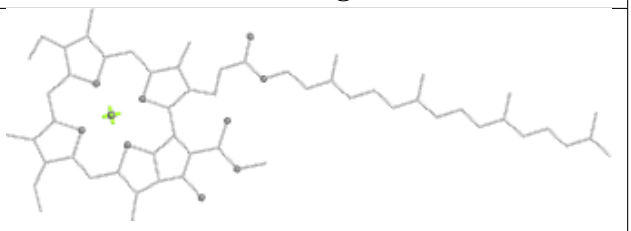

Rings

Ligand SQD CE 501

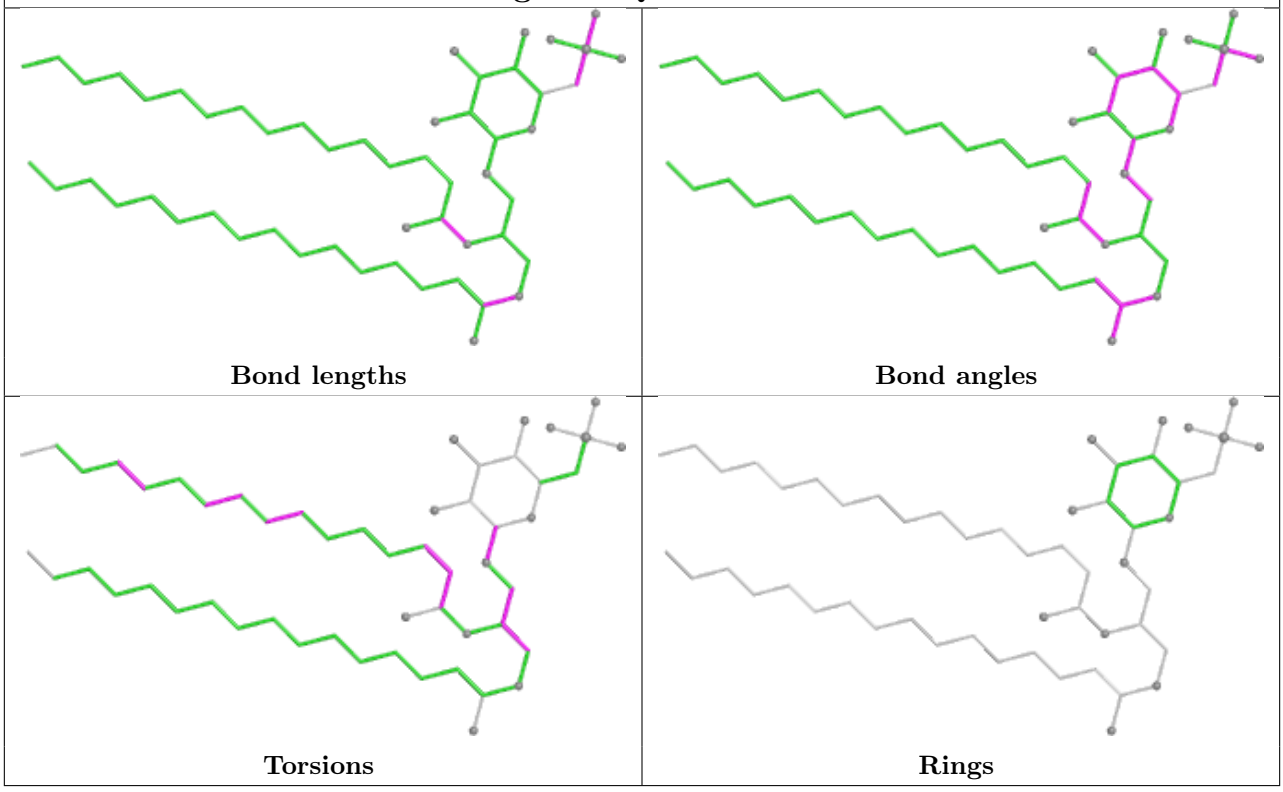

Ligand CYC B4 1001

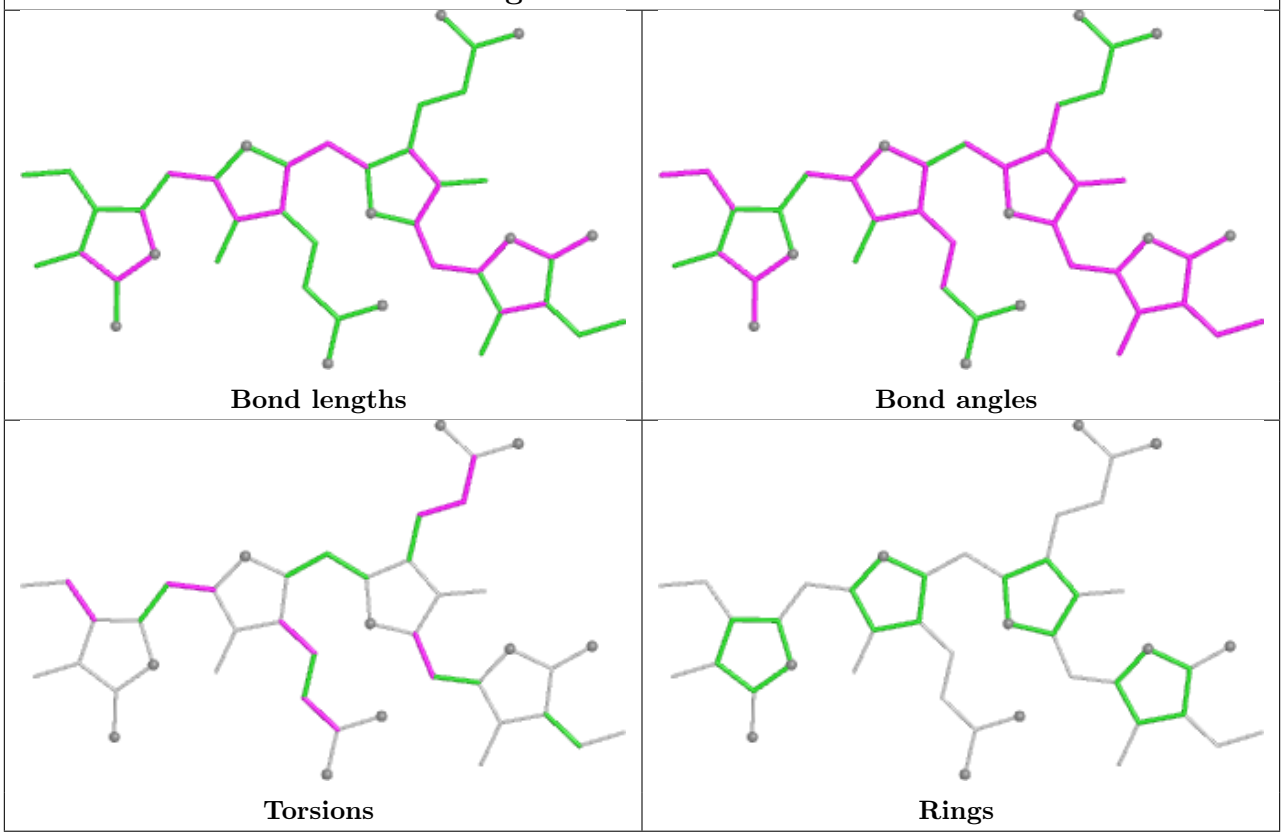

Ligand BCR ZE 101

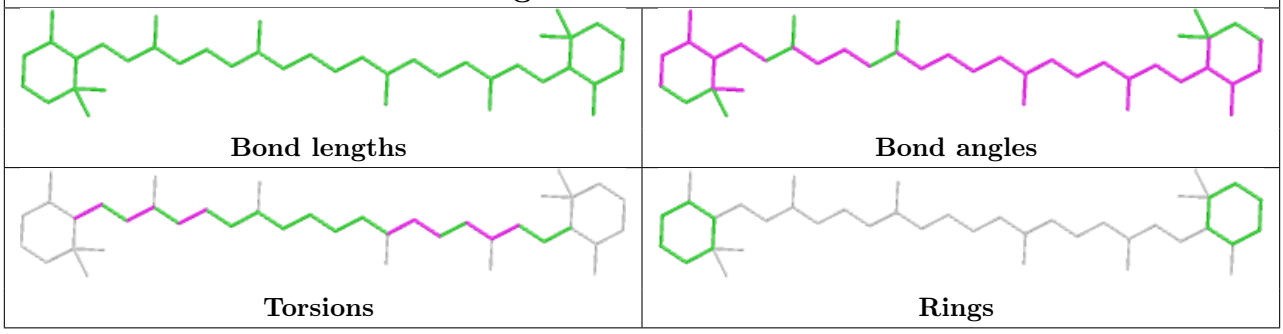

Ligand BCR zE 101

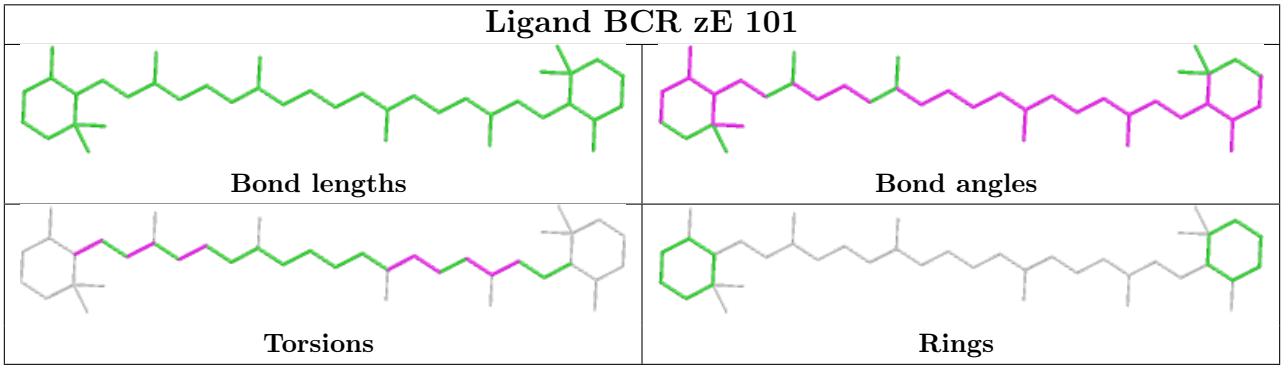

Ligand LMT BD 622

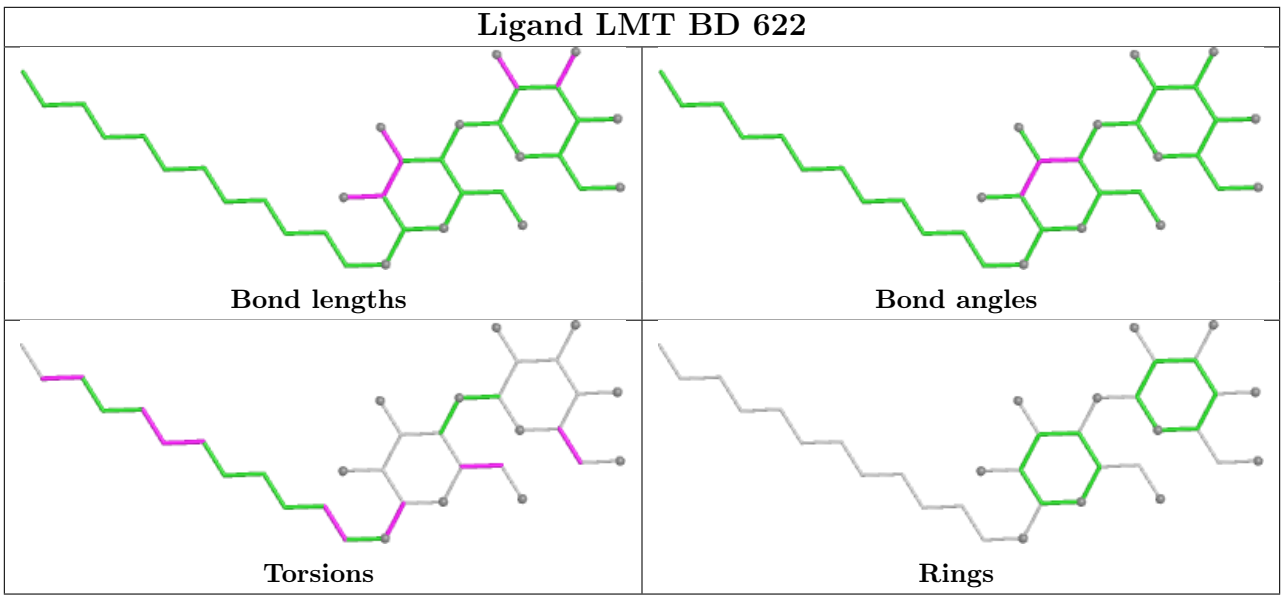

Ligand PL9 aD 408

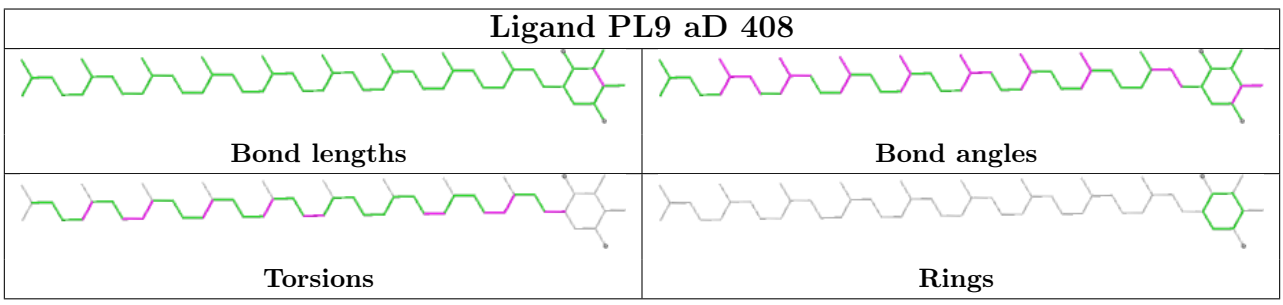

Ligand CYC d2 201

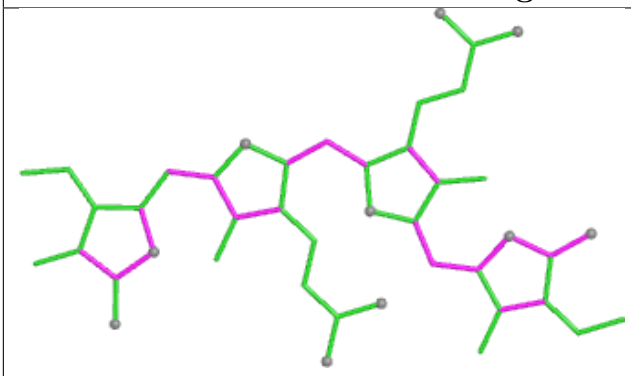

Bond lengths

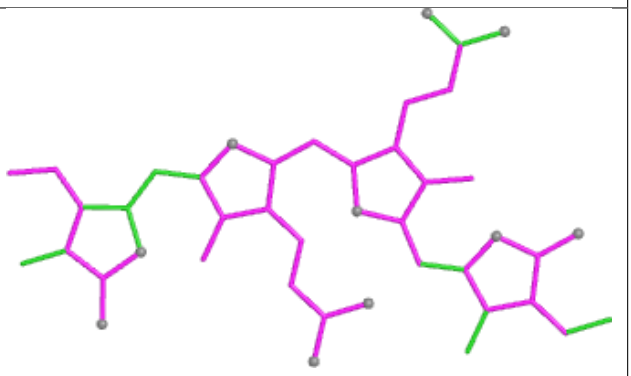

Bond angles

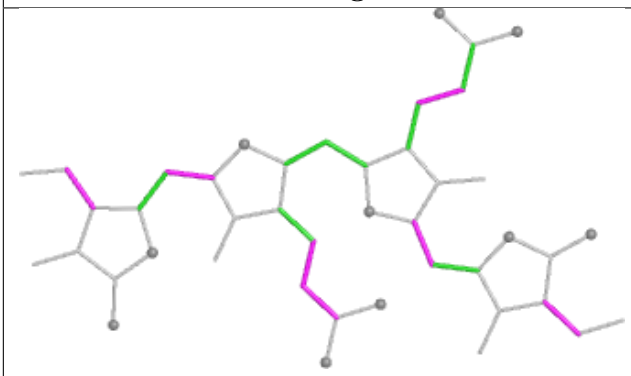

Torsions

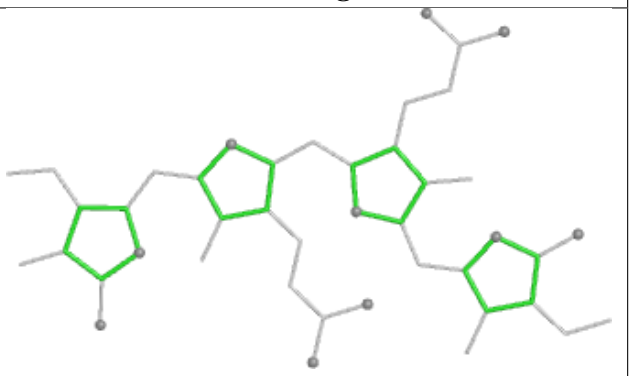

Rings

Ligand CYC i7 202

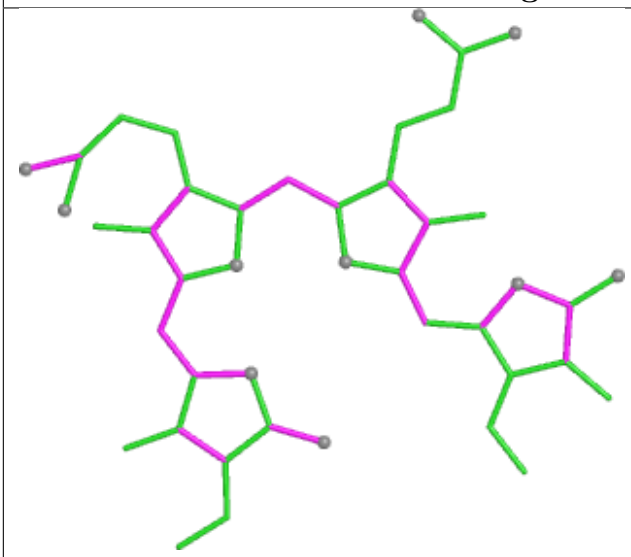

Bond lengths

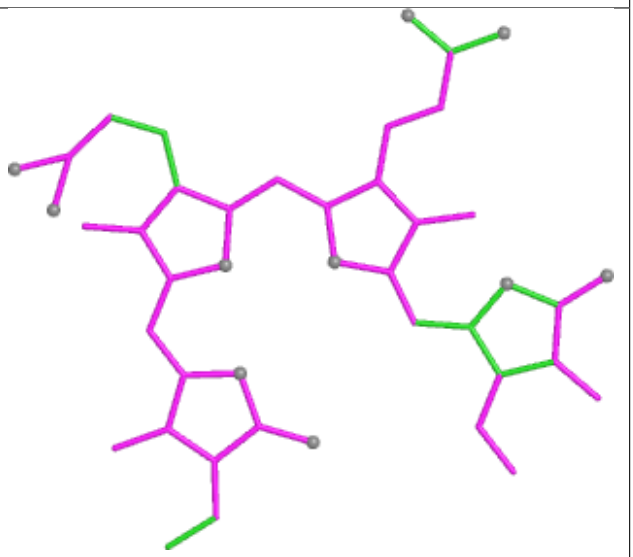

Bond angles

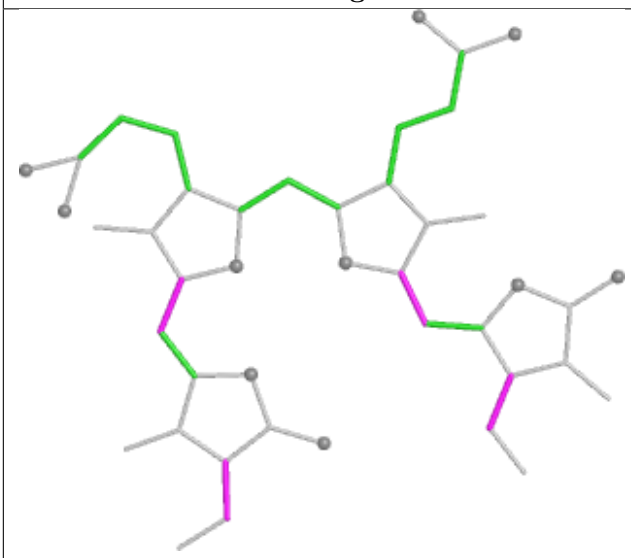

Torsions

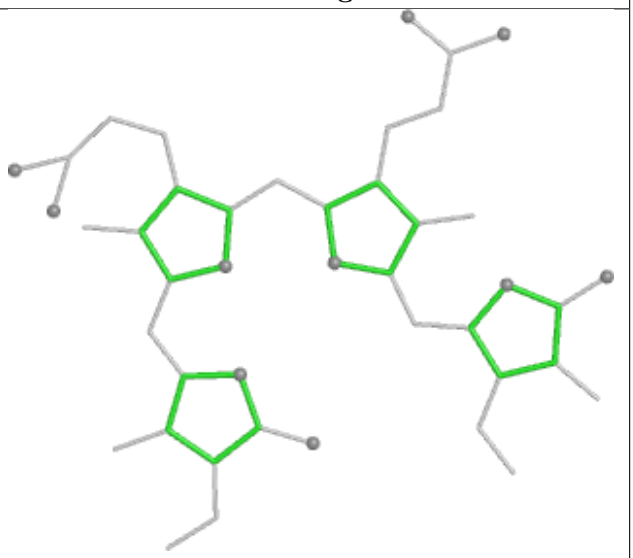

Rings

Ligand CYC fI 201

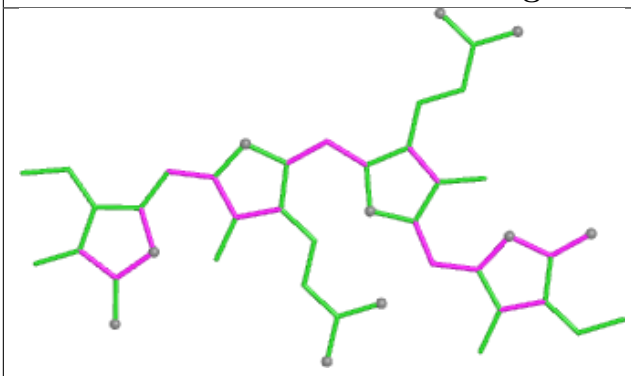

Bond lengths

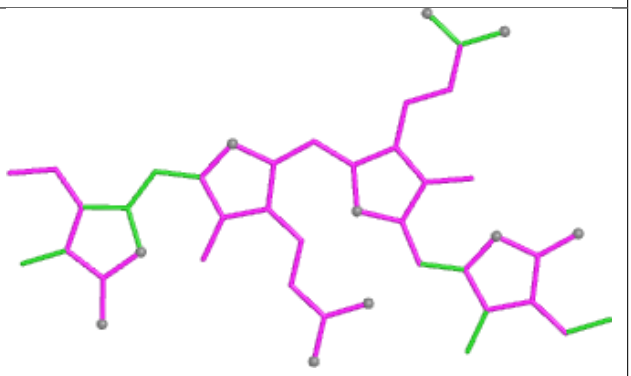

Bond angles

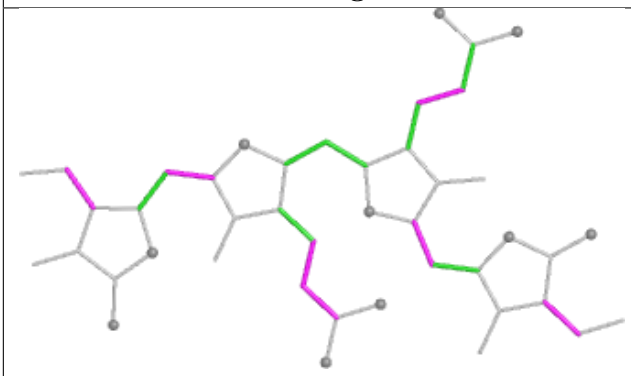

Torsions

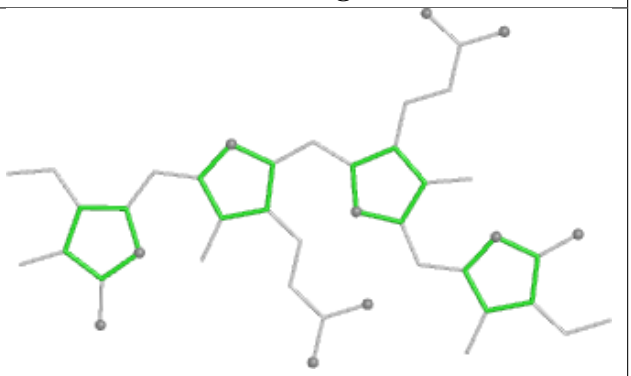

Rings

Ligand CLA b1 613

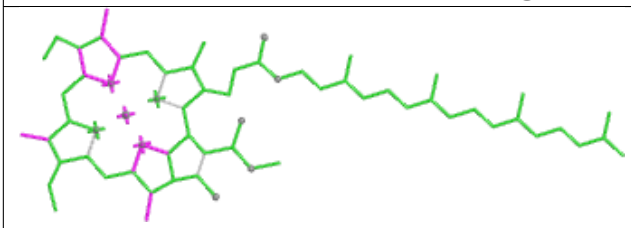

Bond lengths

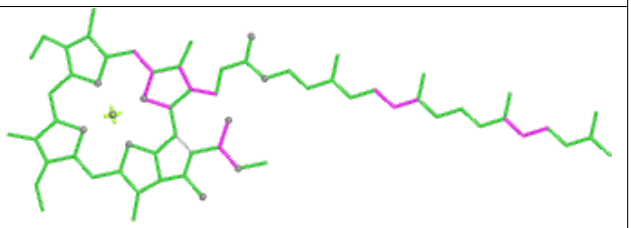

Bond angles

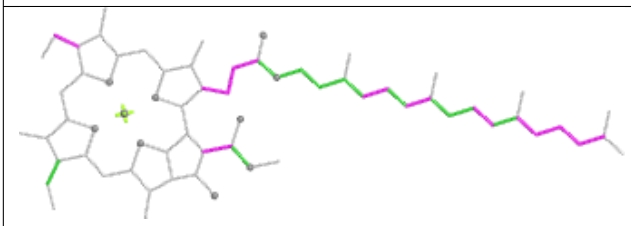

Torsions

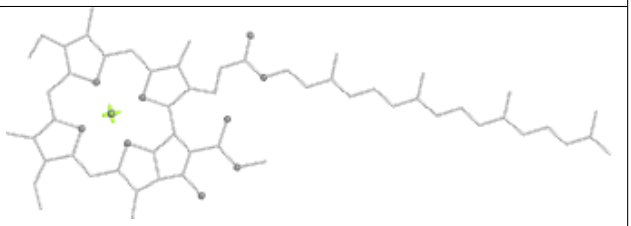

Rings

Ligand CLA BD 612

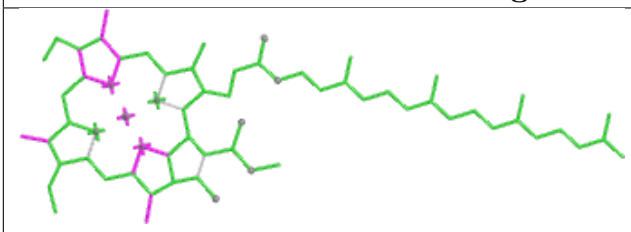

Bond lengths

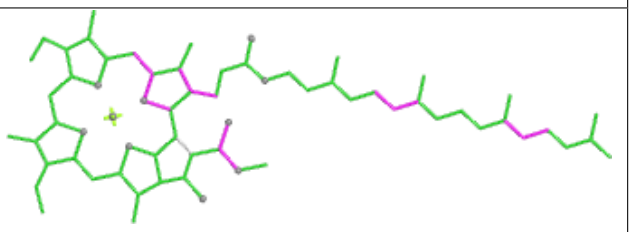

Bond angles

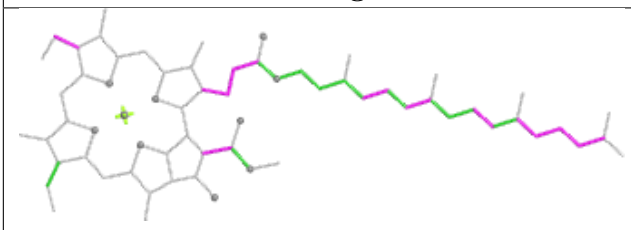

Torsions

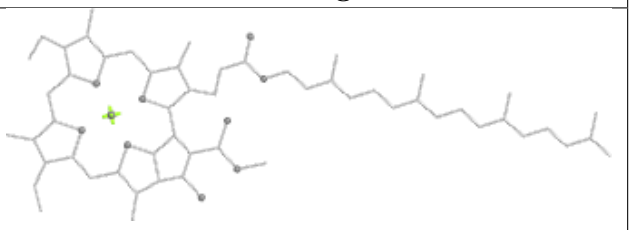

Rings

Ligand CLA BE 601

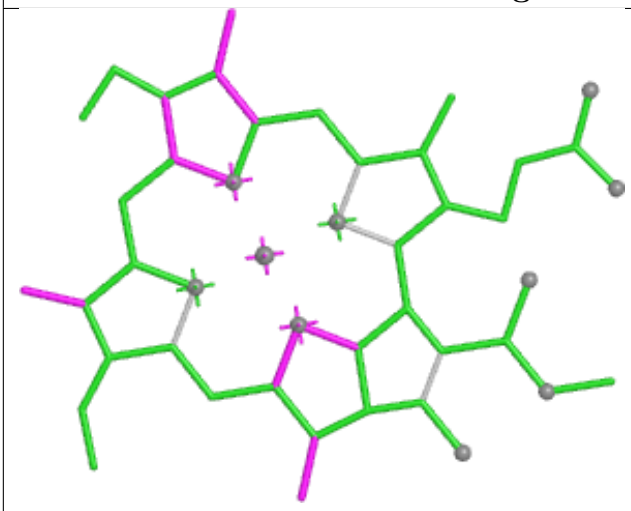

Bond lengths

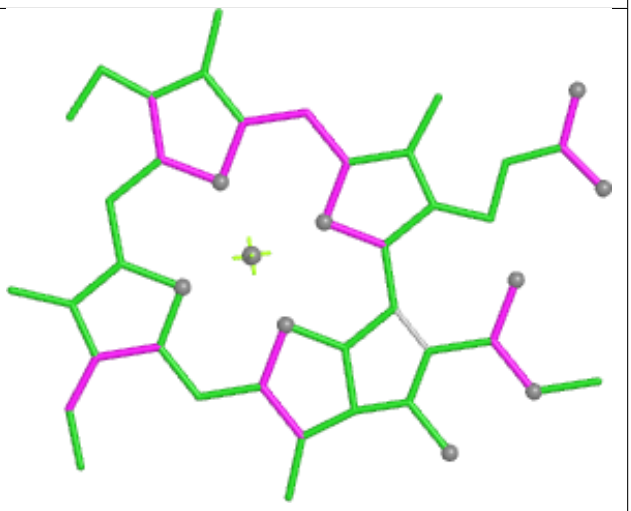

Bond angles

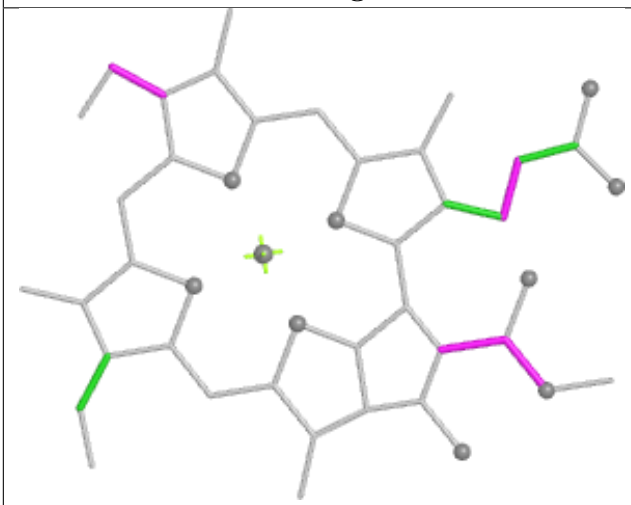

Torsions

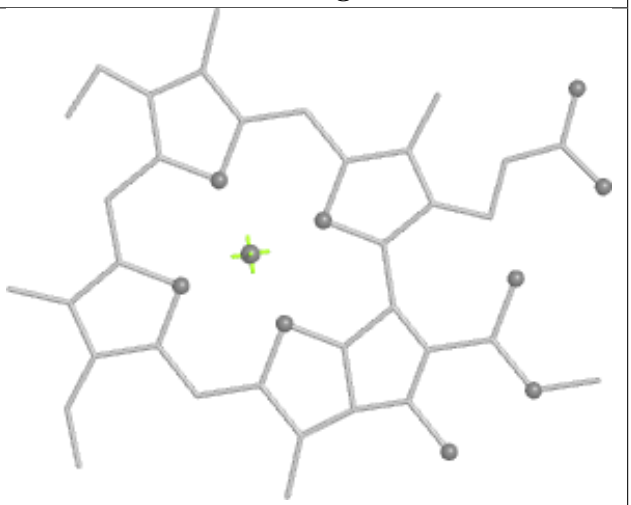

Rings

Ligand DGD H1 102

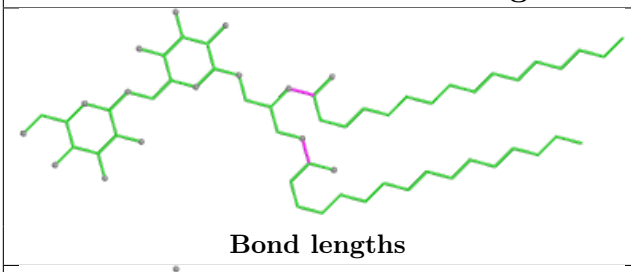

Bond lengths

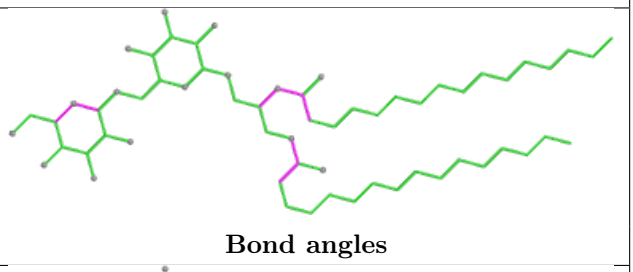

Bond angles

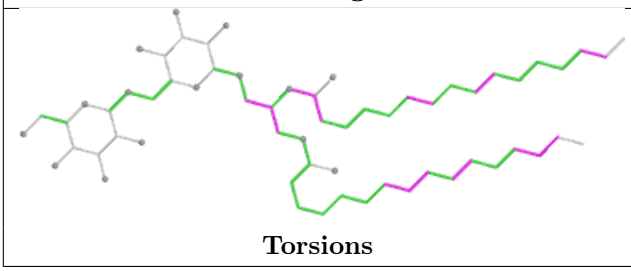

Torsions

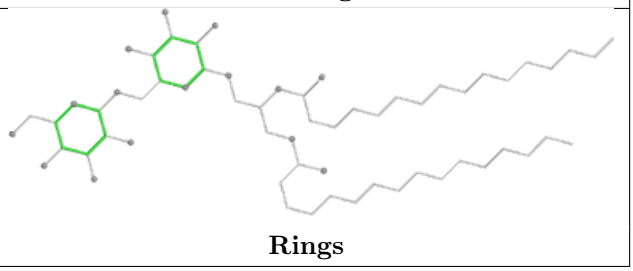

Rings

Ligand CLA aD 404

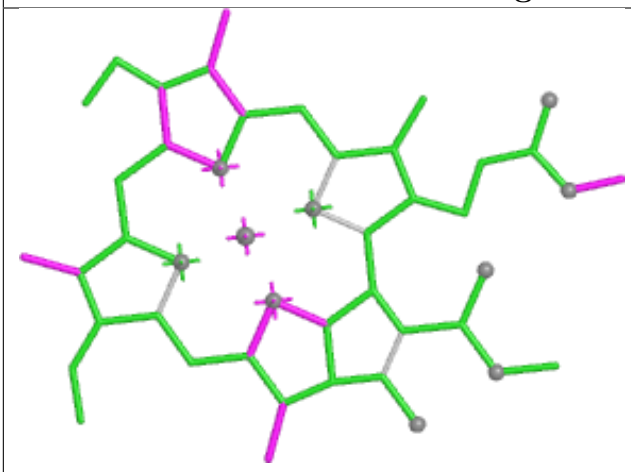

Bond lengths

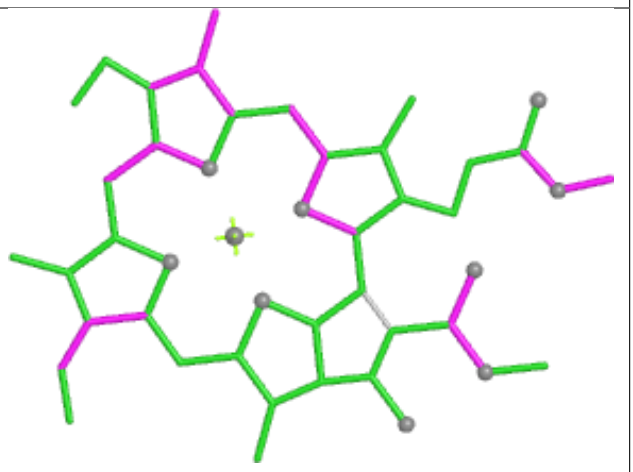

Bond angles

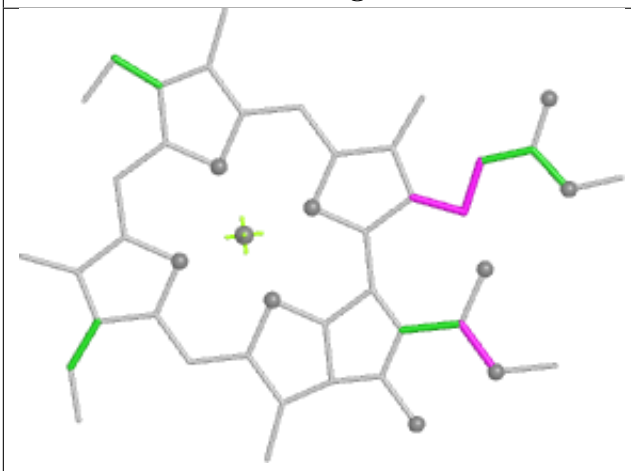

Torsions

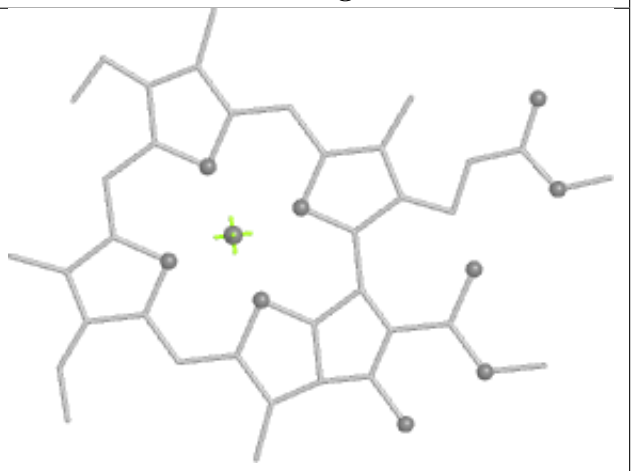

Rings

Ligand CYC NL 201

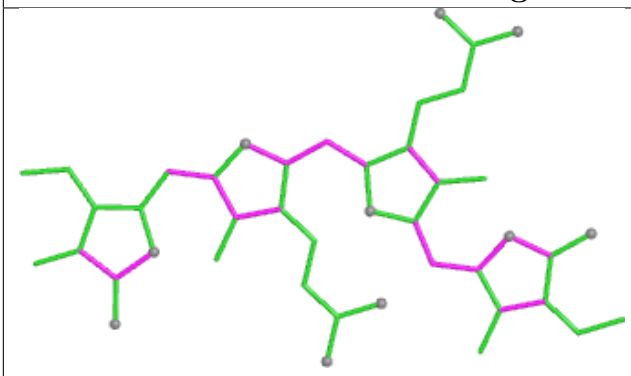

Bond lengths

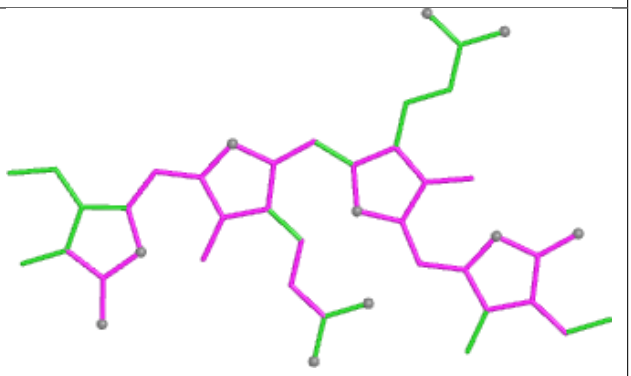

Bond angles

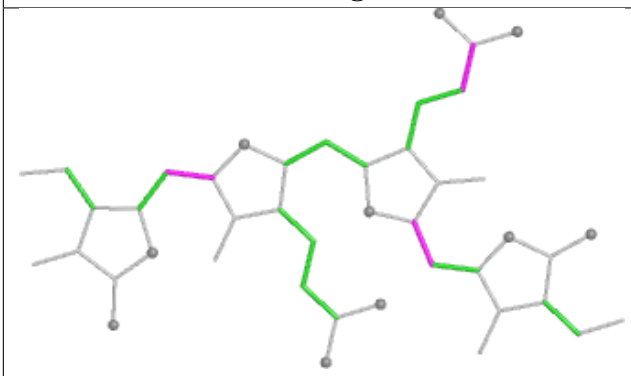

Torsions

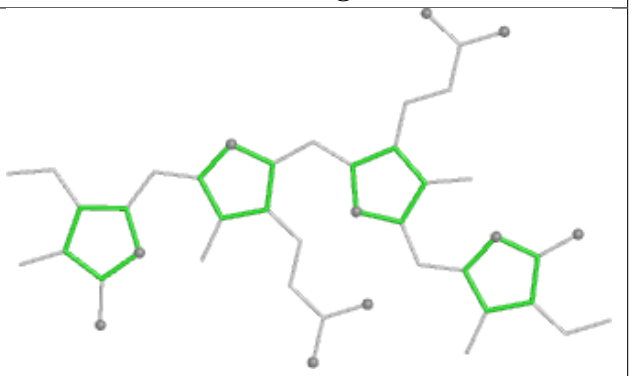

Rings

Ligand CYC IK 201

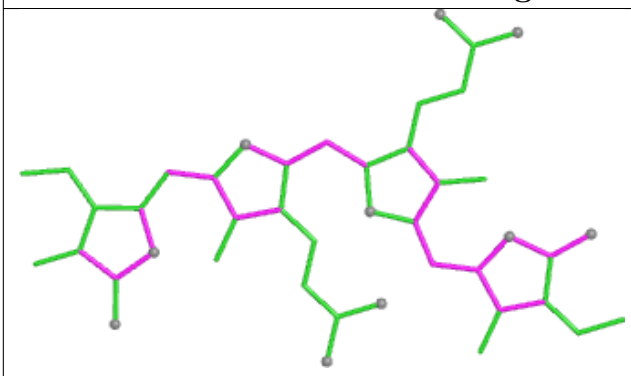

Bond lengths

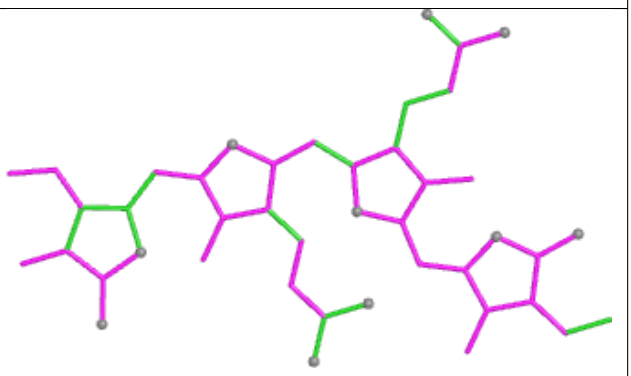

Bond angles

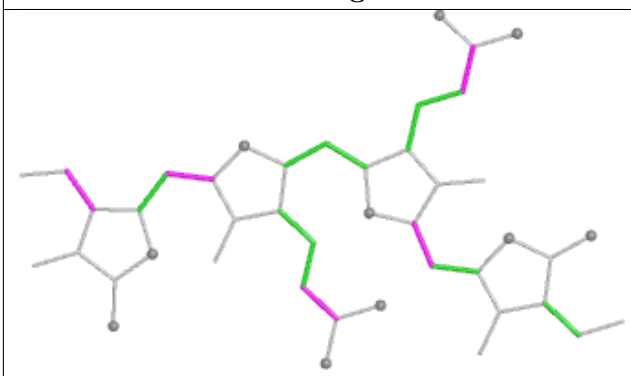

Torsions

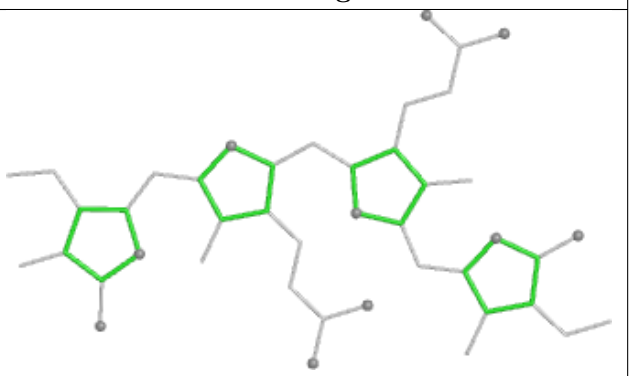

Rings

Ligand CYC eA 201

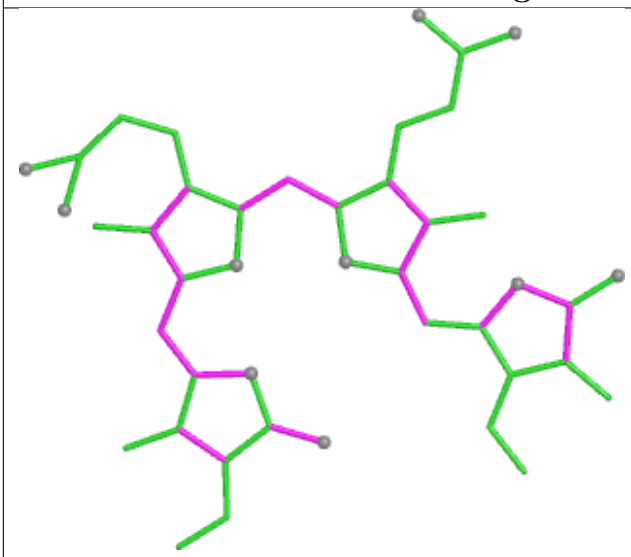

Bond lengths

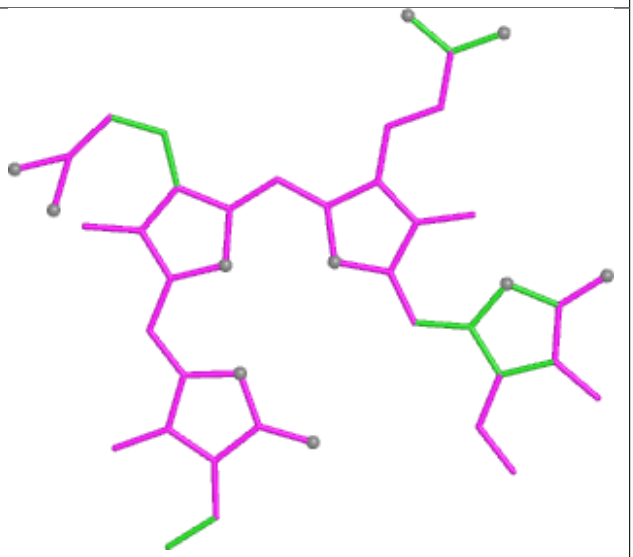

Bond angles

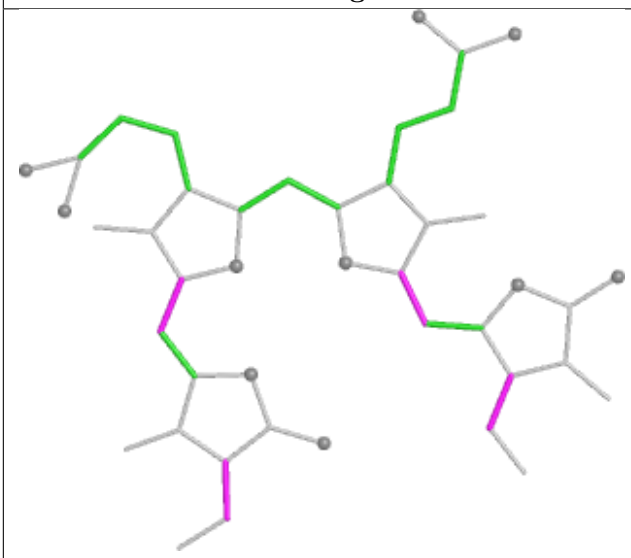

Torsions

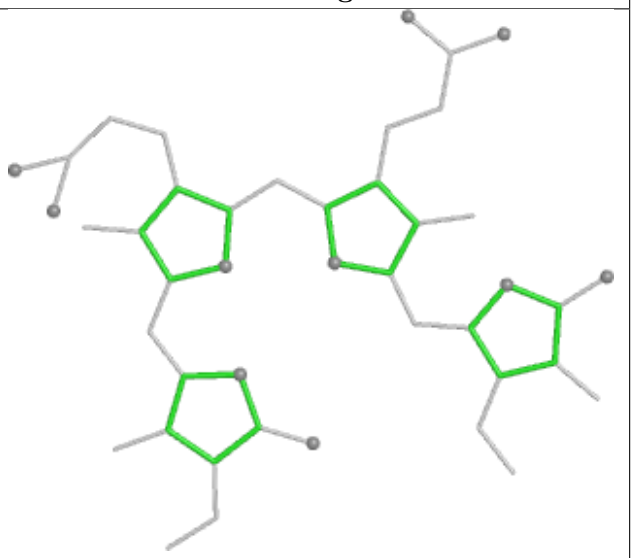

Rings

Ligand CLA c1 503

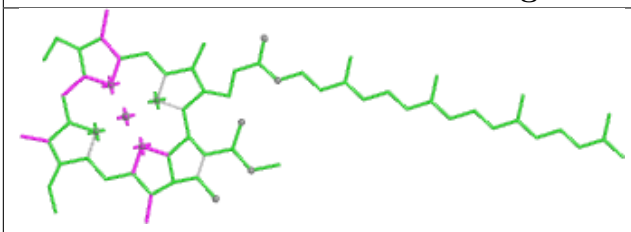

Bond lengths

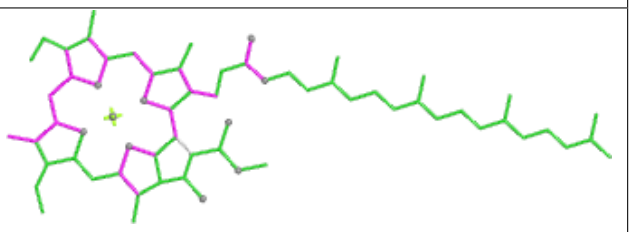

Bond angles

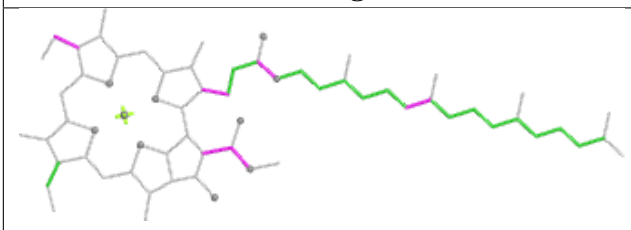

Torsions

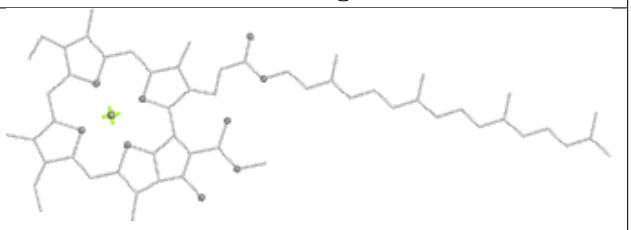

Rings

Ligand CLA hD 101

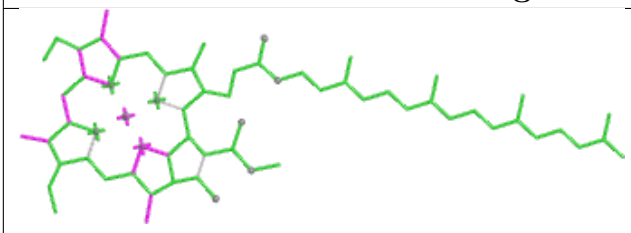

Bond lengths

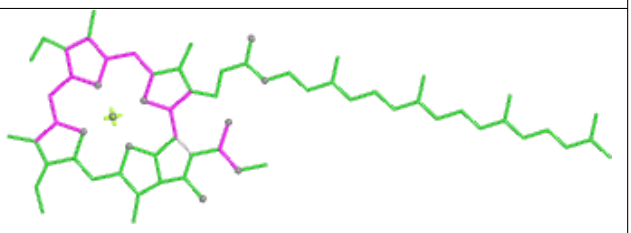

Bond angles

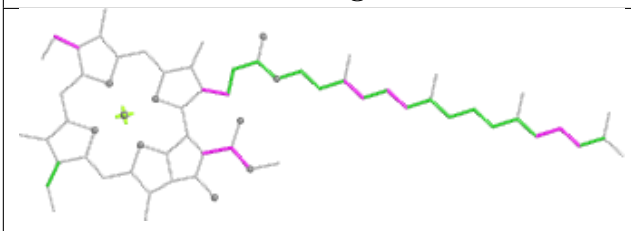

Torsions

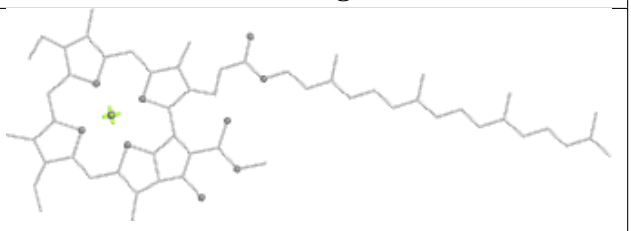

Rings

Ligand CLA bD 606

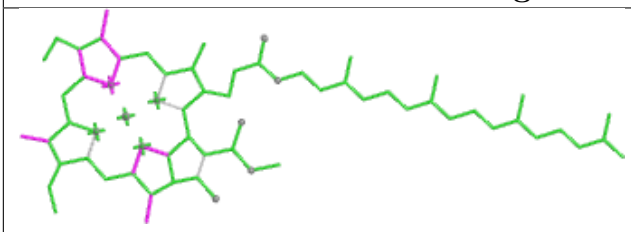

Bond lengths

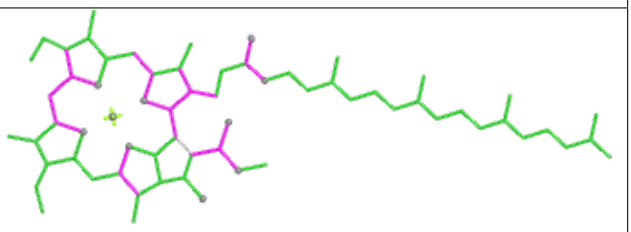

Bond angles

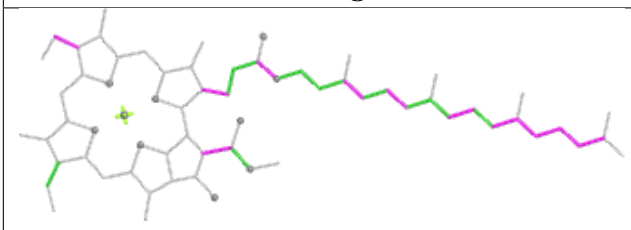

Torsions

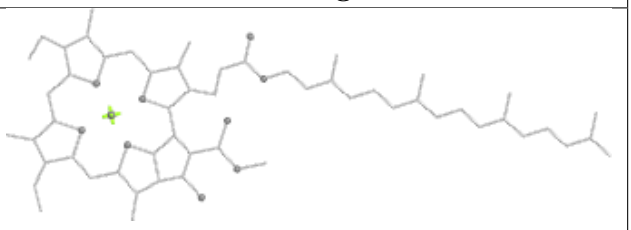

Rings

Ligand DGD CE 517

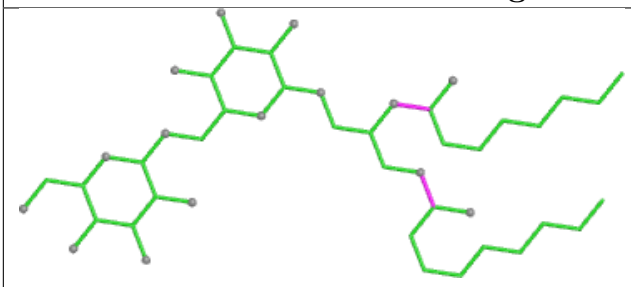

Bond lengths

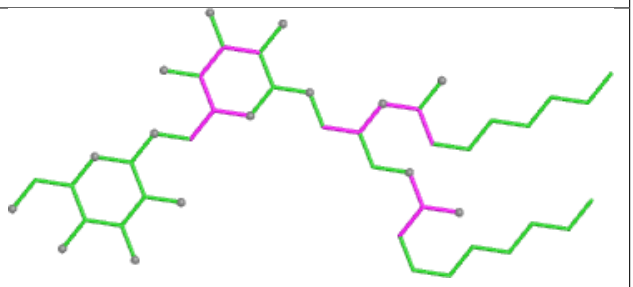

Bond angles

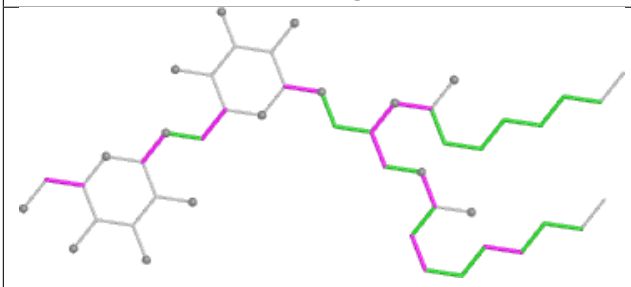

Torsions

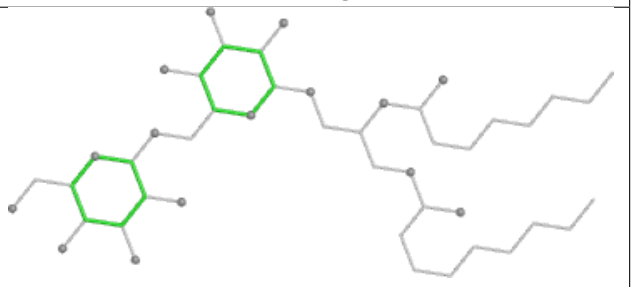

Rings

Ligand SQD B1 622

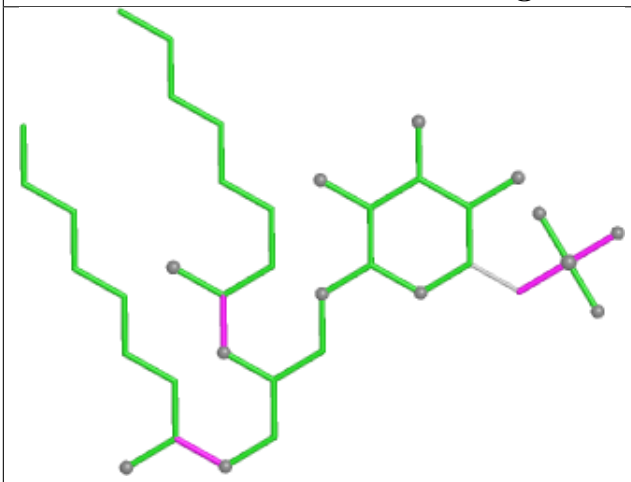

Bond lengths

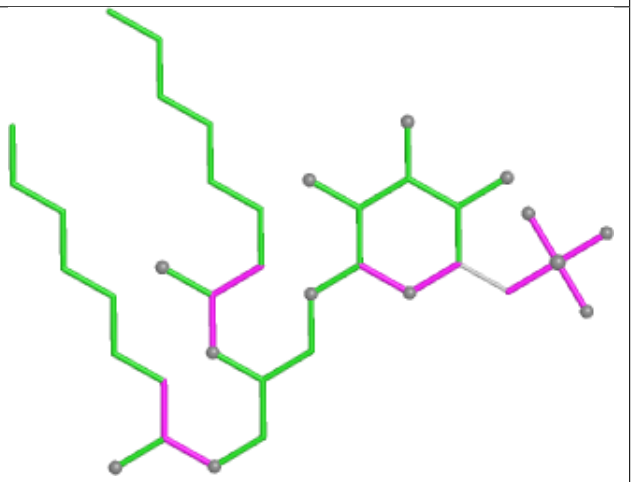

Bond angles

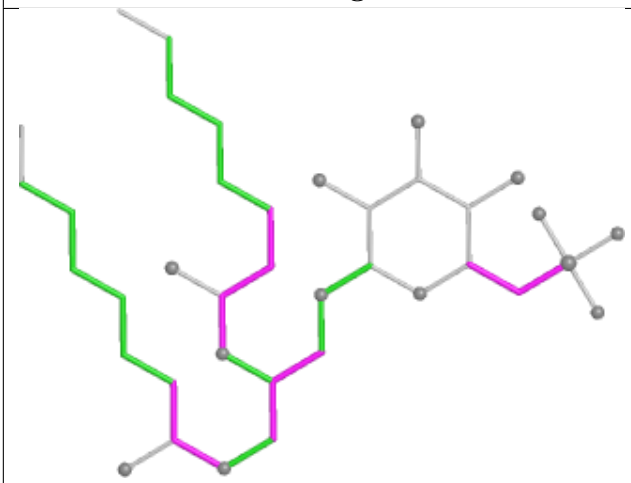

Torsions

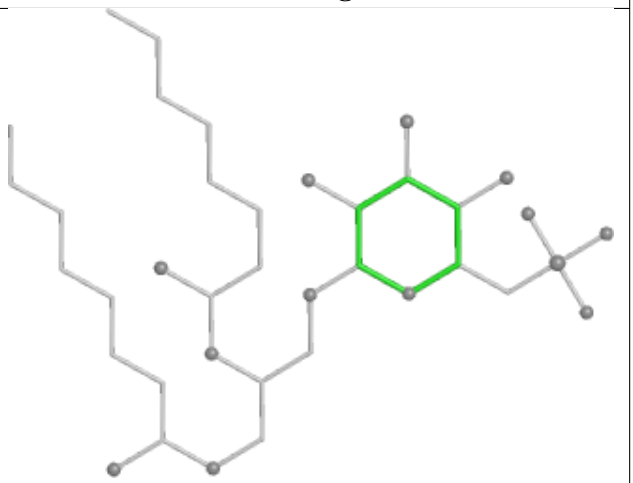

Rings

Ligand CLA BE 613

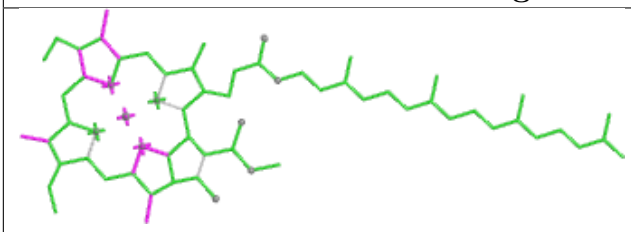

Bond lengths

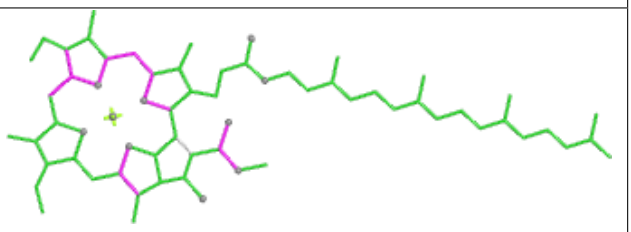

Bond angles

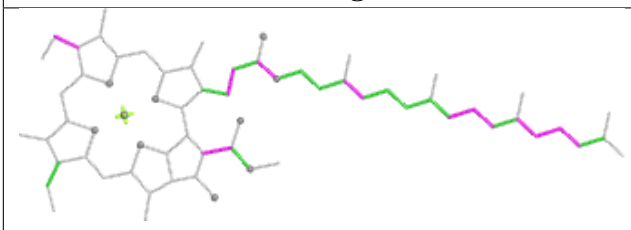

Torsions

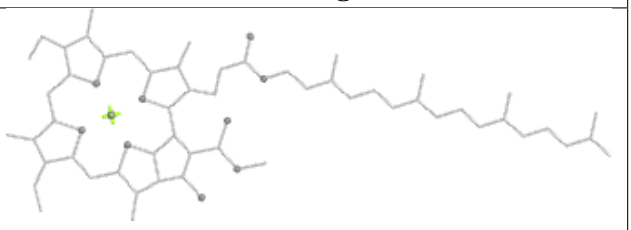

Rings

Ligand CLA B1 614

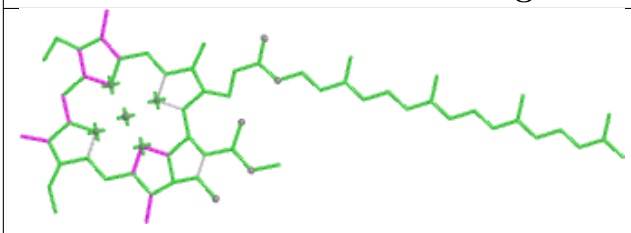

Bond lengths

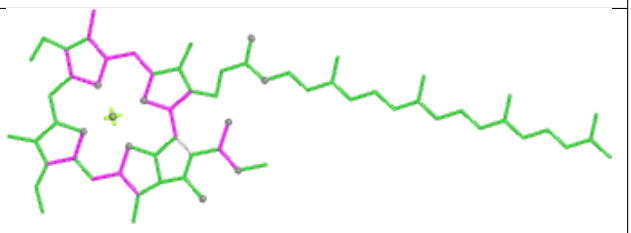

Bond angles

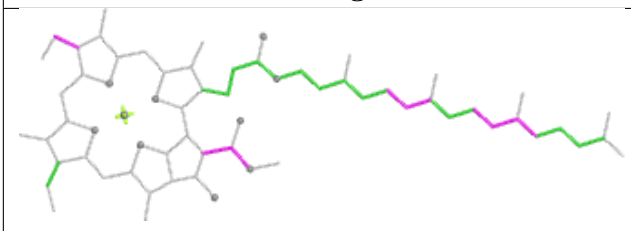

Torsions

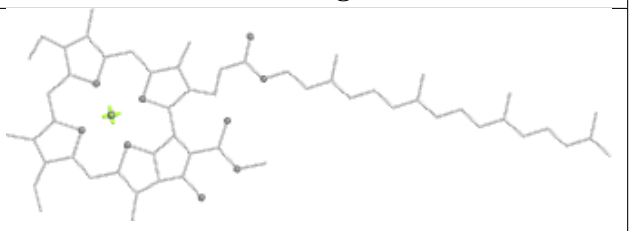

Rings

Ligand LMG yE 101

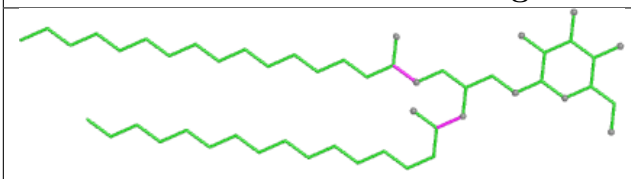

Bond lengths

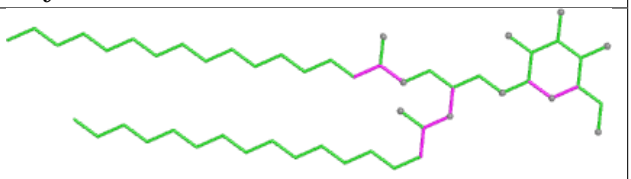

Bond angles

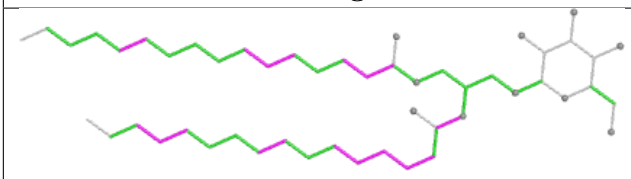

Torsions

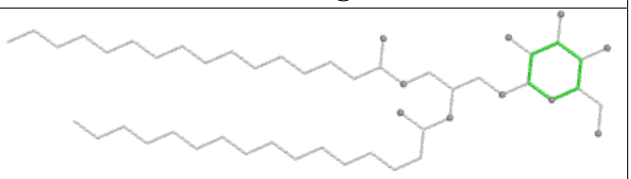

Rings

Ligand DGD hD 104

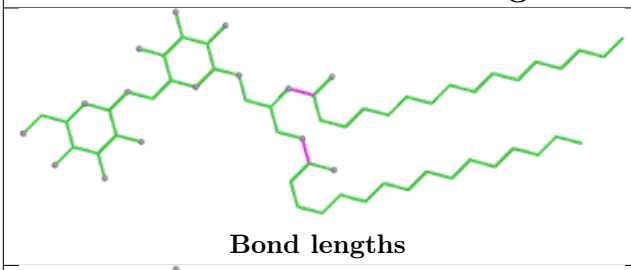

Bond lengths

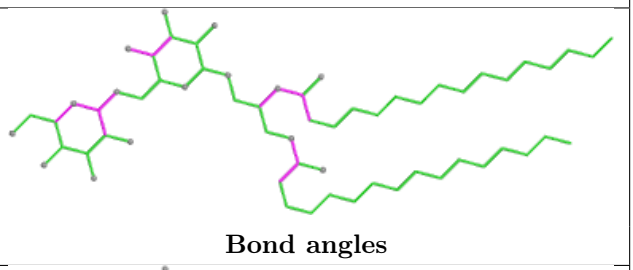

Bond angles

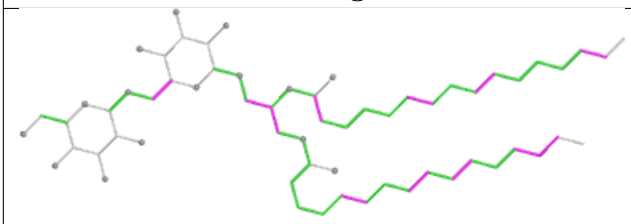

Torsions

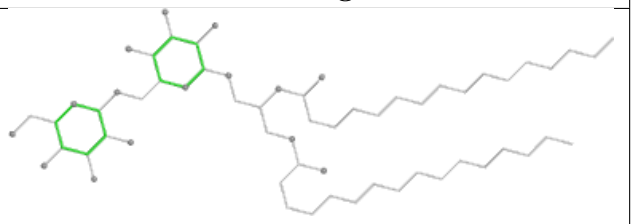

Rings

Ligand CYC iC 201

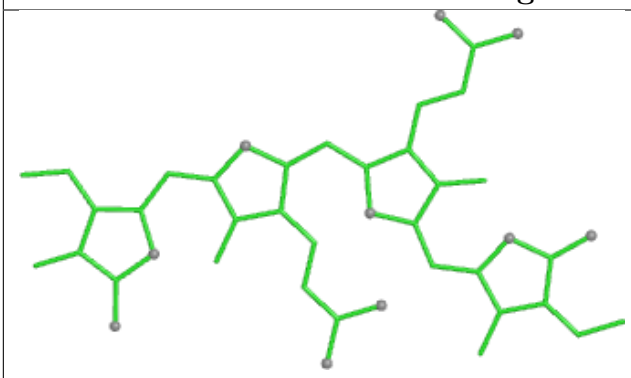

Bond lengths

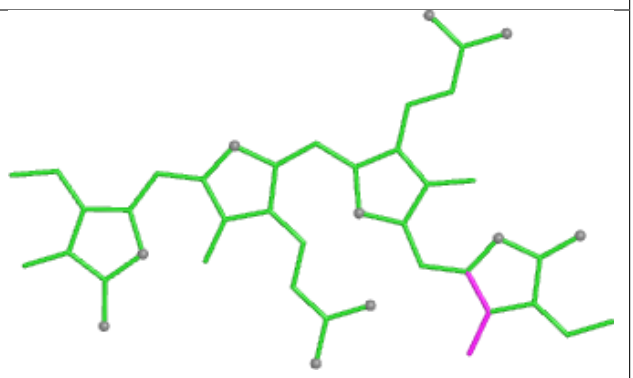

Bond angles

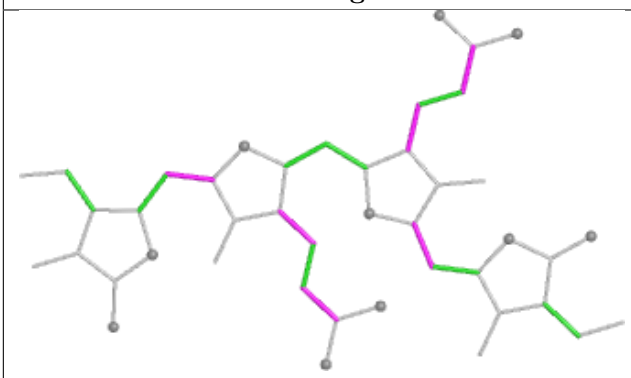

Torsions

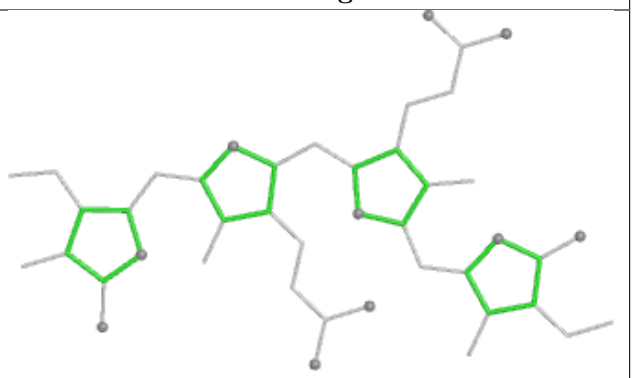

Rings

Ligand SQD LD 101

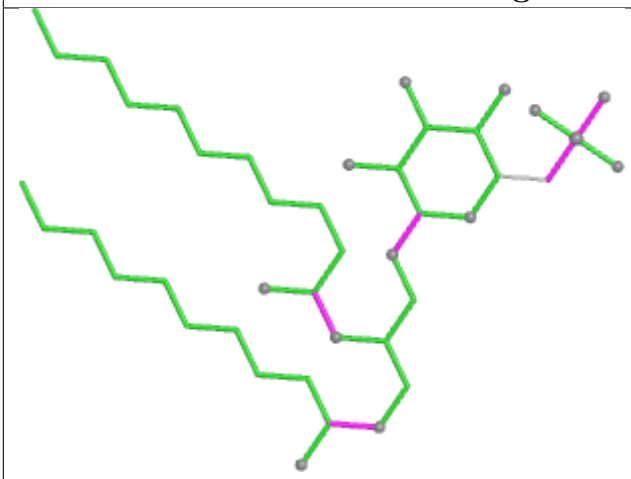

Bond lengths

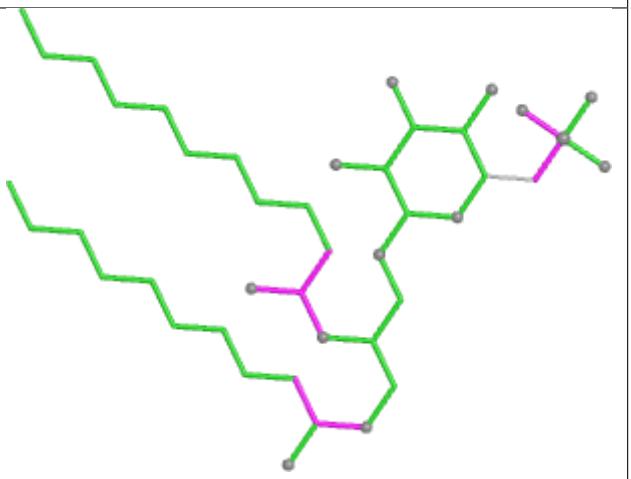

Bond angles

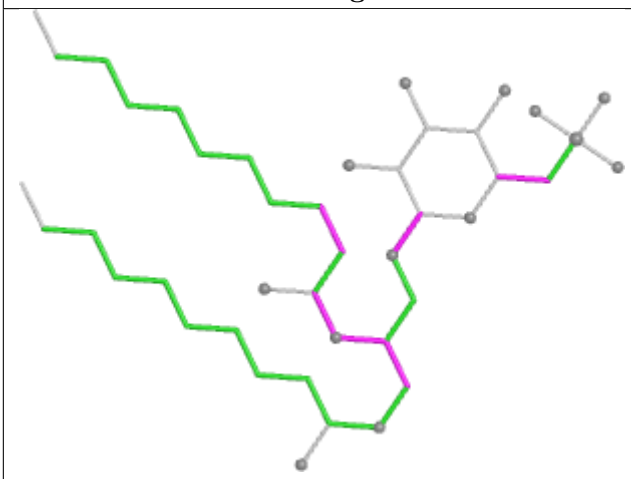

Torsions

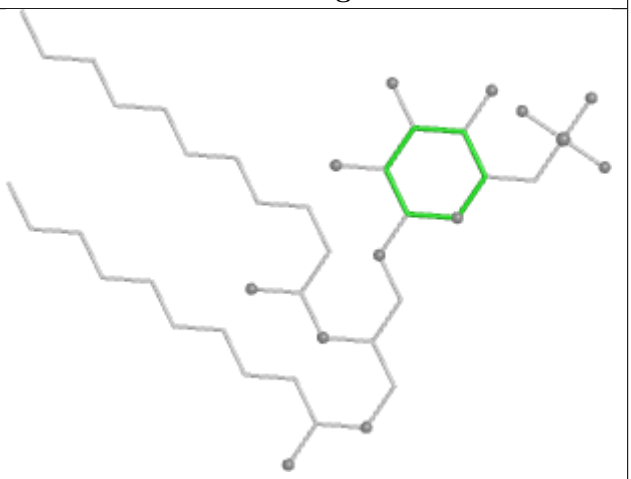

Rings

Ligand LMG J1 102

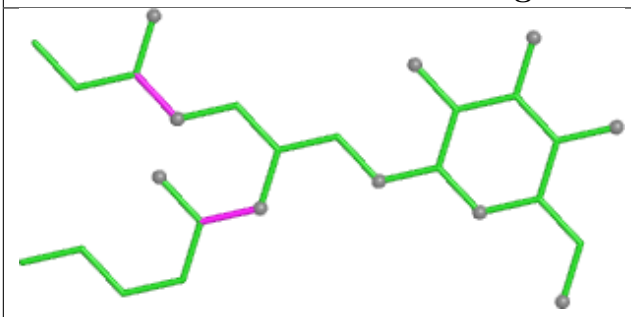

Bond lengths

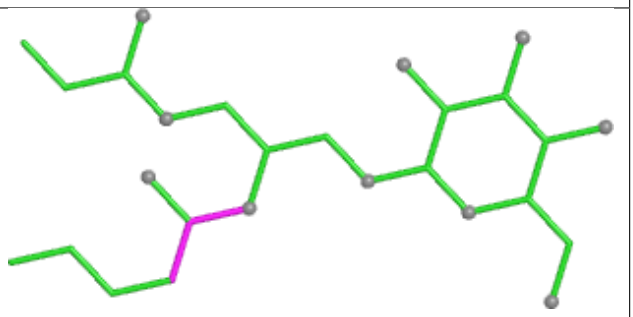

Bond angles

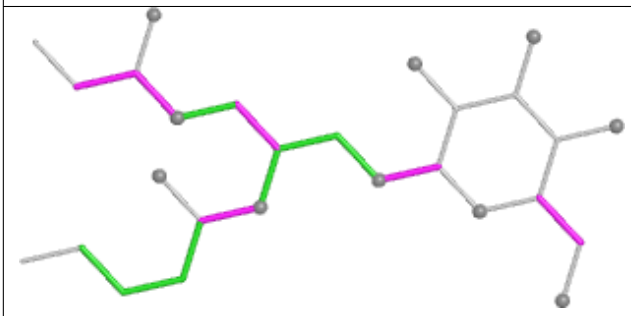

Torsions

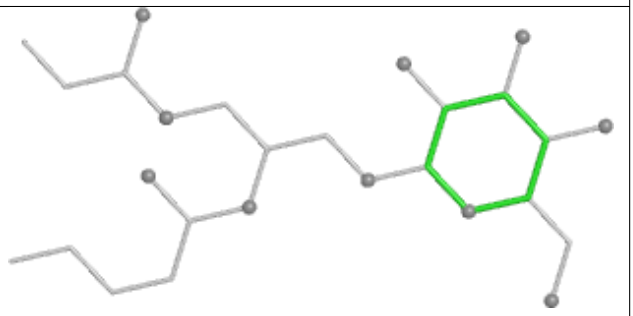

Rings

Ligand CYC RL 201

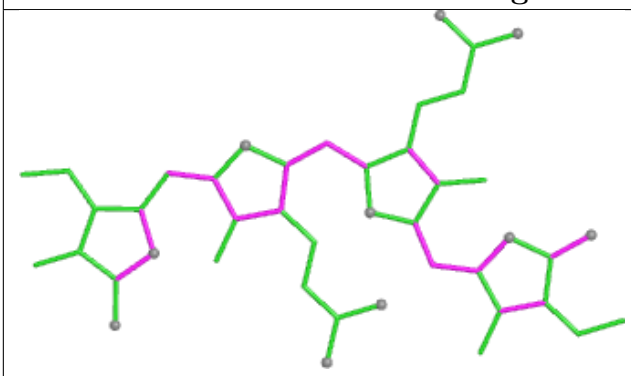

Bond lengths

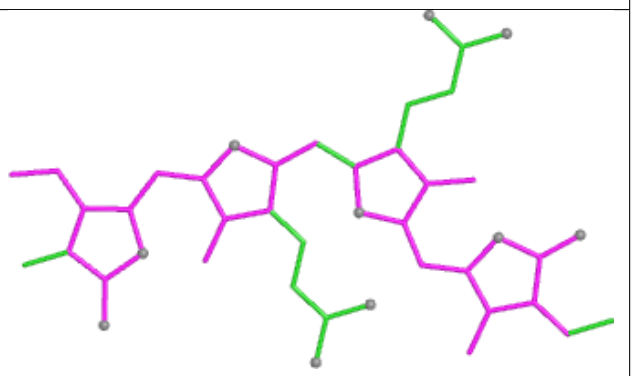

Bond angles

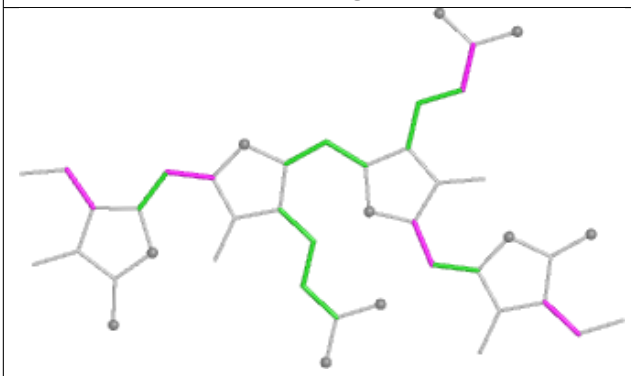

Torsions

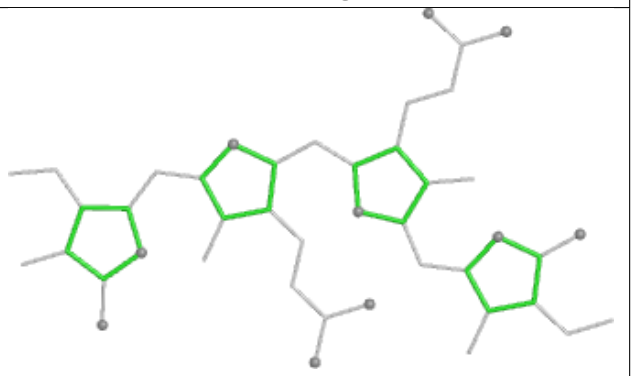

Rings

Ligand CYC XK 201

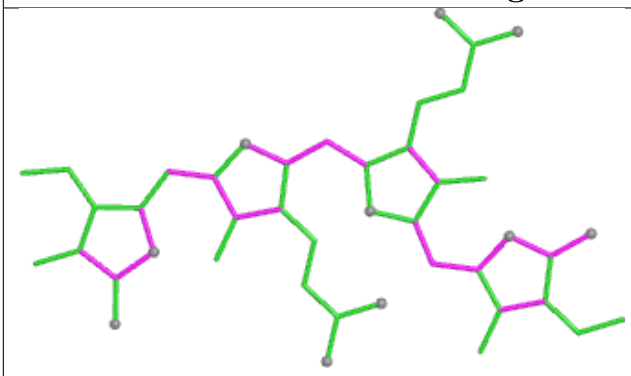

Bond lengths

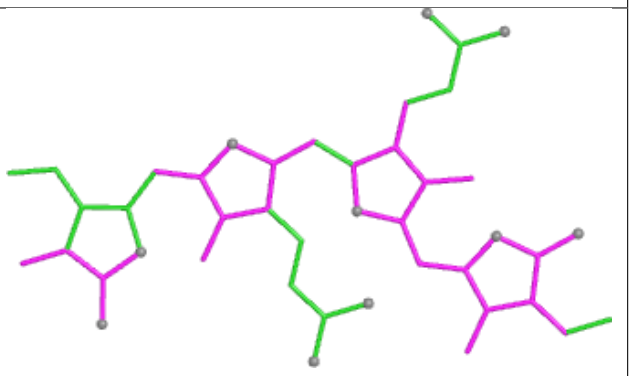

Bond angles

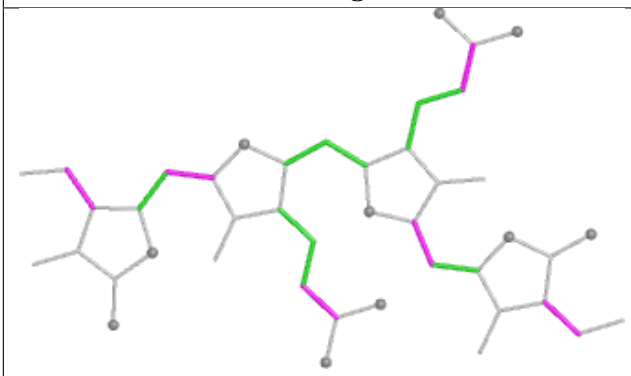

Torsions

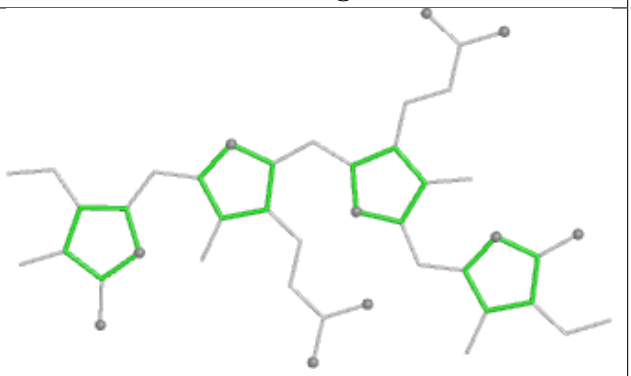

Rings

Ligand CYC m3 201

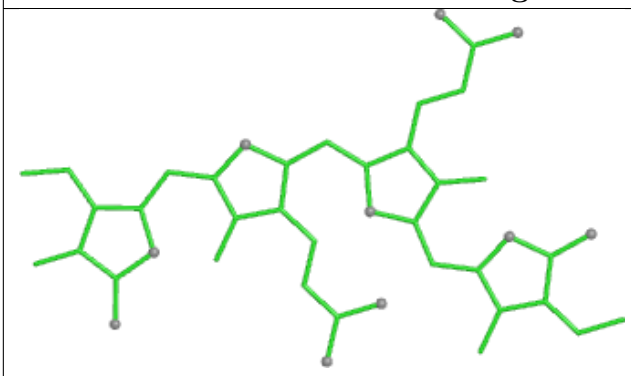

Bond lengths

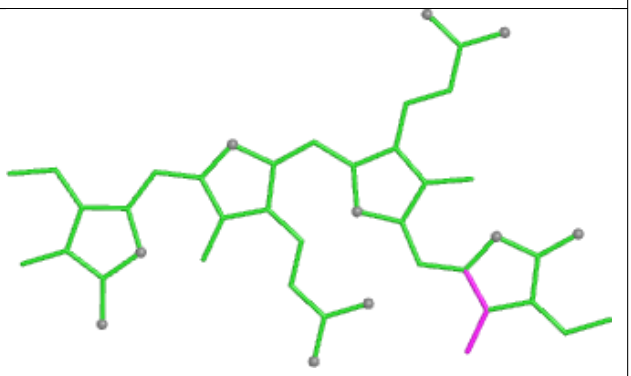

Bond angles

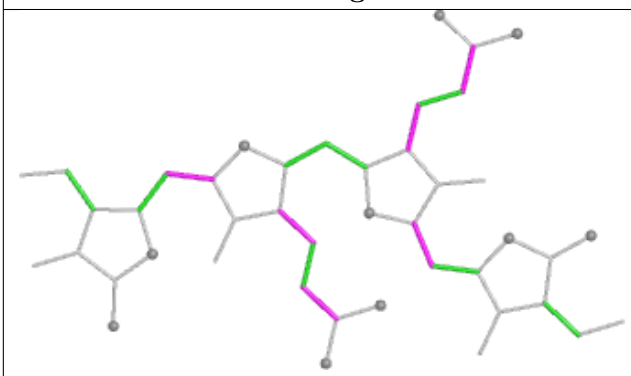

Torsions

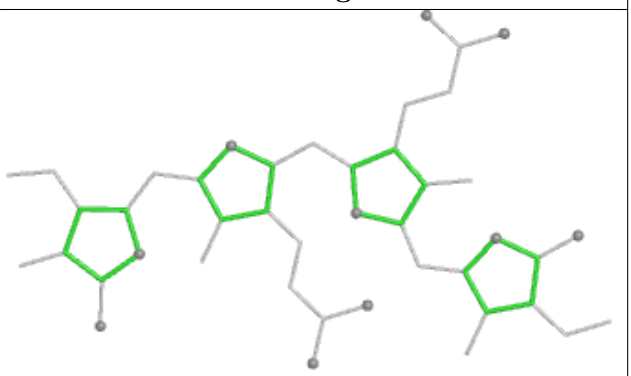

Rings

Ligand CYC 3F 101

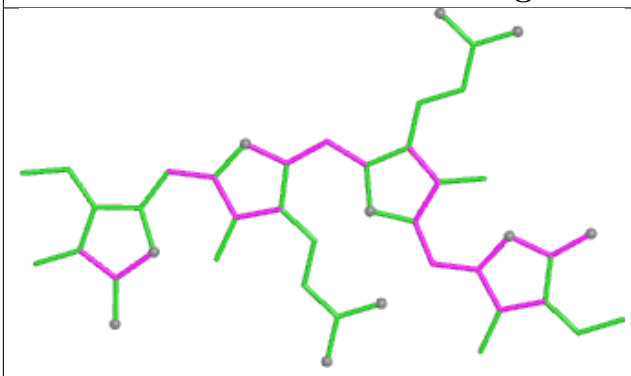

Bond lengths

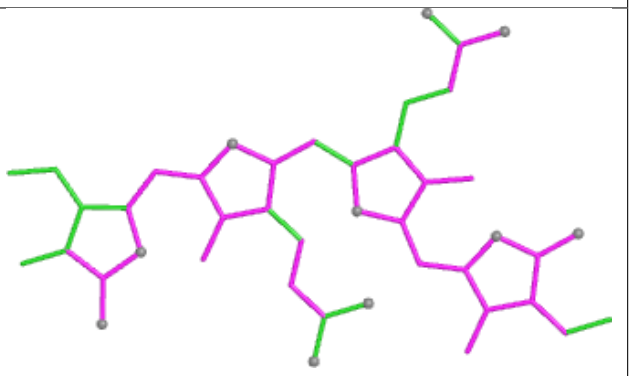

Bond angles

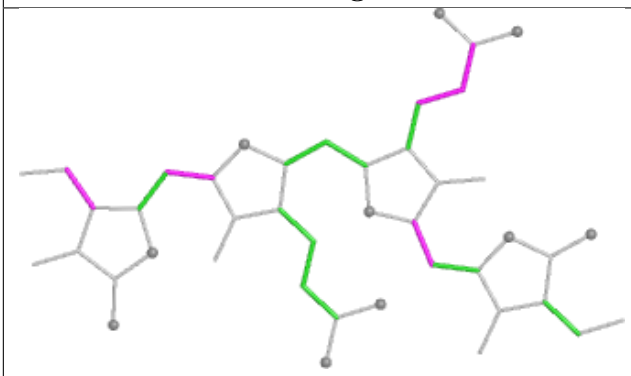

Torsions

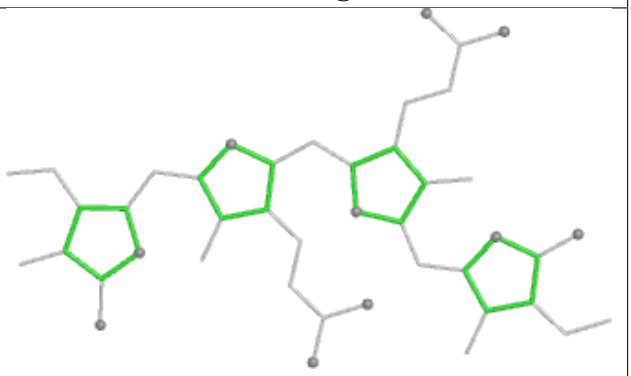

Rings

Ligand CYC 6L 201

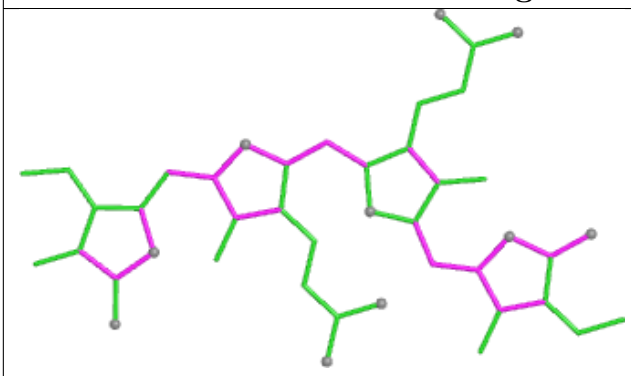

Bond lengths

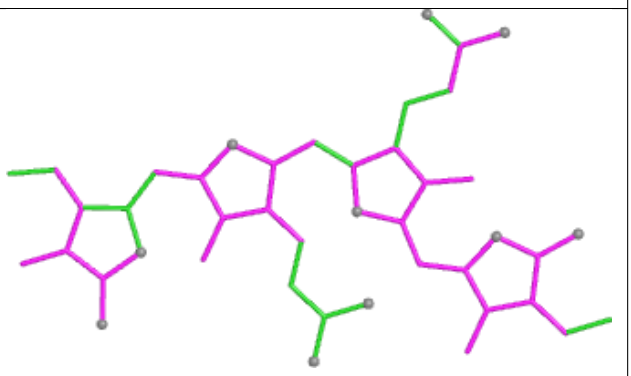

Bond angles

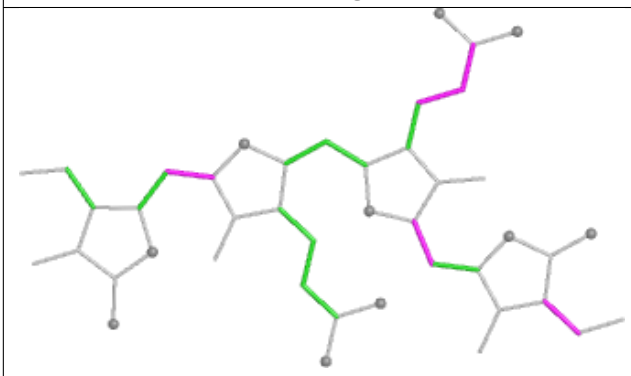

Torsions

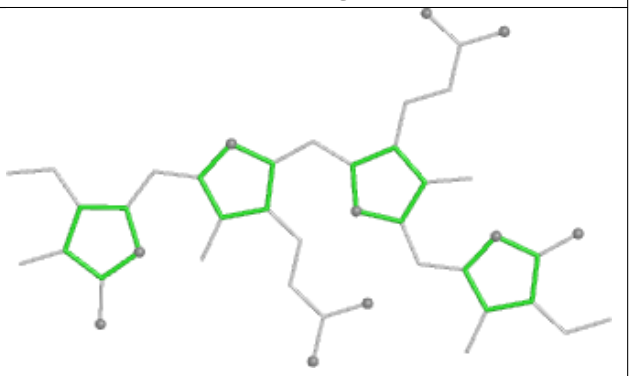

Rings

Ligand DGD C1 517

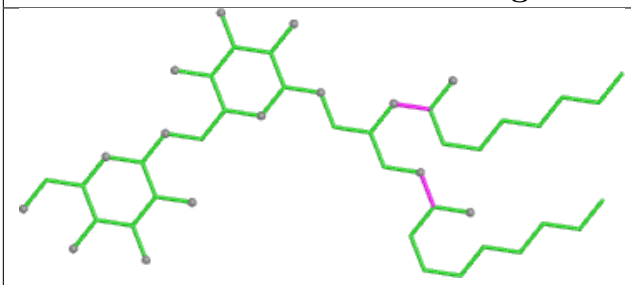

Bond lengths

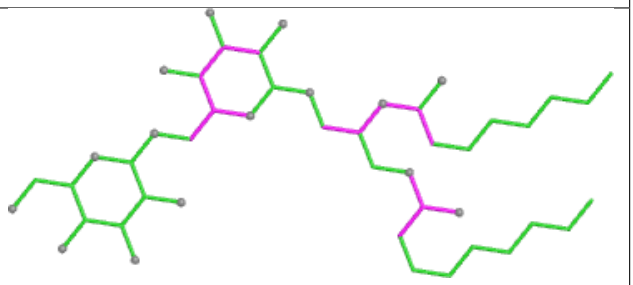

Bond angles

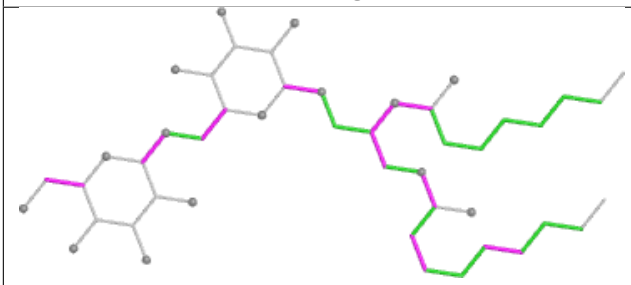

Torsions

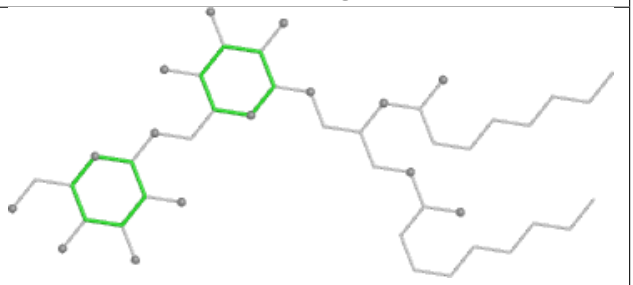

Rings

Ligand CLA d1 406

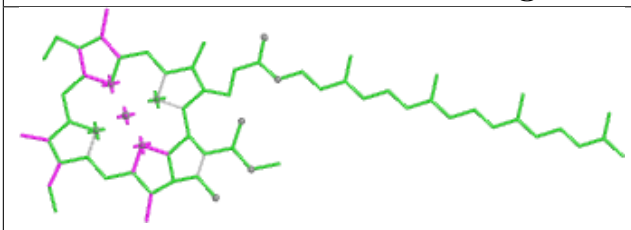

Bond lengths

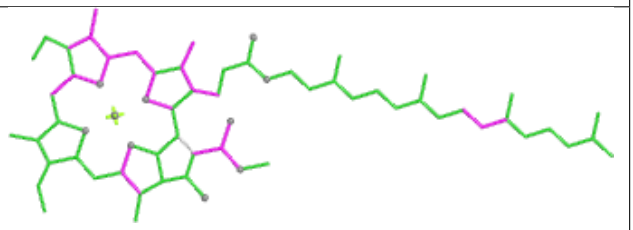

Bond angles

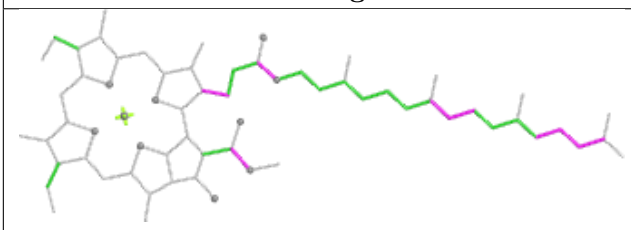

Torsions

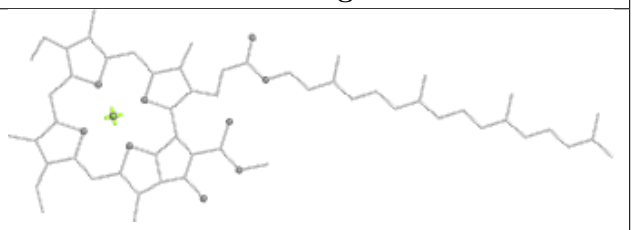

Rings

Ligand CYC VG 201

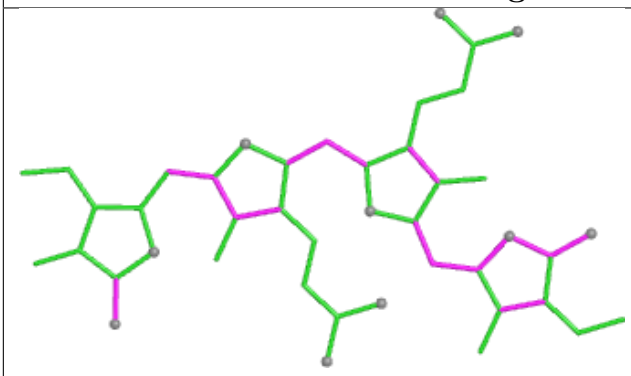

Bond lengths

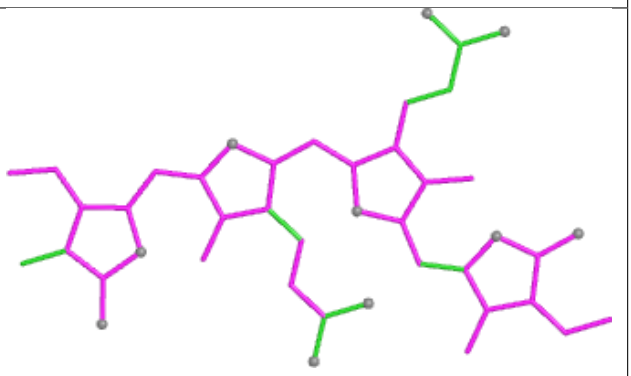

Bond angles

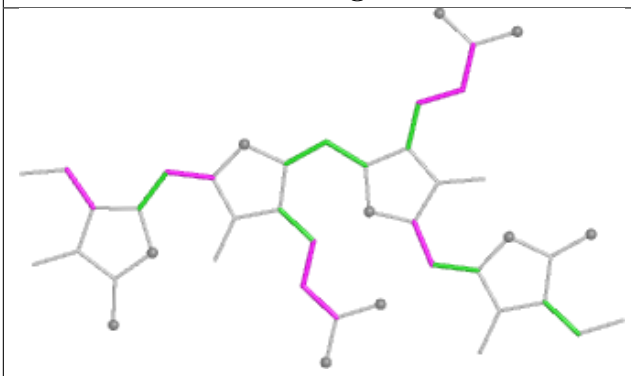

Torsions

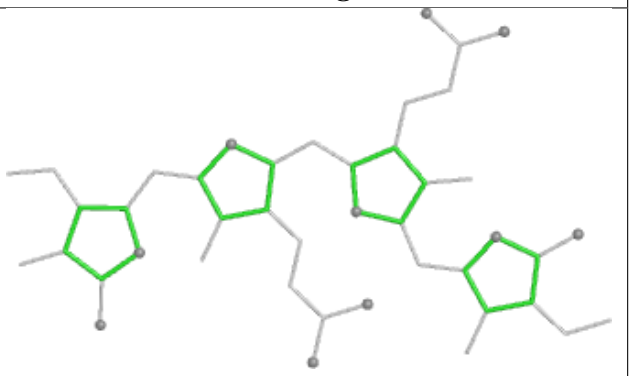

Rings

Ligand CYC f9 201

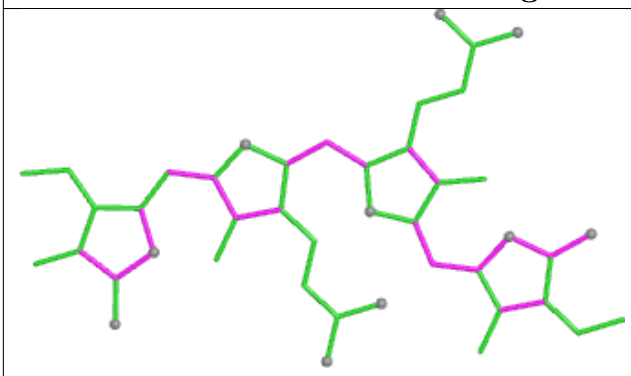

Bond lengths

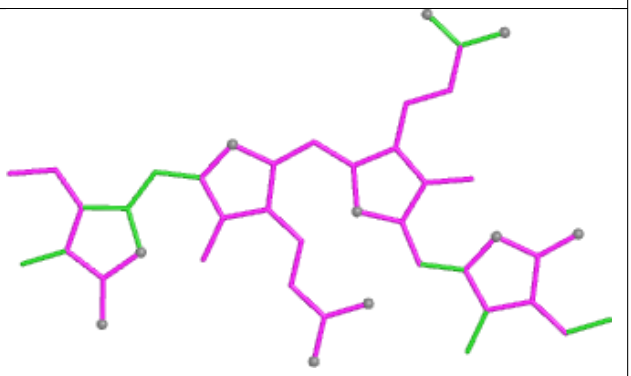

Bond angles

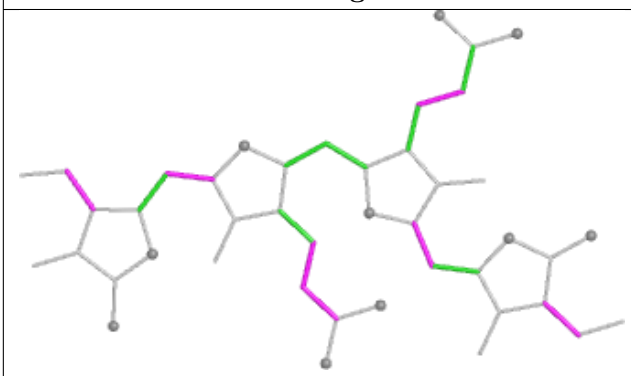

Torsions

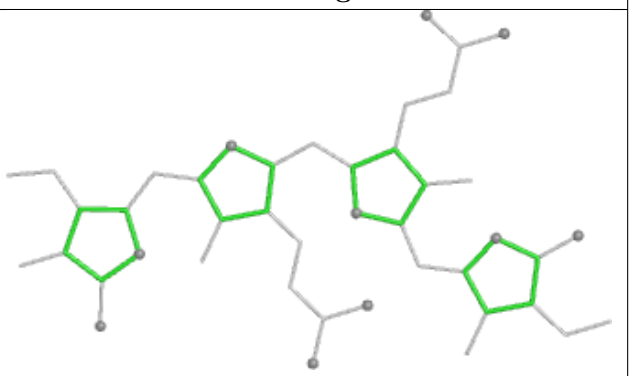

Rings

Ligand CYC lA 201

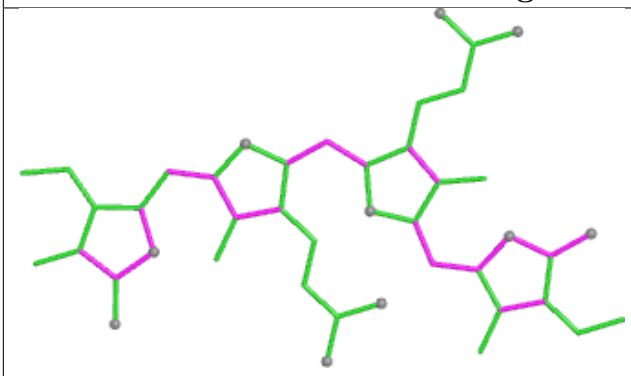

Bond lengths

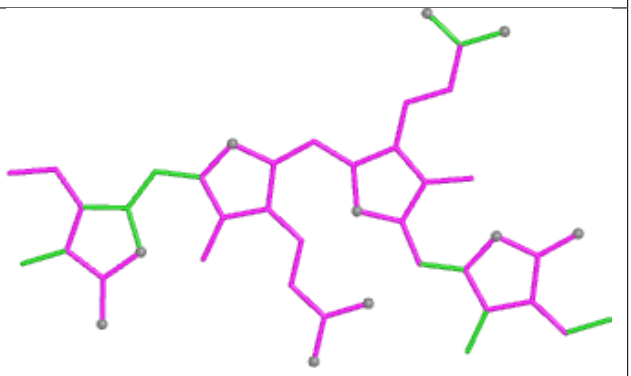

Bond angles

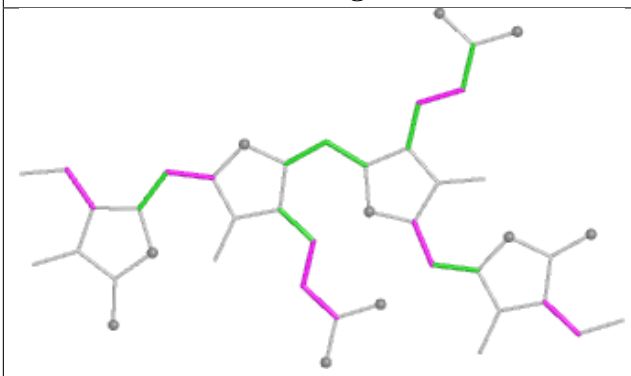

Torsions

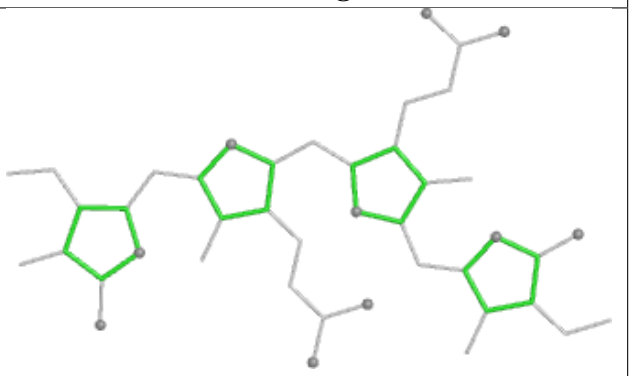

Rings

Ligand CYC hJ 201

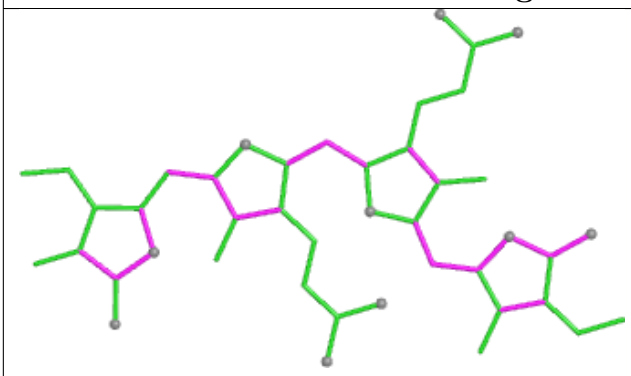

Bond lengths

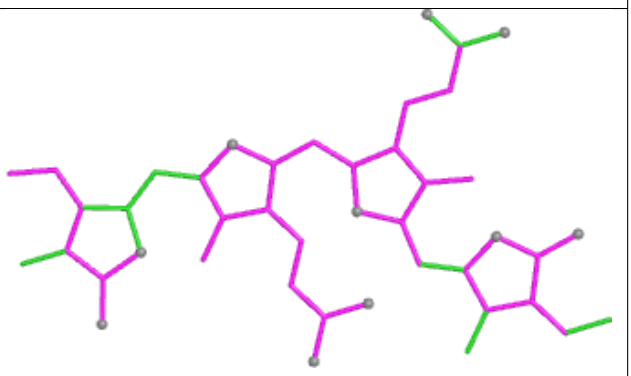

Bond angles

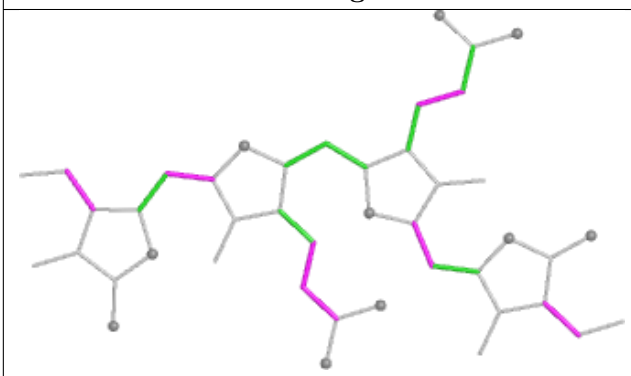

Torsions

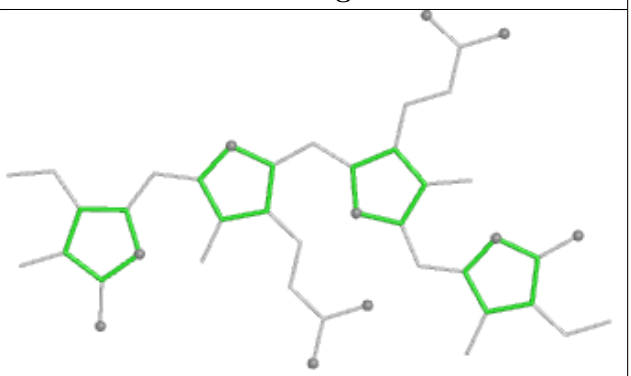

Rings

Ligand CYC jC 202

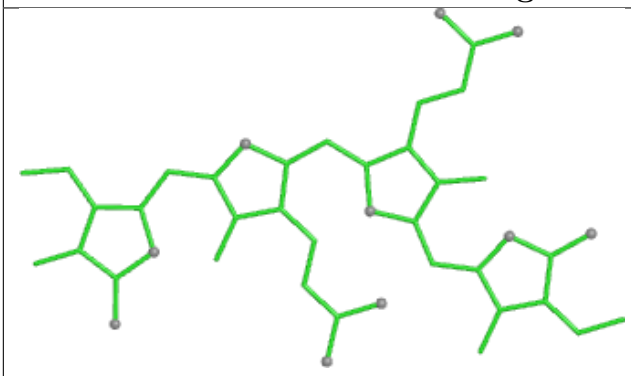

Bond lengths

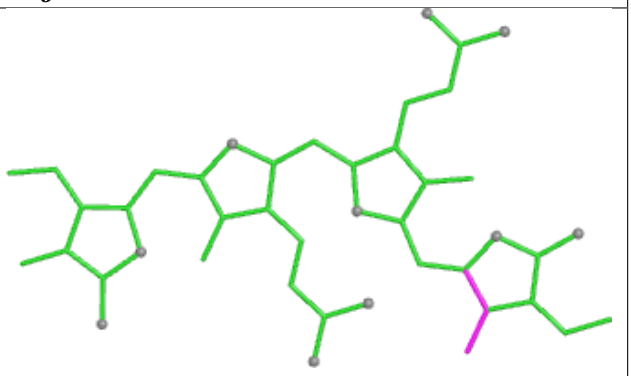

Bond angles

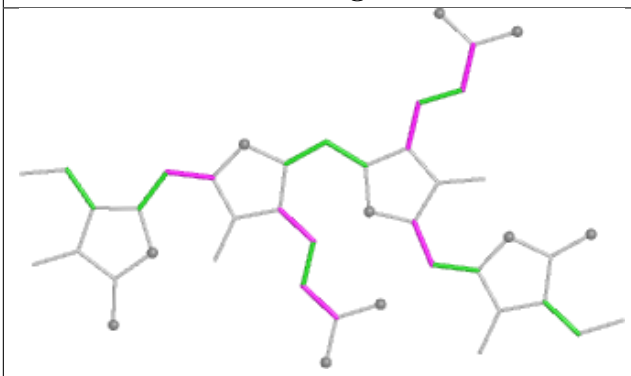

Torsions

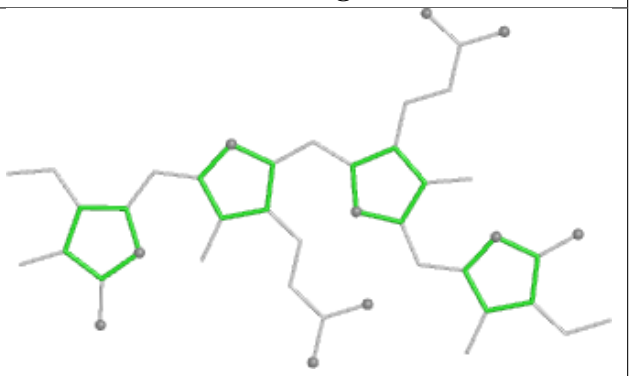

Rings

Ligand CYC gC 302

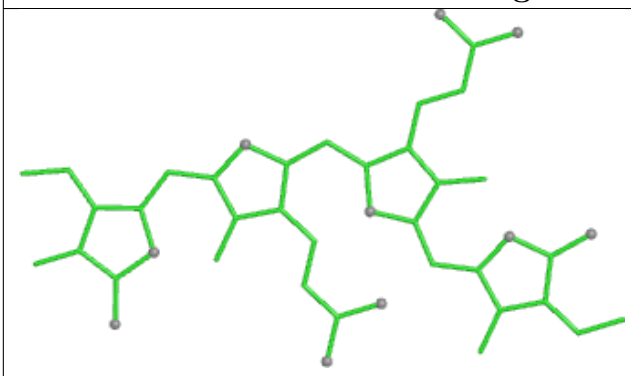

Bond lengths

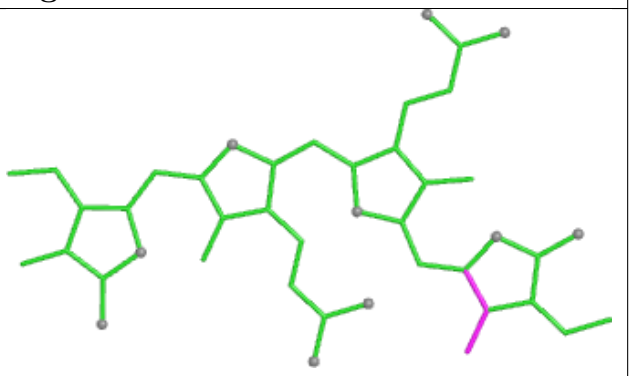

Bond angles

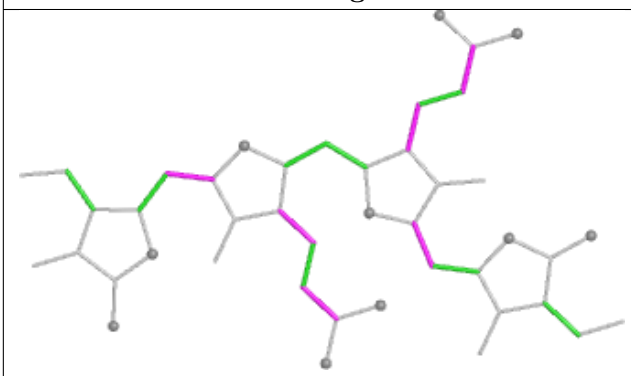

Torsions

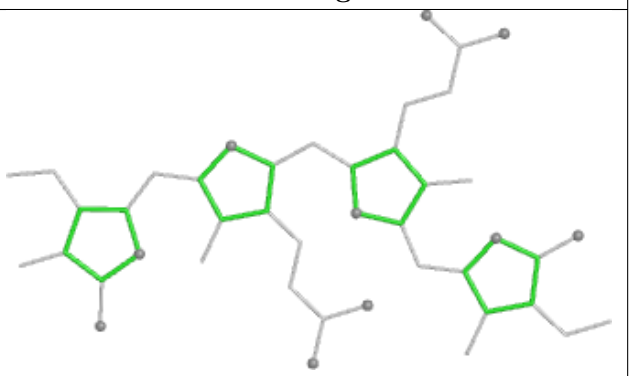

Rings

Ligand CLA CD 509

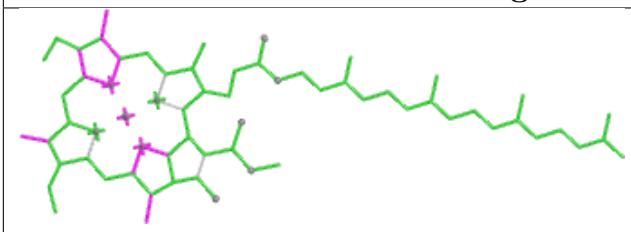

Bond lengths

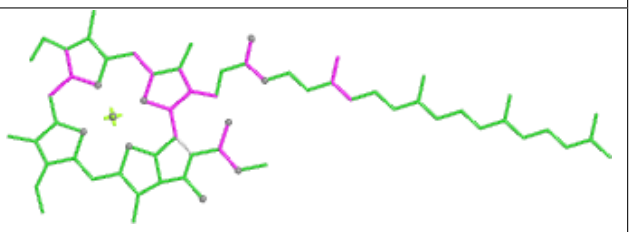

Bond angles

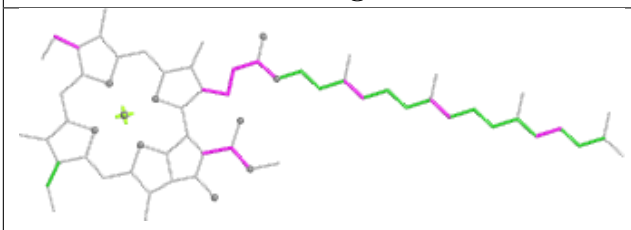

Torsions

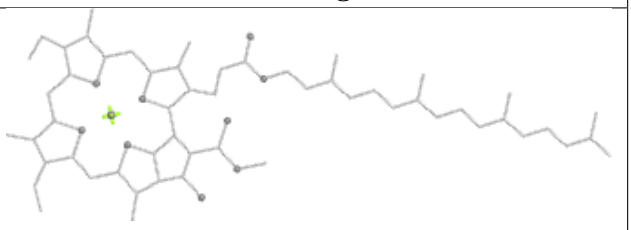

Rings

Ligand CYC 5G 201

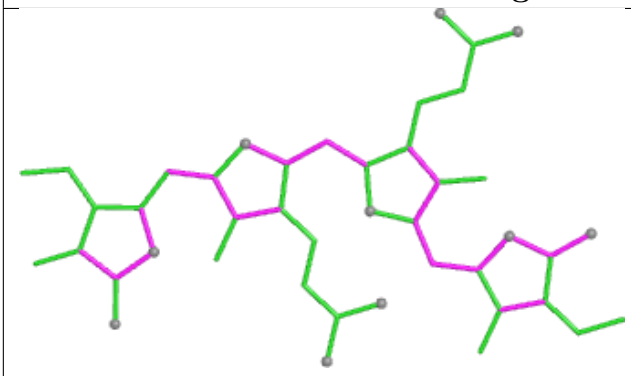

Bond lengths

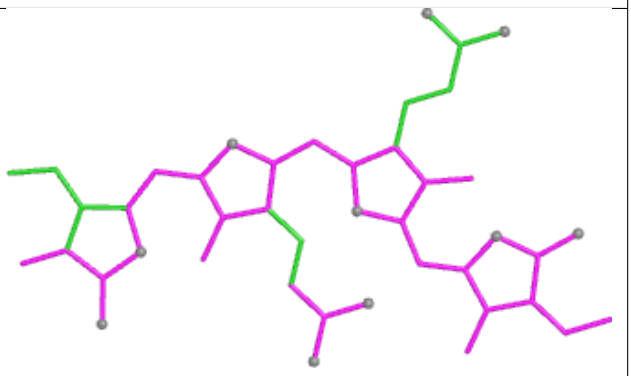

Bond angles

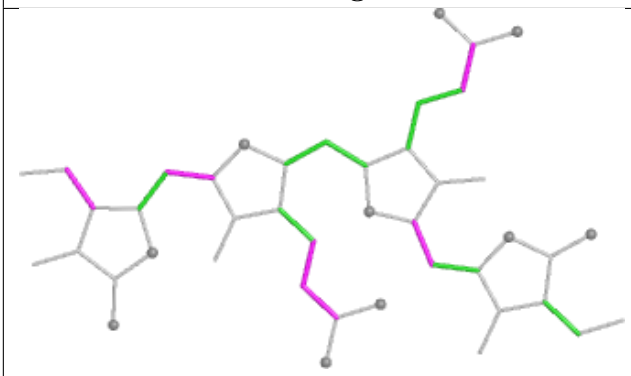

Torsions

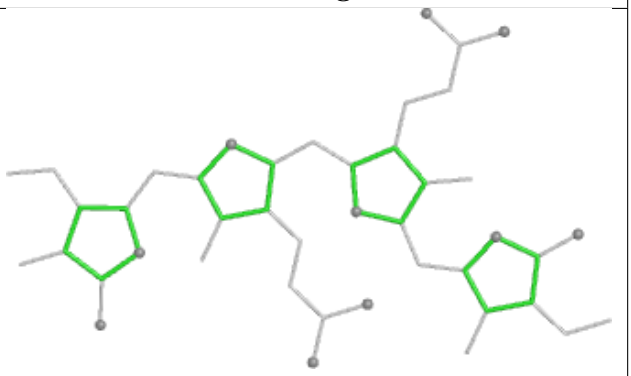

Rings

Ligand LHG lE 101

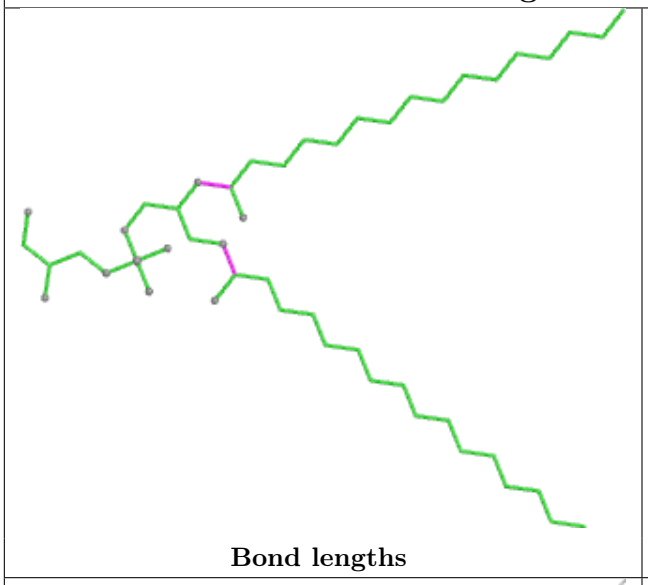

Bond lengths

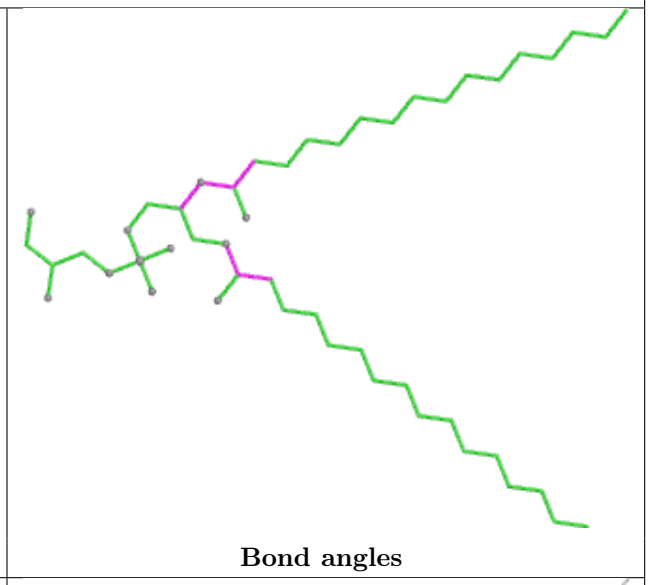

Bond angles

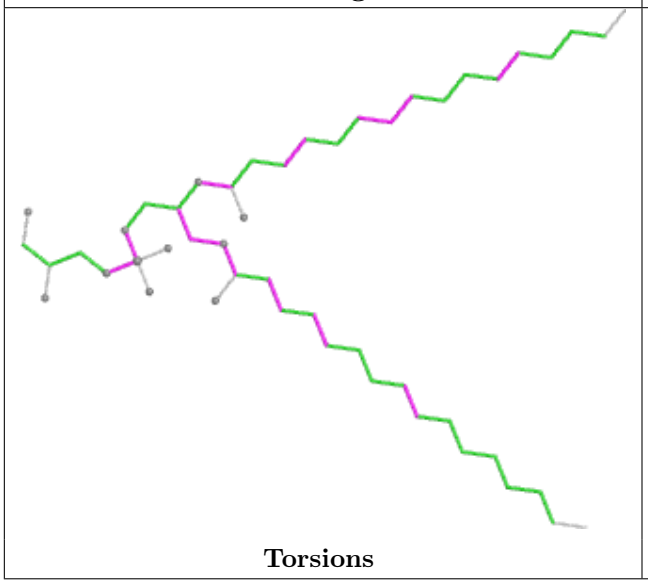

Torsions

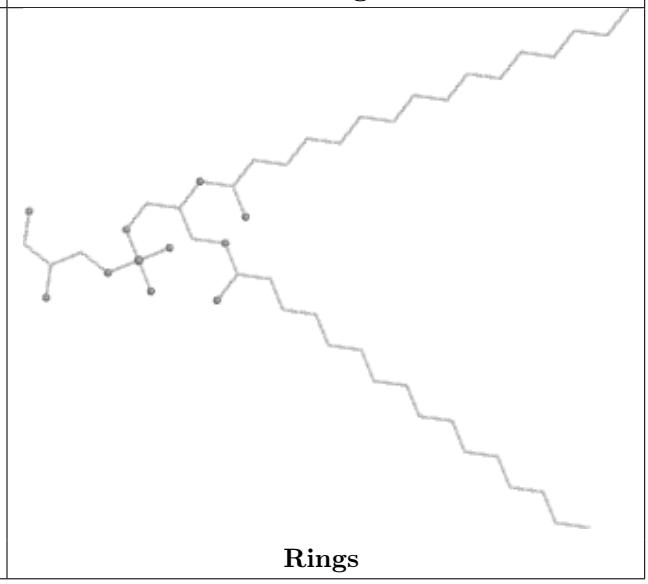

Rings

Ligand CYC dA 201

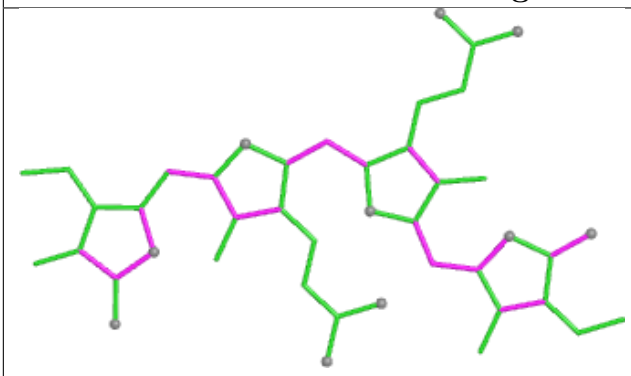

Bond lengths

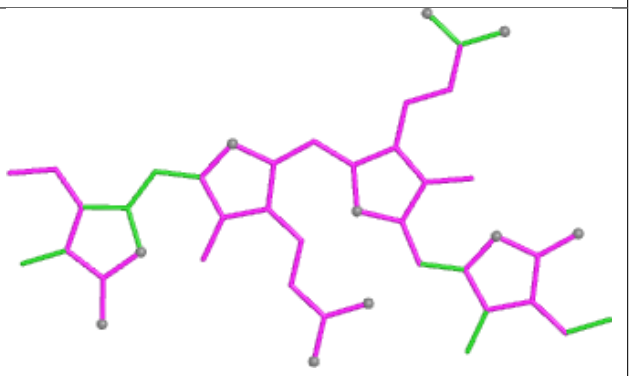

Bond angles

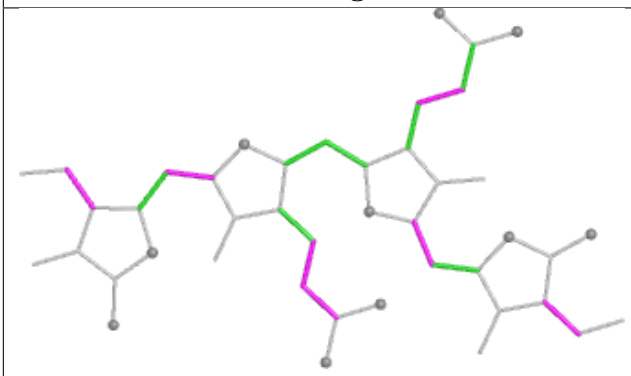

Torsions

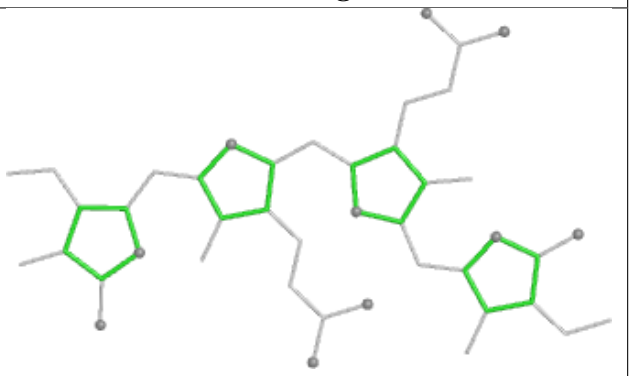

Rings

Ligand CYC gA 301

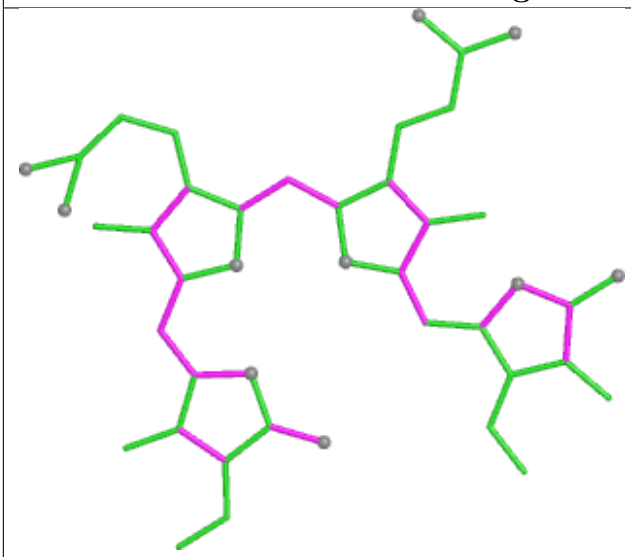

Bond lengths

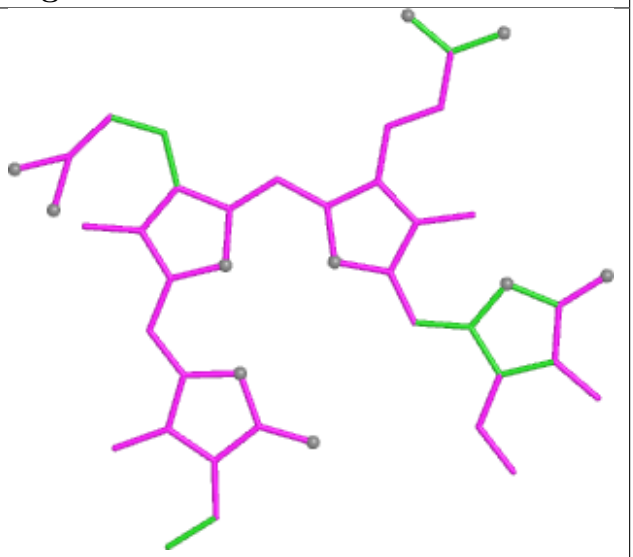

Bond angles

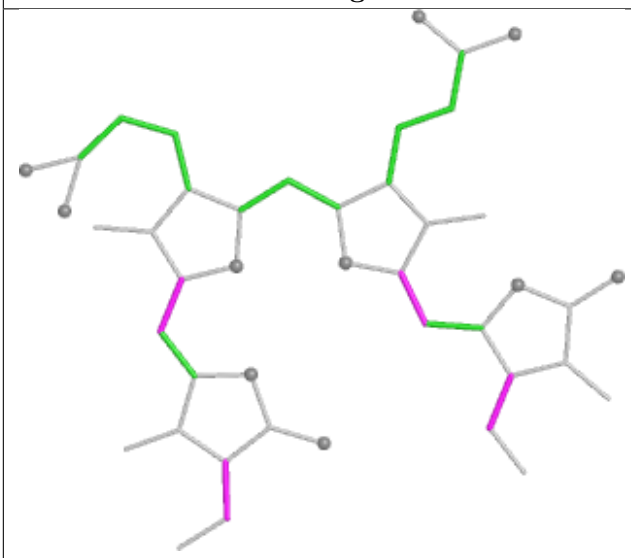

Torsions

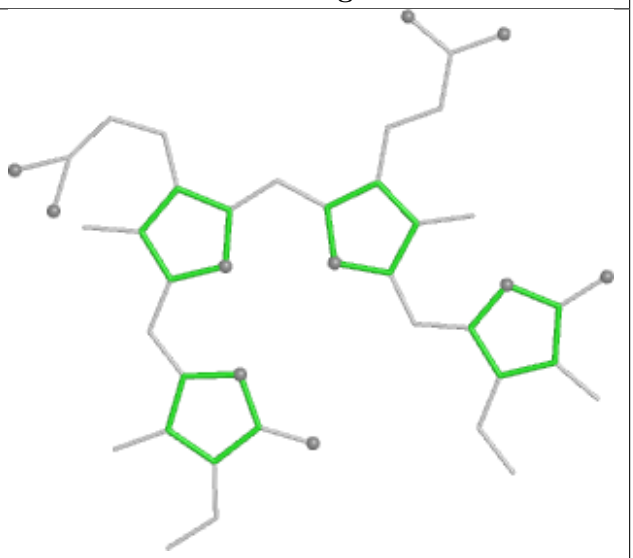

Rings

Ligand CYC l7 201

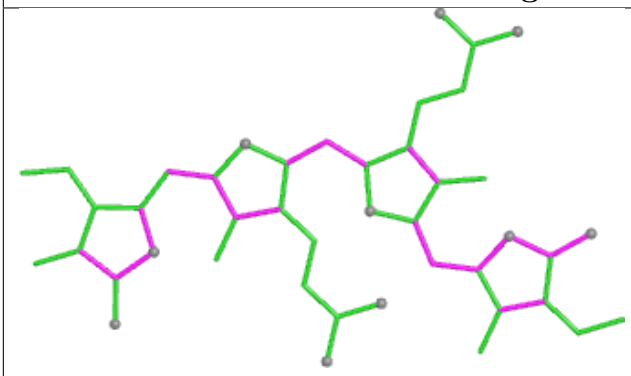

Bond lengths

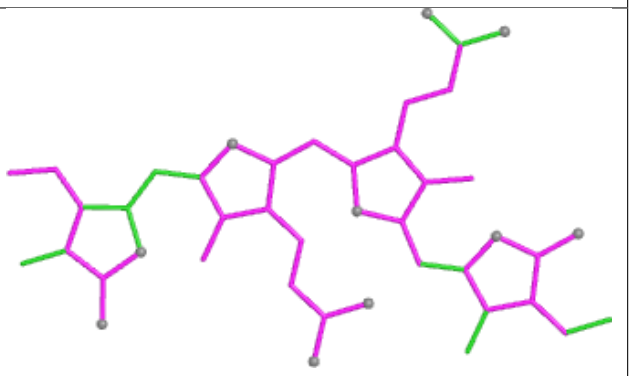

Bond angles

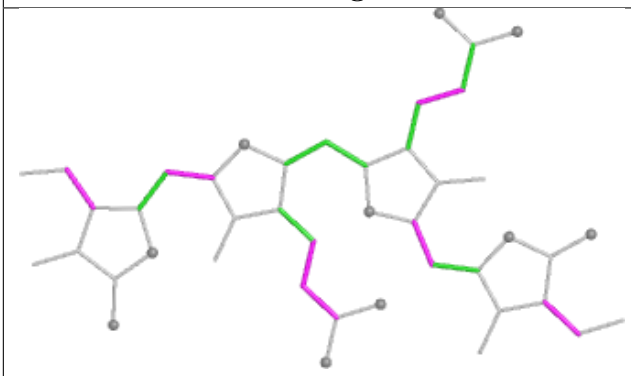

Torsions

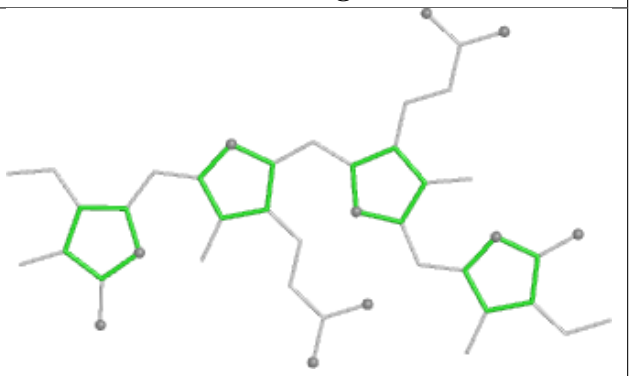

Rings

Ligand CYC HL 201

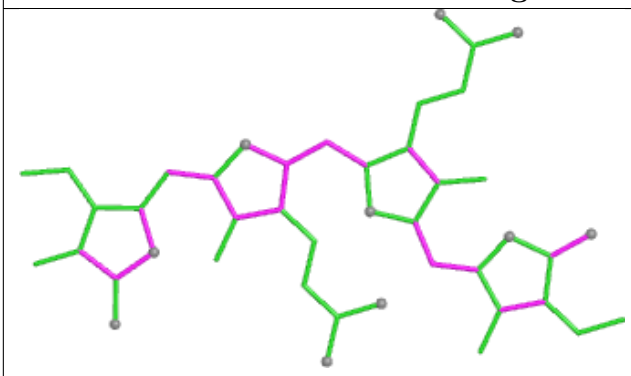

Bond lengths

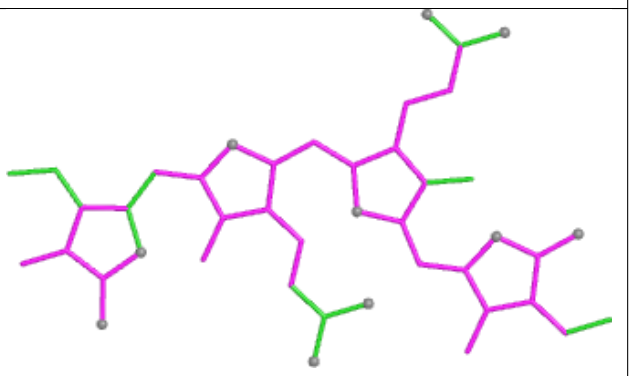

Bond angles

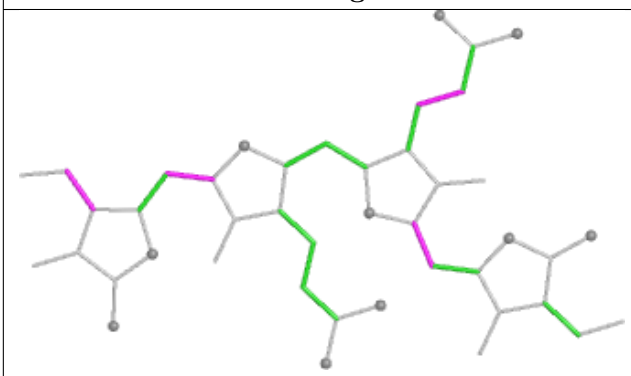

Torsions

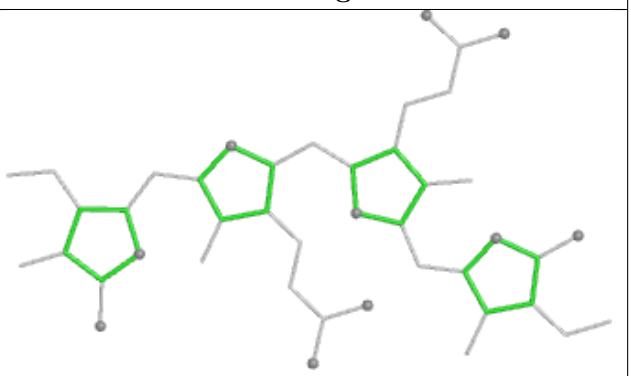

Rings

Ligand BCR XD 102



Bond lengths



Bond angles

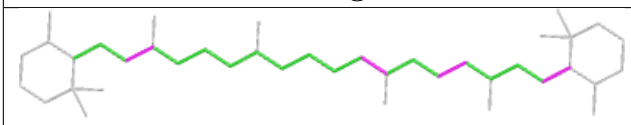

Torsions

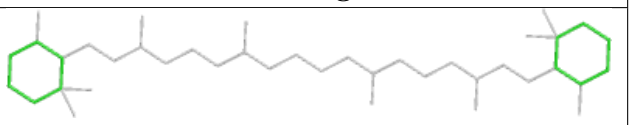

Rings

Ligand CLA CE 514

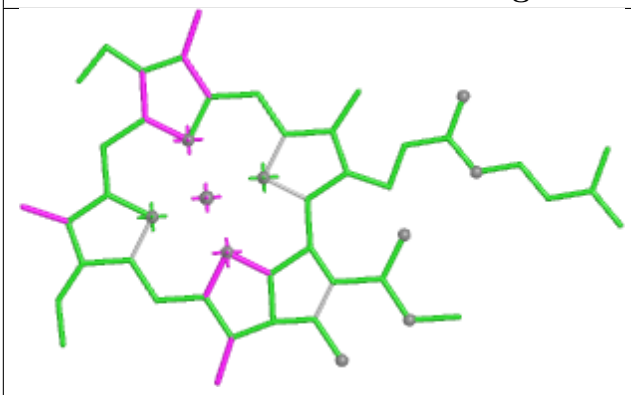

Bond lengths

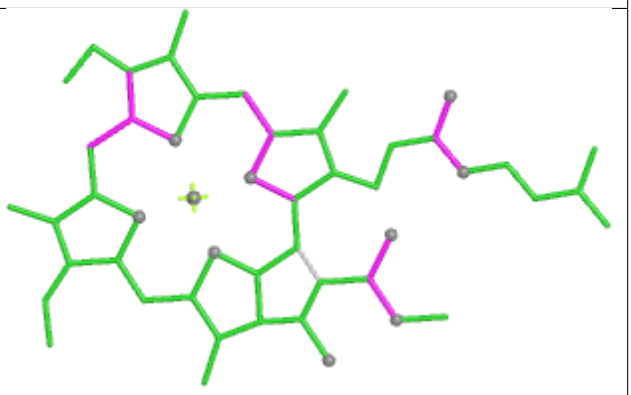

Bond angles

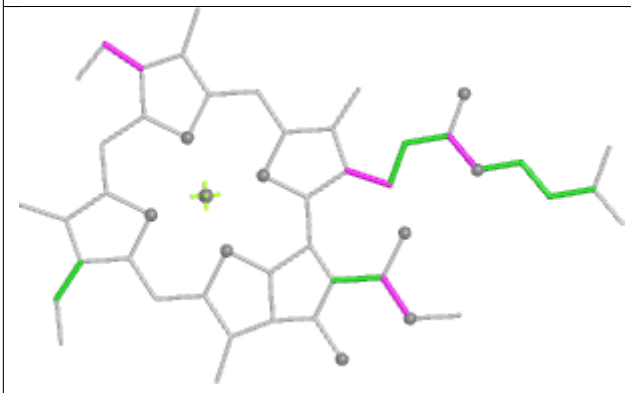

Torsions

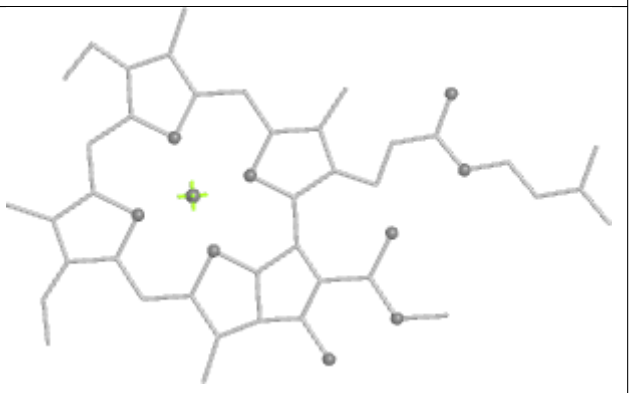

Rings

Ligand CLA dE 406

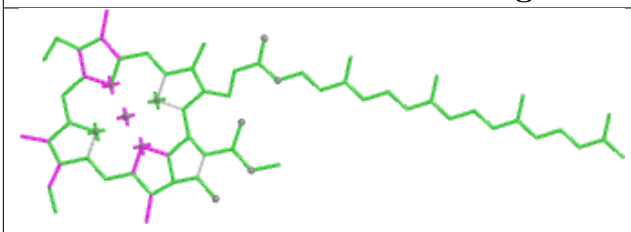

Bond lengths

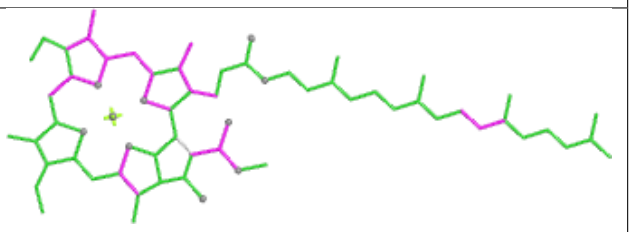

Bond angles

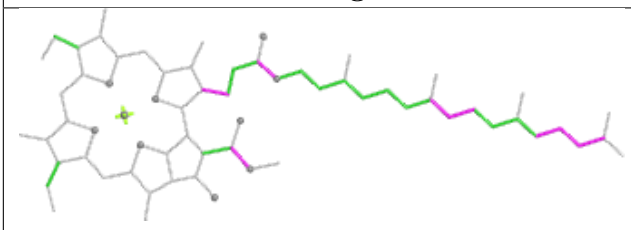

Torsions

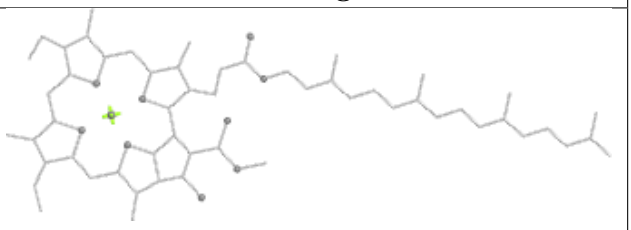

Rings

Ligand CYC 4L 201

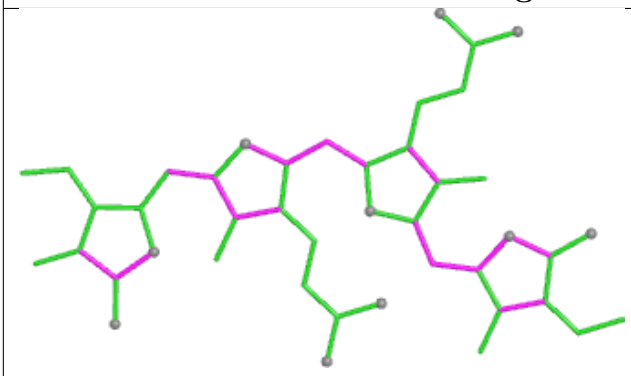

Bond lengths

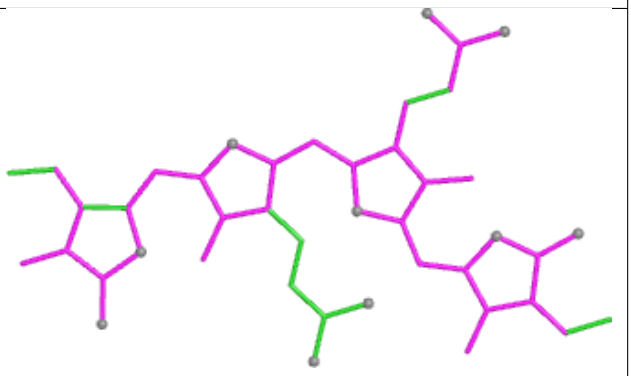

Bond angles

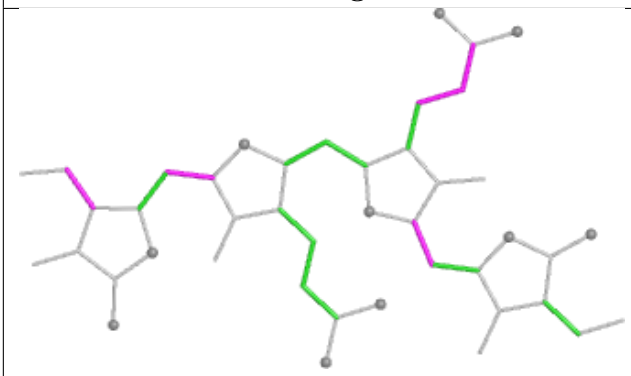

Torsions

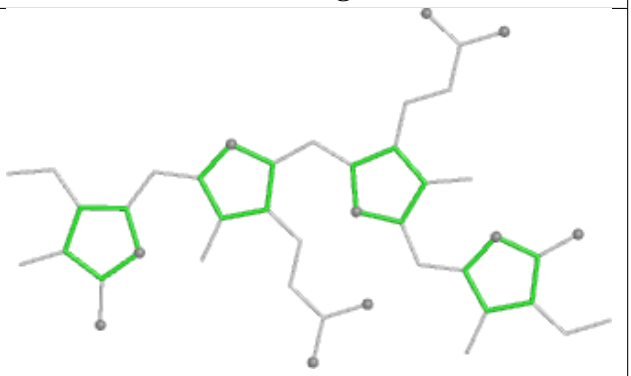

Rings

Ligand CLA bD 607

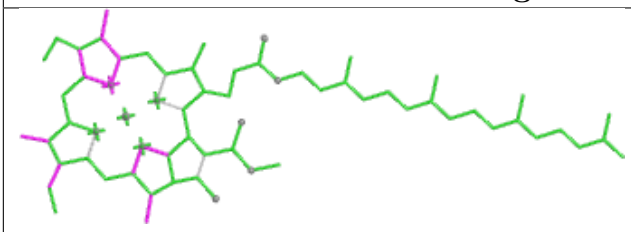

Bond lengths

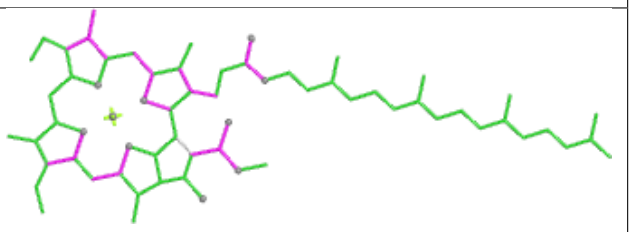

Bond angles

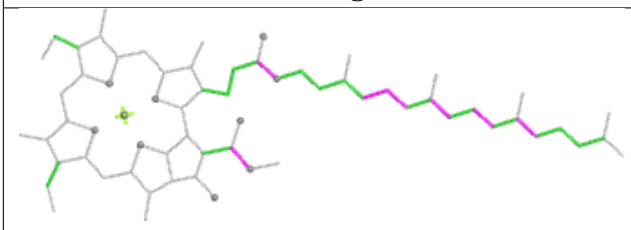

Torsions

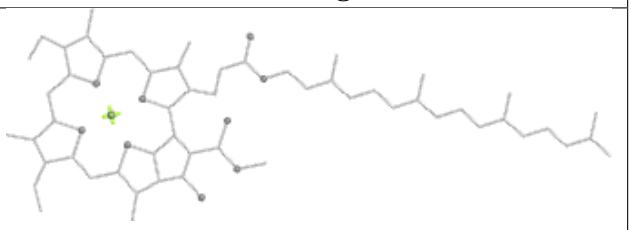

Rings

Ligand BCR BD 616



Bond lengths

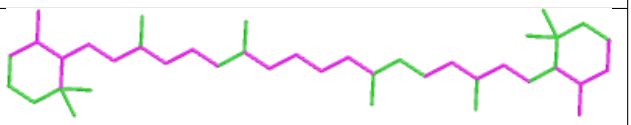

Bond angles

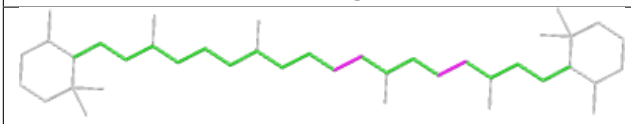

Torsions

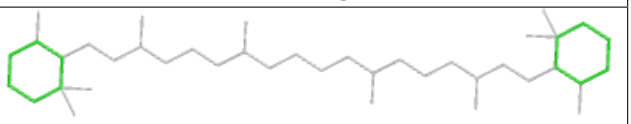

Rings

Ligand CYC 9K 201

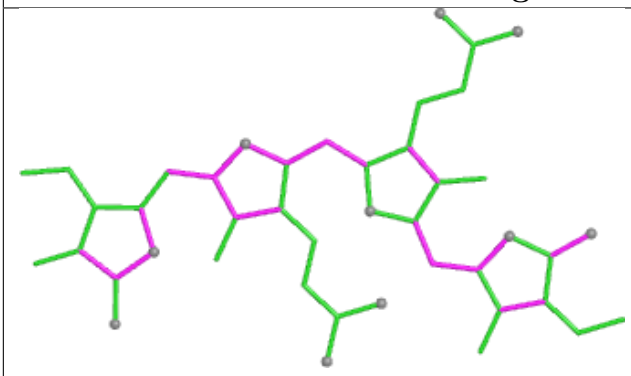

Bond lengths

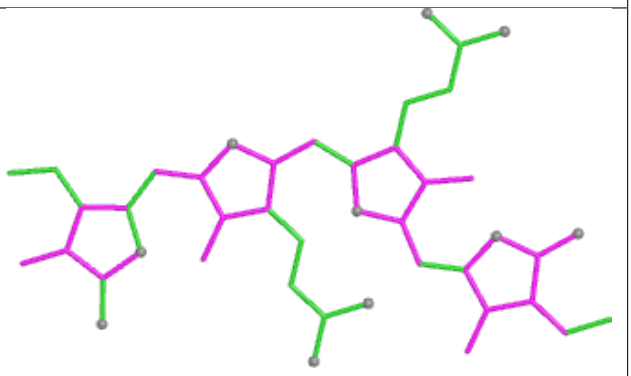

Bond angles

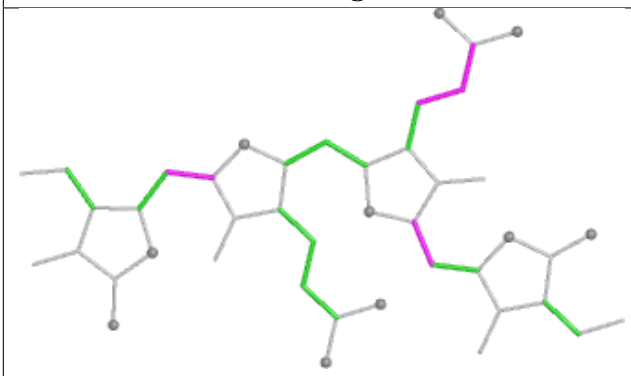

Torsions

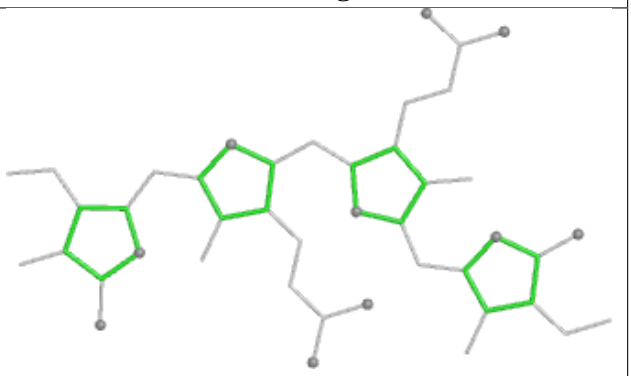

Rings

Ligand CYC e9 201

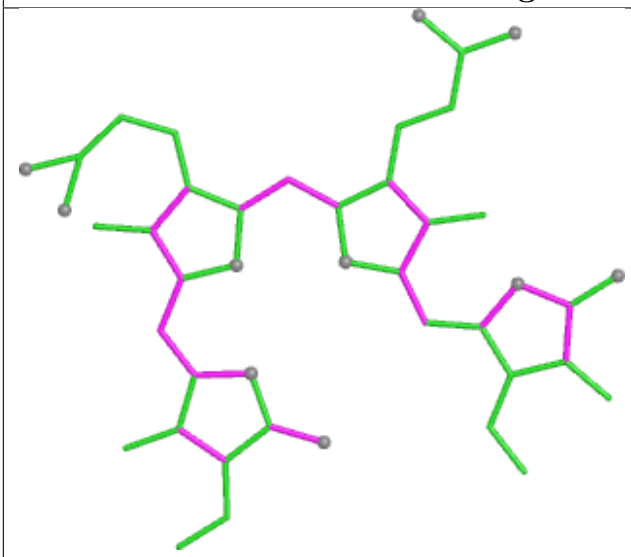

Bond lengths

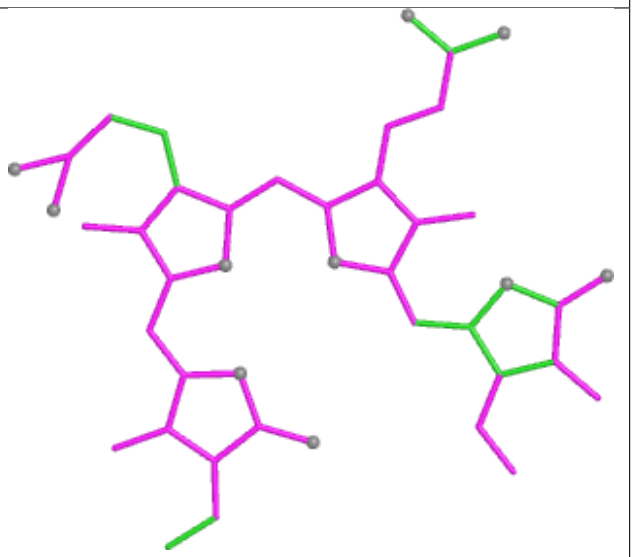

Bond angles

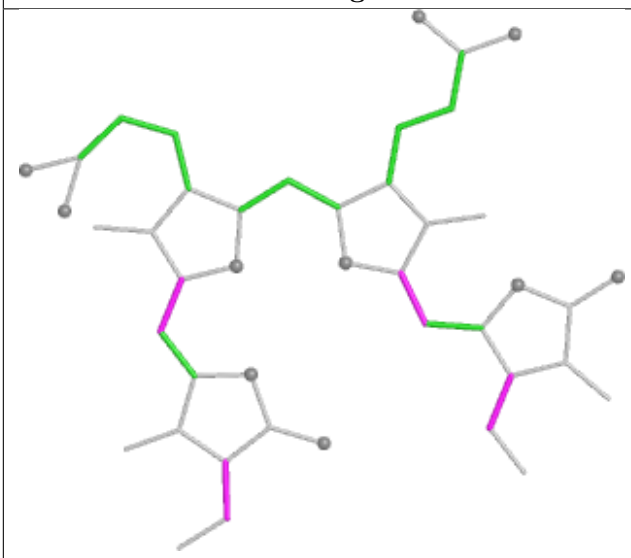

Torsions

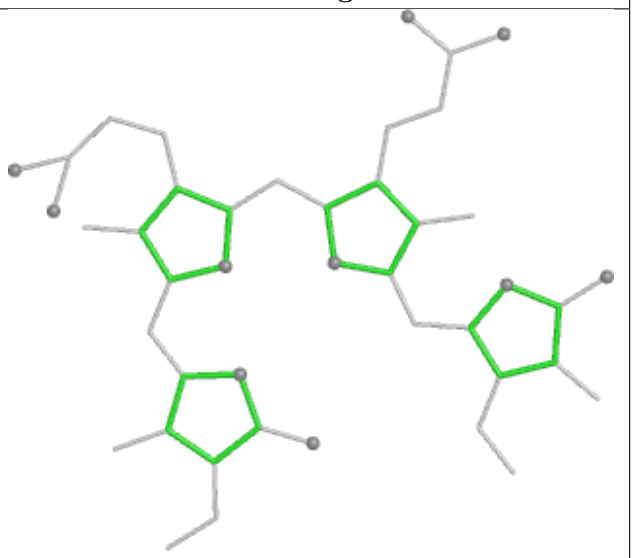

Rings

Ligand CYC YK 201

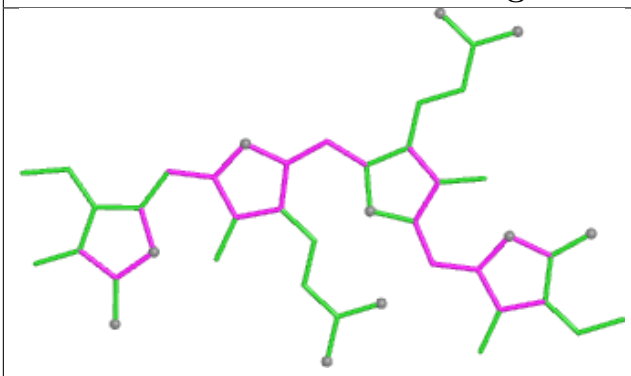

Bond lengths

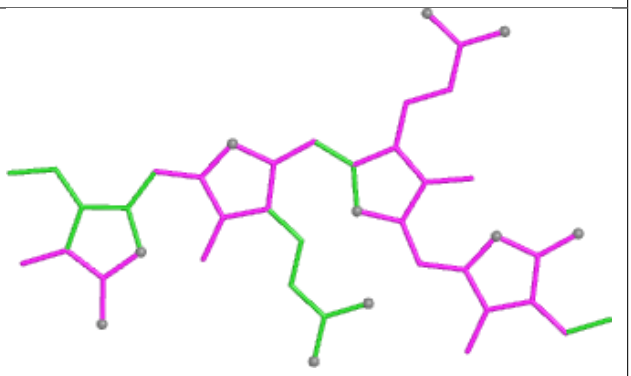

Bond angles

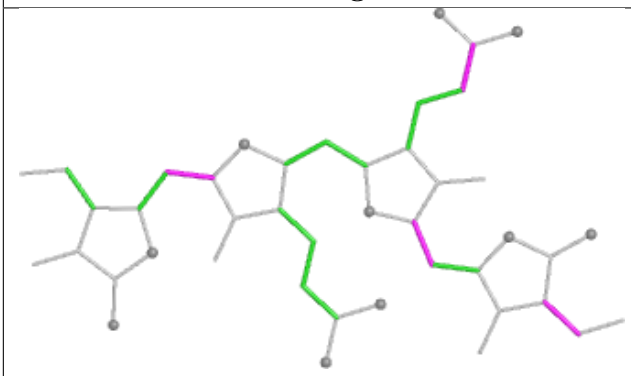

Torsions

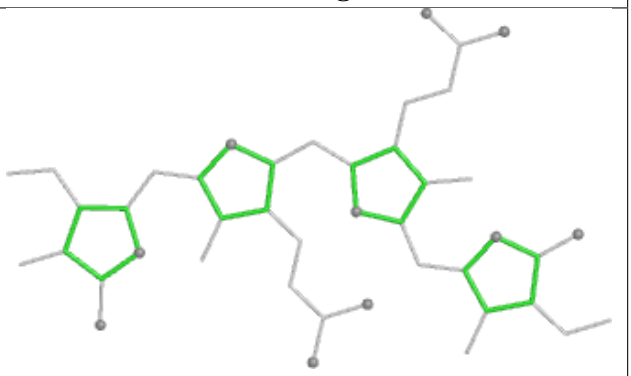

Rings

Ligand CYC gF 201

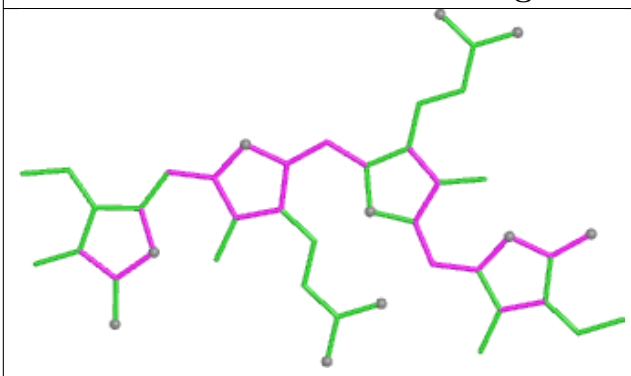

Bond lengths

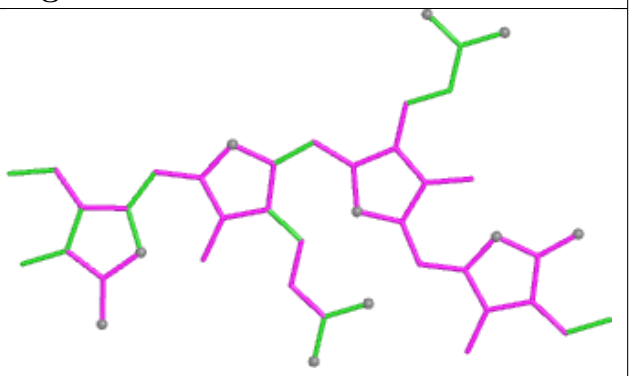

Bond angles

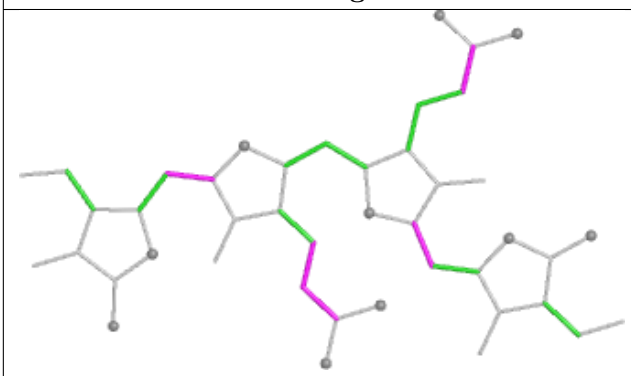

Torsions

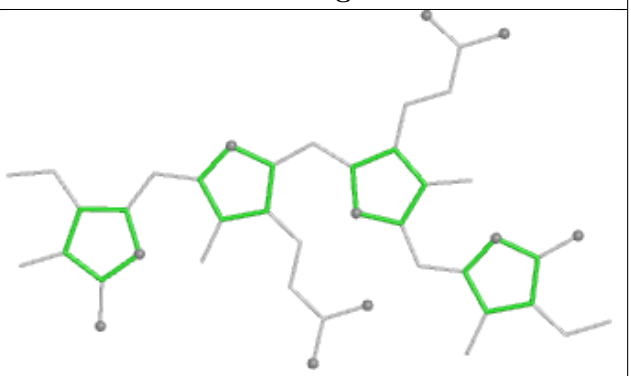

Rings

Ligand PL9 AE 406

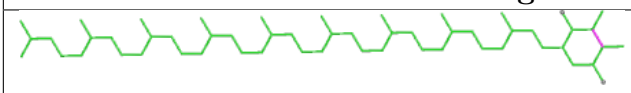

Bond lengths

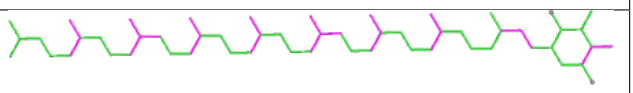

Bond angles

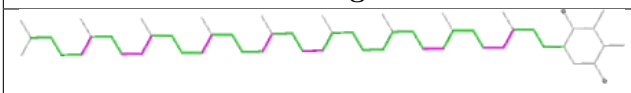

Torsions

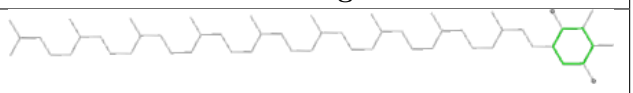

Rings

Ligand CYC T4 201

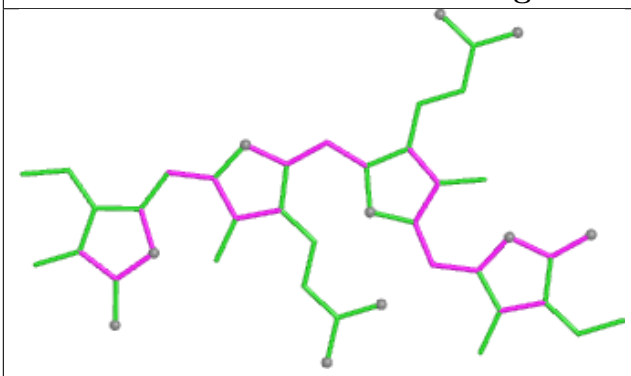

Bond lengths

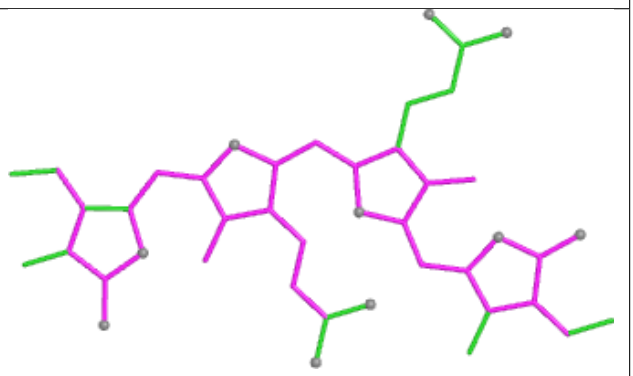

Bond angles

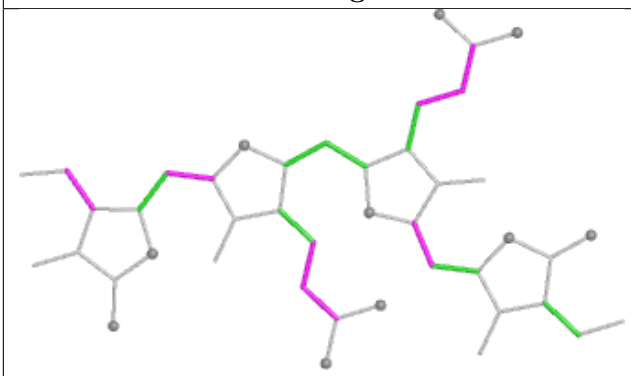

Torsions

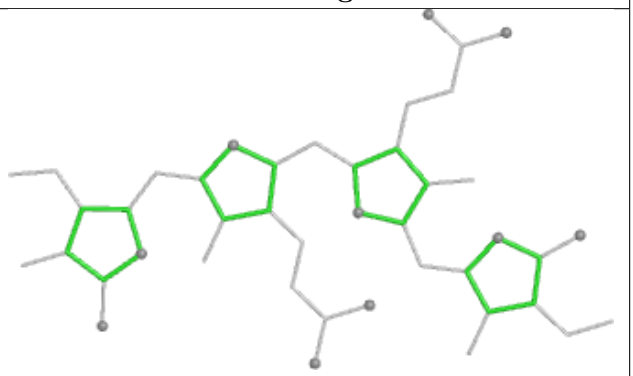

Rings

Ligand SQD L1 102

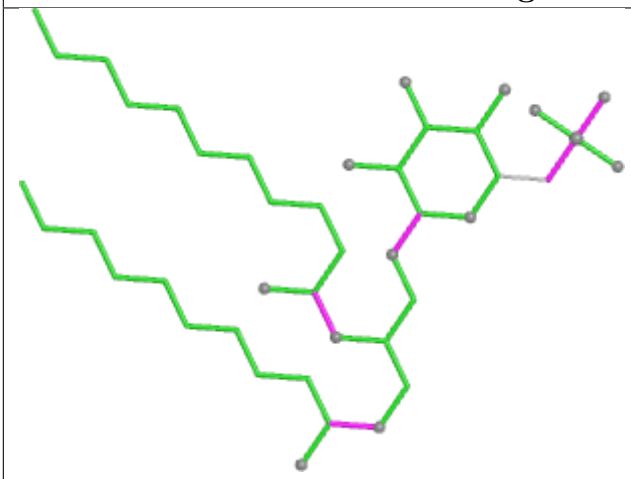

Bond lengths

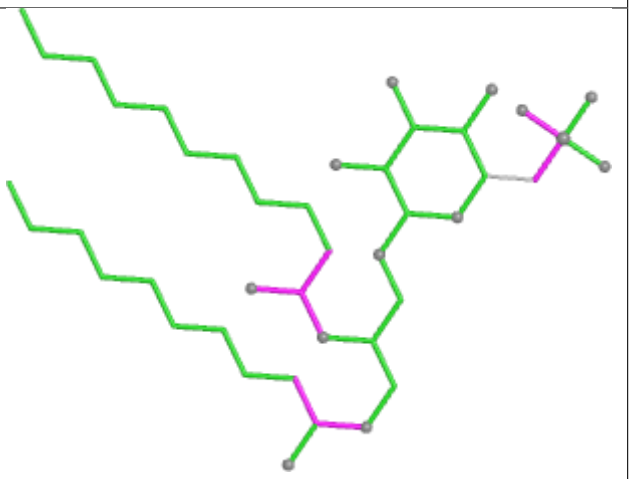

Bond angles

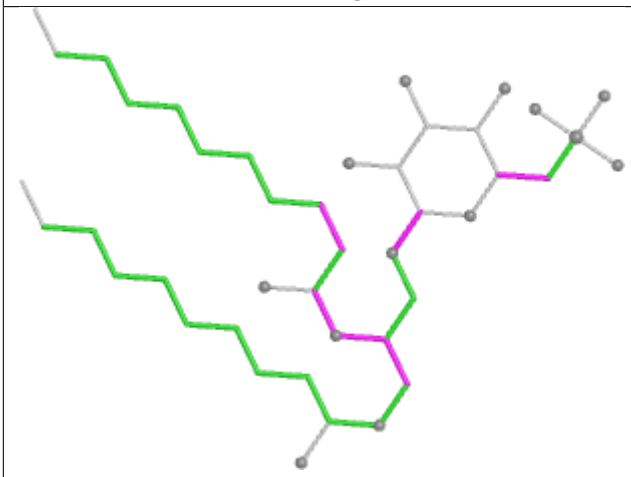

Torsions

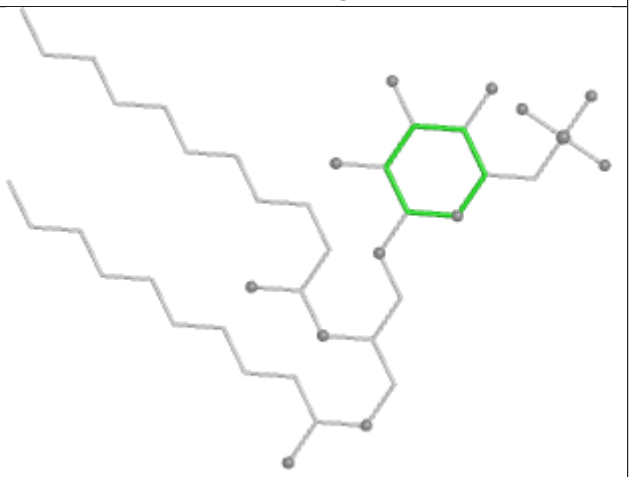

Rings

Ligand CYC dJ 201

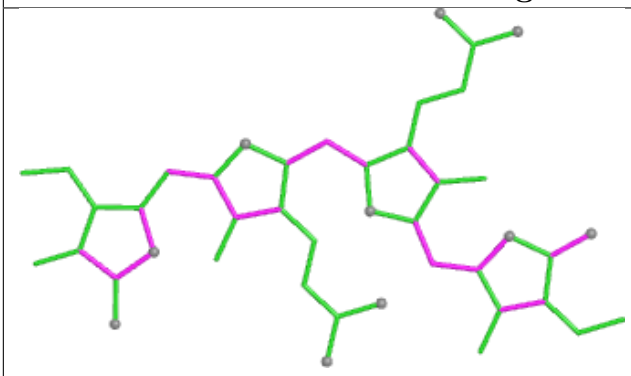

Bond lengths

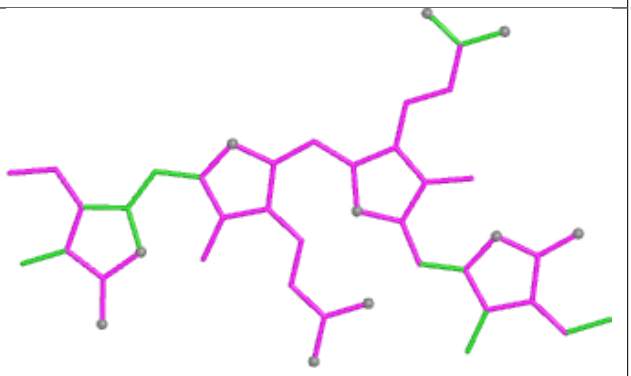

Bond angles

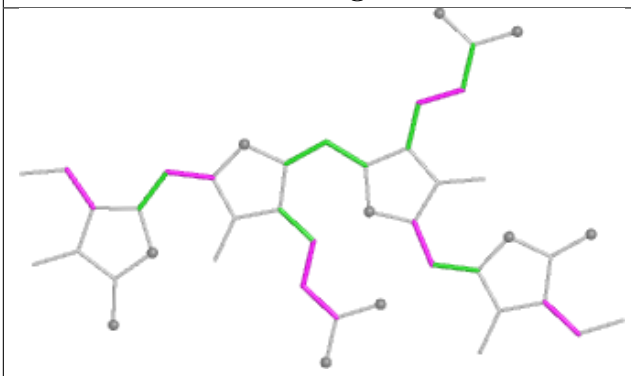

Torsions

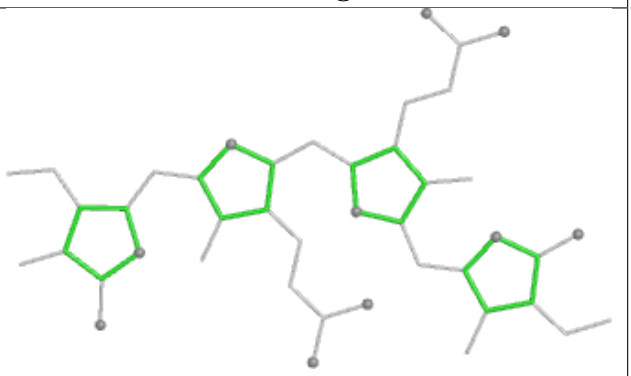

Rings

Ligand CLA c1 504

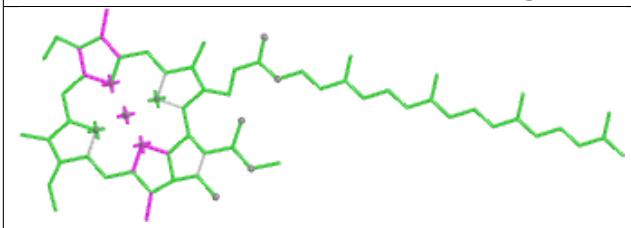

Bond lengths

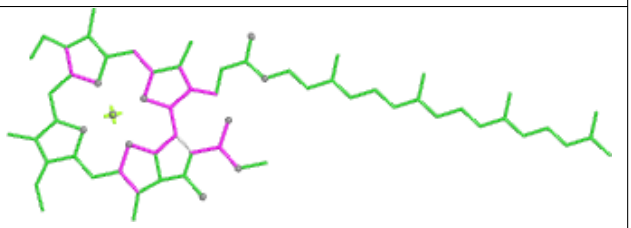

Bond angles

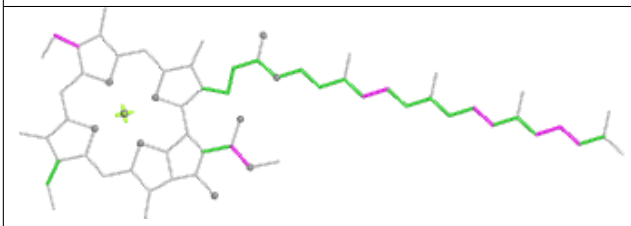

Torsions

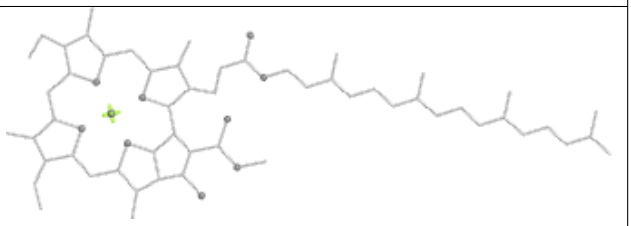

Rings

Ligand CLA cE 513

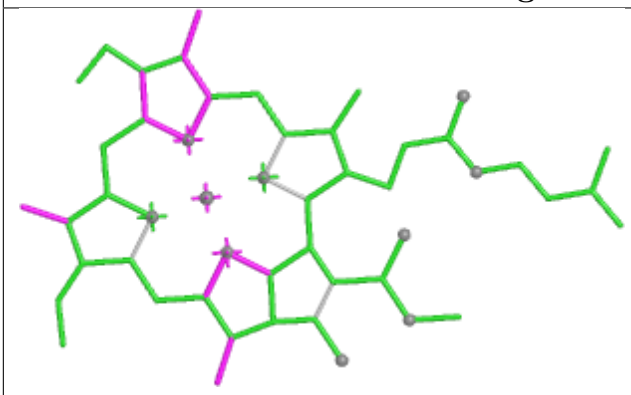

Bond lengths

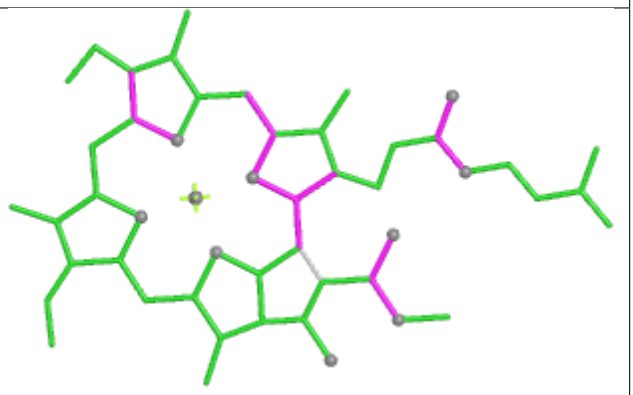

Bond angles

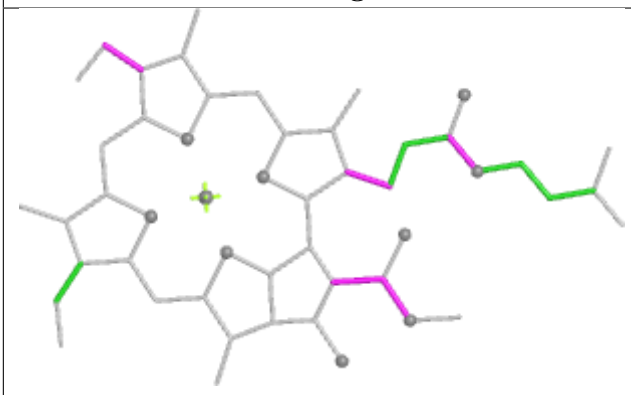

Torsions

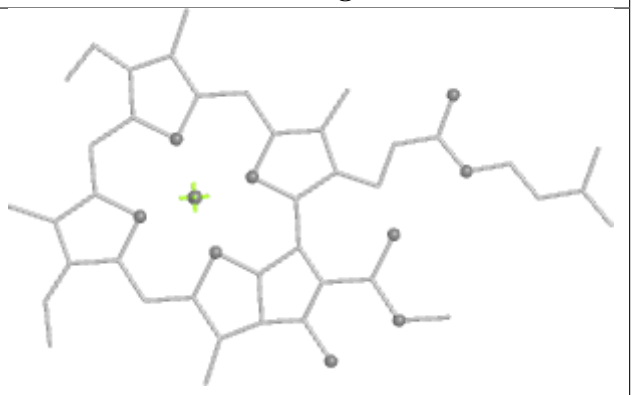

Rings

Ligand SQD dE 414

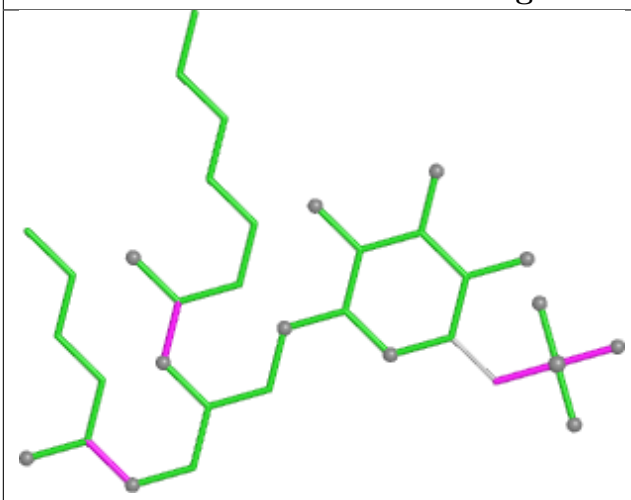

Bond lengths

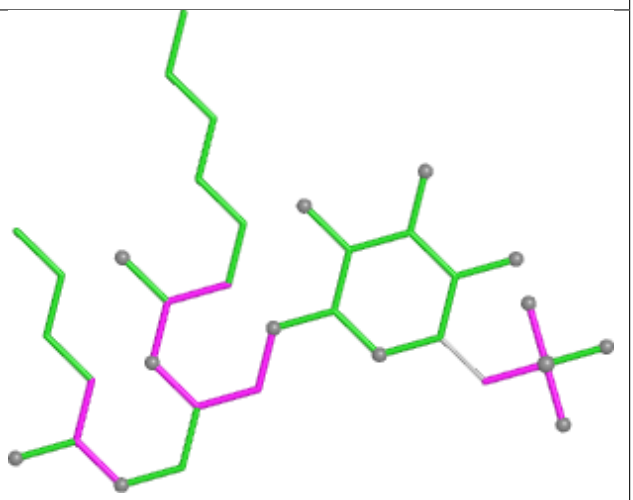

Bond angles

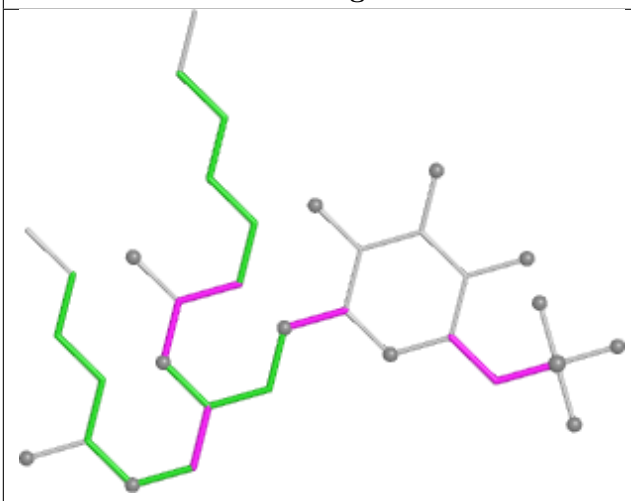

Torsions

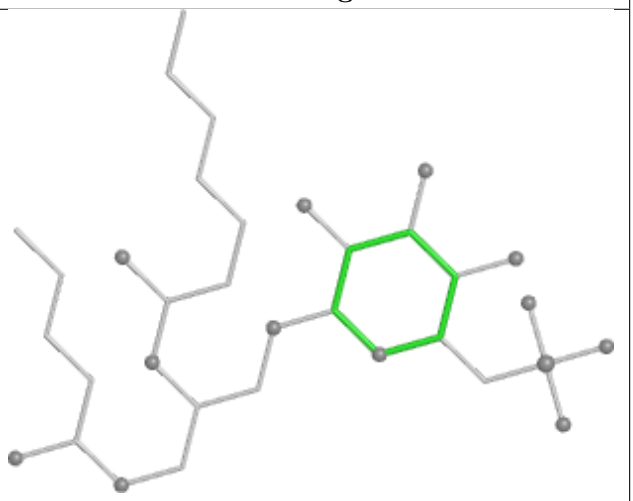

Rings

Ligand LMG mE 101

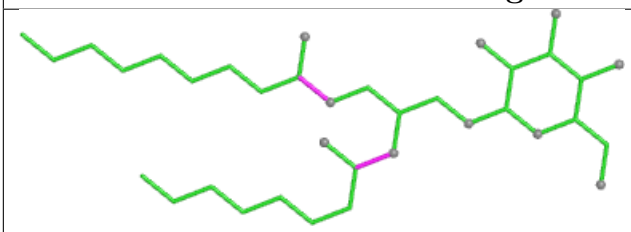

Bond lengths

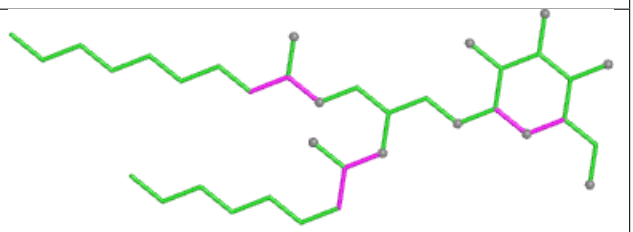

Bond angles

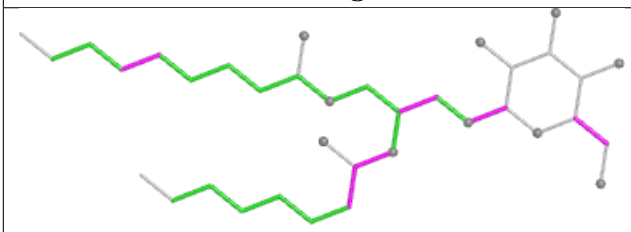

Torsions

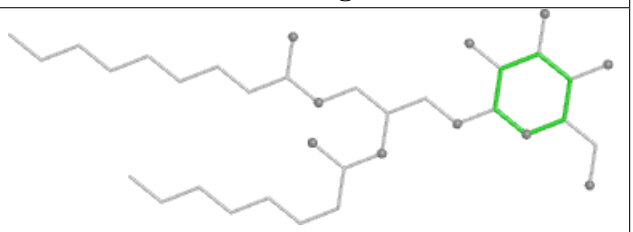

Rings

Ligand CYC k2 201

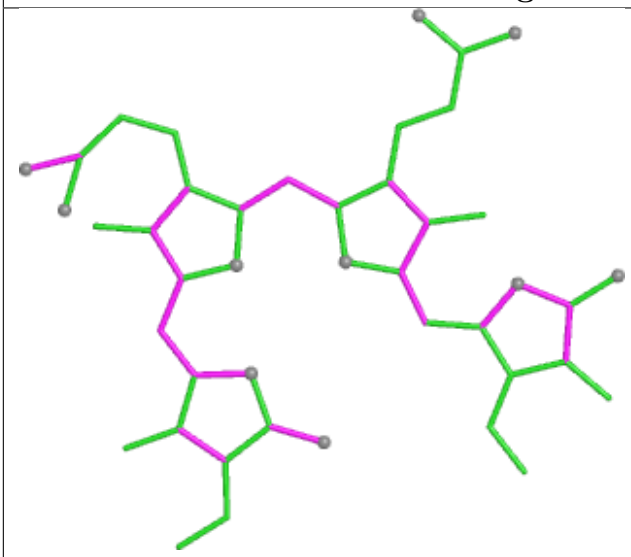

Bond lengths

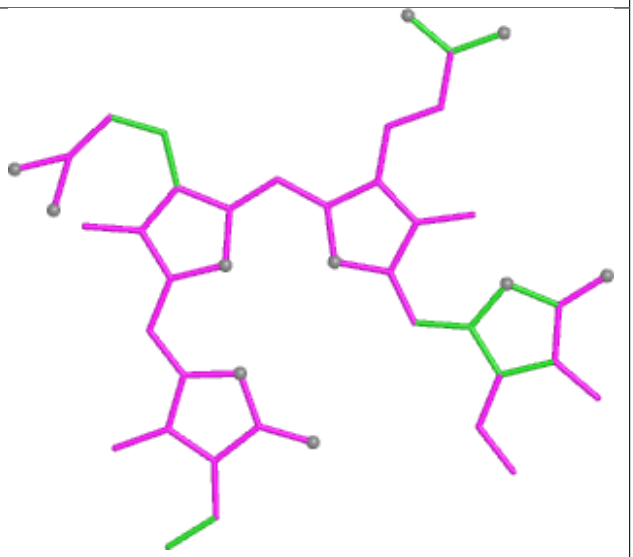

Bond angles

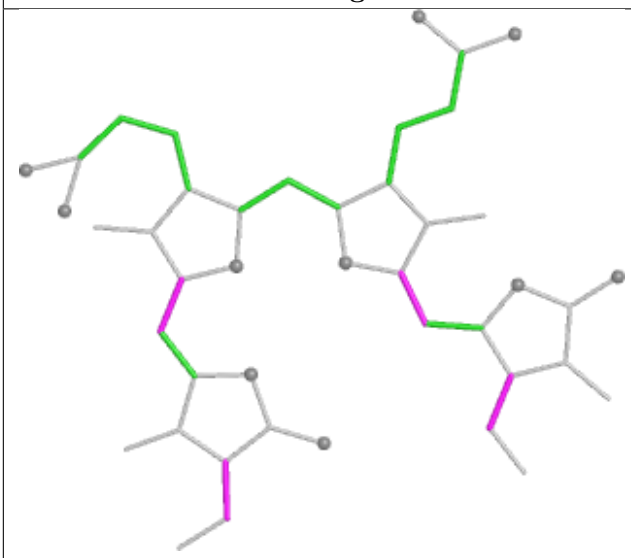

Torsions

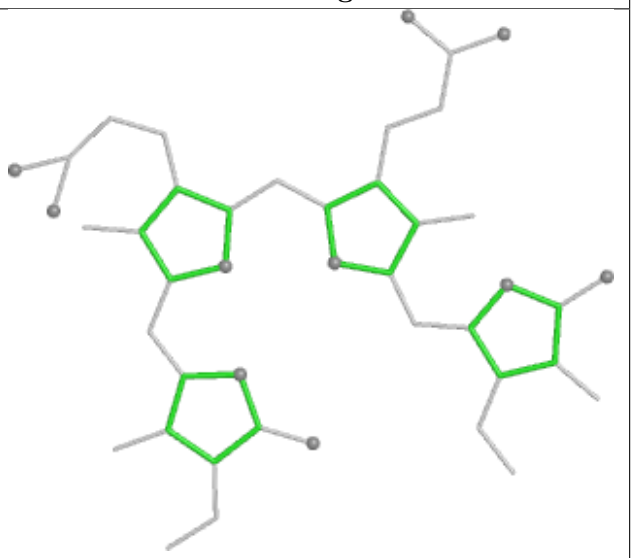

Rings

Ligand CYC X4 201

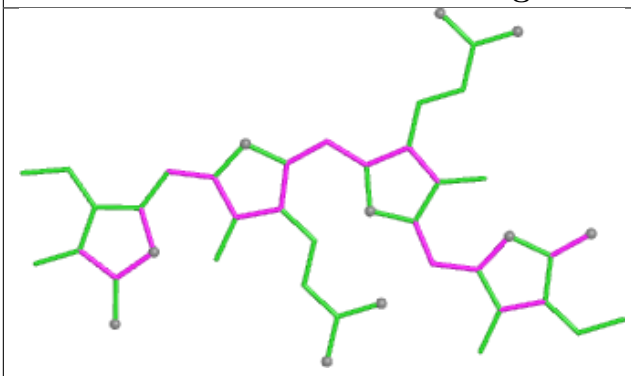

Bond lengths

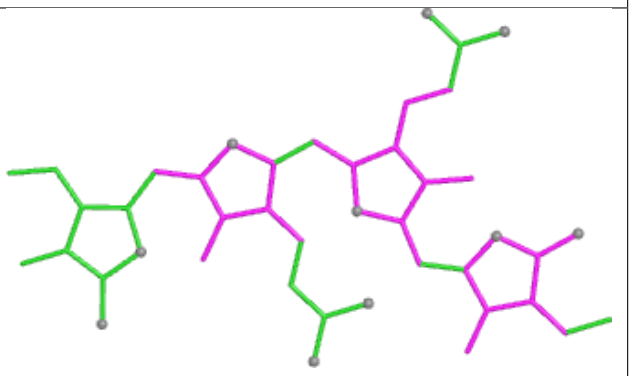

Bond angles

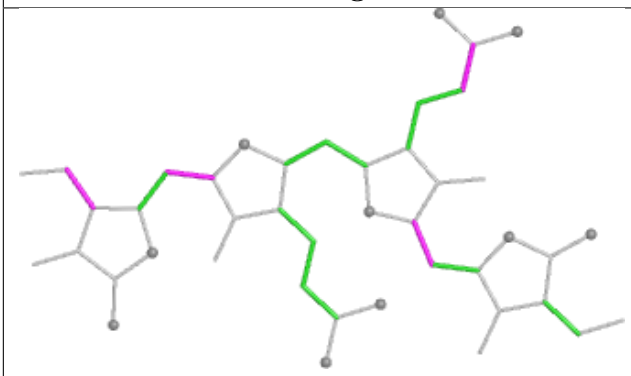

Torsions

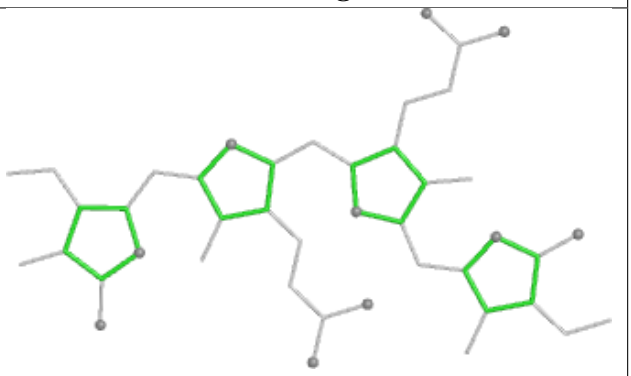

Rings

Ligand CLA AE 404

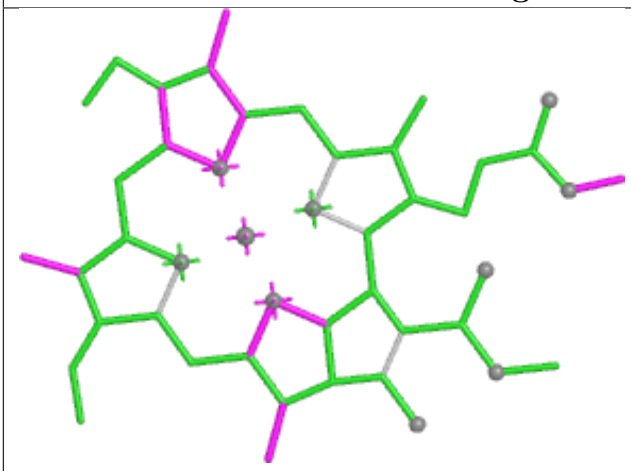

Bond lengths

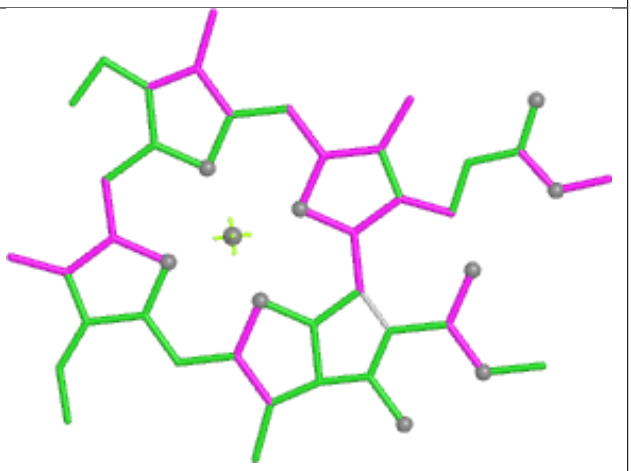

Bond angles

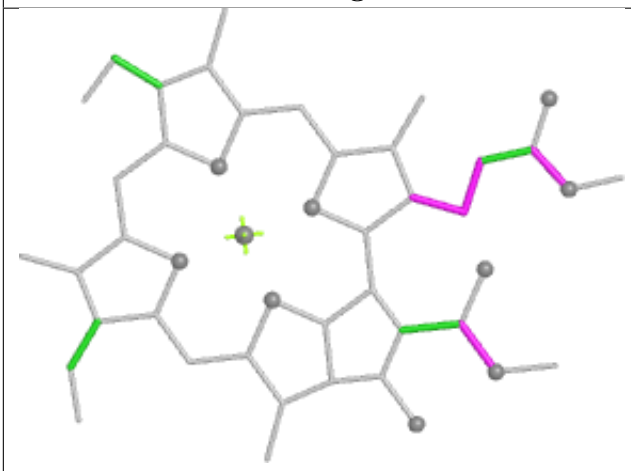

Torsions

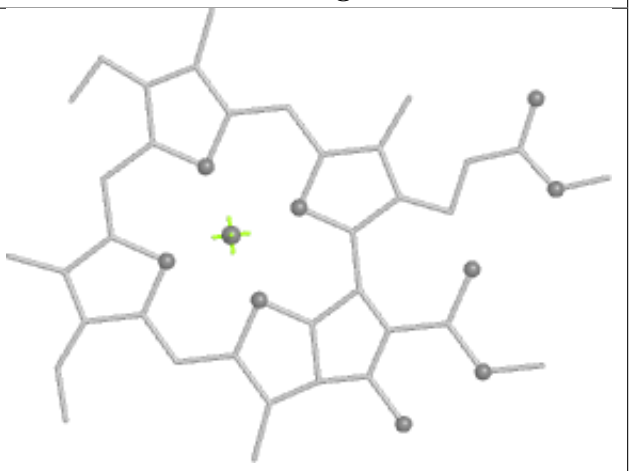

Rings

Ligand CYC Z4 201

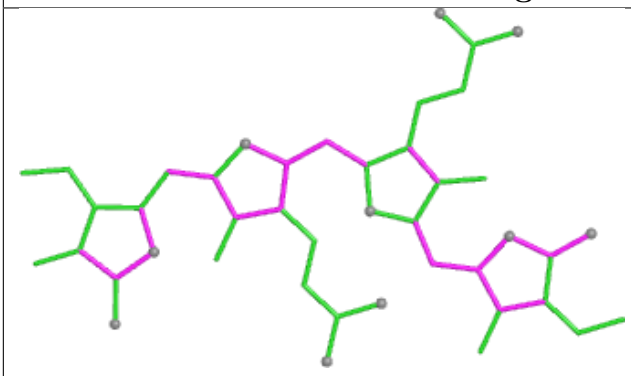

Bond lengths

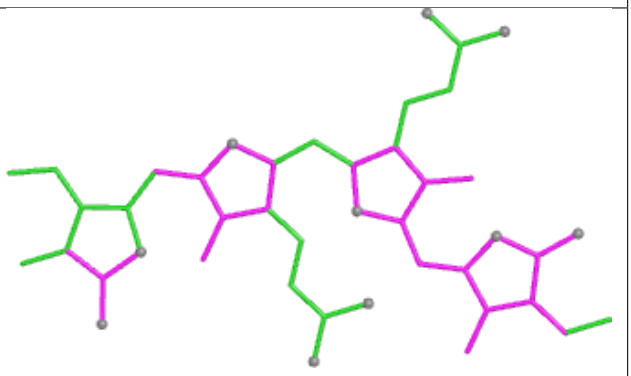

Bond angles

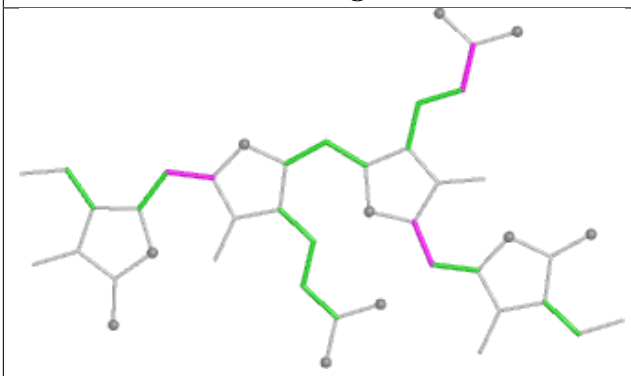

Torsions

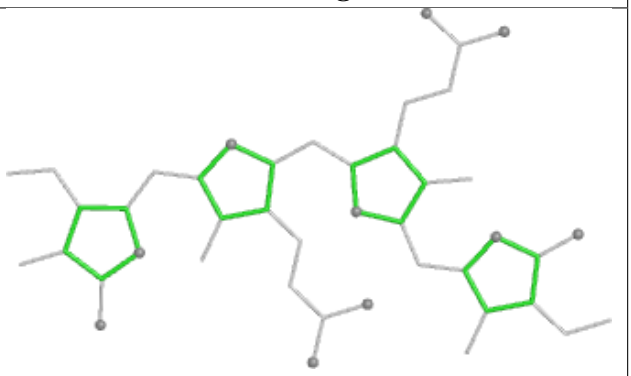

Rings

Ligand CLA A1 404

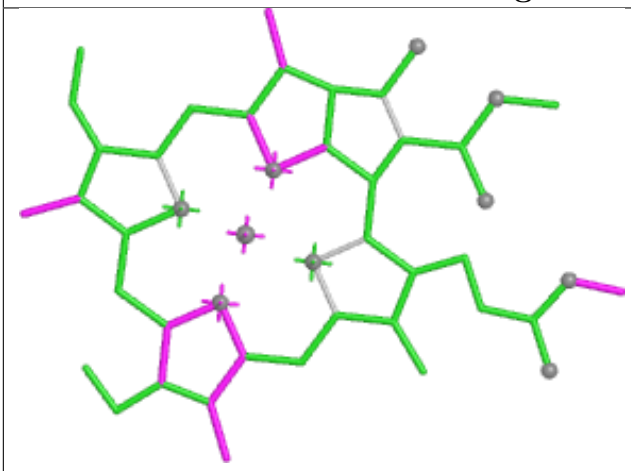

Bond lengths

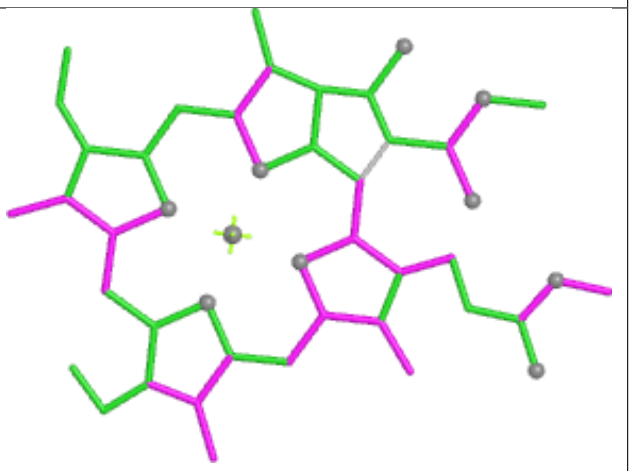

Bond angles

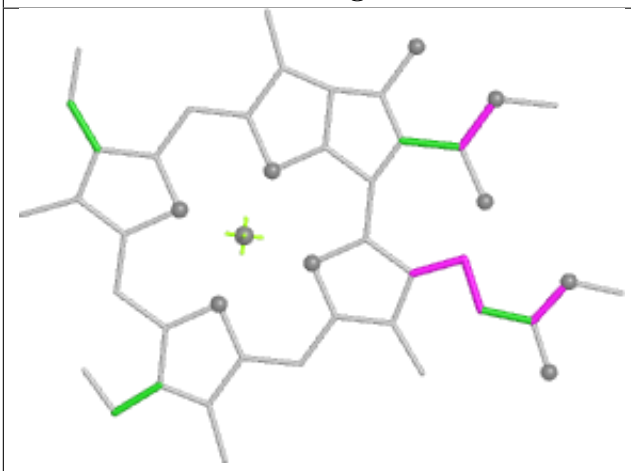

Torsions



Rings

Ligand LMG JD 102

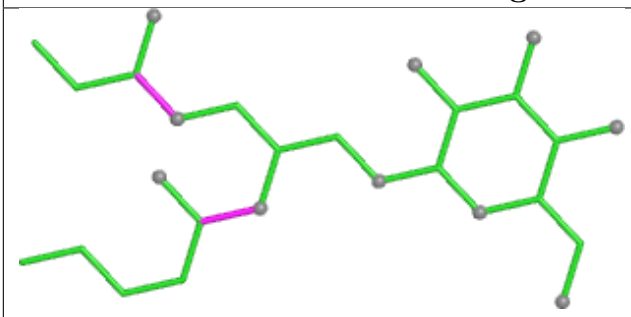

Bond lengths

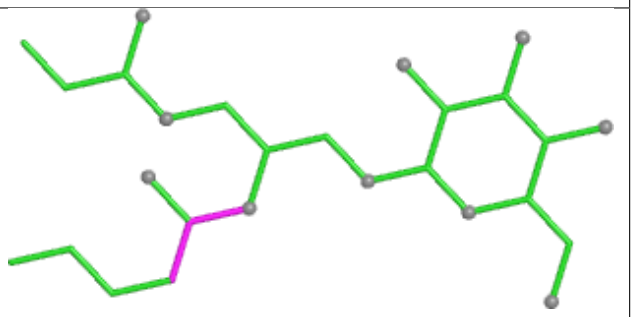

Bond angles

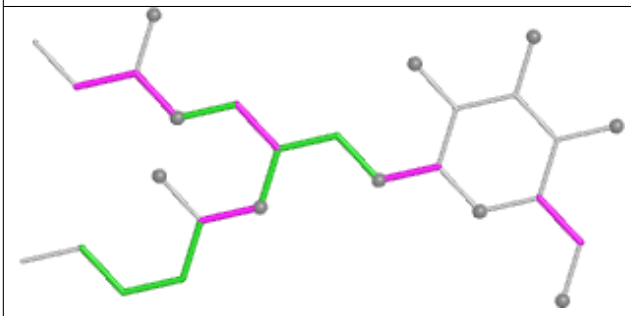

Torsions

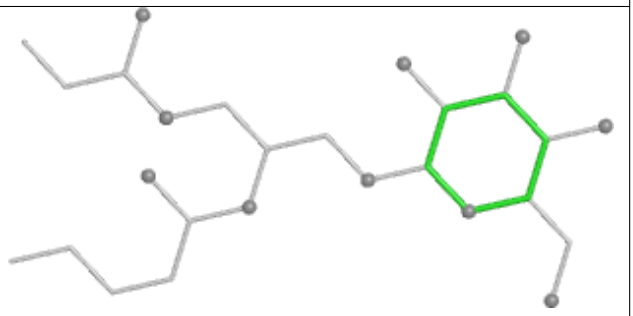

Rings

Ligand CYC m9 201

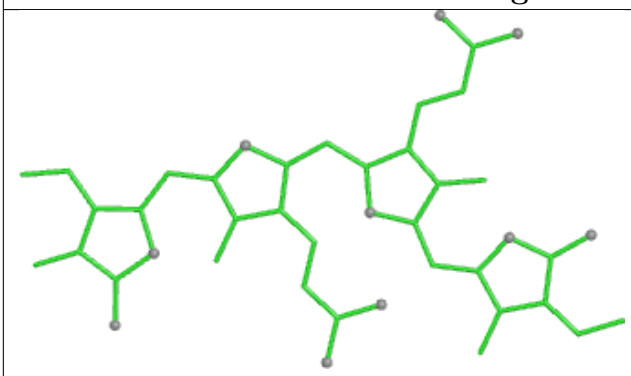

Bond lengths

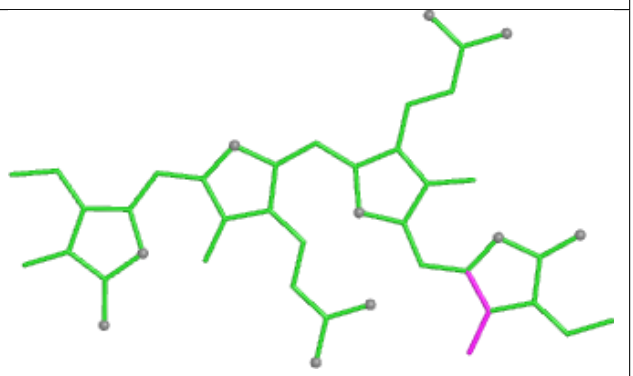

Bond angles

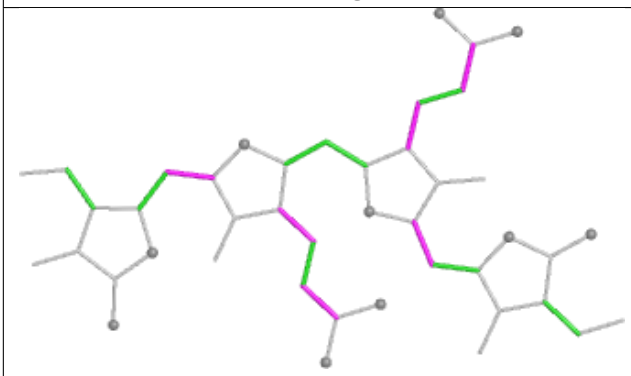

Torsions

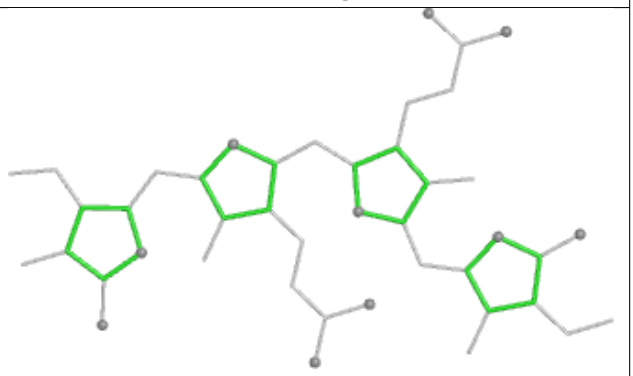

Rings

Ligand CLA bE 613

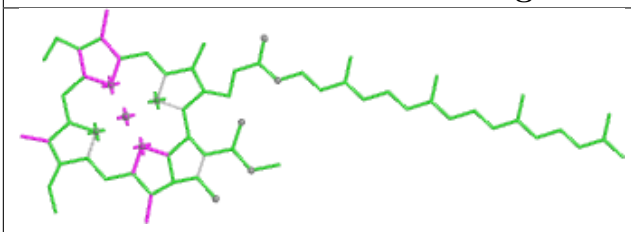

Bond lengths

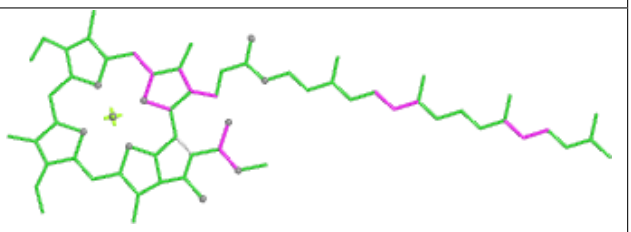

Bond angles

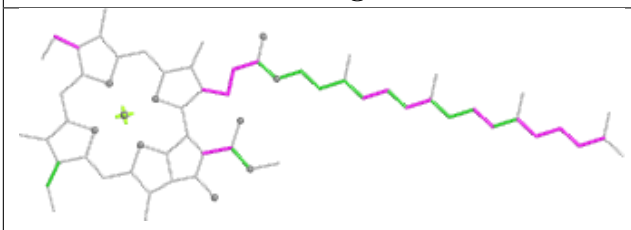

Torsions

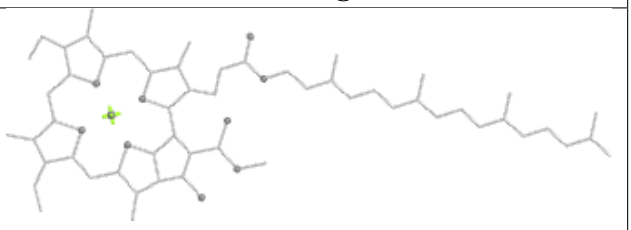

Rings

Ligand CYC j2 202

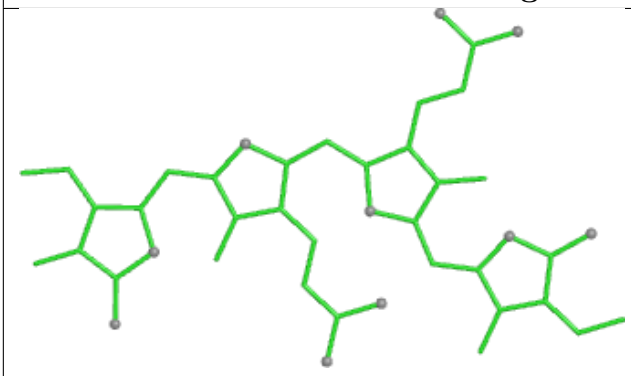

Bond lengths

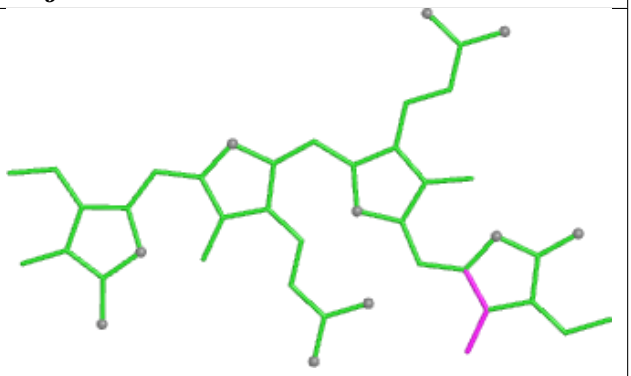

Bond angles

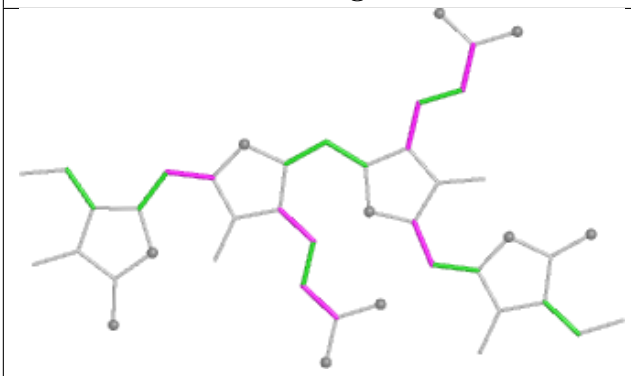

Torsions

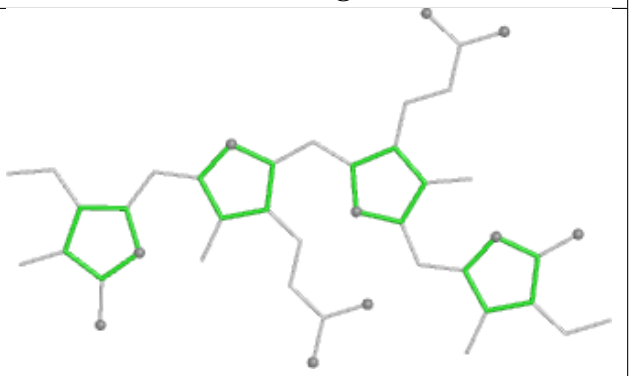

Rings

Ligand CYC aF 201

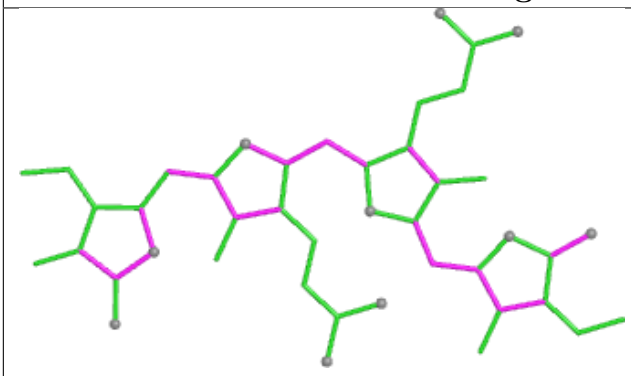

Bond lengths

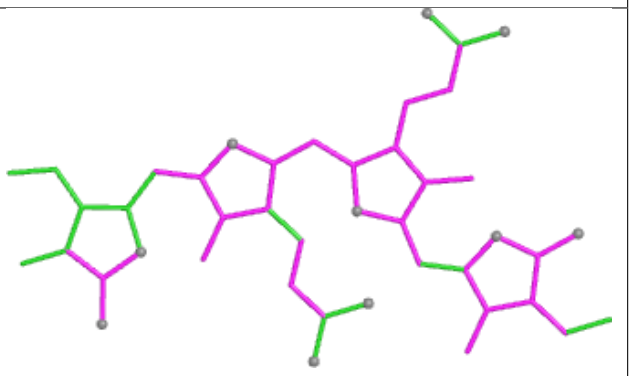

Bond angles

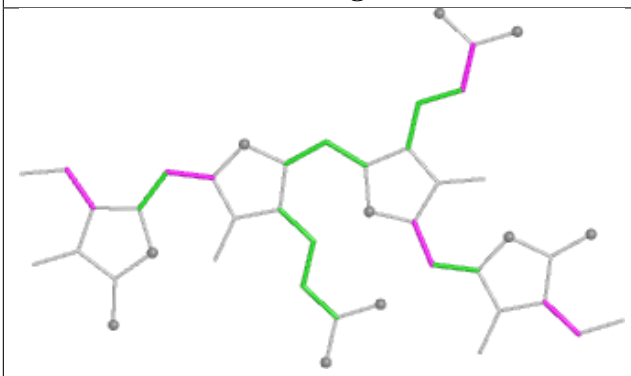

Torsions

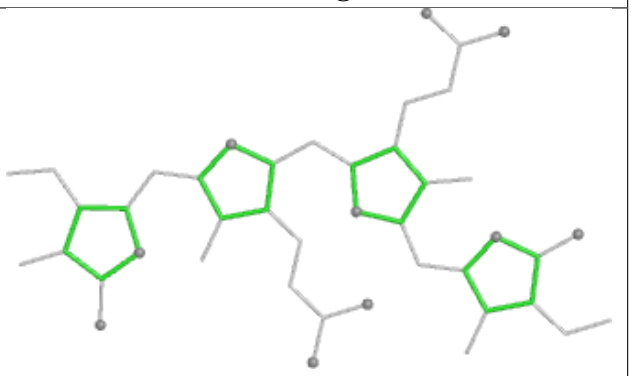

Rings

Ligand CYC g8 202

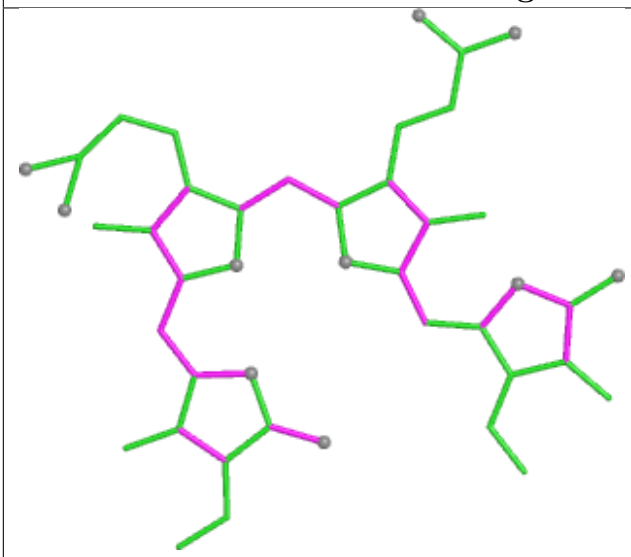

Bond lengths

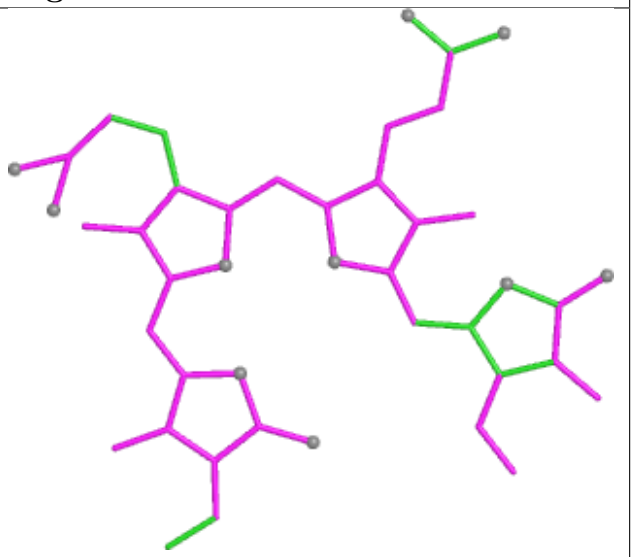

Bond angles

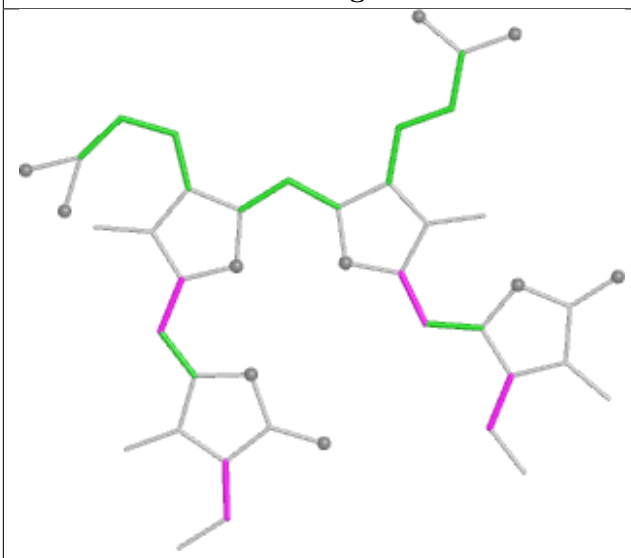

Torsions

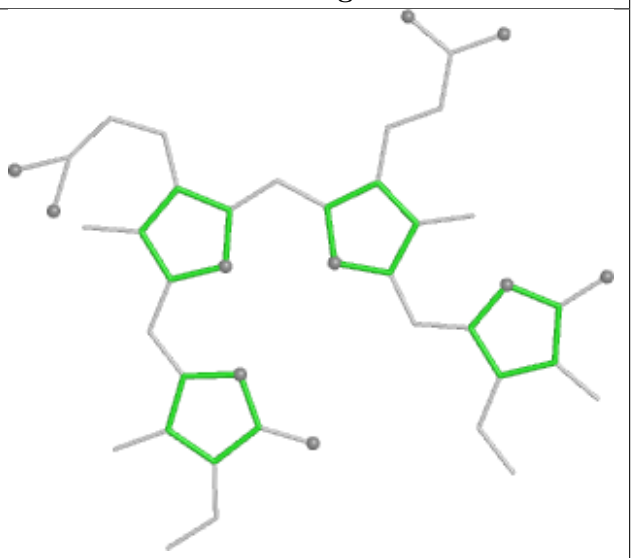

Rings

Ligand CYC eJ 201

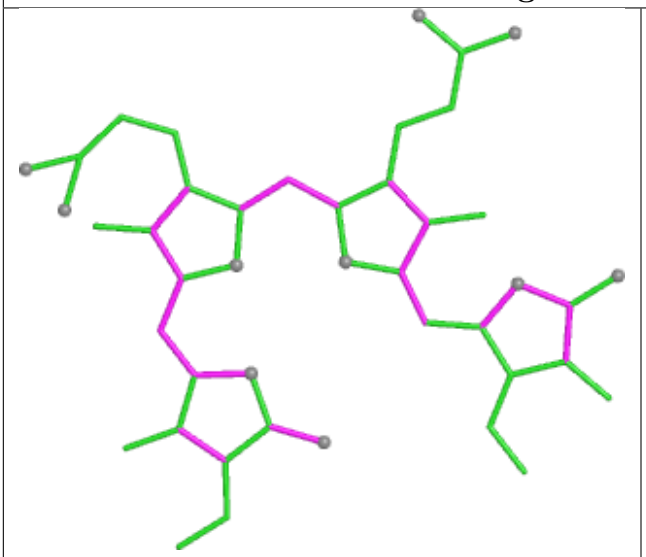

Bond lengths

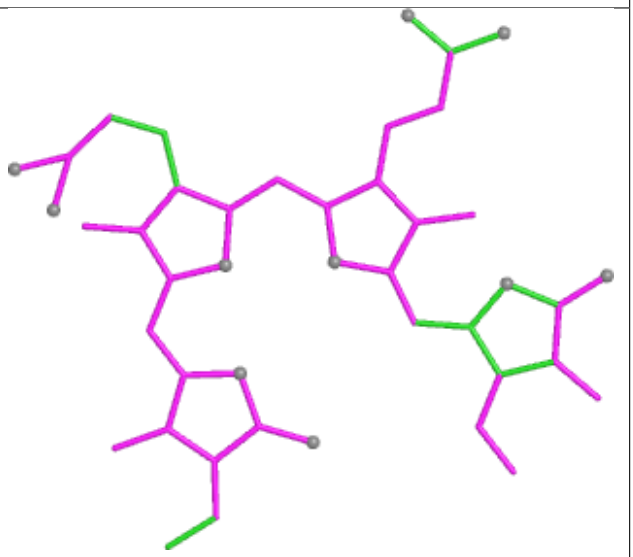

Bond angles

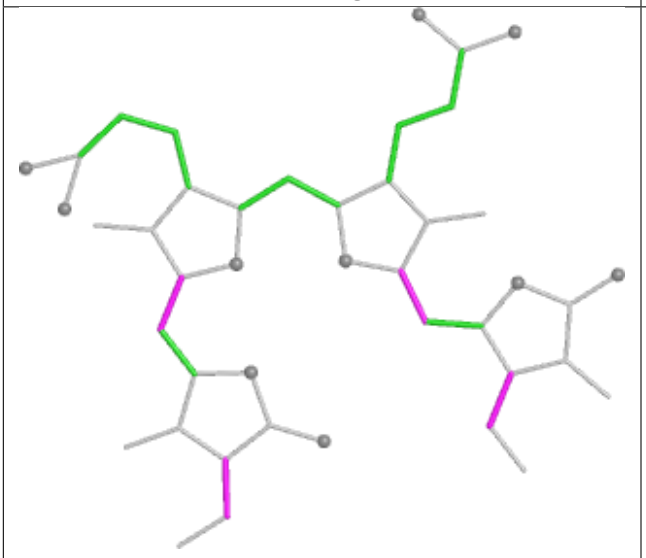

Torsions

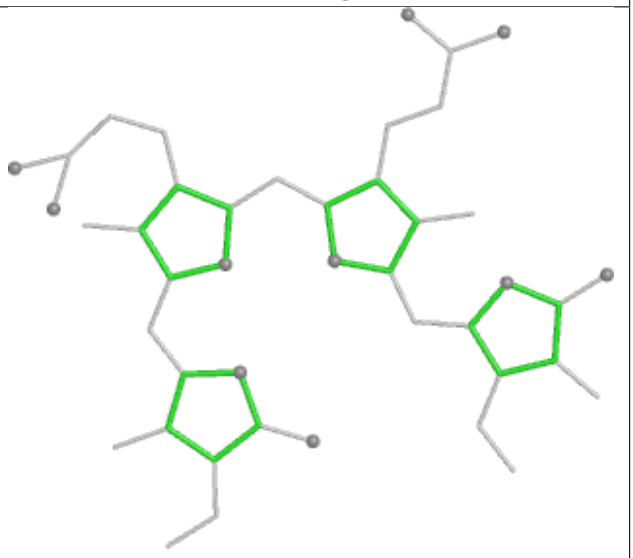

Rings

Ligand BCR Z1 101



Bond lengths

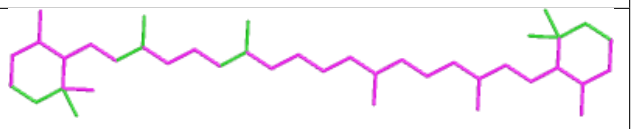

Bond angles

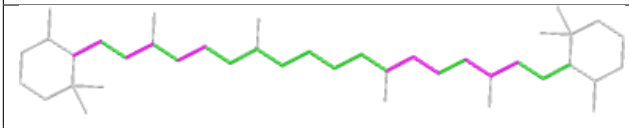

Torsions

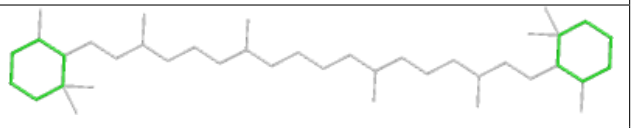

Rings

Ligand CLA CD 511	
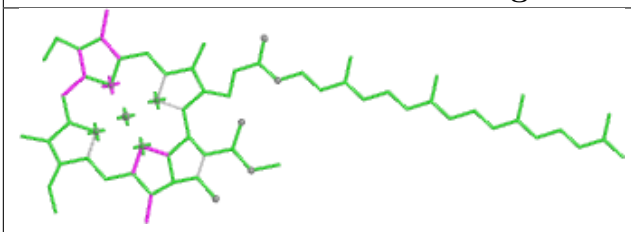	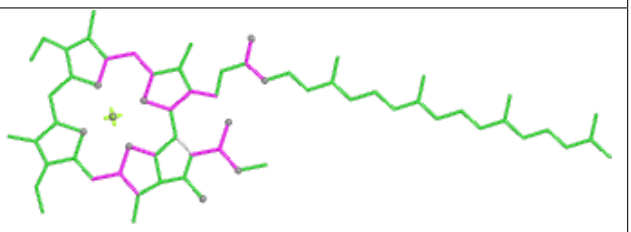
Bond lengths	**Bond angles**
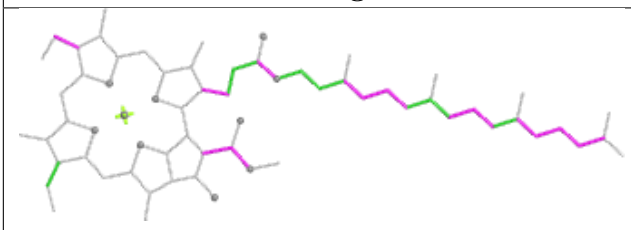	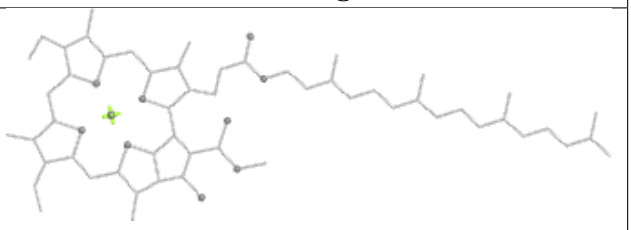
Torsions	**Rings**

Ligand CYC iC 202

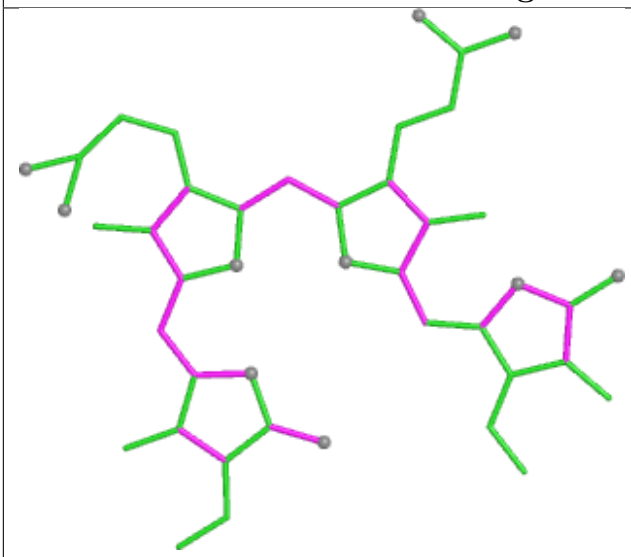

Bond lengths

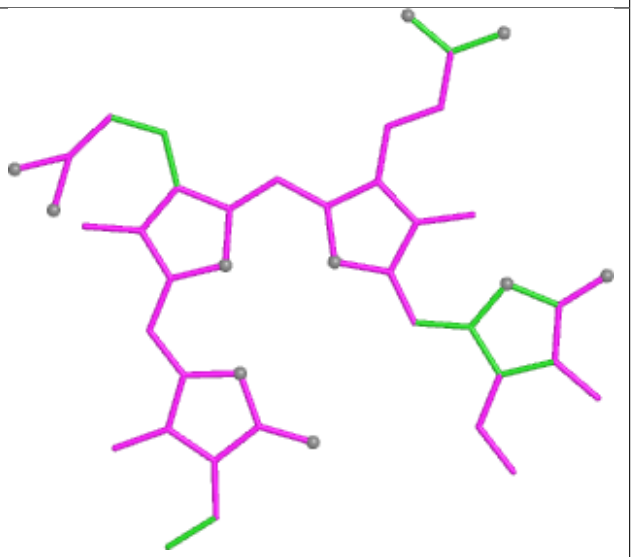

Bond angles

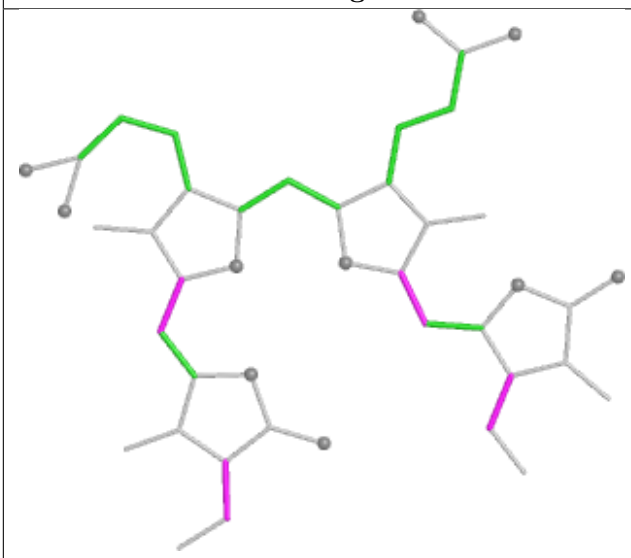

Torsions

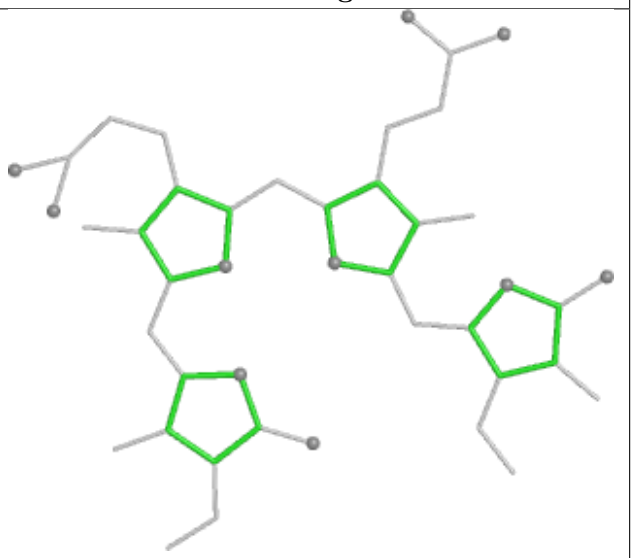

Rings

Ligand CLA CE 515

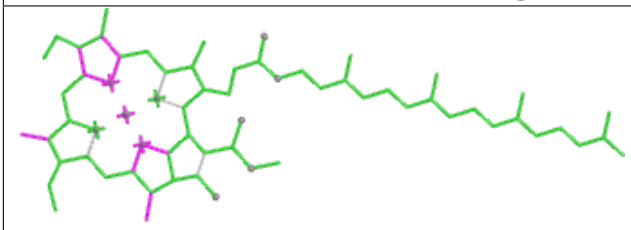

Bond lengths

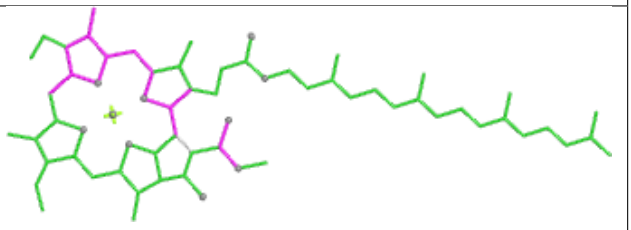

Bond angles

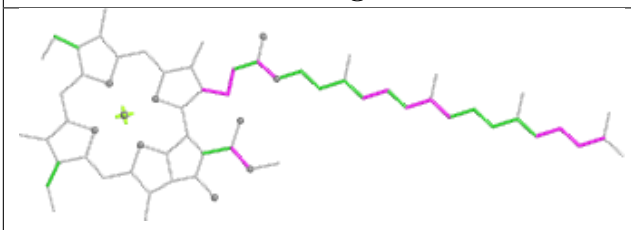

Torsions

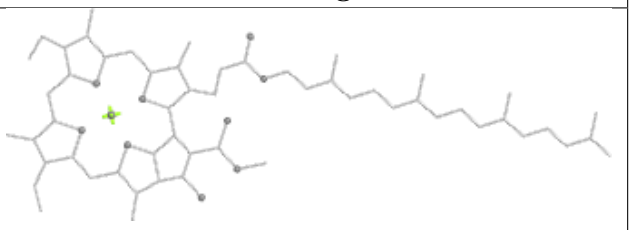

Rings

Ligand LMG MD 101

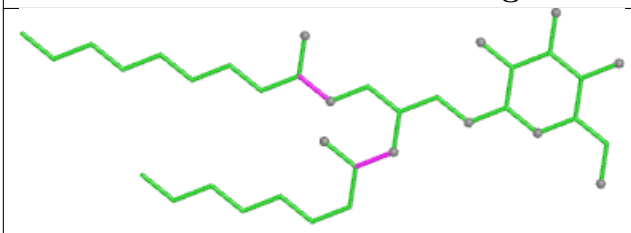

Bond lengths

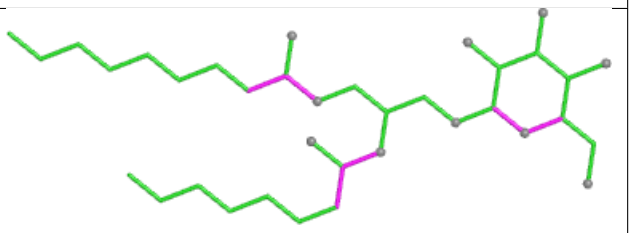

Bond angles

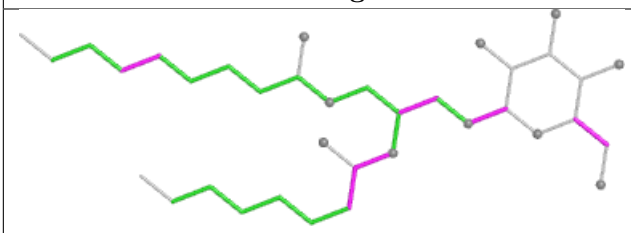

Torsions

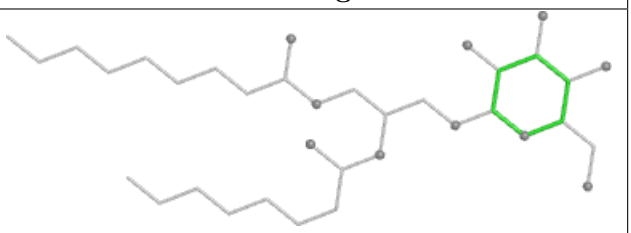

Rings

Ligand BCR CD 519

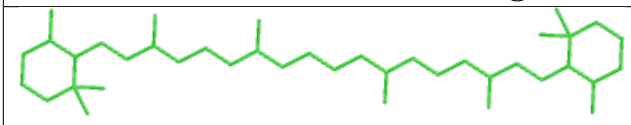

Bond lengths

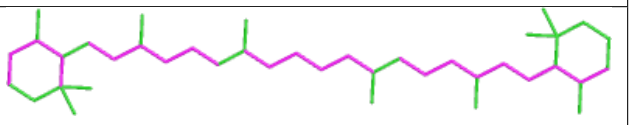

Bond angles



Torsions

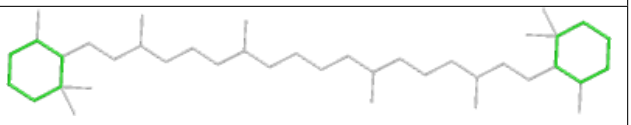

Rings

Ligand PL9 d1 408

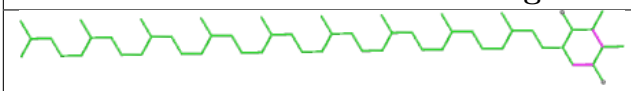

Bond lengths

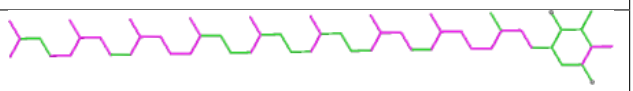

Bond angles

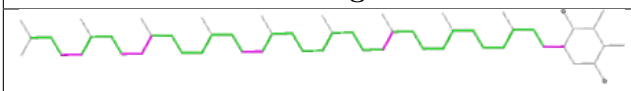

Torsions

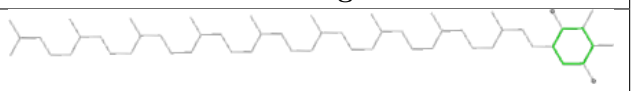

Rings

Ligand CYC f2 201

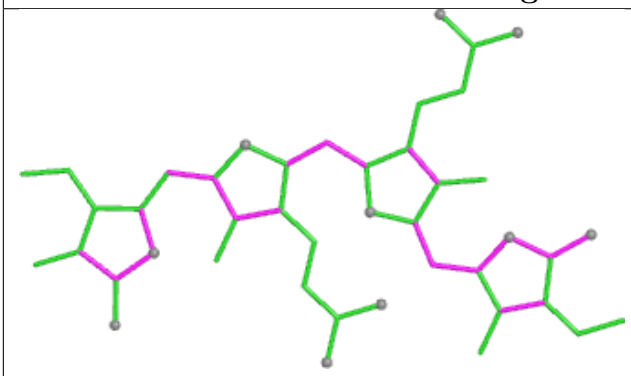

Bond lengths

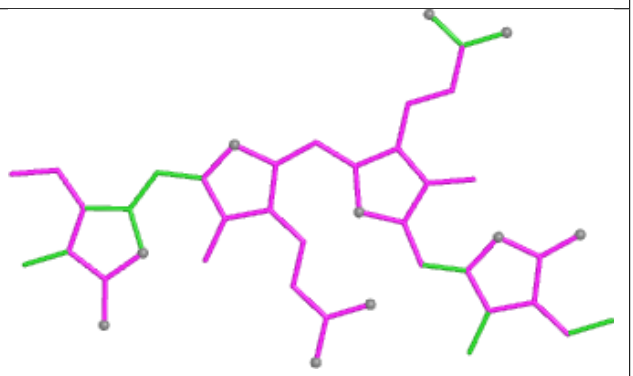

Bond angles

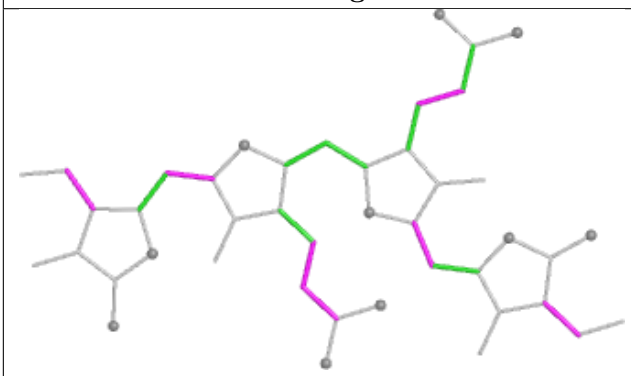

Torsions

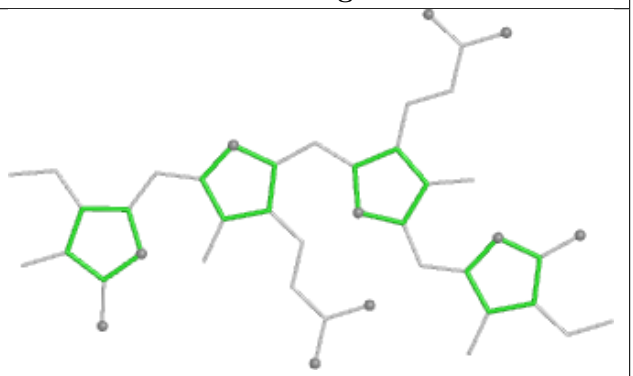

Rings

Ligand CYC l8 201

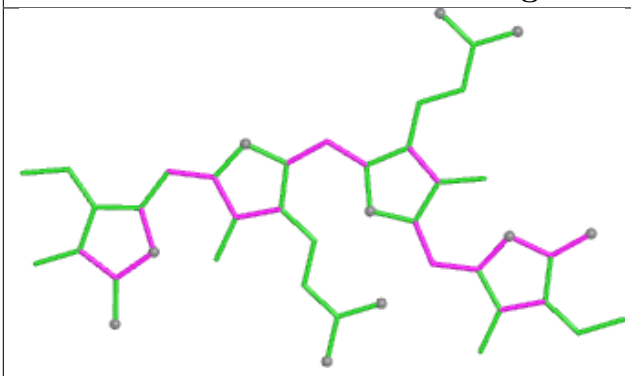

Bond lengths

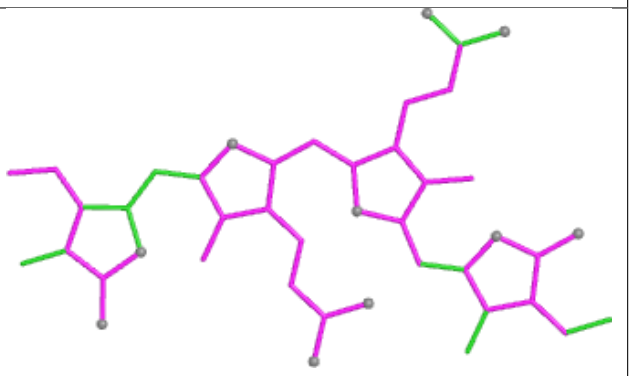

Bond angles

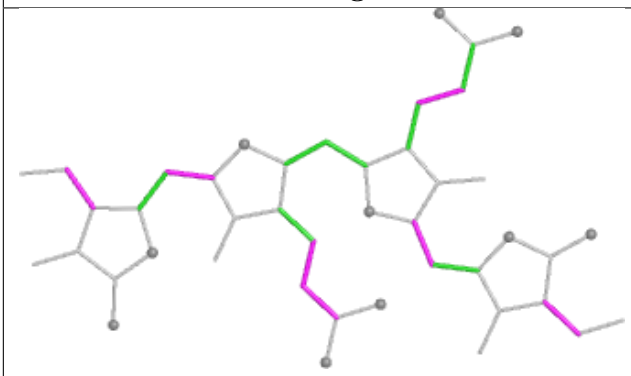

Torsions

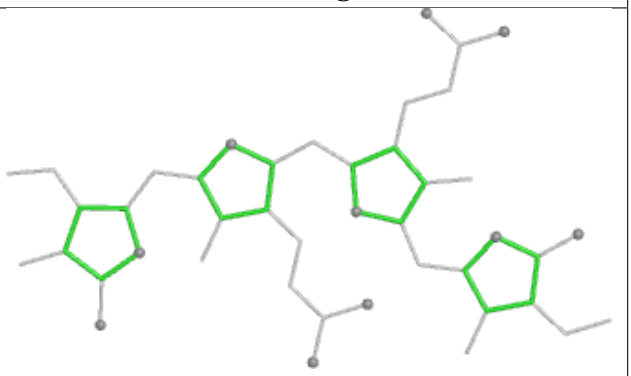

Rings

Ligand CYC h8 201

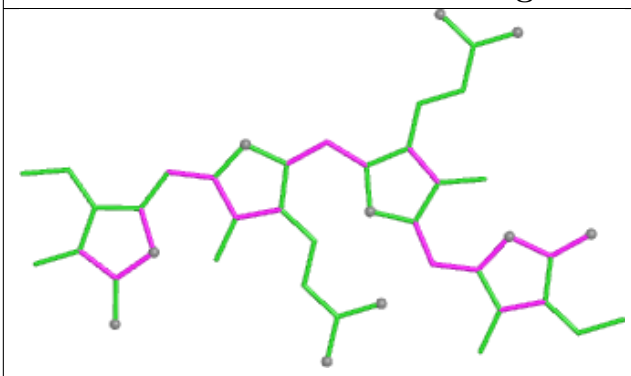

Bond lengths

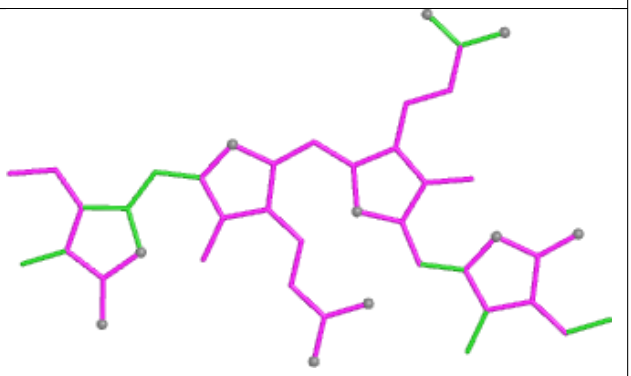

Bond angles

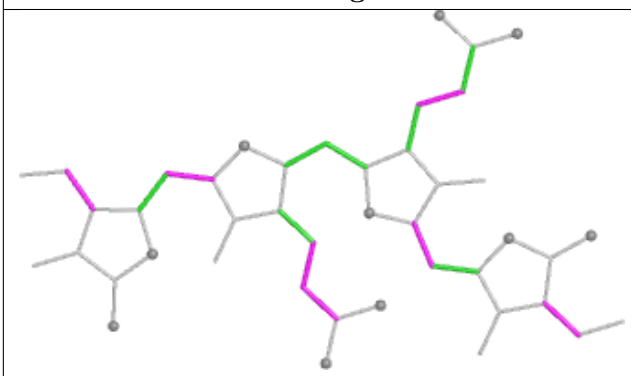

Torsions

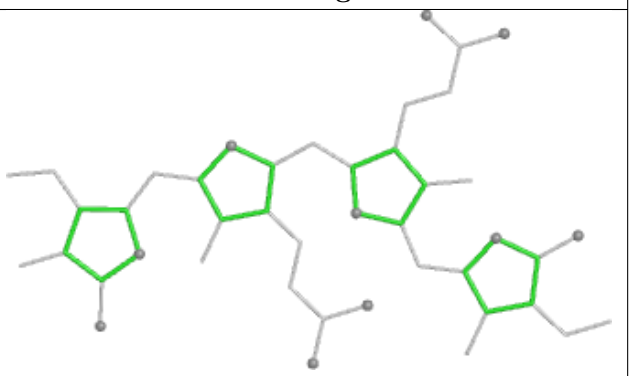

Rings

Ligand LMT BE 622

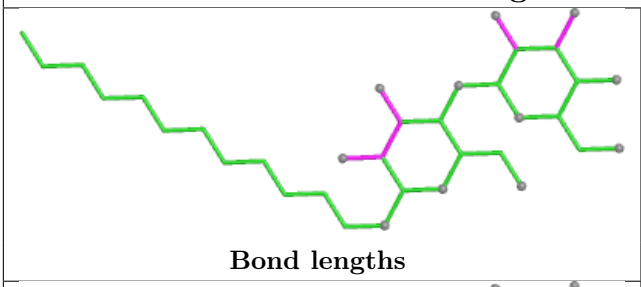

Bond lengths

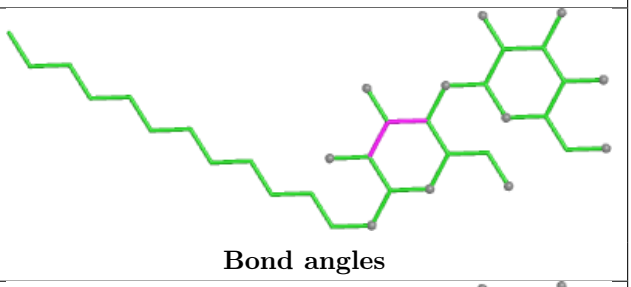

Bond angles

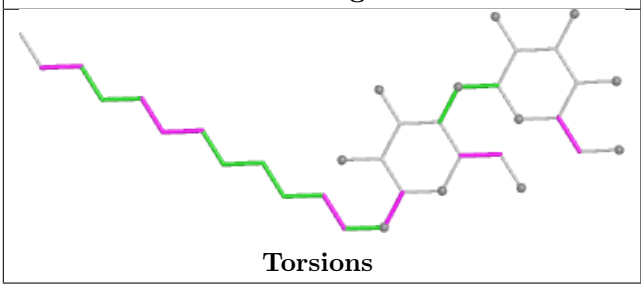

Torsions

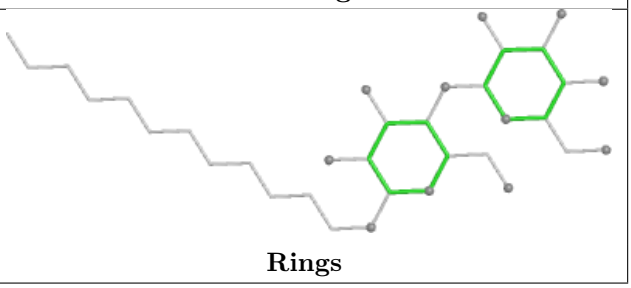

Rings

Ligand CYC PB 201

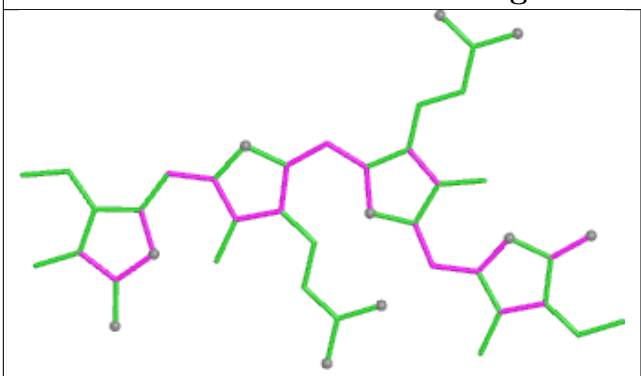

Bond lengths

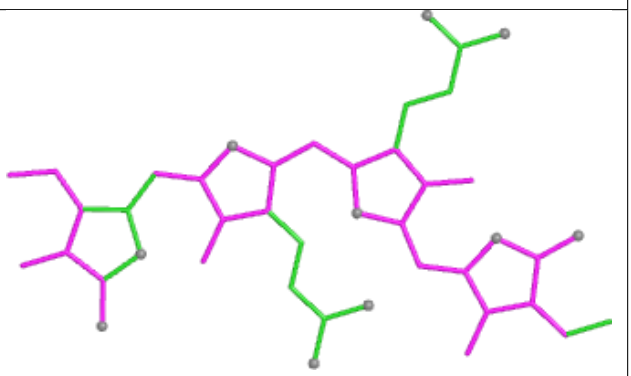

Bond angles

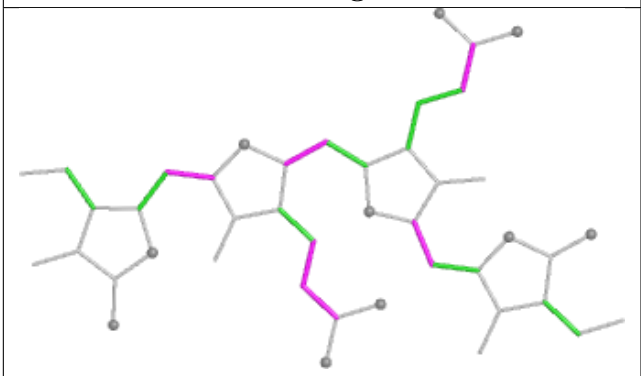

Torsions

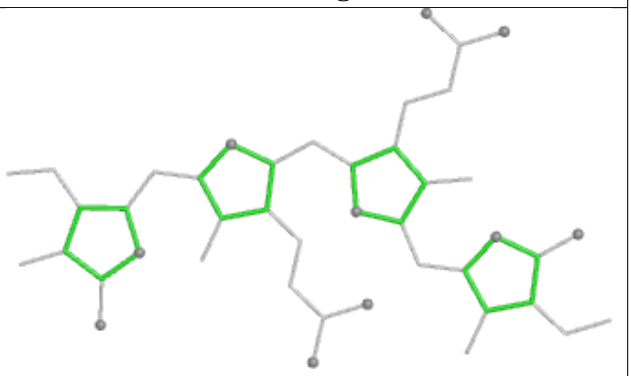

Rings

Ligand LHG dE 409

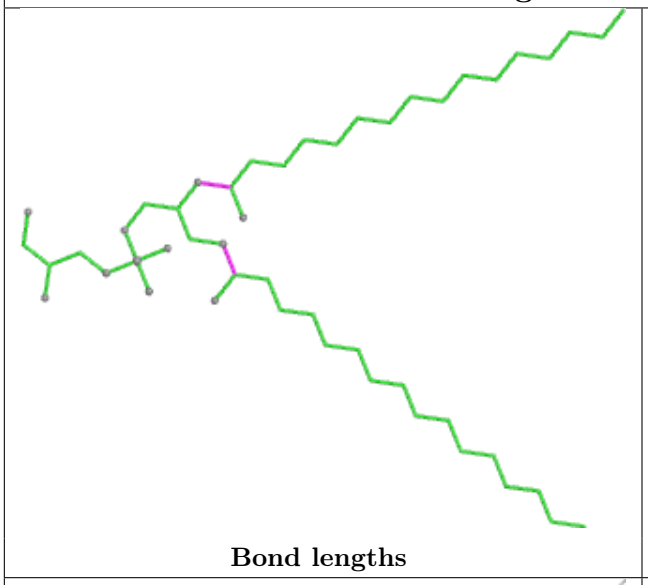

Bond lengths

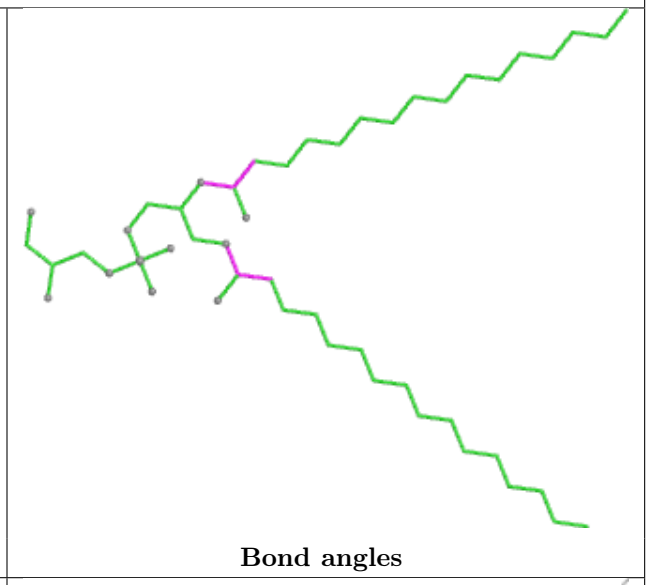

Bond angles

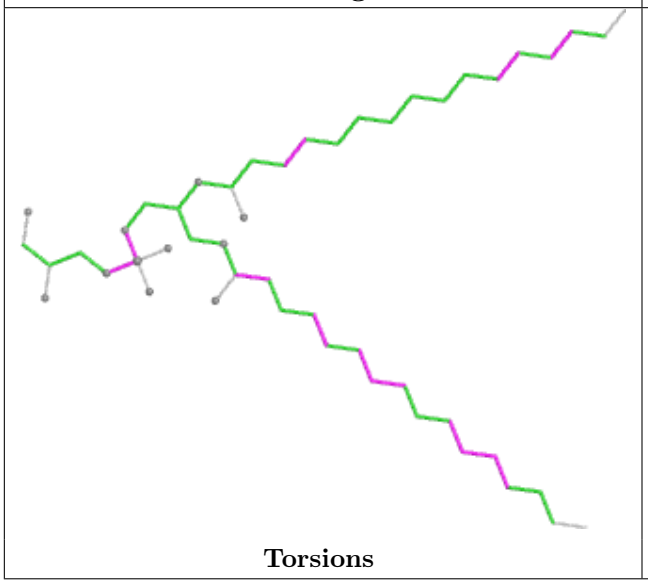

Torsions

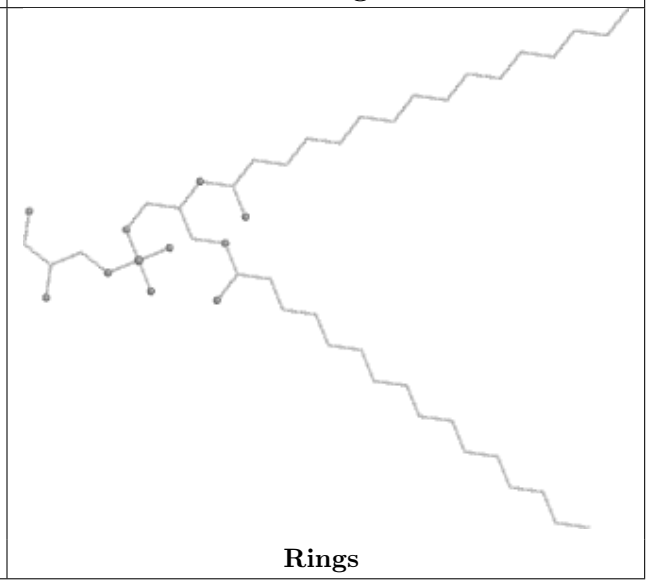

Rings

Ligand CYC o4 201

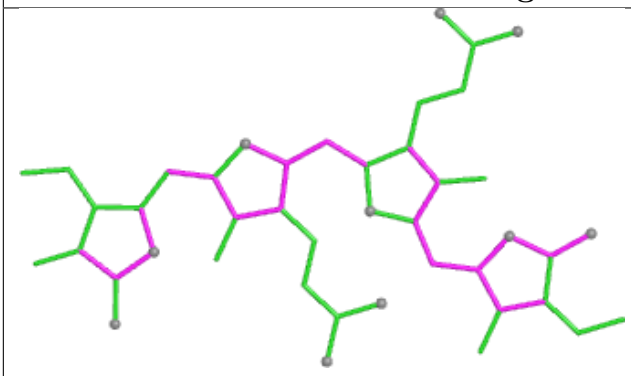

Bond lengths

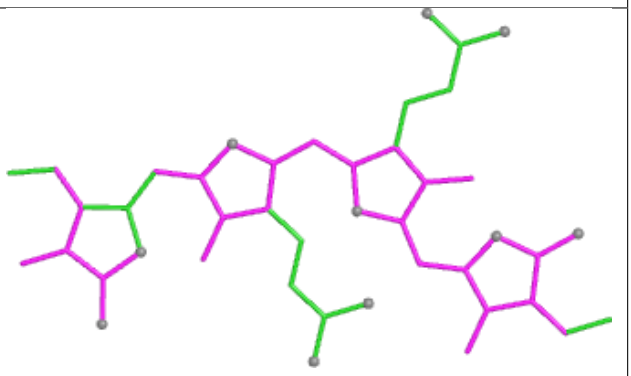

Bond angles

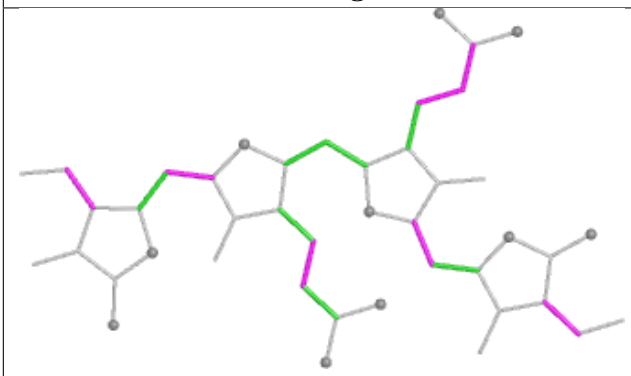

Torsions

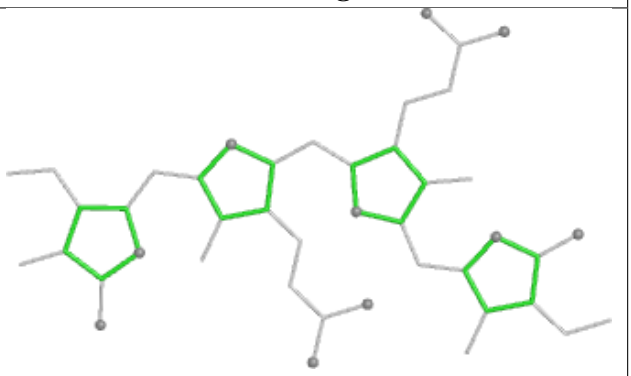

Rings

Ligand LMT BD 619



Bond lengths



Bond angles



Torsions

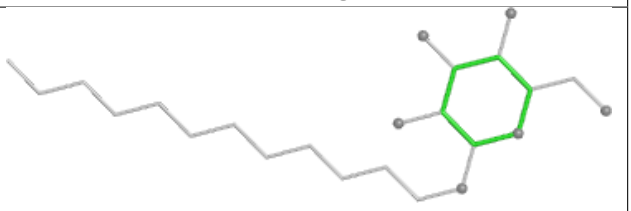

Rings

Ligand CYC i8 201

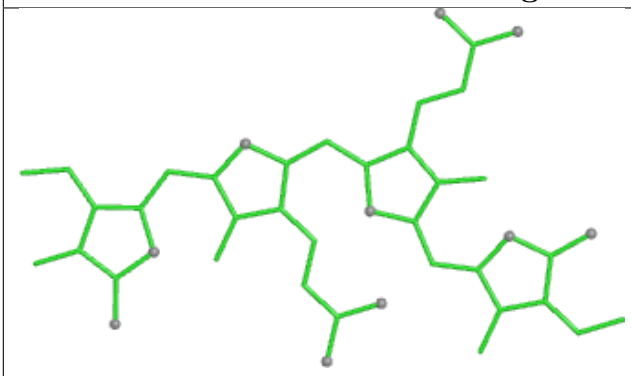

Bond lengths

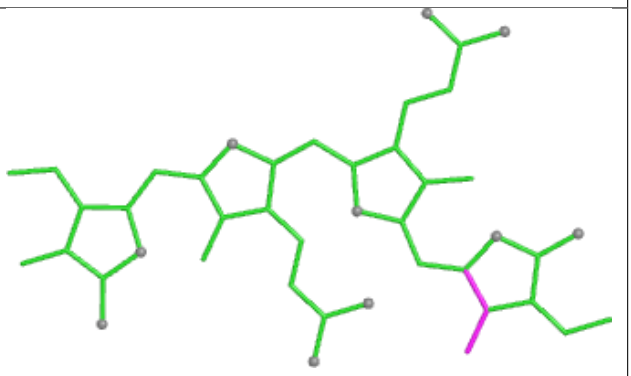

Bond angles

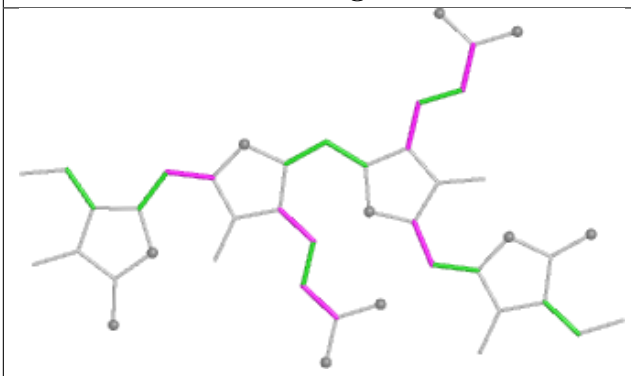

Torsions

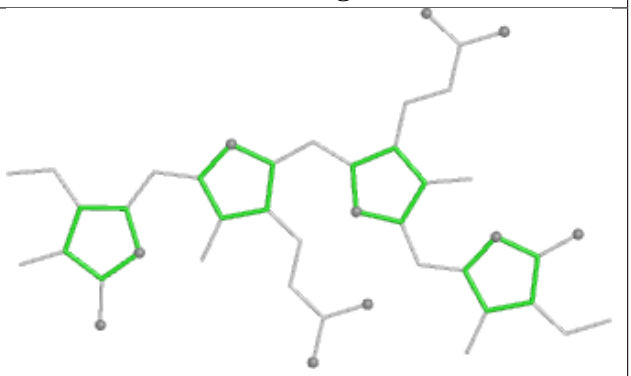

Rings

Ligand LMG C1 502

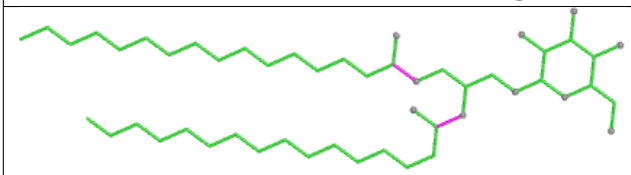

Bond lengths

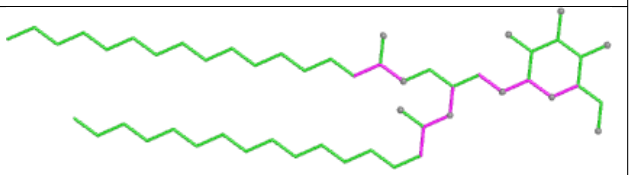

Bond angles

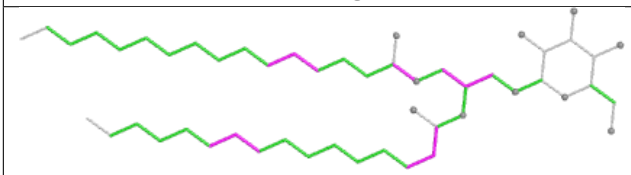

Torsions

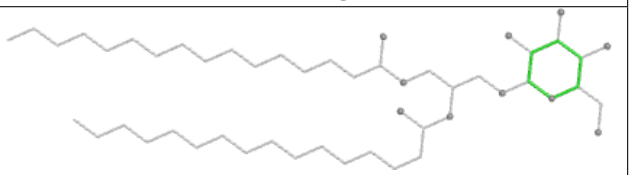

Rings

Ligand CLA XD 101

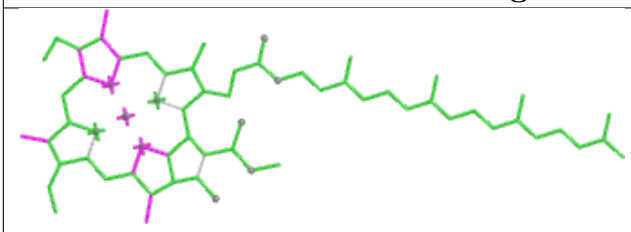

Bond lengths

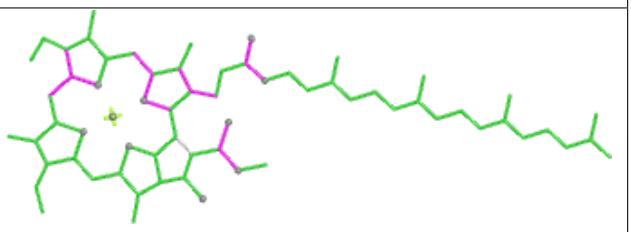

Bond angles

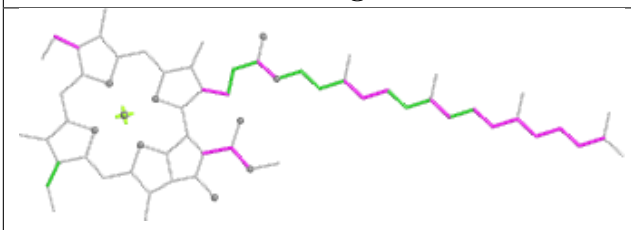

Torsions

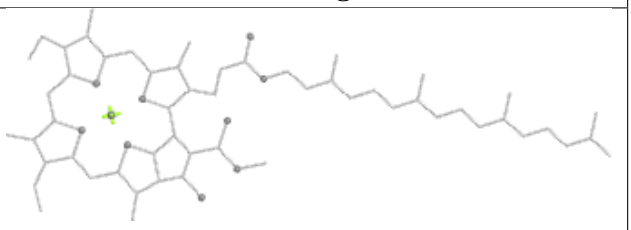

Rings

Ligand CYC fA 201

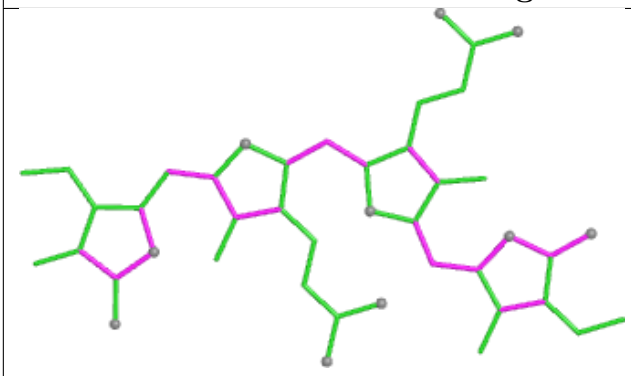

Bond lengths

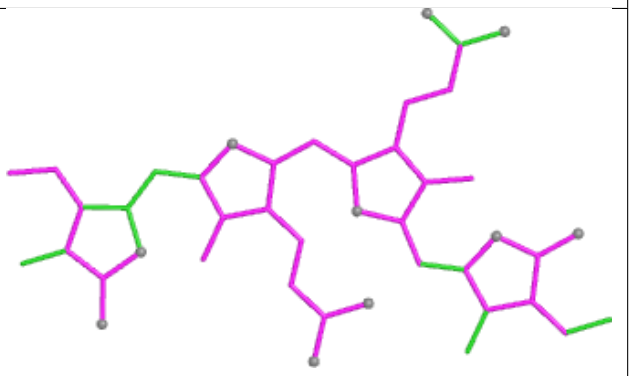

Bond angles

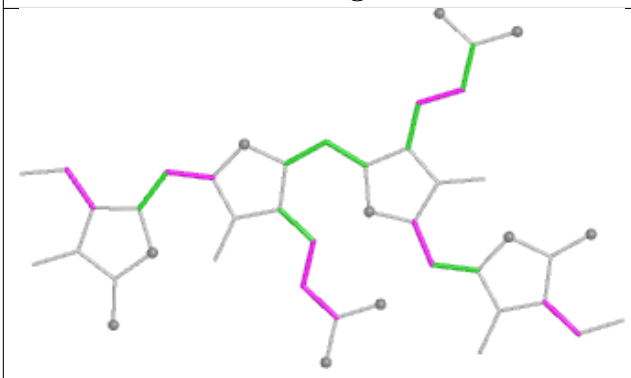

Torsions

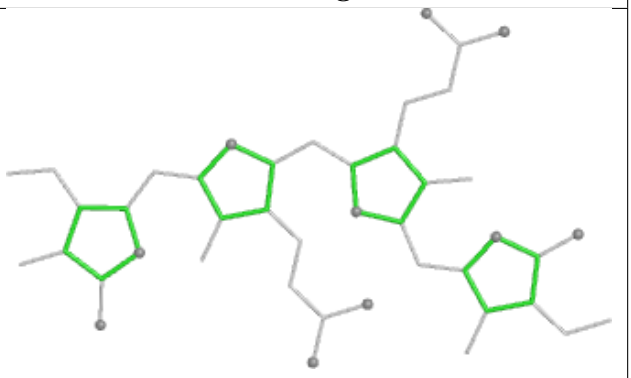

Rings

Ligand CYC iJ 201

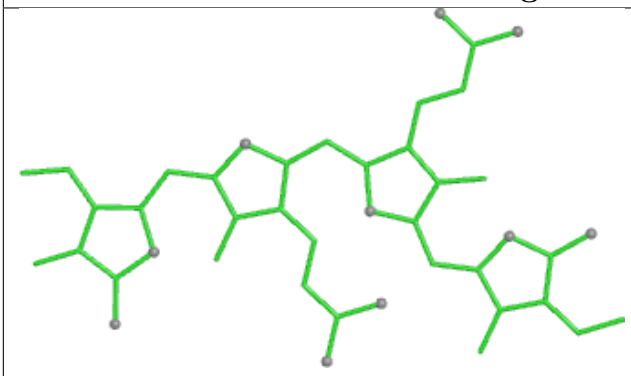

Bond lengths

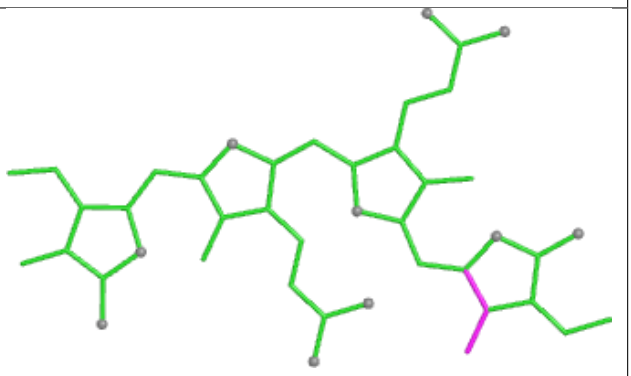

Bond angles

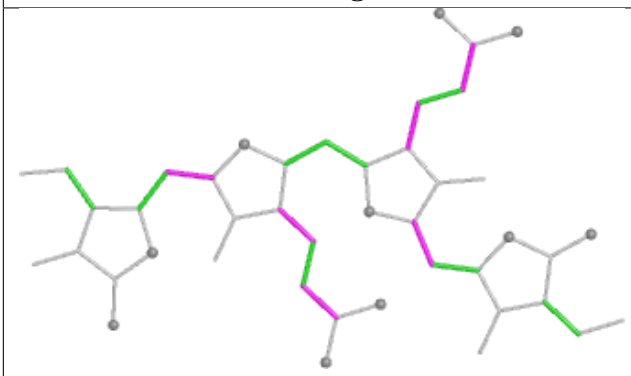

Torsions

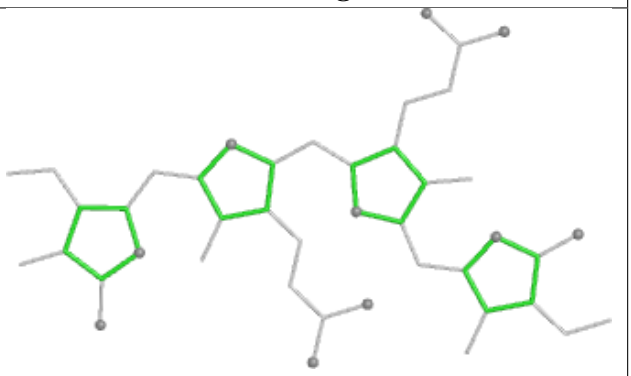

Rings

Ligand CLA CE 503

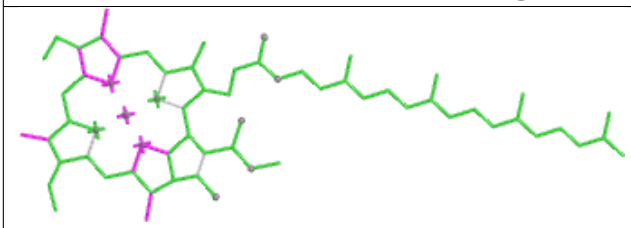

Bond lengths

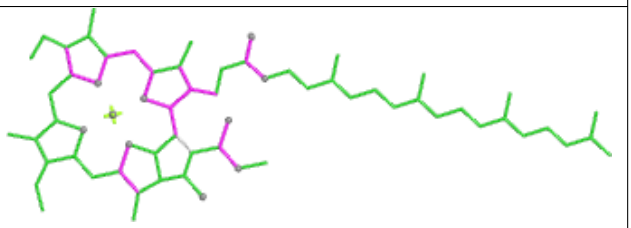

Bond angles

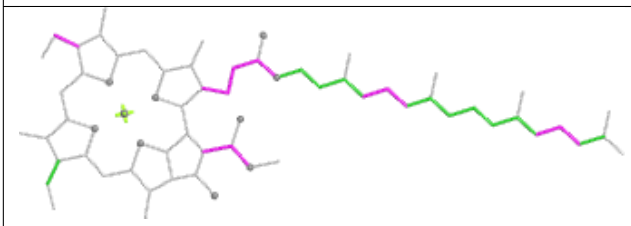

Torsions

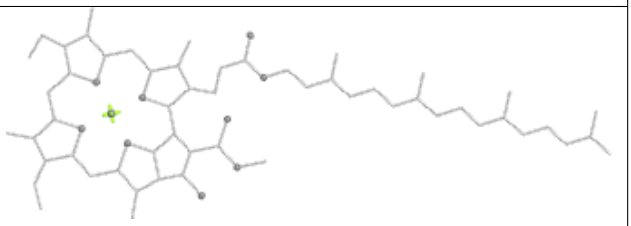

Rings

Ligand SQD A1 407

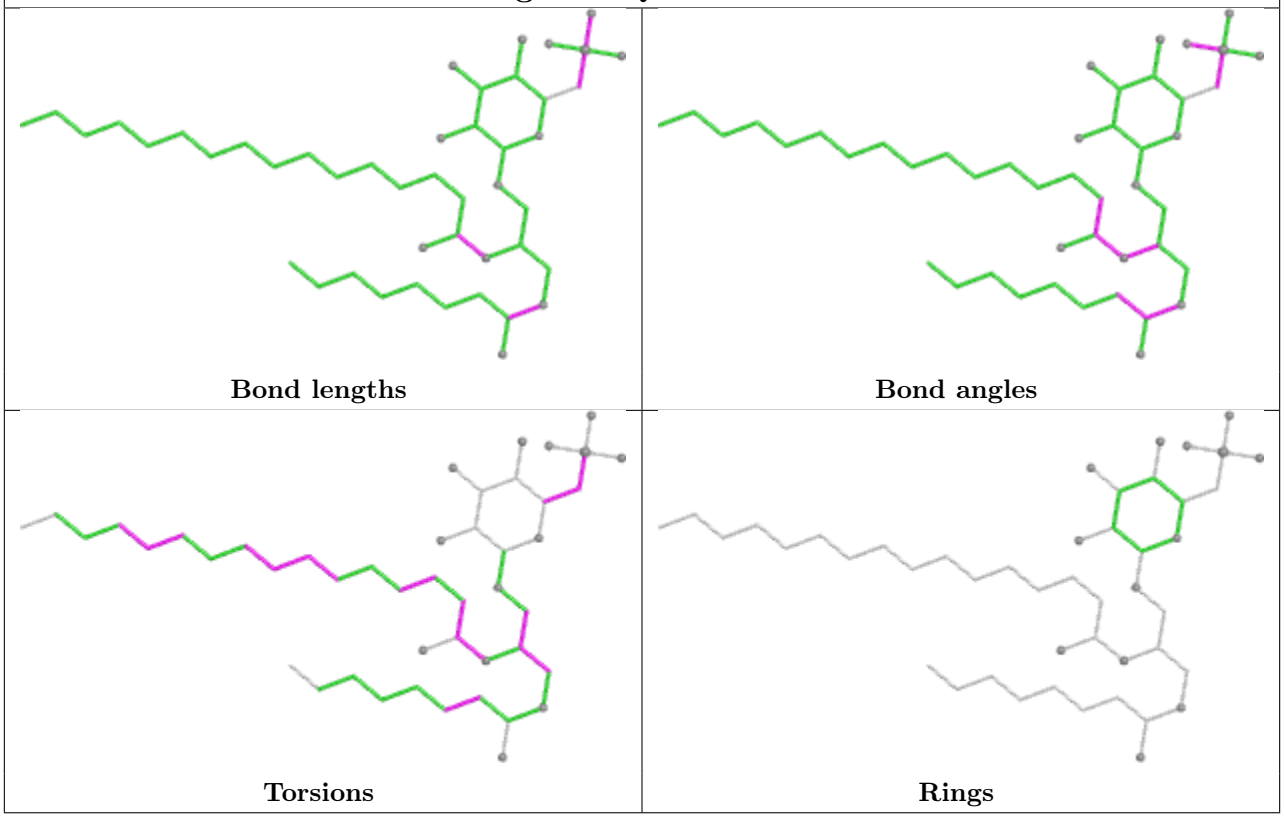

Ligand CYC KF 201

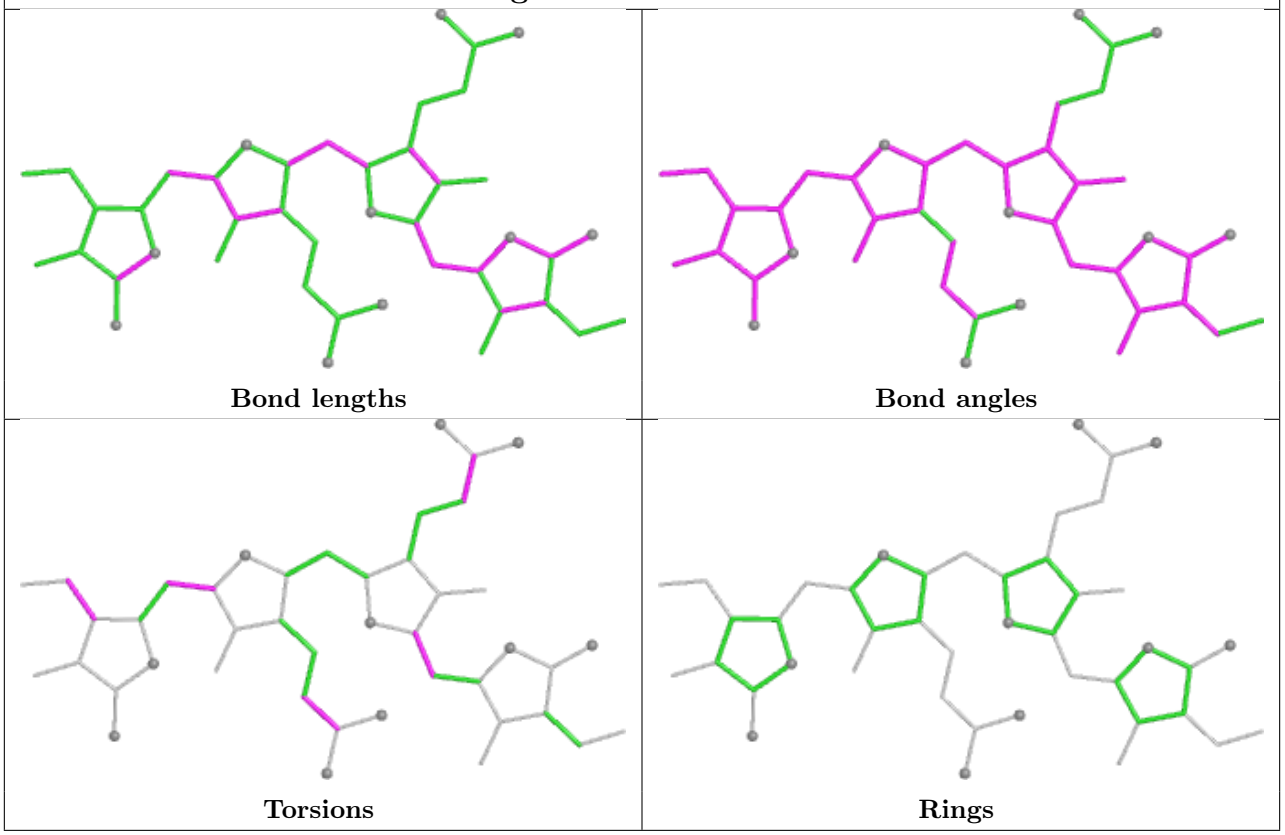

Ligand CLA bD 603

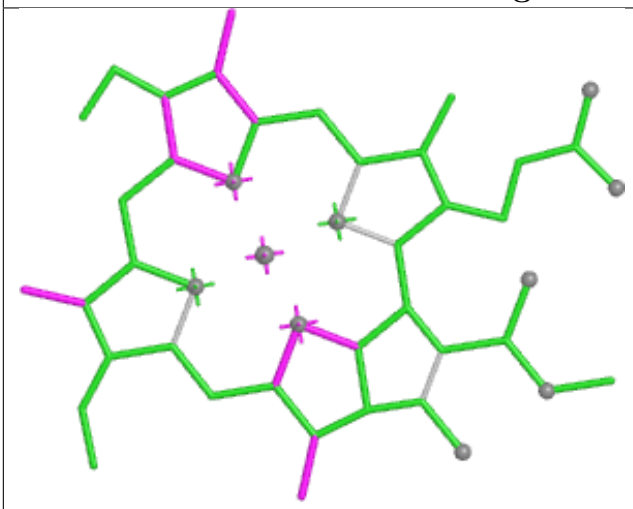

Bond lengths

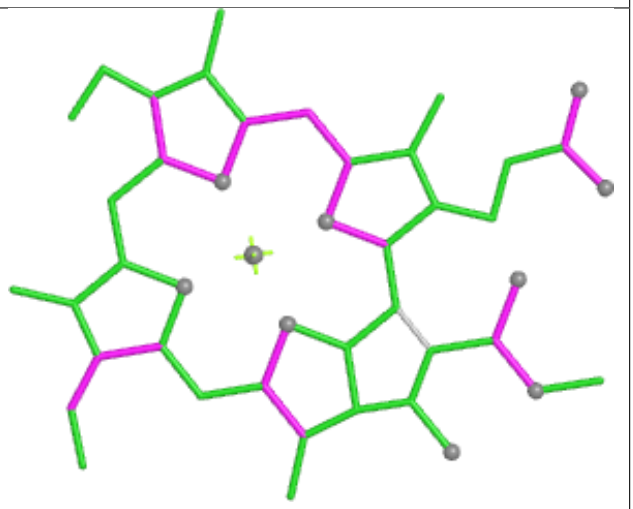

Bond angles

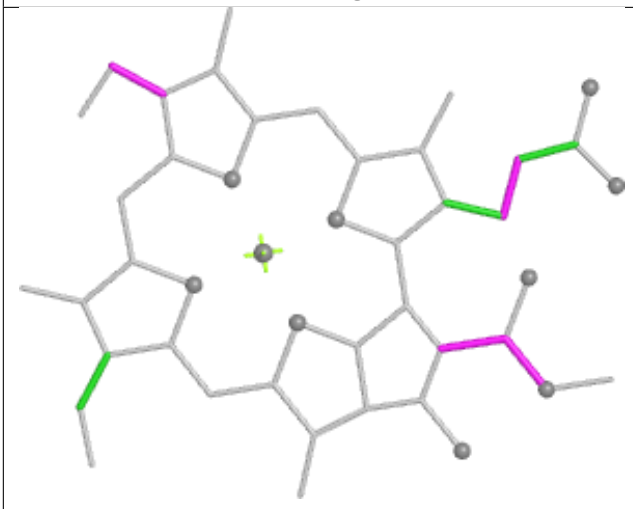

Torsions



Rings

Ligand CLA bD 604

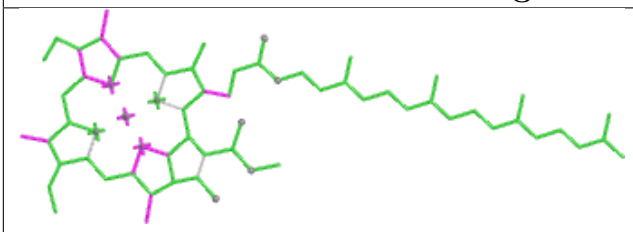

Bond lengths

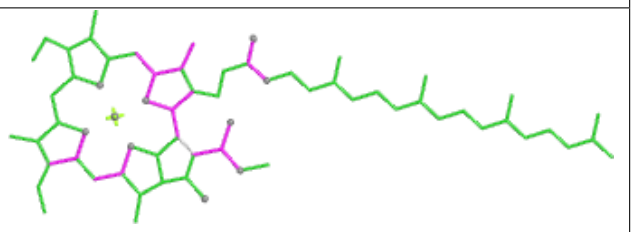

Bond angles

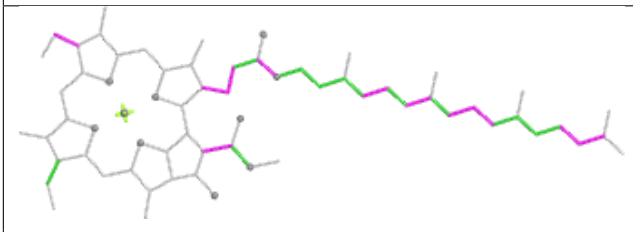

Torsions

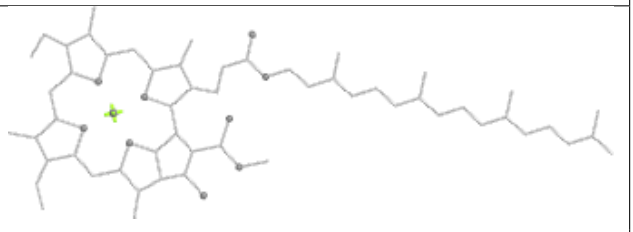

Rings

Ligand LMT DD 412



Bond lengths



Bond angles



Torsions

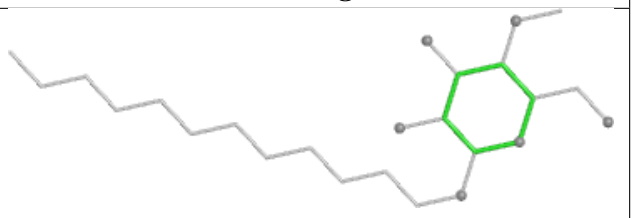

Rings

Ligand CYC j9 202

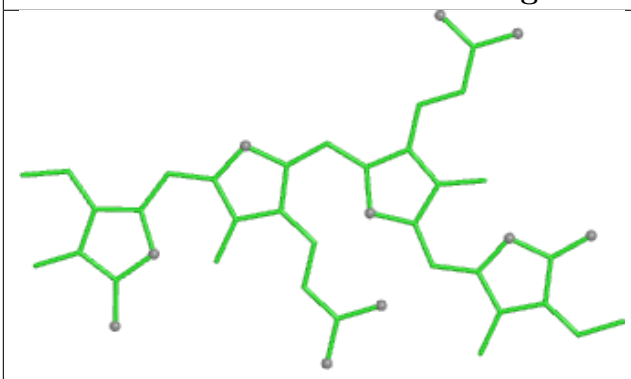

Bond lengths

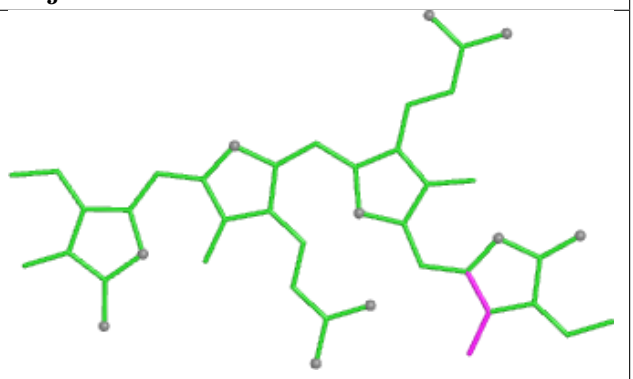

Bond angles

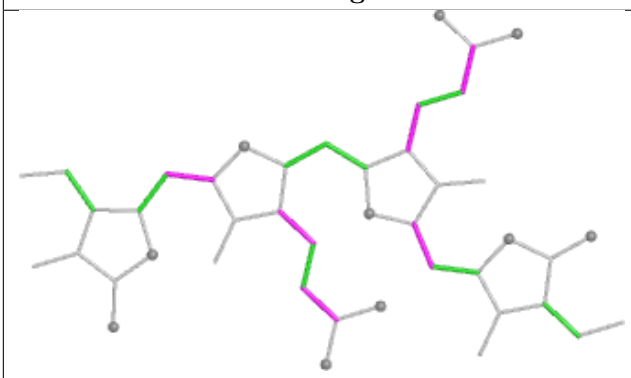

Torsions

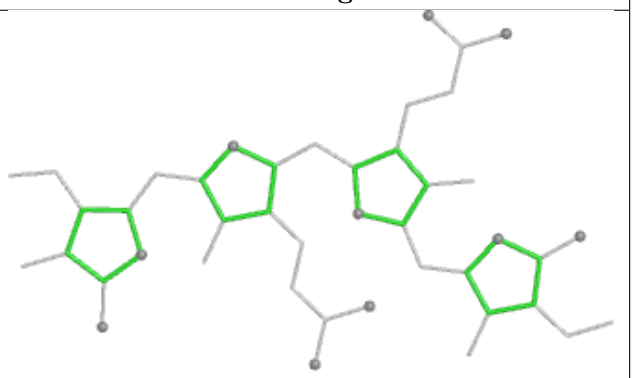

Rings

Ligand CLA cD 508

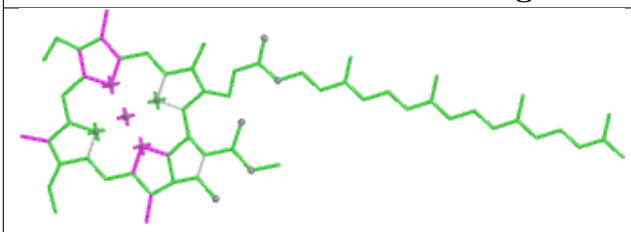

Bond lengths

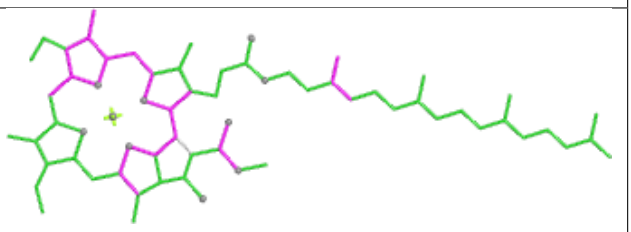

Bond angles

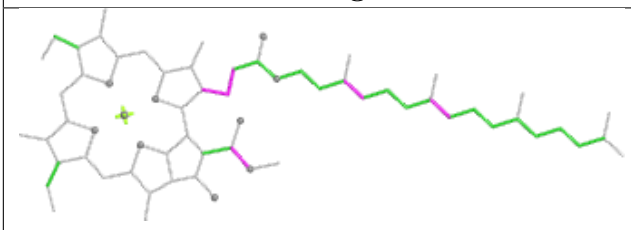

Torsions

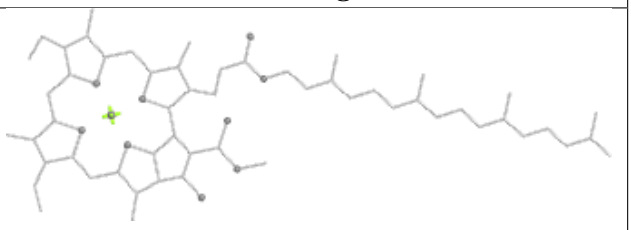

Rings

Ligand CYC j5 201

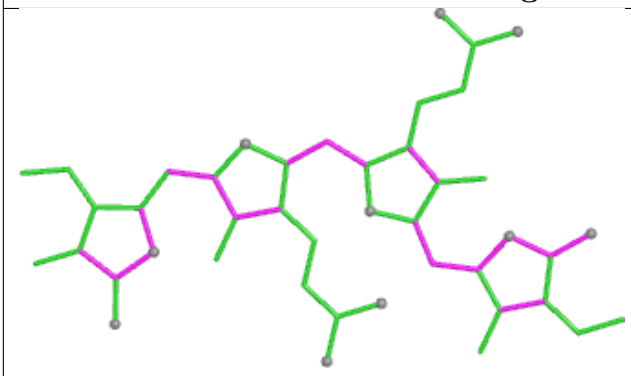

Bond lengths

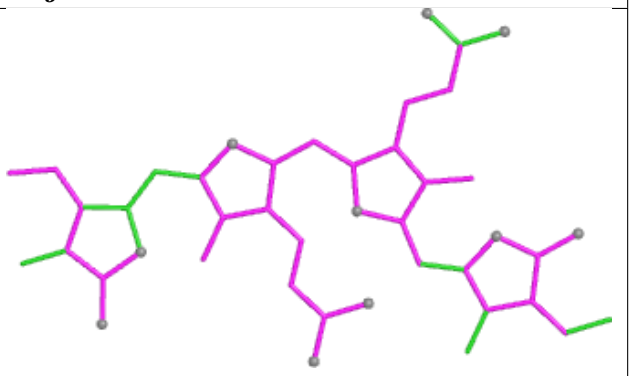

Bond angles

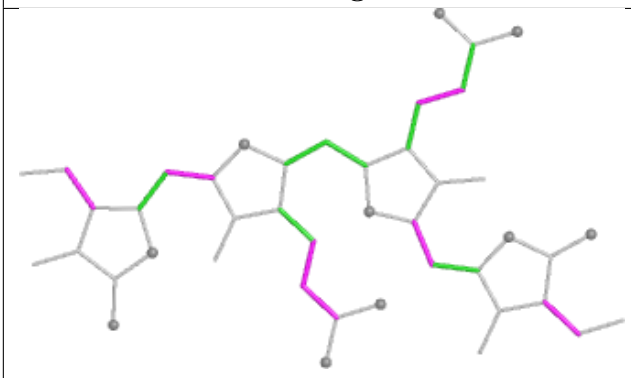

Torsions

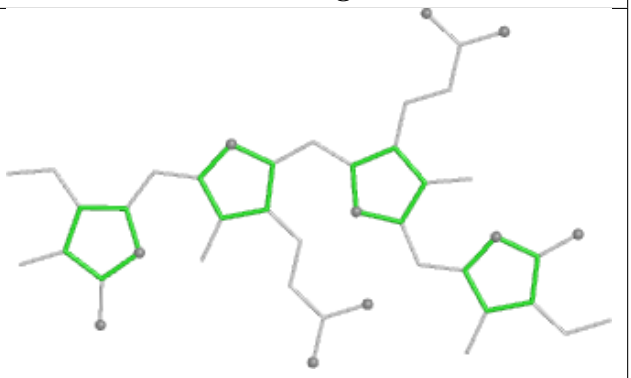

Rings

Ligand CLA X1 101

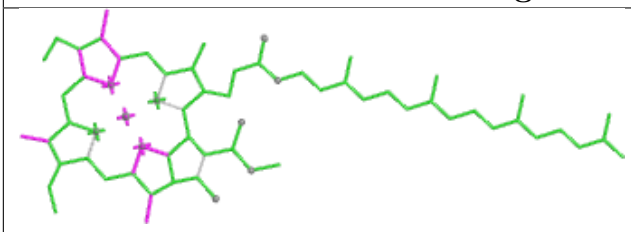

Bond lengths

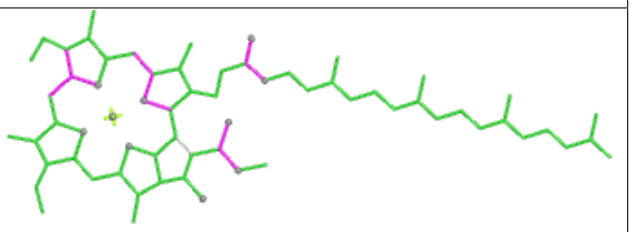

Bond angles

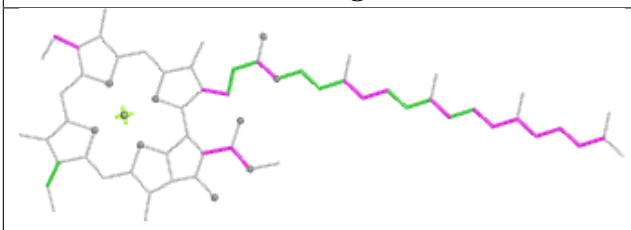

Torsions

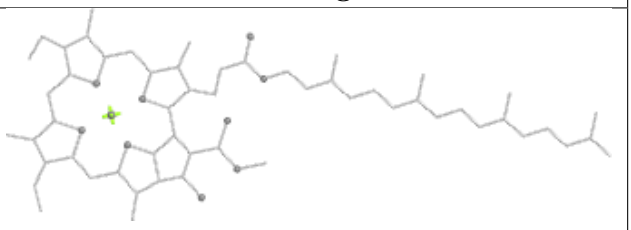

Rings

Ligand CYC jH 201

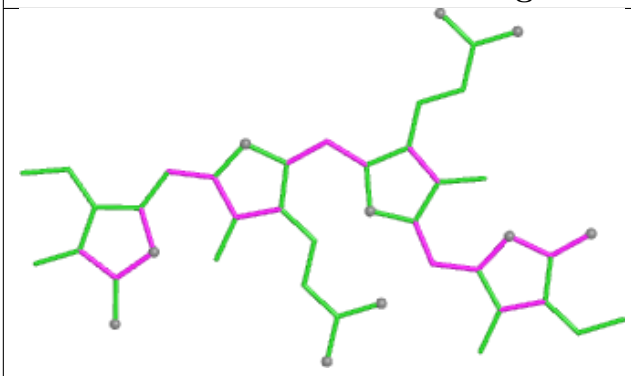

Bond lengths

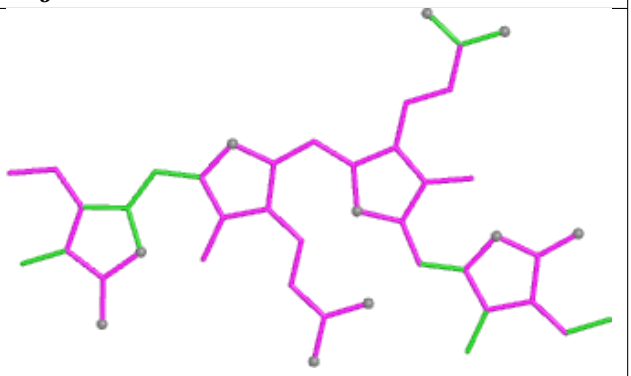

Bond angles

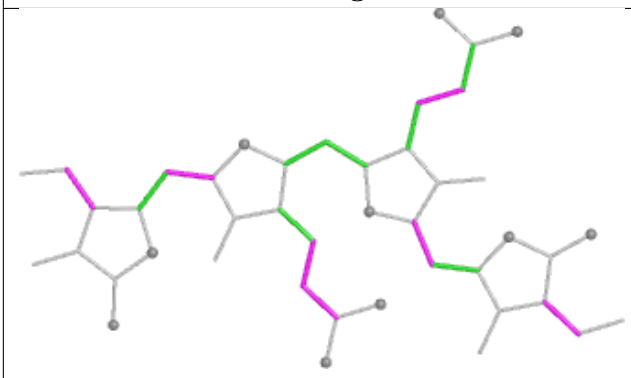

Torsions

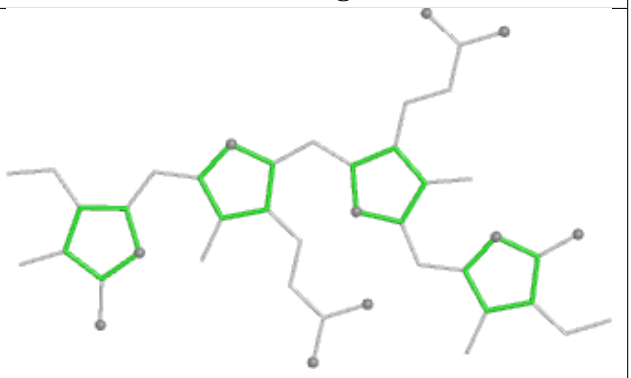

Rings

Ligand CYC GL 201

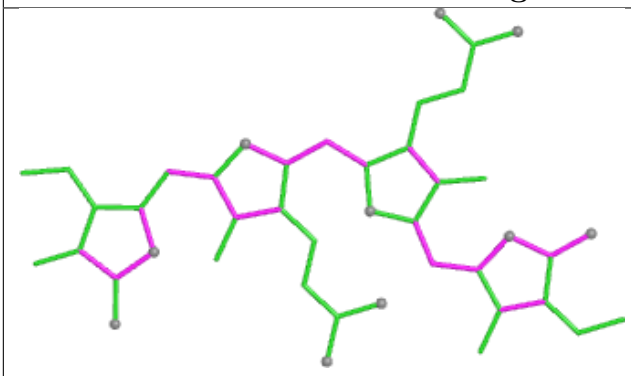

Bond lengths

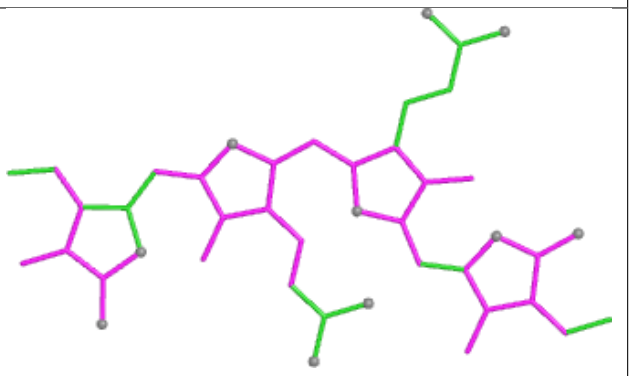

Bond angles

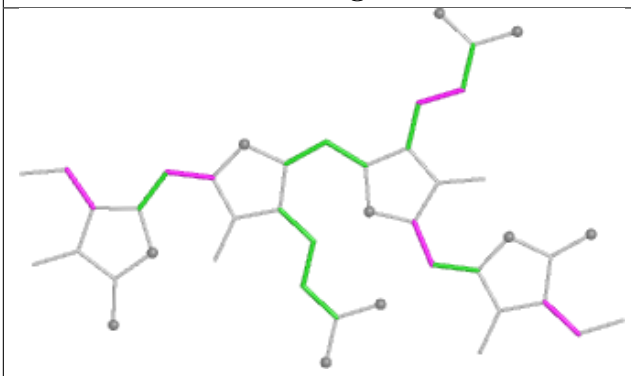

Torsions

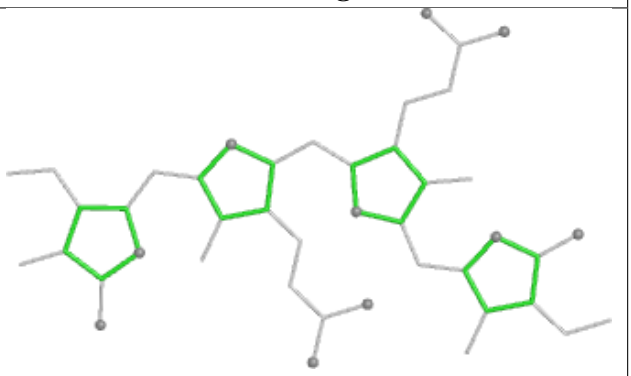

Rings

Ligand SQD LE 101

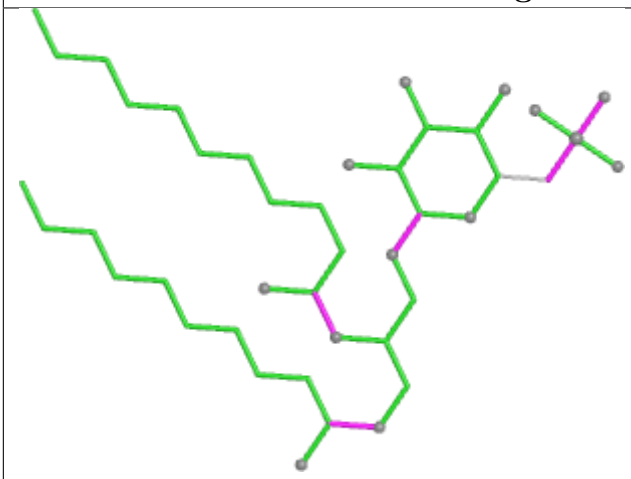

Bond lengths

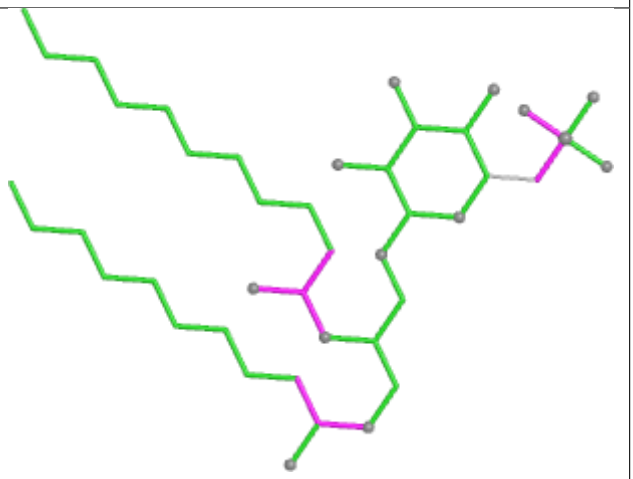

Bond angles

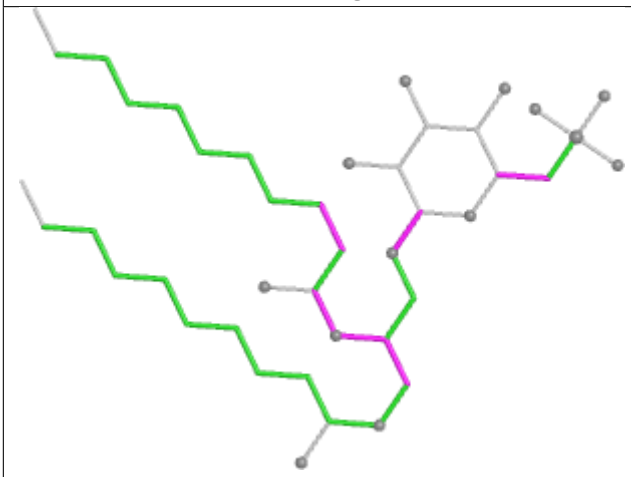

Torsions

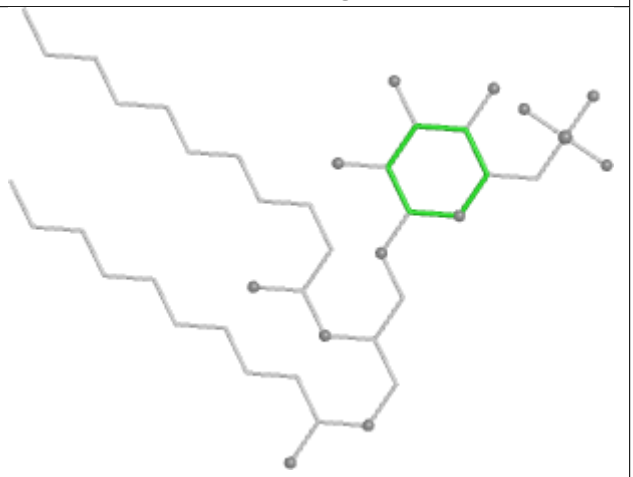

Rings

Ligand CLA B1 613

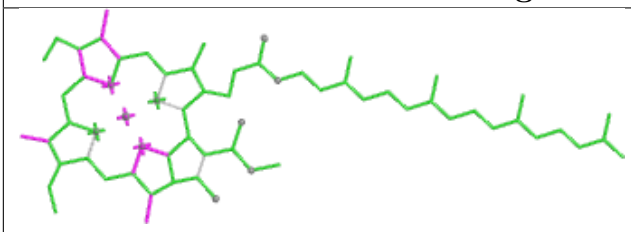

Bond lengths

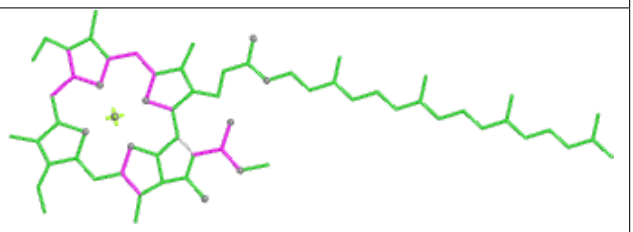

Bond angles

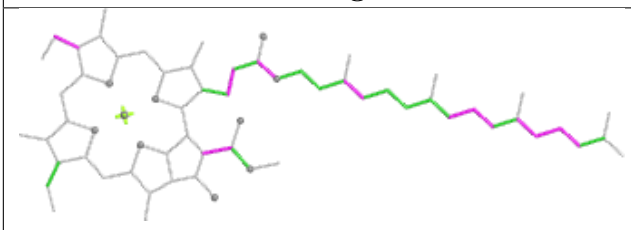

Torsions

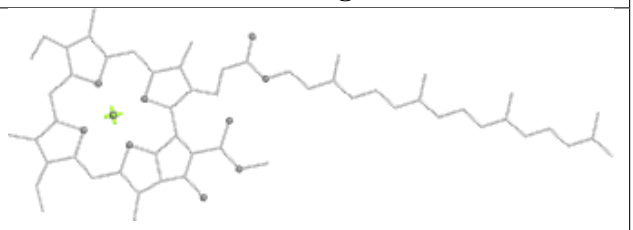

Rings

Ligand CLA B1 610

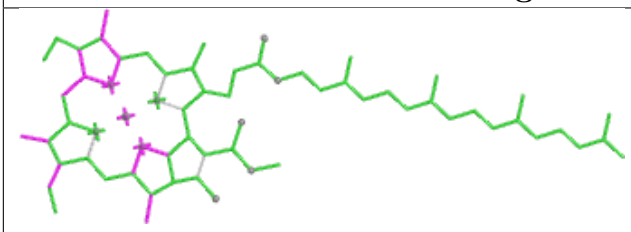

Bond lengths

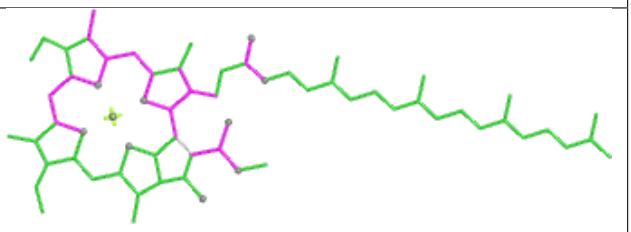

Bond angles

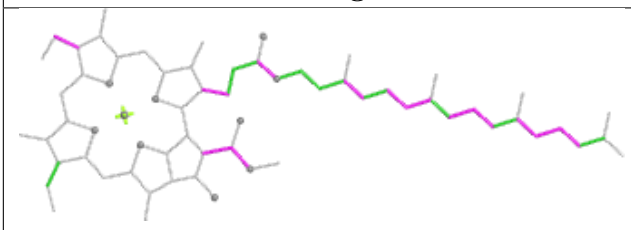

Torsions

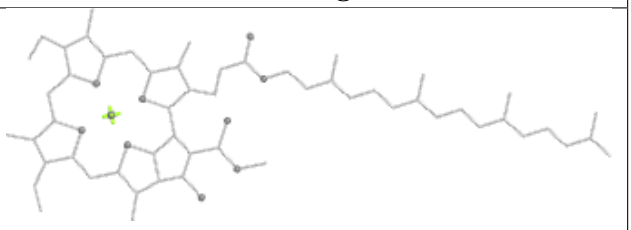

Rings

Ligand BCR ID 102



Bond lengths

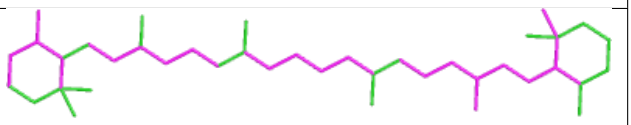

Bond angles

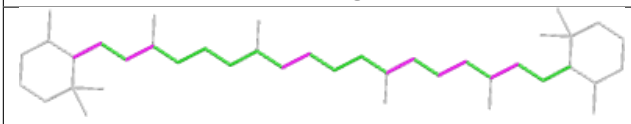

Torsions

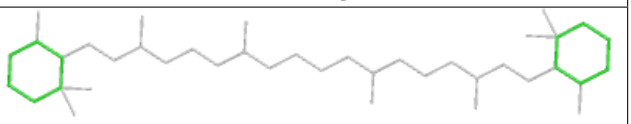

Rings

Ligand CYC dF 201

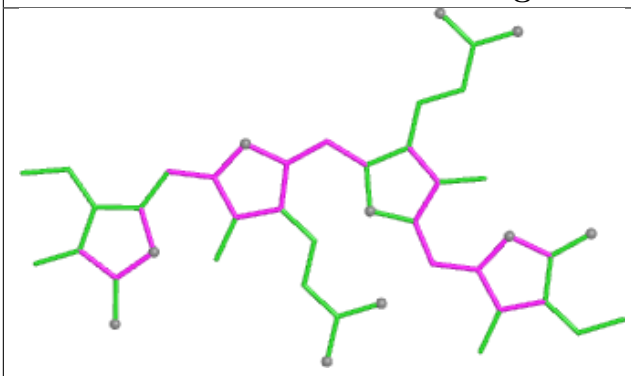

Bond lengths

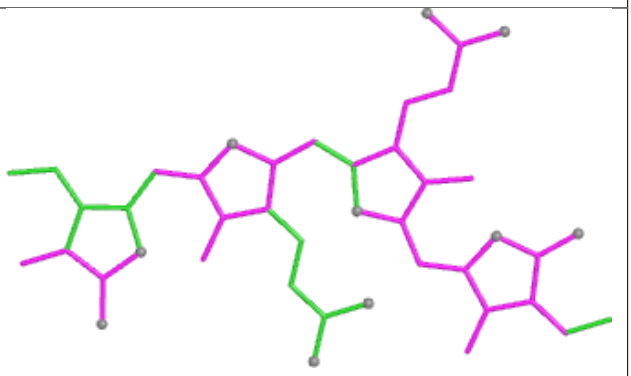

Bond angles

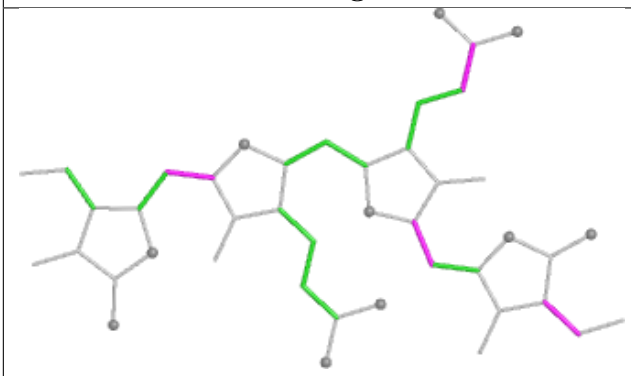

Torsions

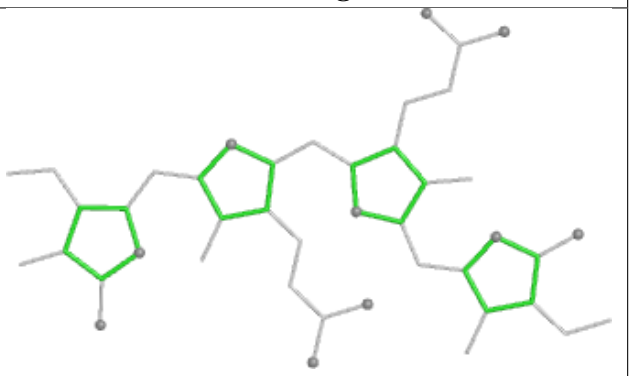

Rings

Ligand CYC eH 202

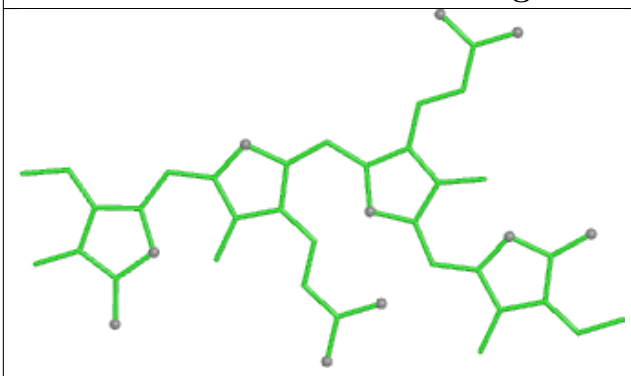

Bond lengths

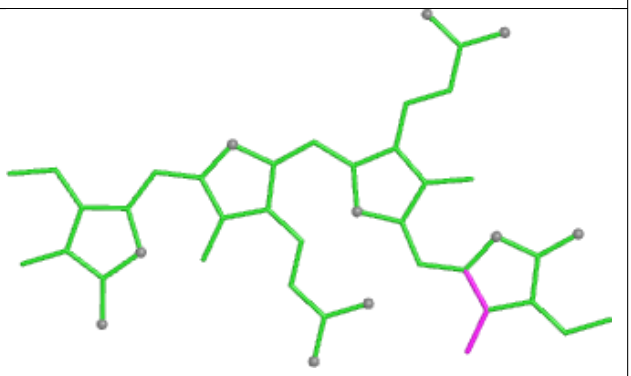

Bond angles

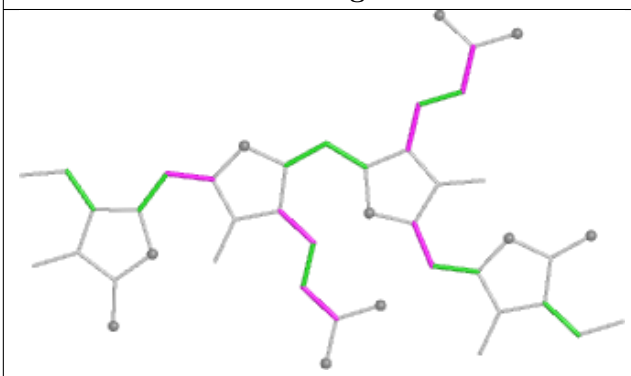

Torsions

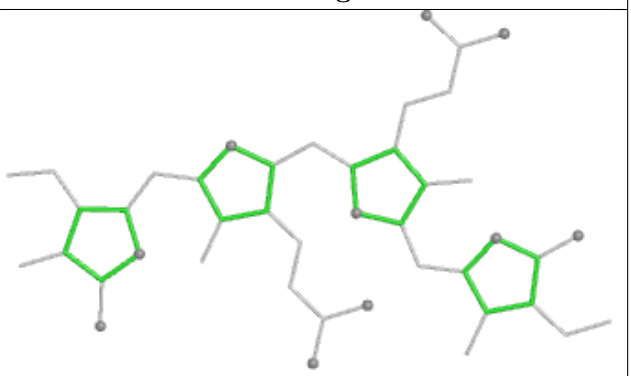

Rings

Ligand CYC z4 201

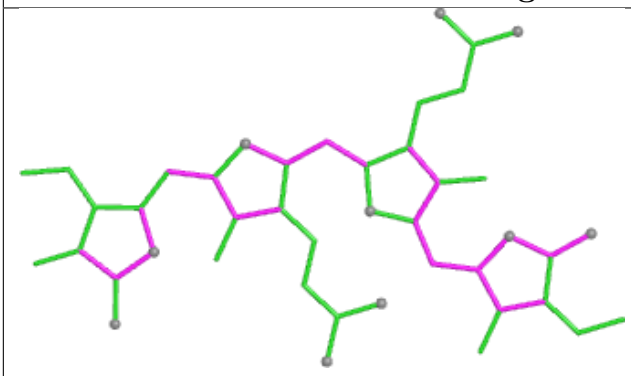

Bond lengths

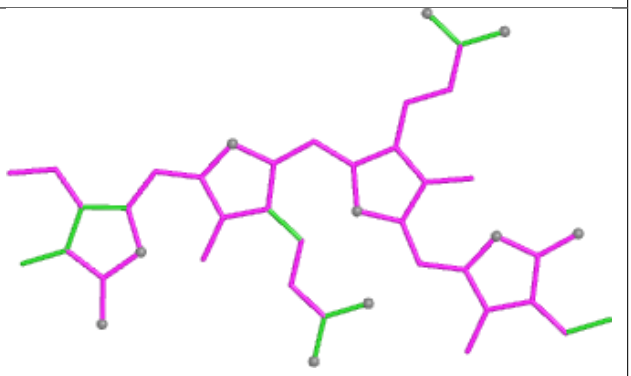

Bond angles

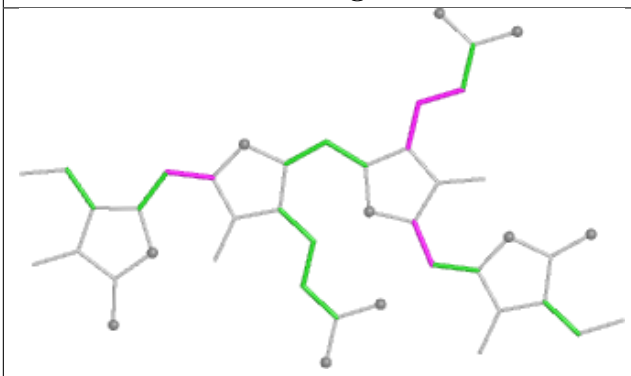

Torsions

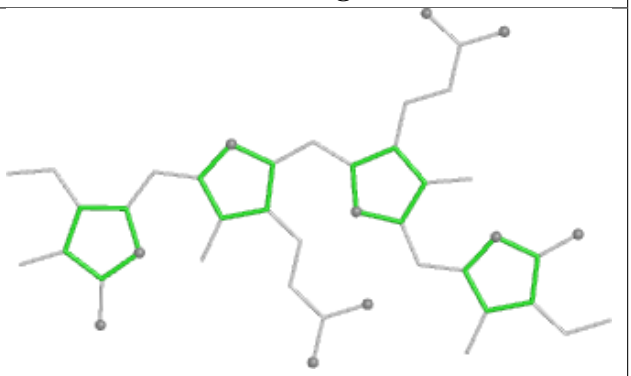

Rings

Ligand CYC uB 201

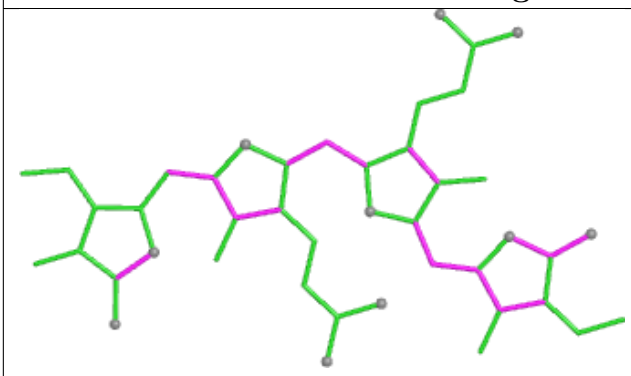

Bond lengths

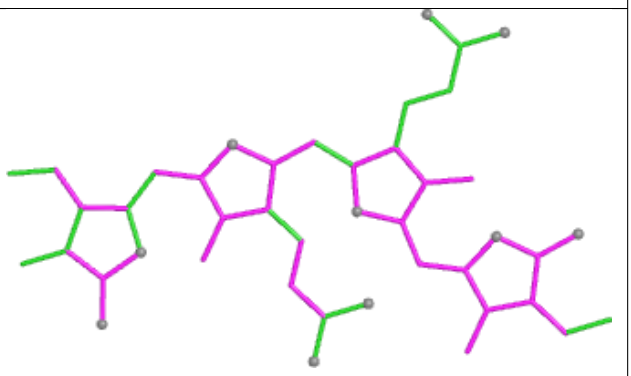

Bond angles

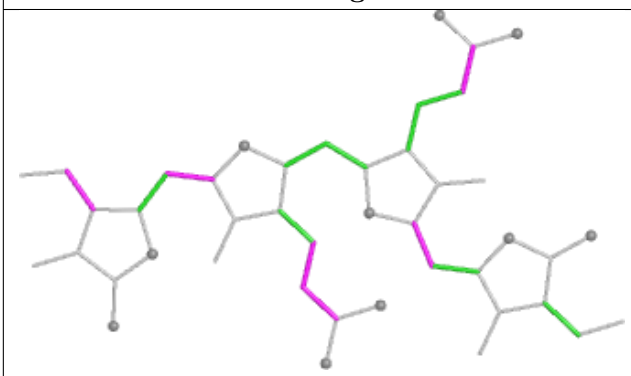

Torsions

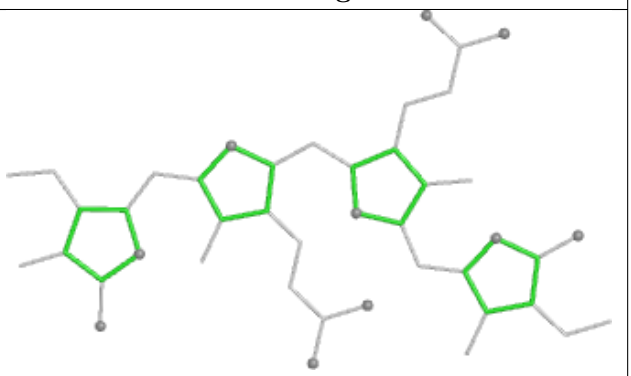

Rings

Ligand DGD cE 518

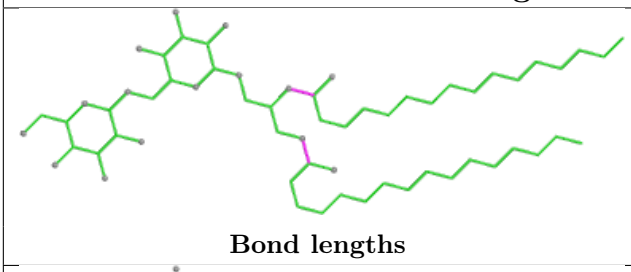

Bond lengths

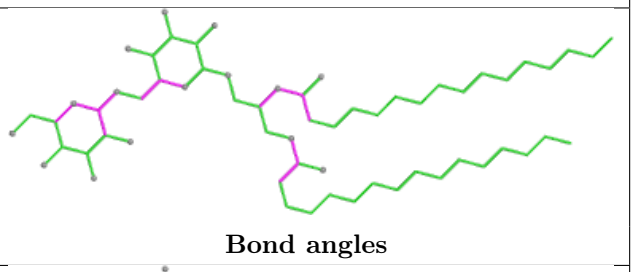

Bond angles

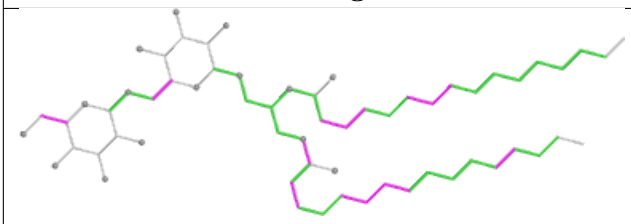

Torsions

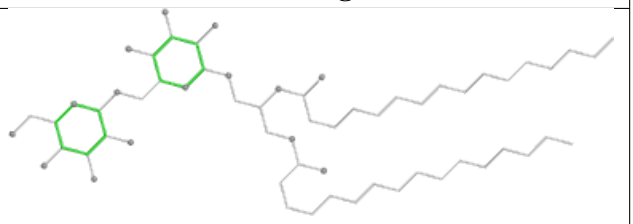

Rings

Ligand DGD h1 104

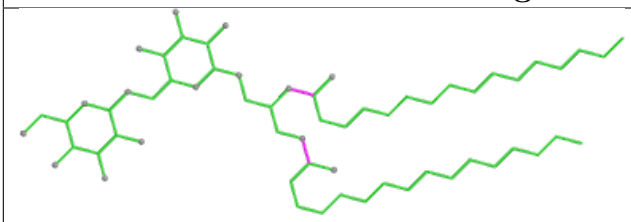

Bond lengths

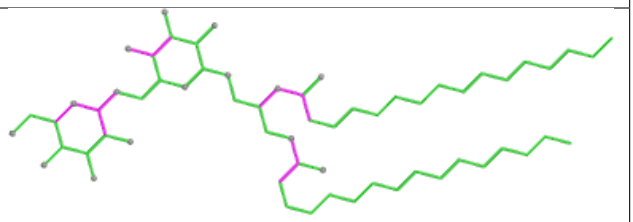

Bond angles

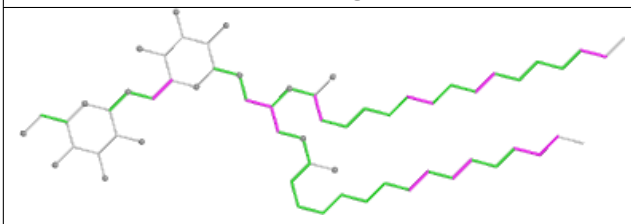

Torsions

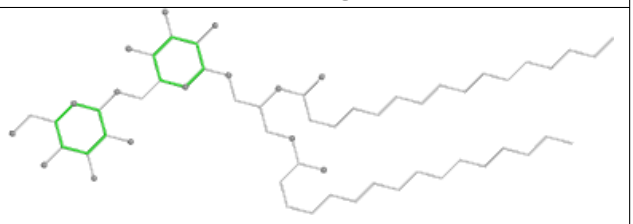

Rings

Ligand CYC gK 201

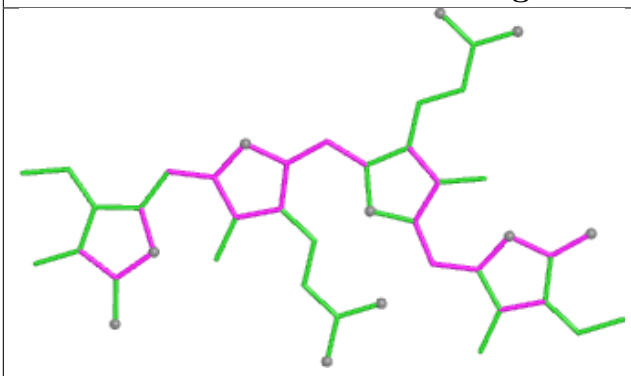

Bond lengths

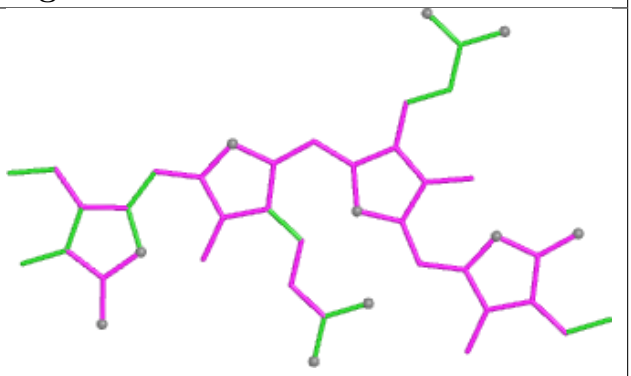

Bond angles

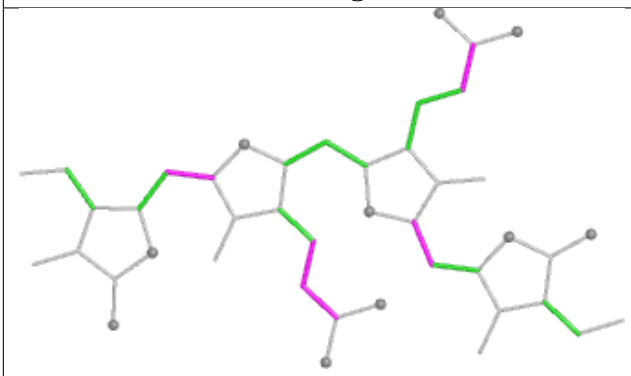

Torsions

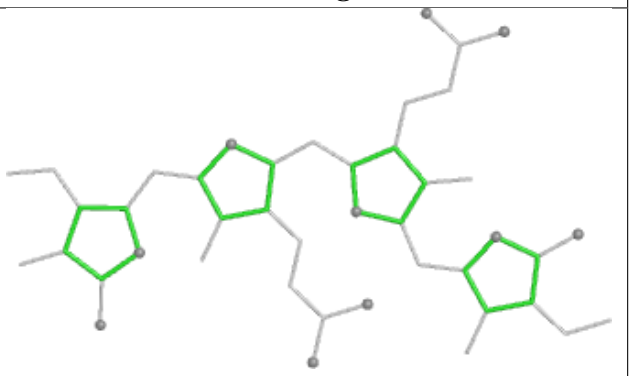

Rings

Ligand DGD J1 101

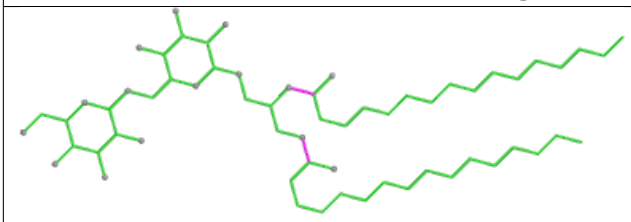

Bond lengths

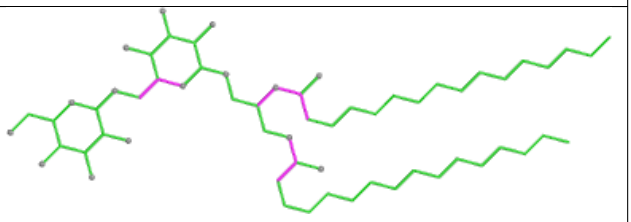

Bond angles

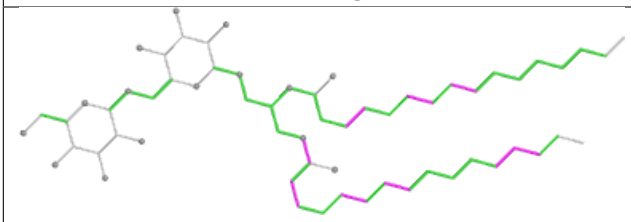

Torsions

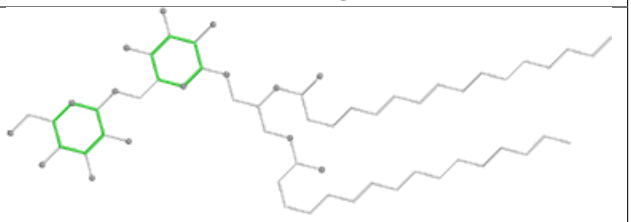

Rings

Ligand CYC cF 201

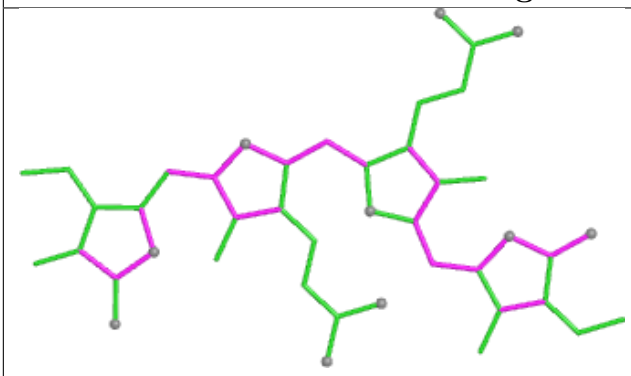

Bond lengths

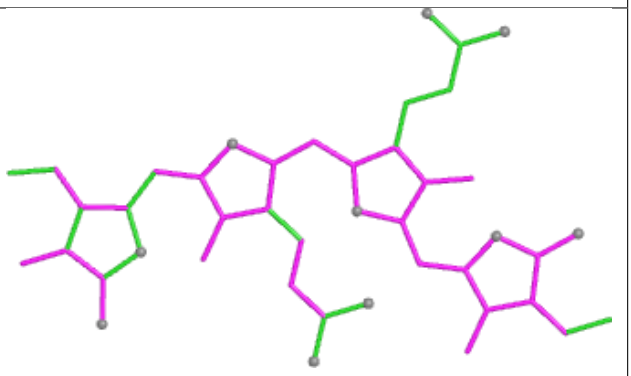

Bond angles

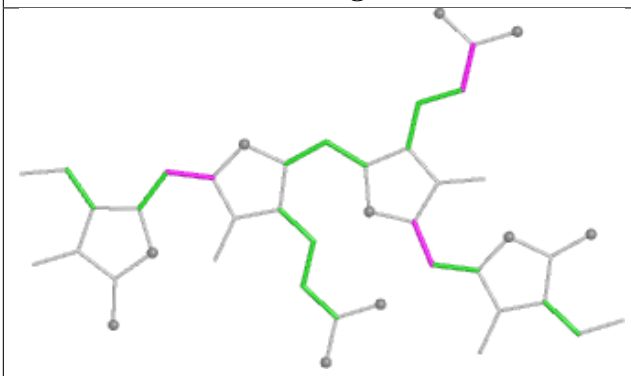

Torsions

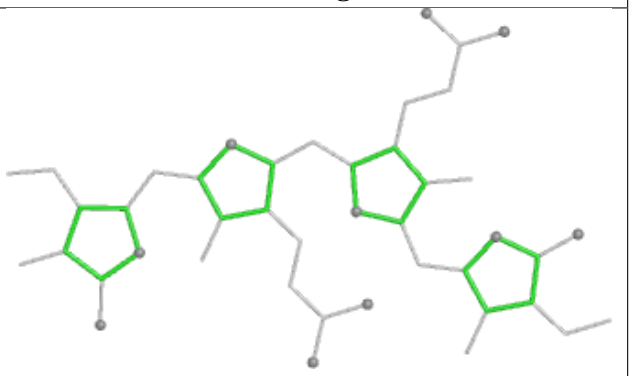

Rings

Ligand LMT j1 101

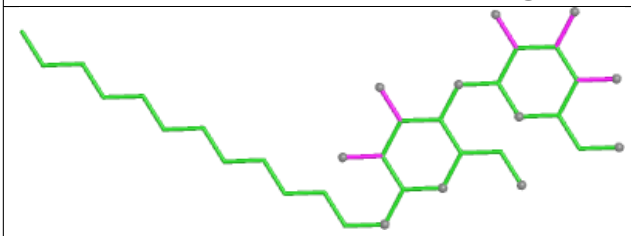

Bond lengths

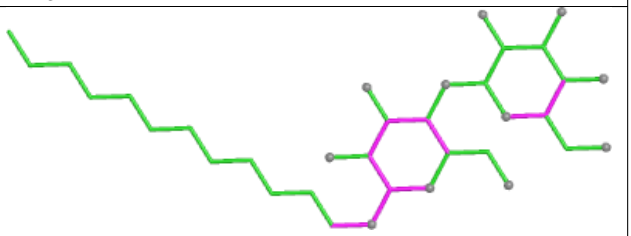

Bond angles

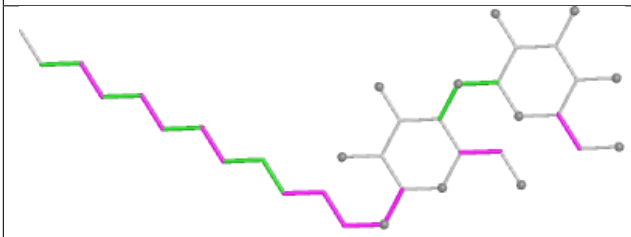

Torsions

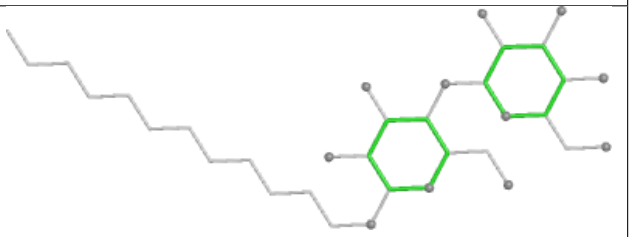

Rings

Ligand BCR B1 617



Bond lengths

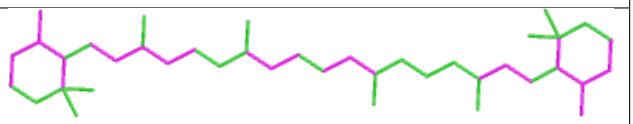

Bond angles

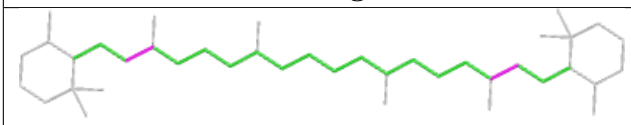

Torsions

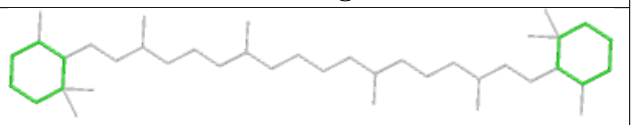

Rings

Ligand CLA BE 609

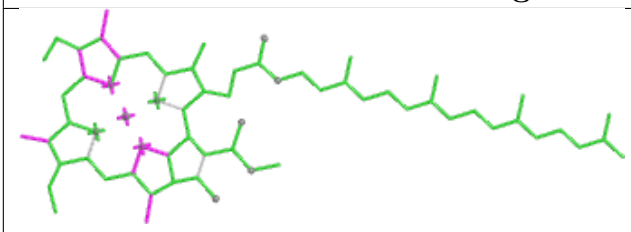

Bond lengths

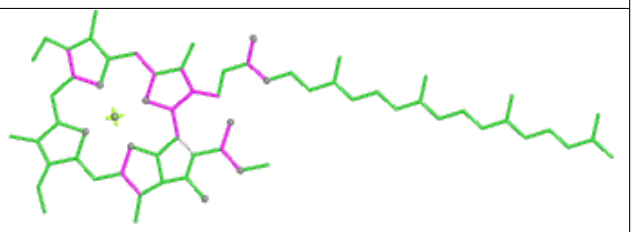

Bond angles

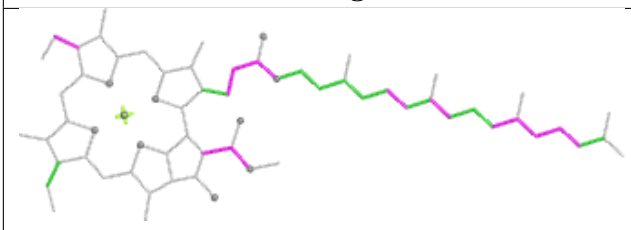

Torsions

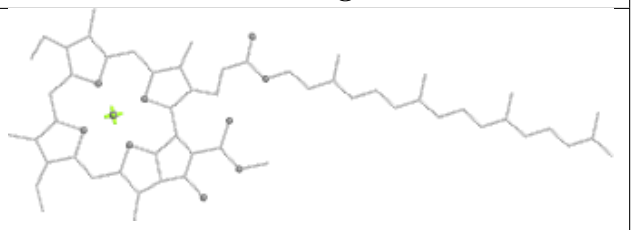

Rings

Ligand CYC c6 201

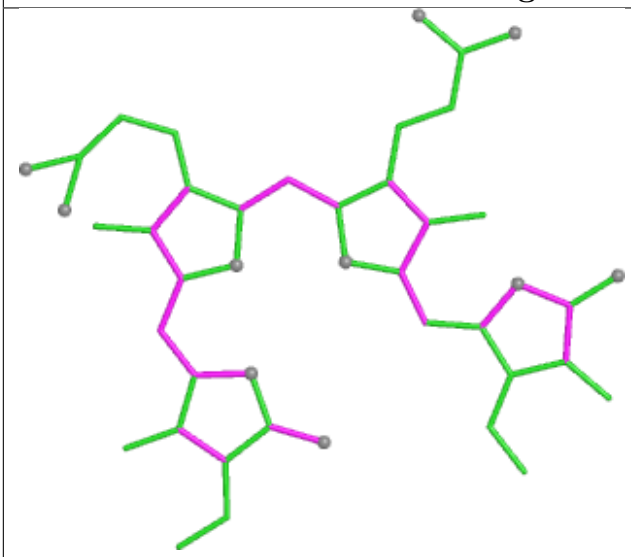

Bond lengths

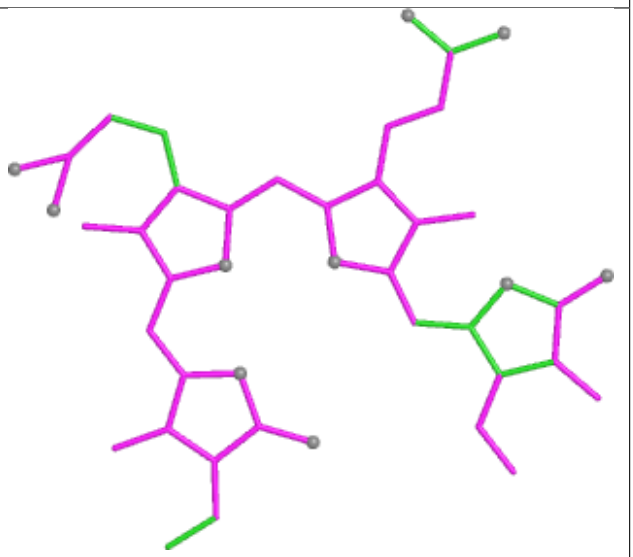

Bond angles

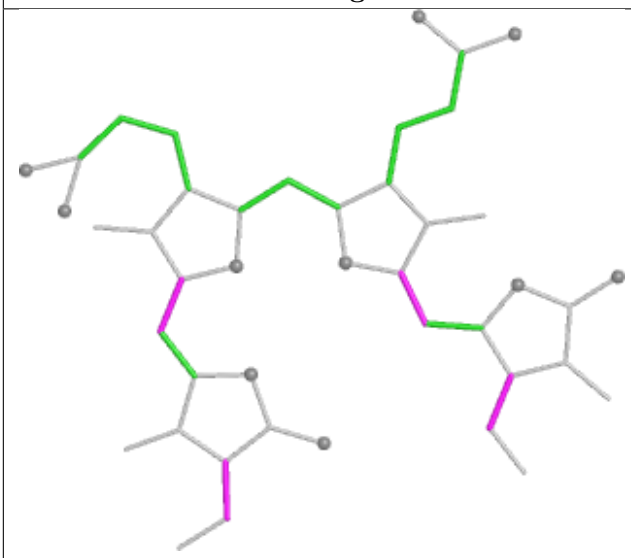

Torsions

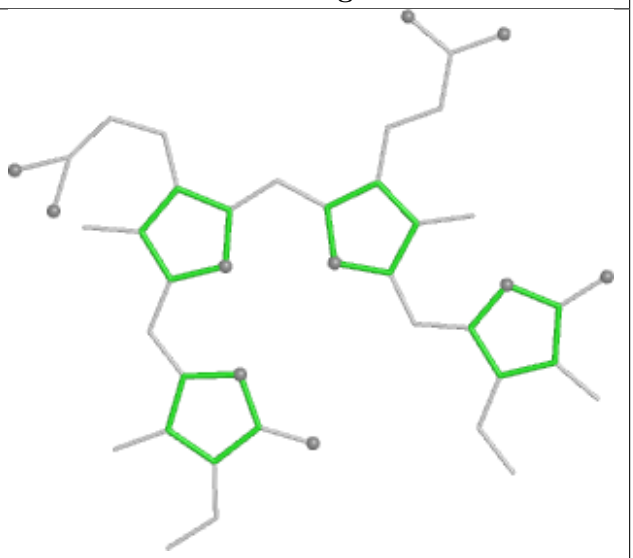

Rings

Ligand CYC f7 201

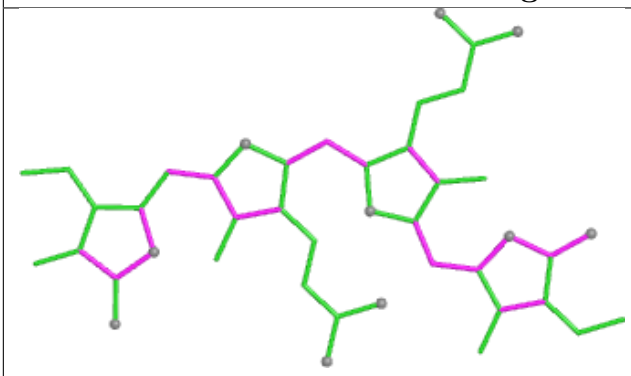

Bond lengths

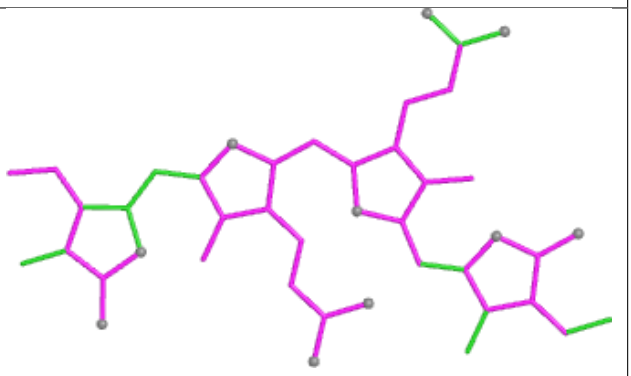

Bond angles

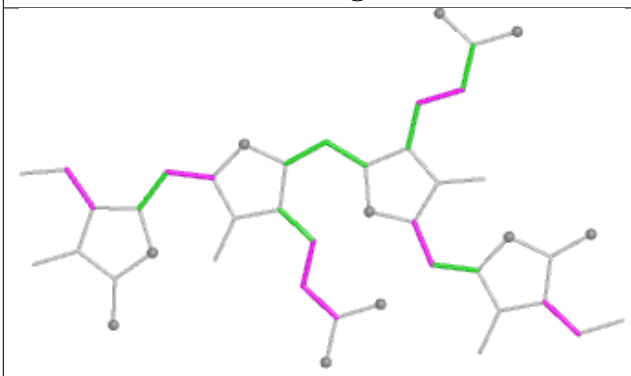

Torsions

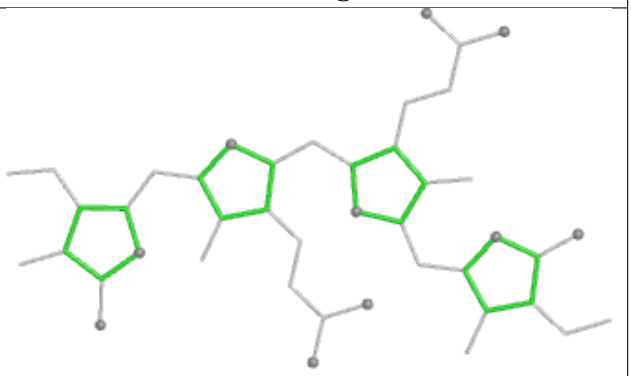

Rings

Ligand CYC nK 202

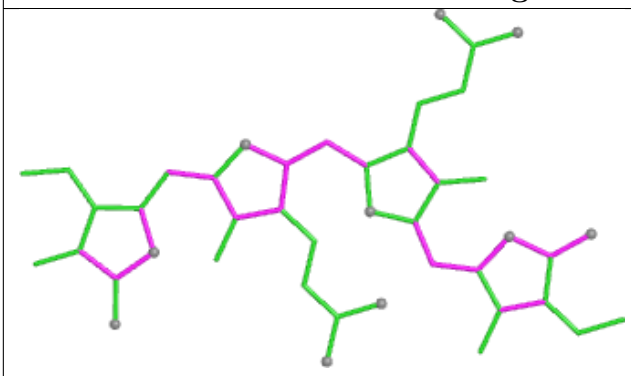

Bond lengths

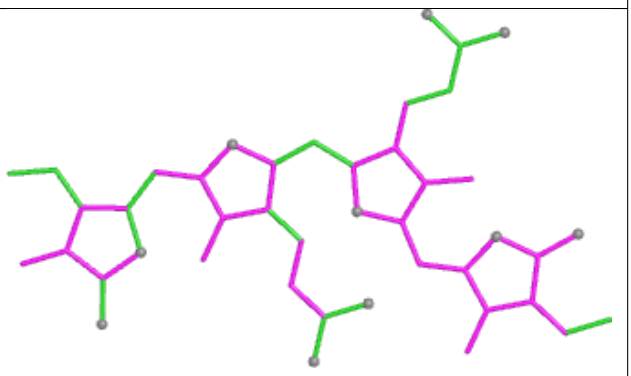

Bond angles

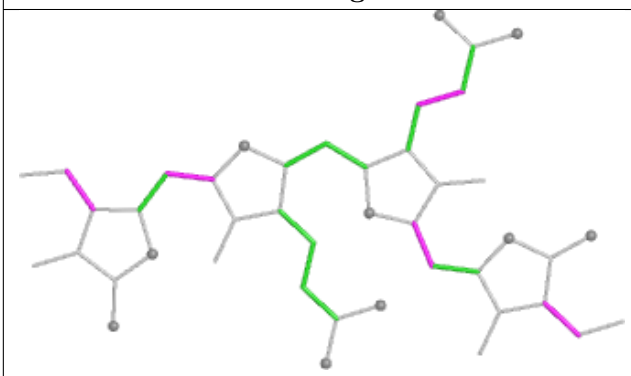

Torsions

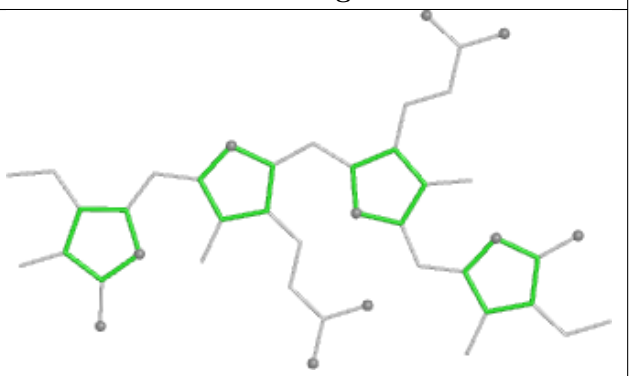

Rings

Ligand CLA d1 403	
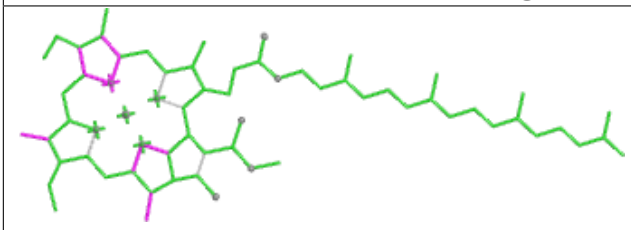 Bond lengths	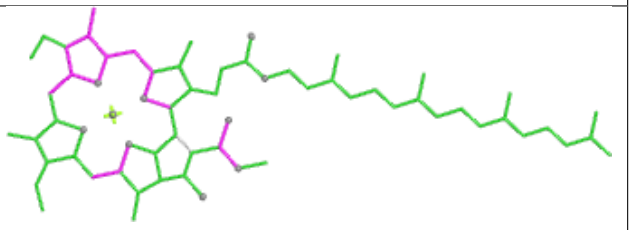 Bond angles
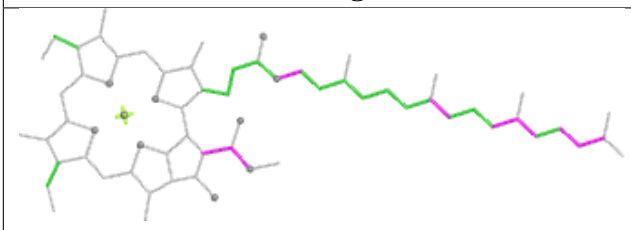 Torsions	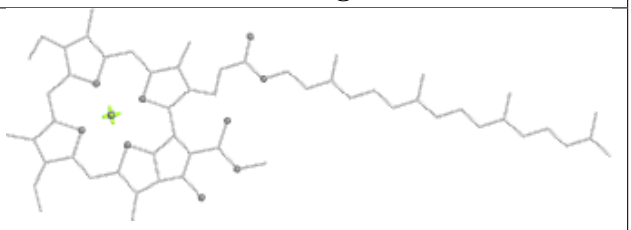 Rings

Ligand CLA bE 611	
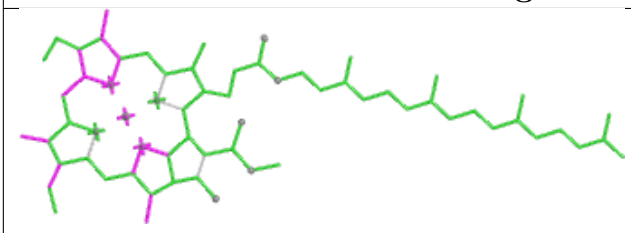 Bond lengths	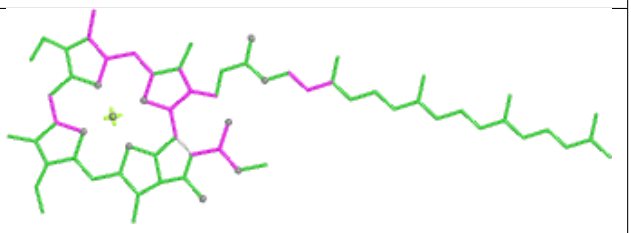 Bond angles
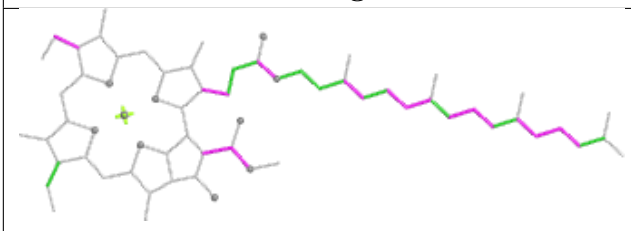 Torsions	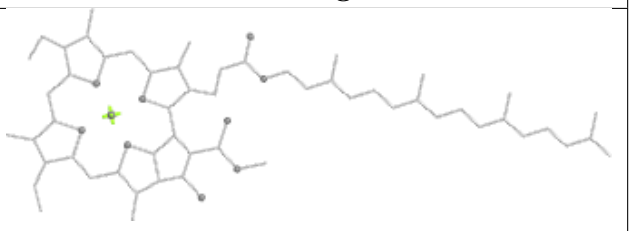 Rings

Ligand SQD D1 413

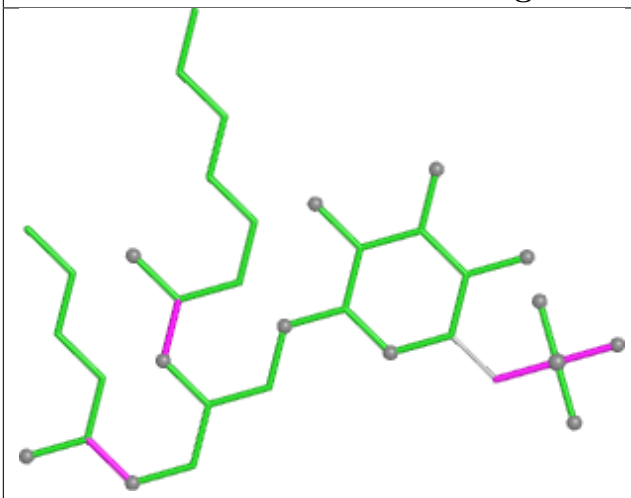

Bond lengths

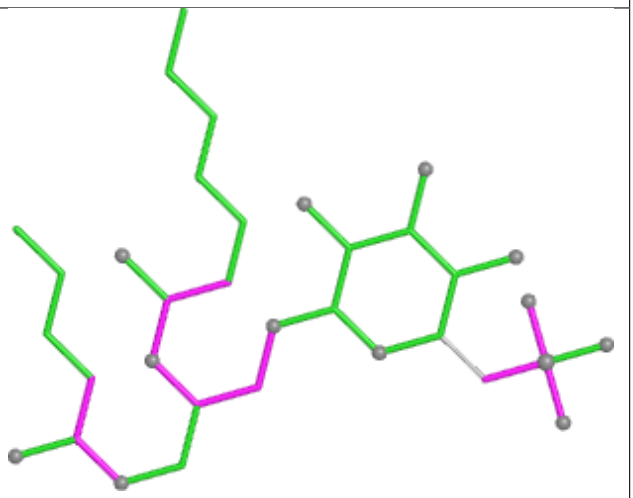

Bond angles

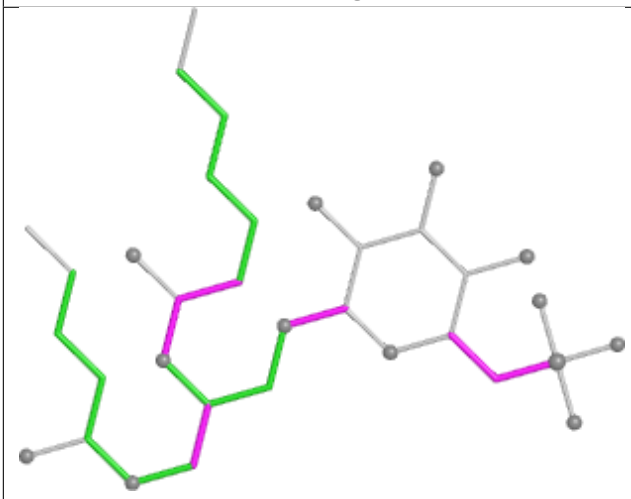

Torsions

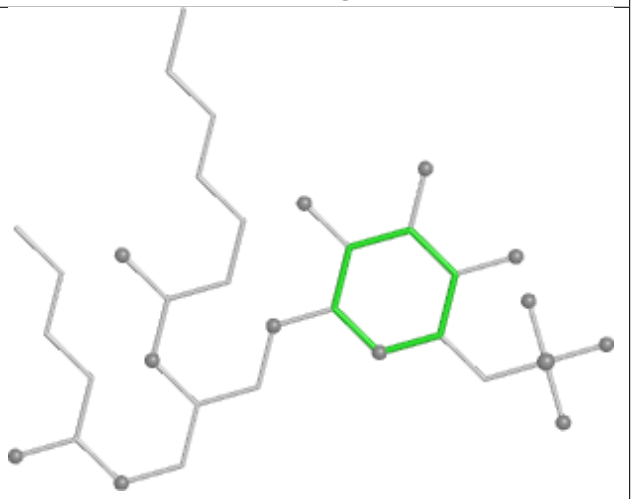

Rings

Ligand CLA H1 103

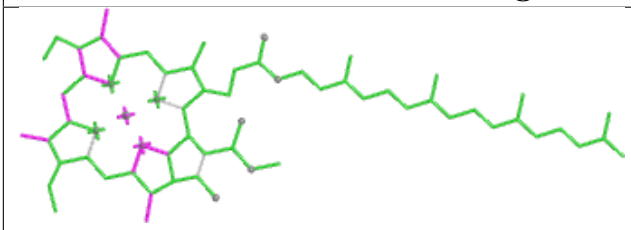

Bond lengths

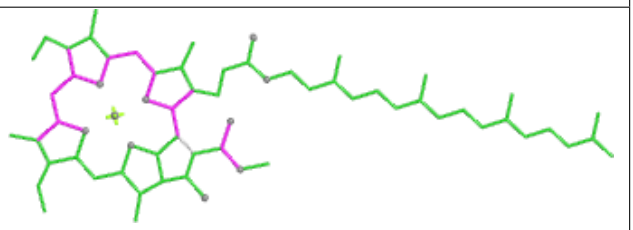

Bond angles

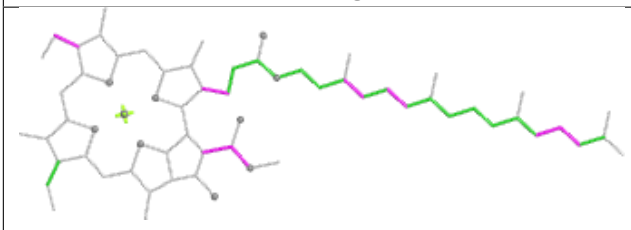

Torsions

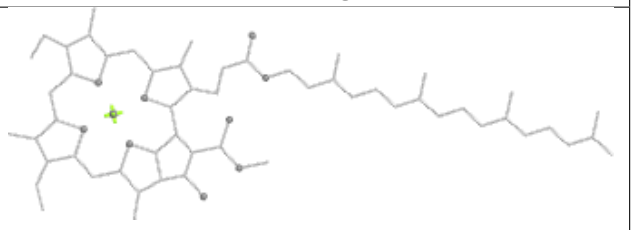

Rings

Ligand LMT AD 409



Bond lengths



Bond angles



Torsions

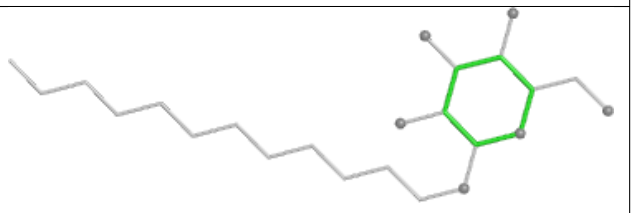

Rings

Ligand CYC fK 201

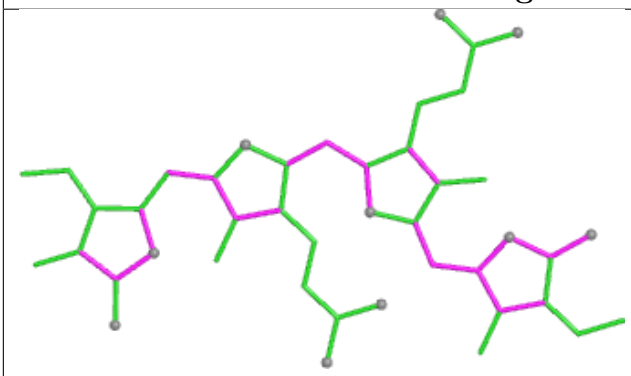

Bond lengths

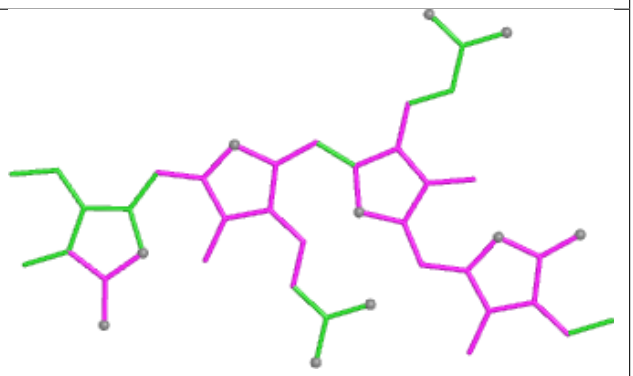

Bond angles

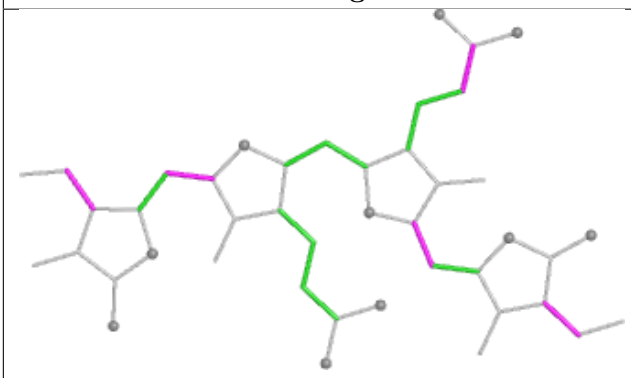

Torsions

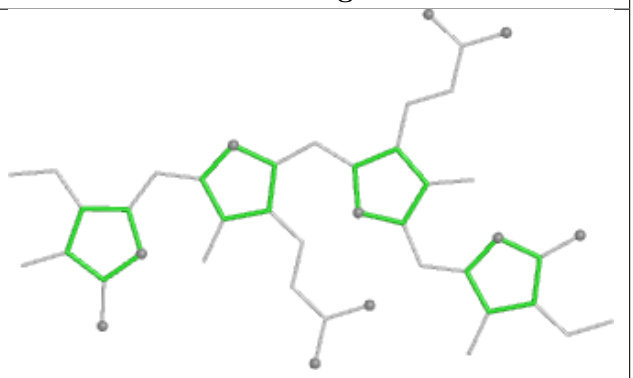

Rings

Ligand LMT bE 620



Bond lengths



Bond angles



Torsions

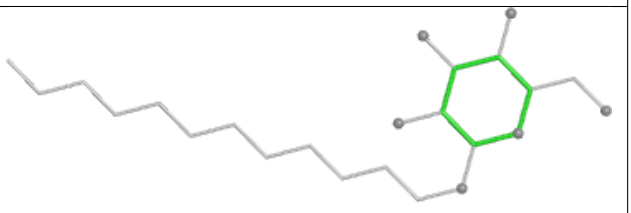

Rings

Ligand CLA cE 511

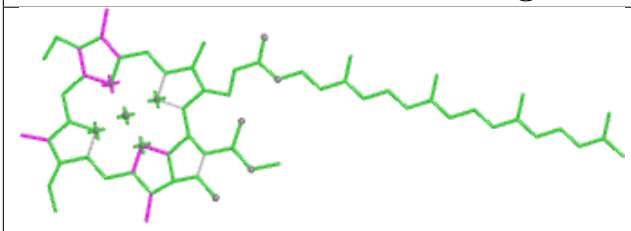

Bond lengths

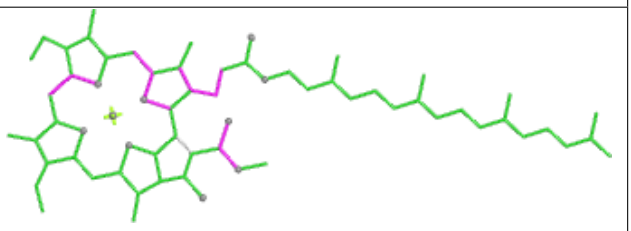

Bond angles

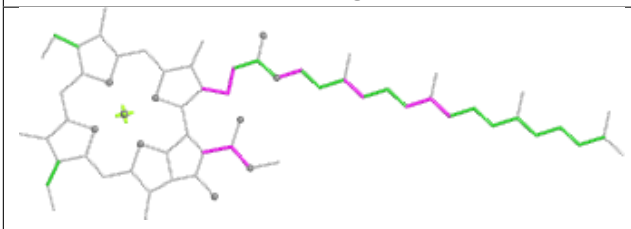

Torsions

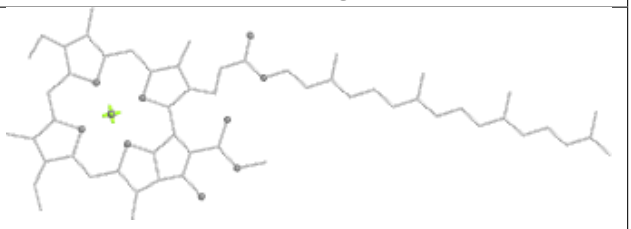

Rings

Ligand LHG l1 101

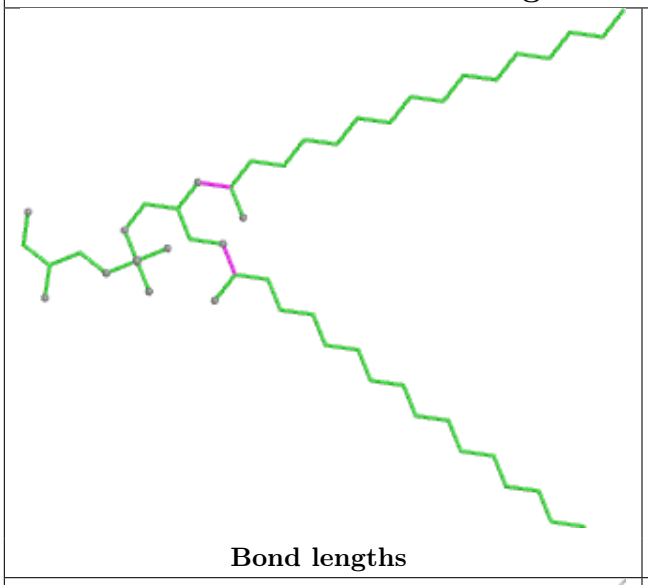

Bond lengths

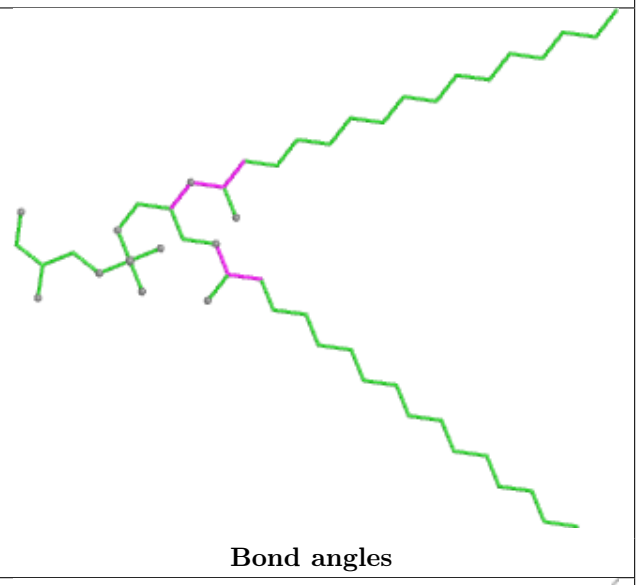

Bond angles

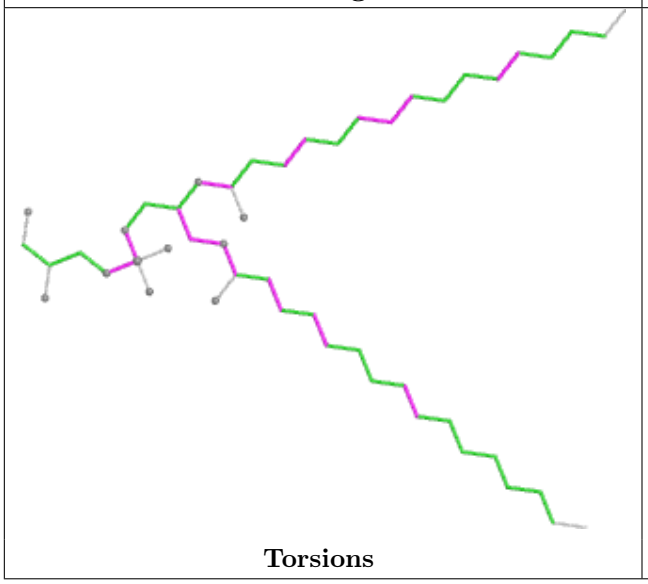

Torsions

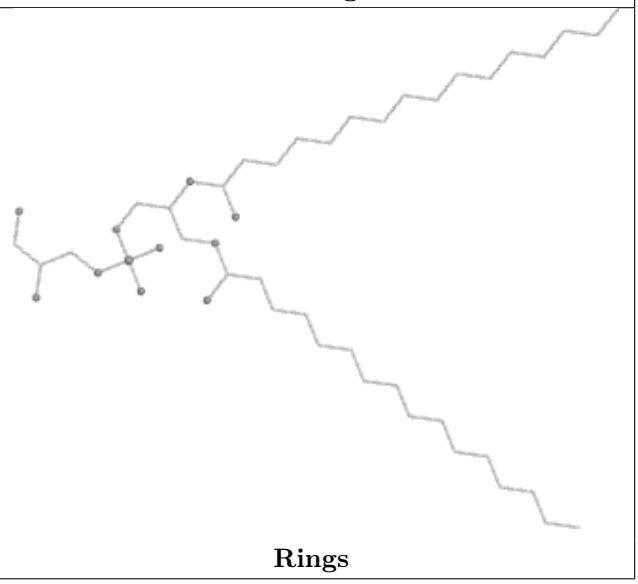

Rings

Ligand CLA CE 513

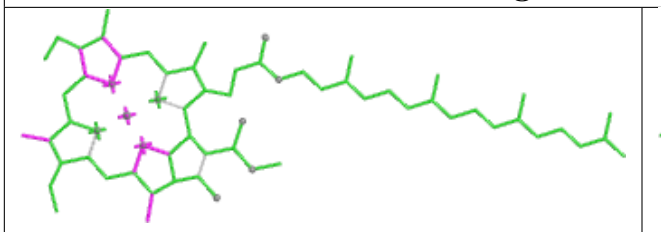

Bond lengths

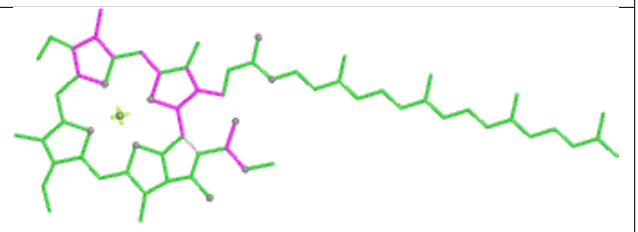

Bond angles

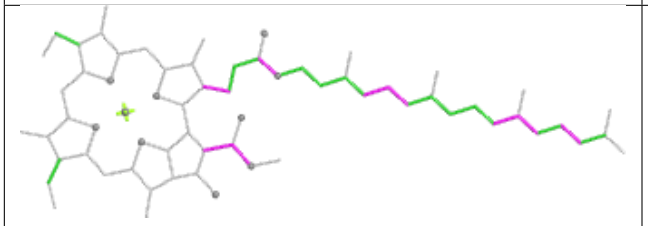

Torsions

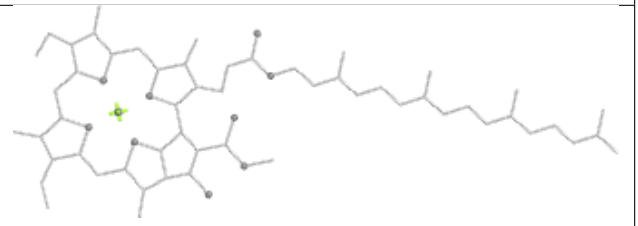

Rings

Ligand BCR BE 616

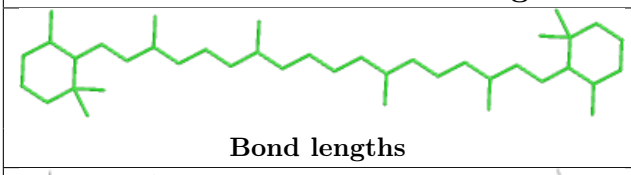

Bond lengths

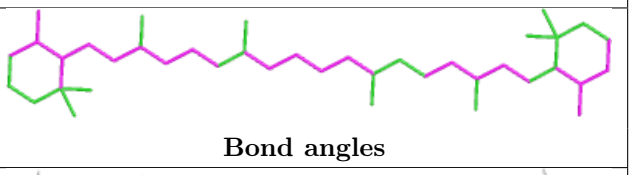

Bond angles

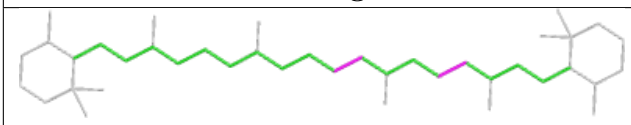

Torsions

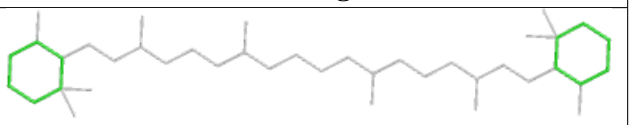

Rings

Ligand CYC c9 201

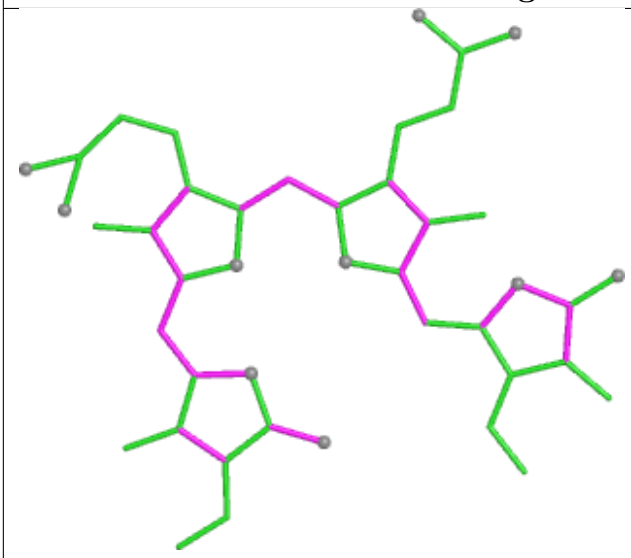

Bond lengths

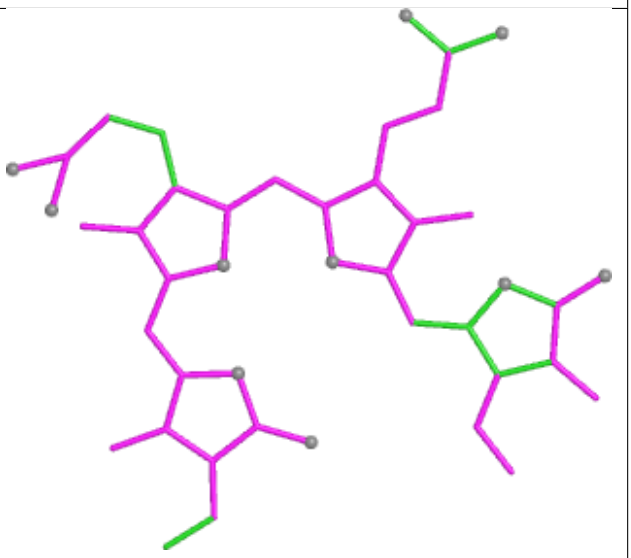

Bond angles

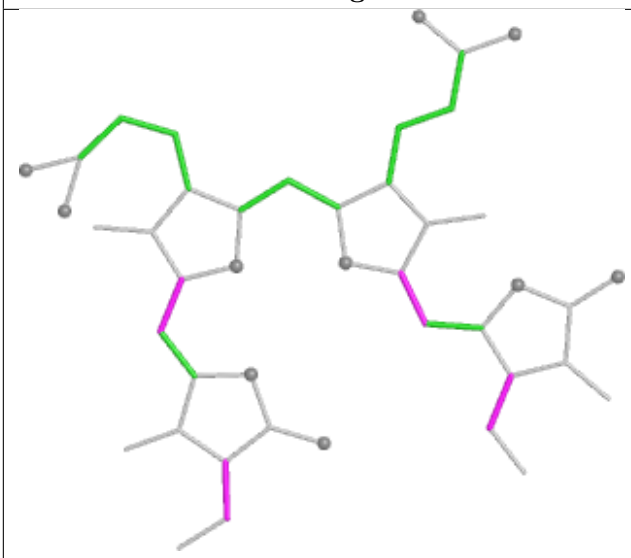

Torsions

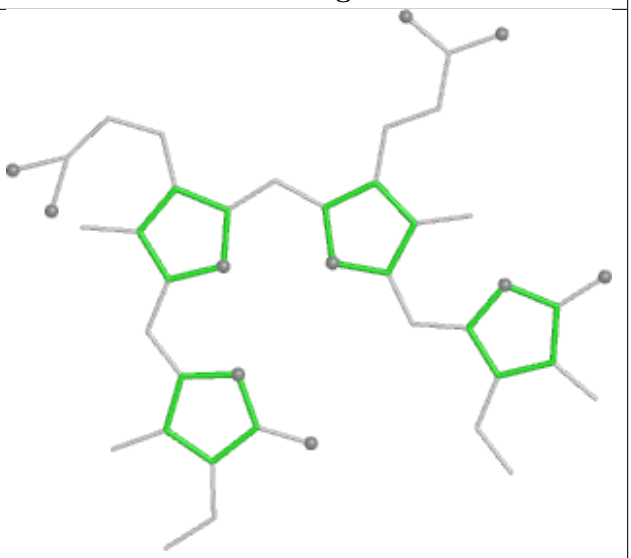

Rings

Ligand CYC bF 201

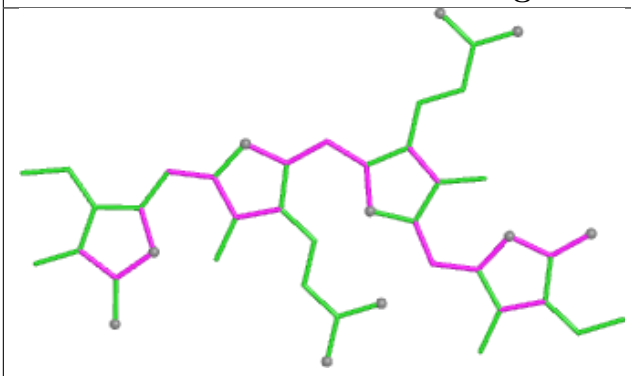

Bond lengths

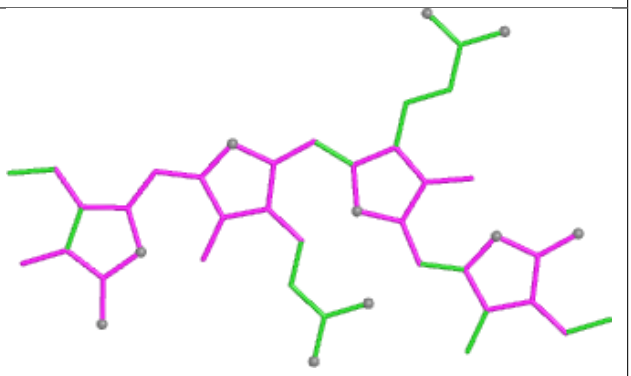

Bond angles

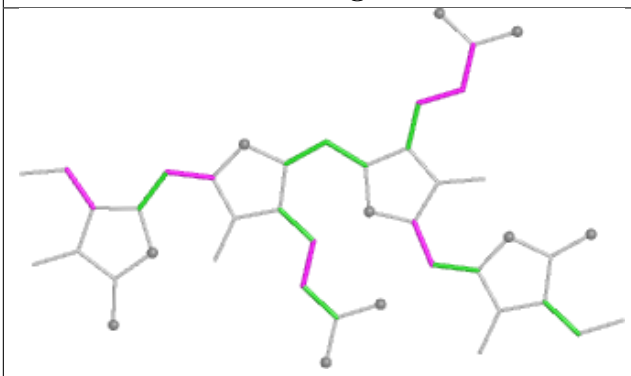

Torsions

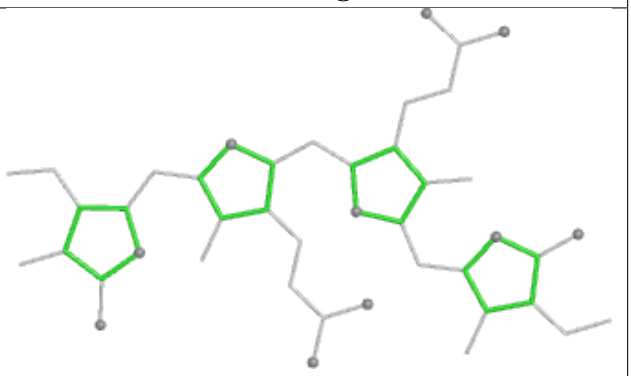

Rings

Ligand CLA a1 405

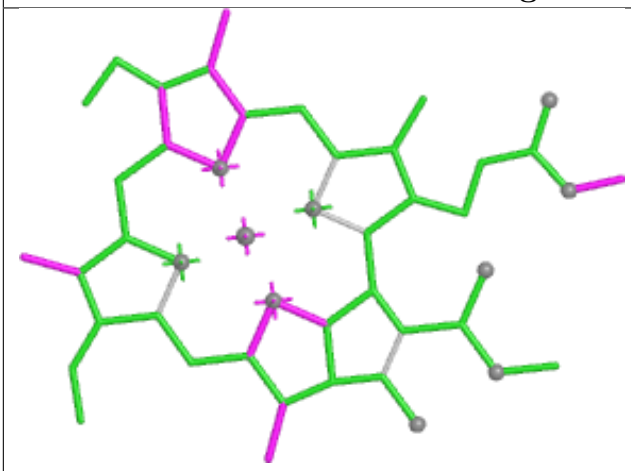

Bond lengths

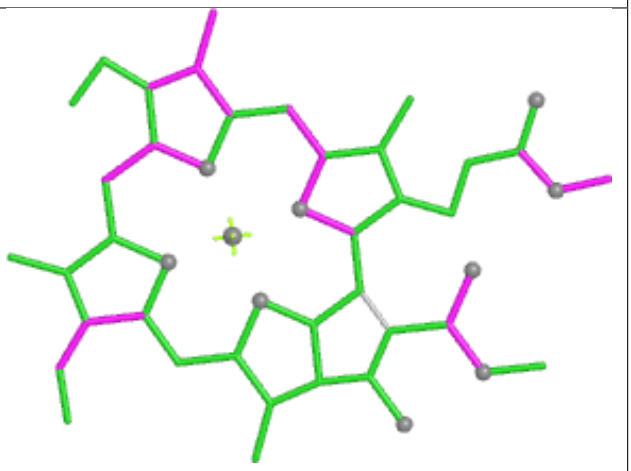

Bond angles

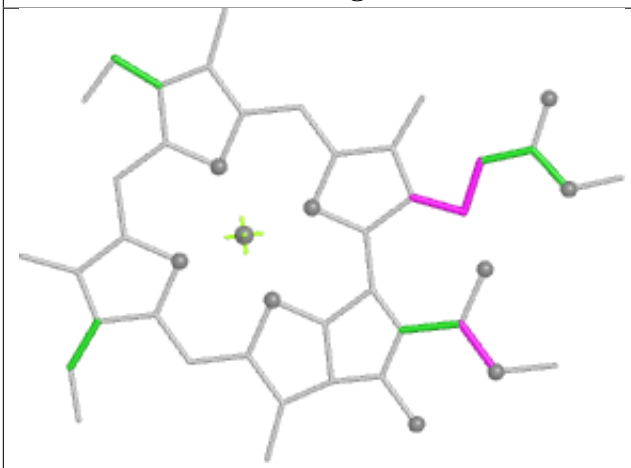

Torsions



Rings

Ligand BCR cE 519



Bond lengths



Bond angles

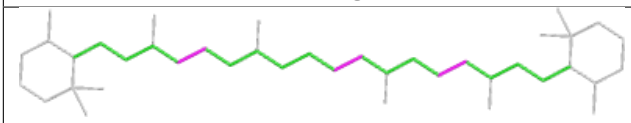

Torsions

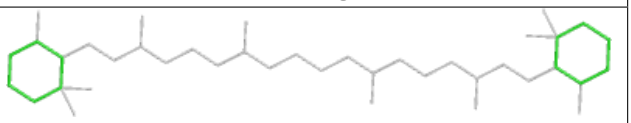

Rings

Ligand LMG tD 101

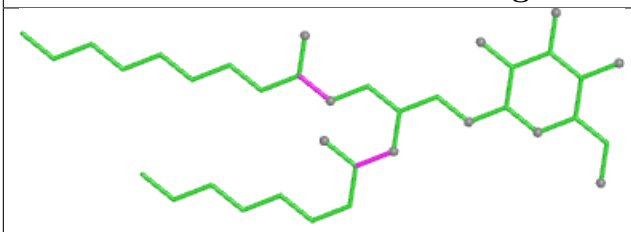

Bond lengths

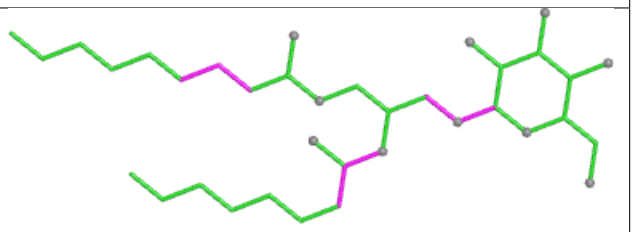

Bond angles

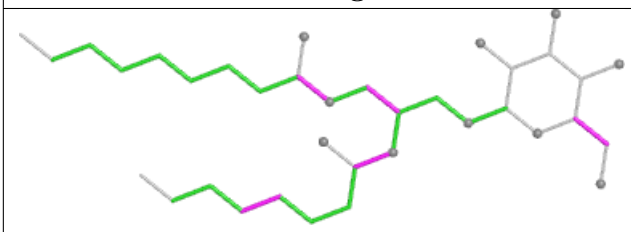

Torsions

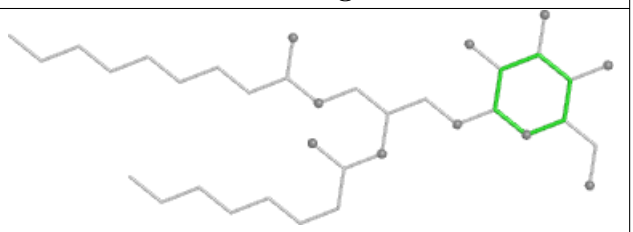

Rings

Ligand CLA CD 507

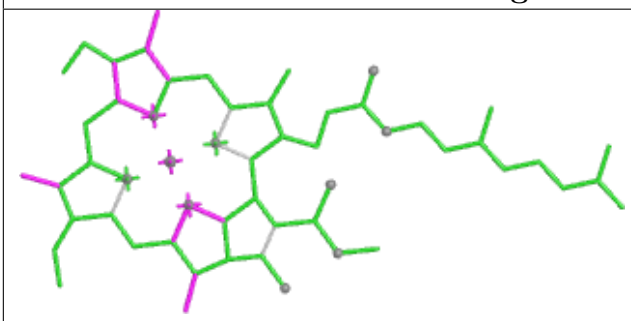

Bond lengths

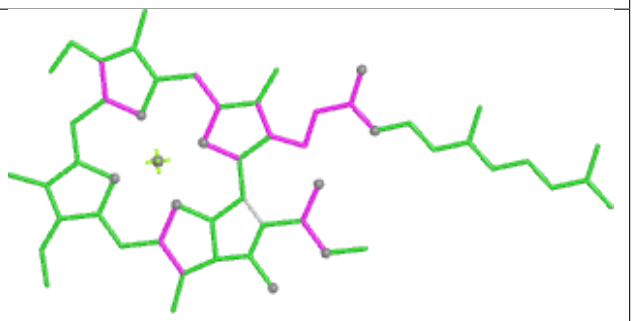

Bond angles

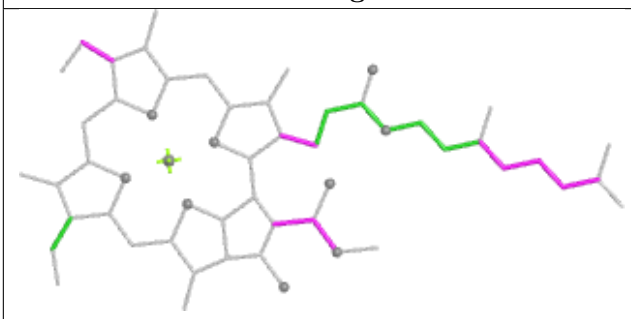

Torsions

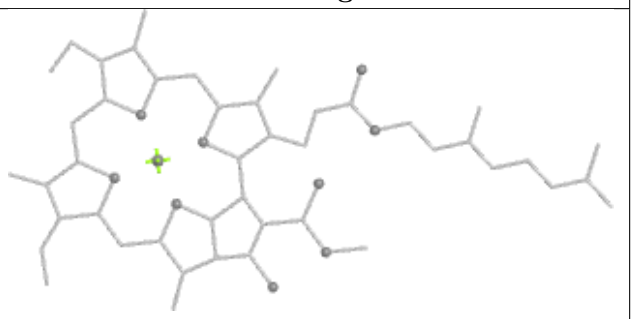

Rings

Ligand CLA CD 513	
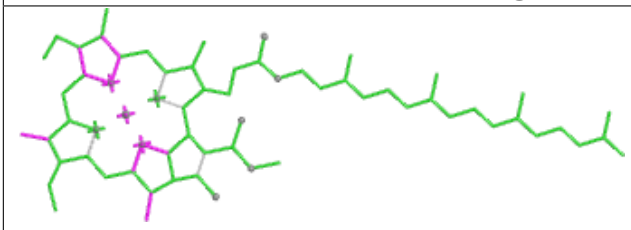	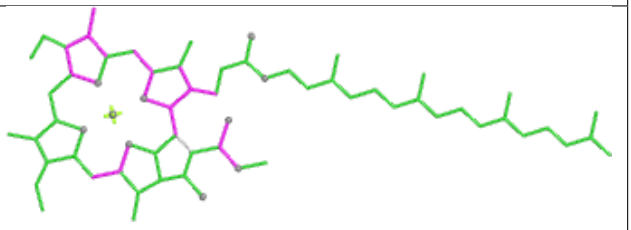
Bond lengths	**Bond angles**
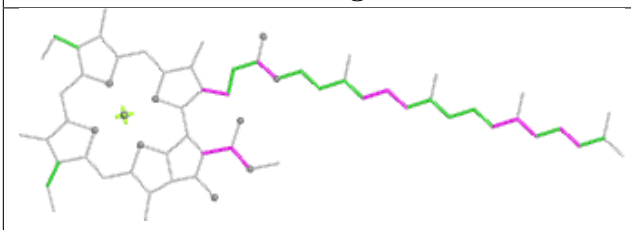	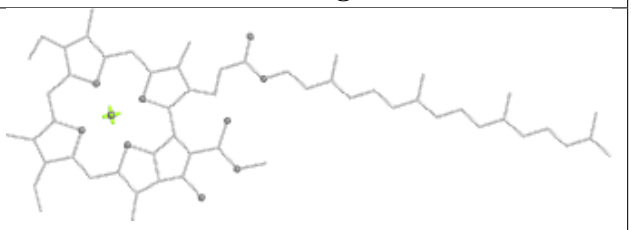
Torsions	**Rings**

Ligand CYC g7 202

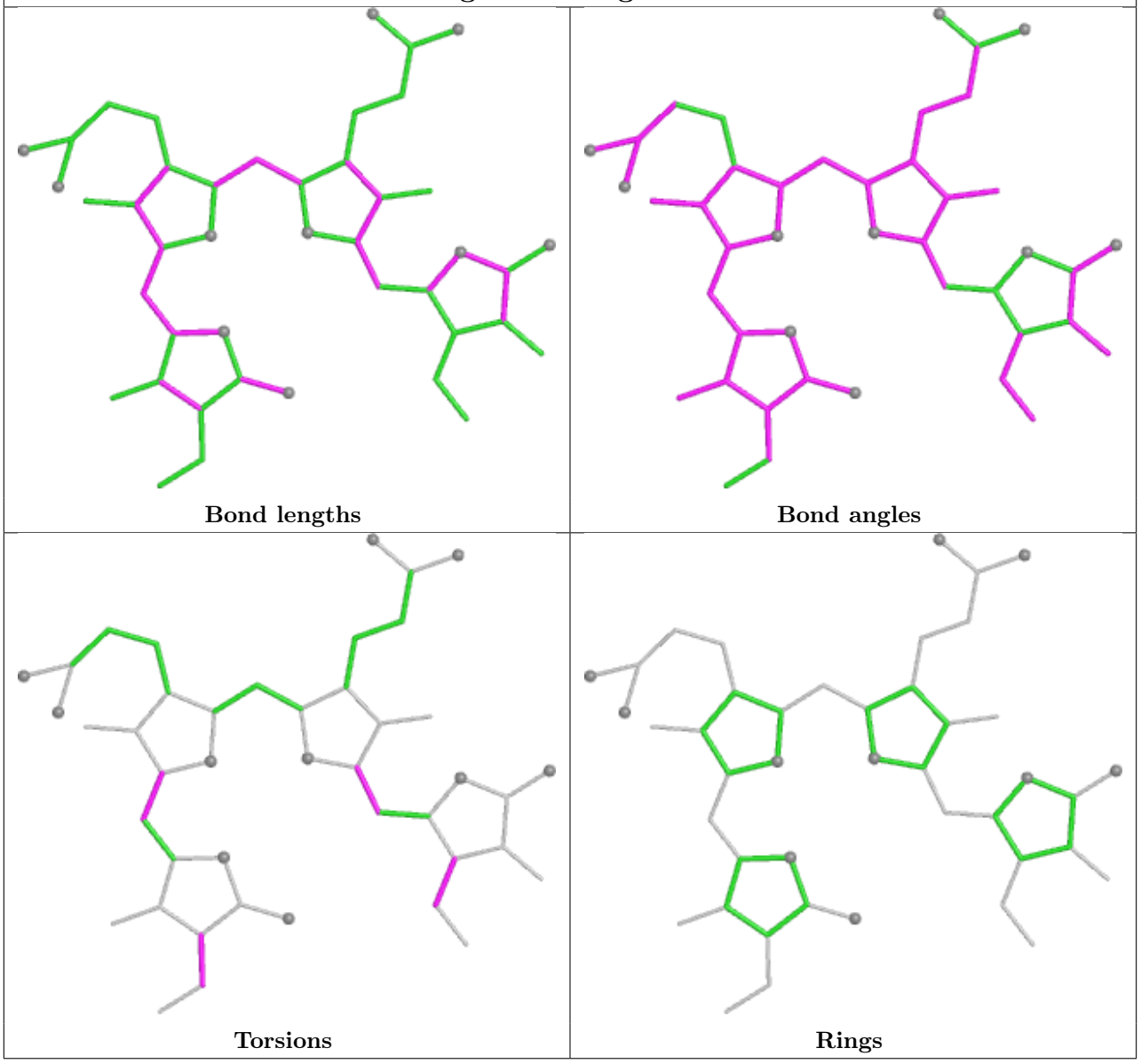

5.7 Other polymers (i)

There are no such residues in this entry.

5.8 Polymer linkage issues (i)

There are no chain breaks in this entry.

6 Map visualisation

This section contains visualisations of the EMDB entry EMD-37749. These allow visual inspection of the internal detail of the map and identification of artifacts.

No raw map or half-maps were deposited for this entry and therefore no images, graphs, etc. pertaining to the raw map can be shown.

6.1 Orthogonal projections

6.1.1 Primary map



X

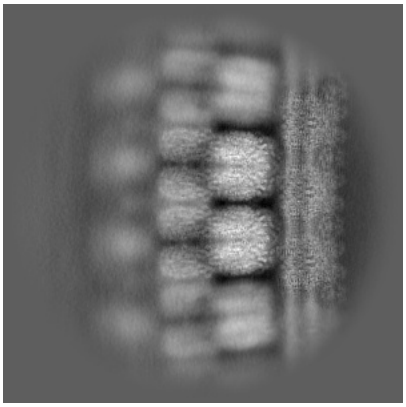

Y



Z

The images above show the map projected in three orthogonal directions.

6.2 Central slices

6.2.1 Primary map



X Index: 200

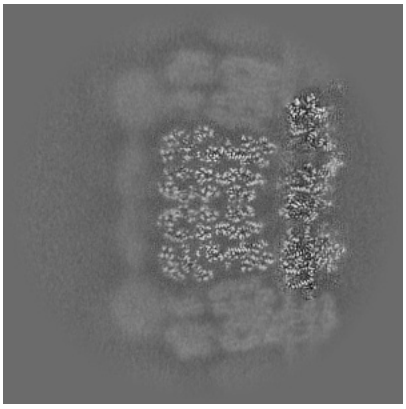

Y Index: 200

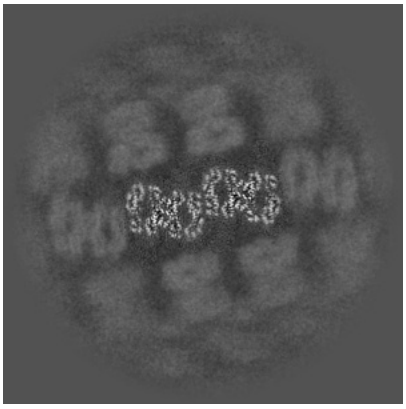

Z Index: 200

The images above show central slices of the map in three orthogonal directions.

6.3 Largest variance slices (i)

6.3.1 Primary map

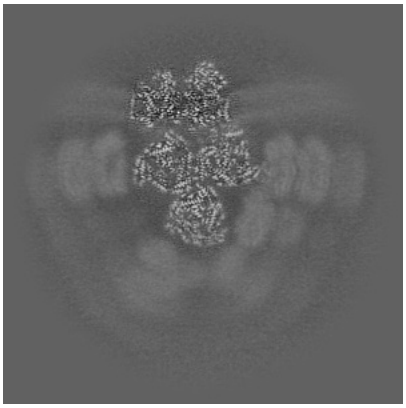

X Index: 152

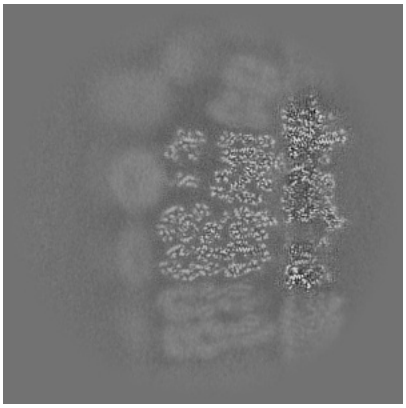

Y Index: 180

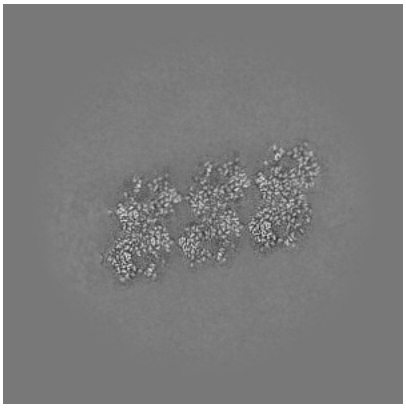

Z Index: 291

The images above show the largest variance slices of the map in three orthogonal directions.

6.4 Orthogonal standard-deviation projections (False-color) (i)

6.4.1 Primary map



X



Y



Z

The images above show the map standard deviation projections with false color in three orthogonal directions. Minimum values are shown in green, max in blue, and dark to light orange shades represent small to large values respectively.

6.5 Orthogonal surface views (i)

6.5.1 Primary map



X Y Z

The images above show the 3D surface view of the map at the recommended contour level 0.16. These images, in conjunction with the slice images, may facilitate assessment of whether an appropriate contour level has been provided.

6.6 Mask visualisation (i)

This section was not generated. No masks/segmentation were deposited.

7 Map analysis

This section contains the results of statistical analysis of the map.

7.1 Map-value distribution

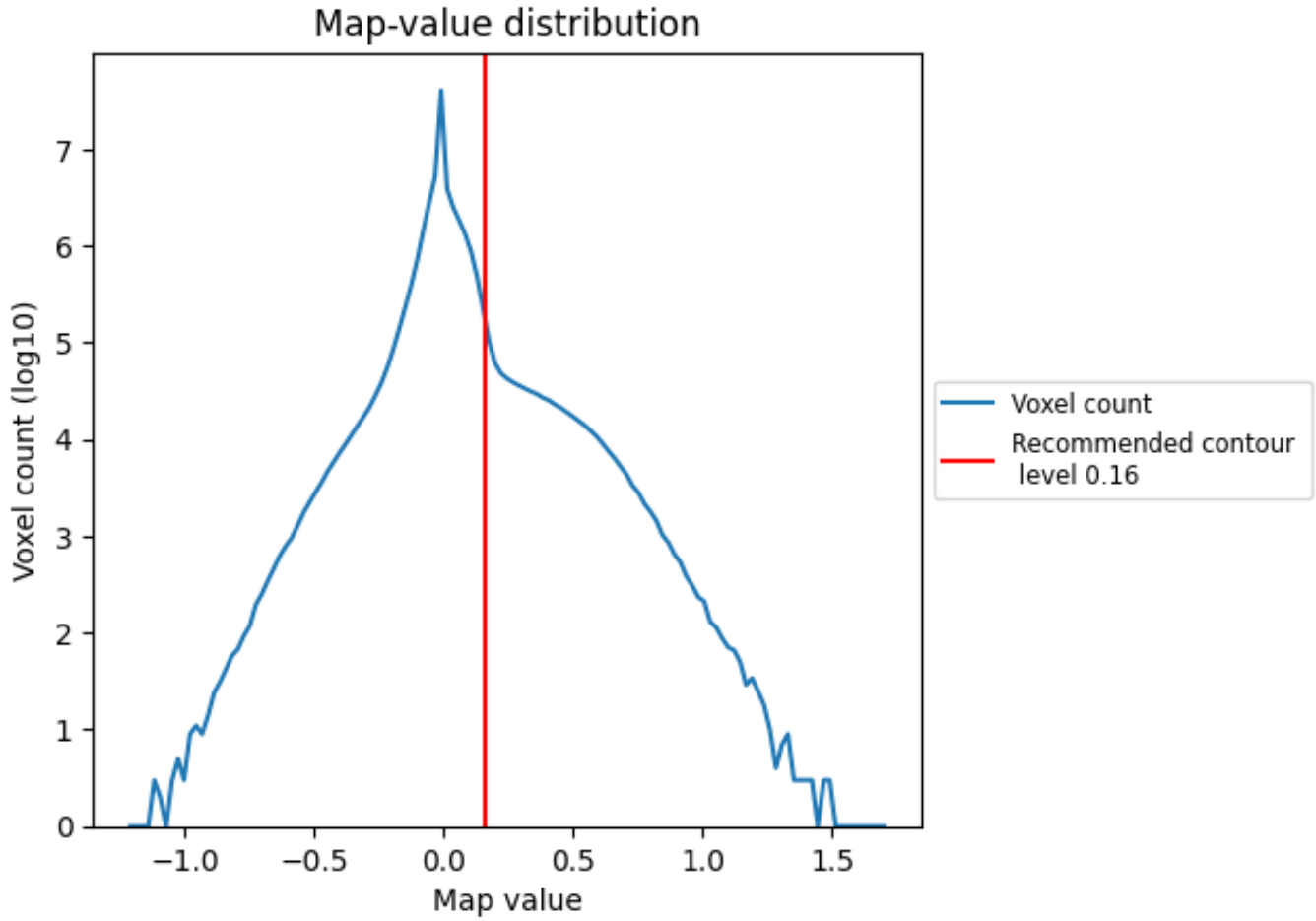

The map-value distribution is plotted in 128 intervals along the x-axis. The y-axis is logarithmic. A spike in this graph at zero usually indicates that the volume has been masked.

7.2 Volume estimate

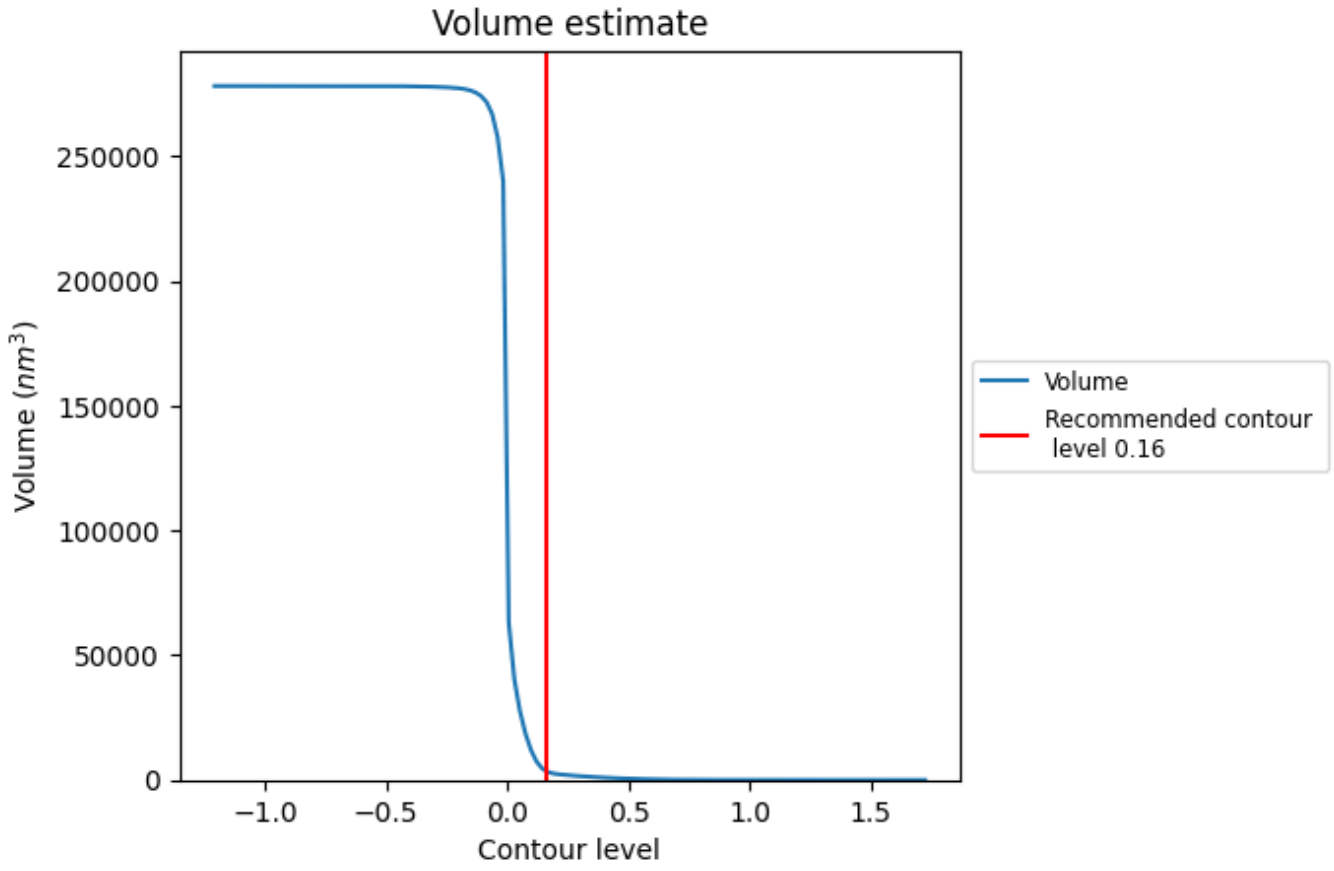

The volume at the recommended contour level is 3581 nm^3; this corresponds to an approximate mass of 3235 kDa.

The volume estimate graph shows how the enclosed volume varies with the contour level. The recommended contour level is shown as a vertical line and the intersection between the line and the curve gives the volume of the enclosed surface at the given level.

7.3 Rotationally averaged power spectrum (i)

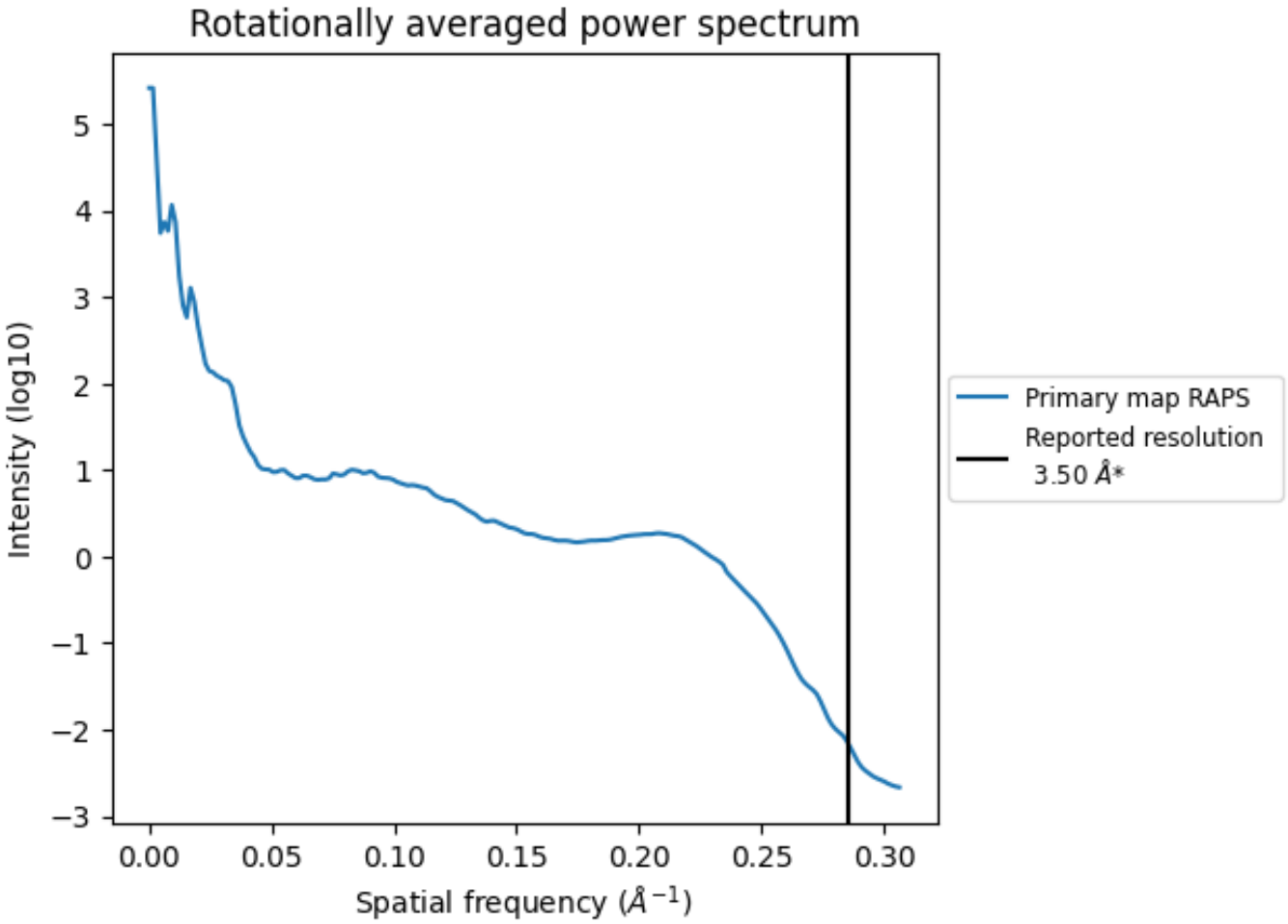

*Reported resolution corresponds to spatial frequency of 0.286 $Å^{-1}$

8 Fourier-Shell correlation

This section was not generated. No FSC curve or half-maps provided.

9 Map-model fit

This section contains information regarding the fit between EMDB map EMD-37749 and PDB model 8WQL. Per-residue inclusion information can be found in section 3 on page 97.

9.1 Map-model overlay

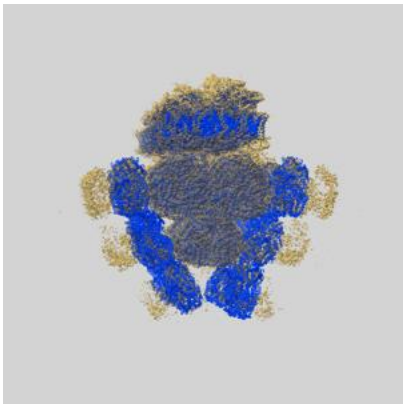

X

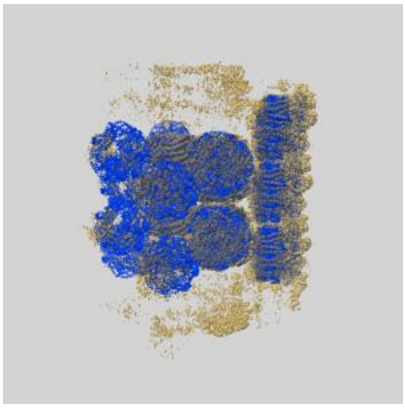

Y



Z

The images above show the 3D surface view of the map at the recommended contour level 0.16 at 50% transparency in yellow overlaid with a ribbon representation of the model coloured in blue. These images allow for the visual assessment of the quality of fit between the atomic model and the map.

9.2 Q-score mapped to coordinate model (i)

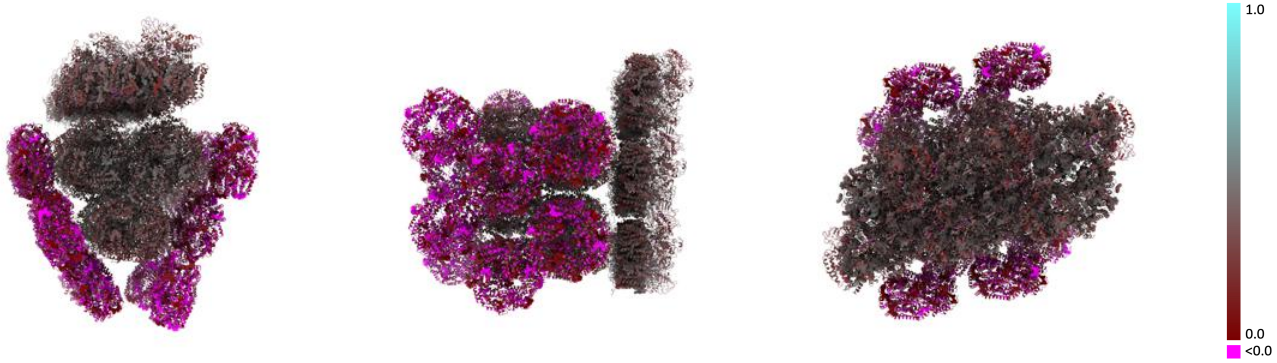

X Y Z

The images above show the model with each residue coloured according its Q-score. This shows their resolvability in the map with higher Q-score values reflecting better resolvability. Please note: Q-score is calculating the resolvability of atoms, and thus high values are only expected at resolutions at which atoms can be resolved. Low Q-score values may therefore be expected for many entries.

9.3 Atom inclusion mapped to coordinate model (i)

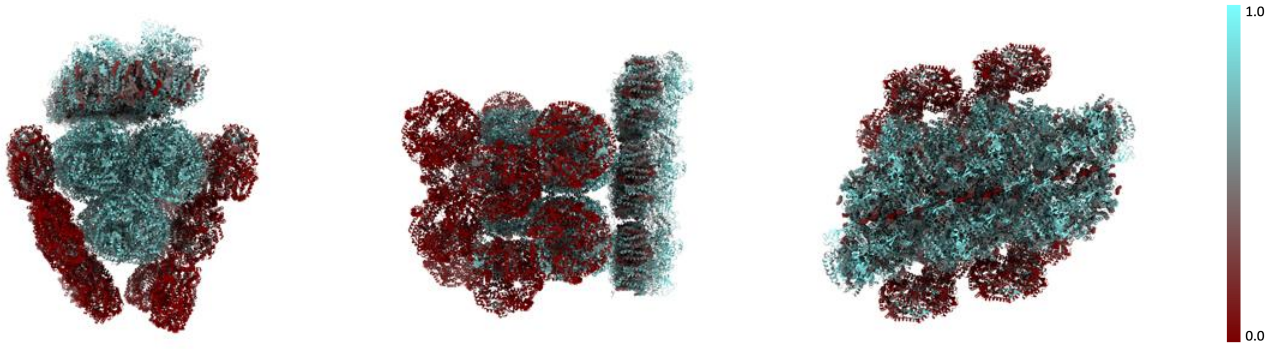

X Y Z

The images above show the model with each residue coloured according to its atom inclusion. This shows to what extent they are inside the map at the recommended contour level (0.16).

9.4 Atom inclusion (i)

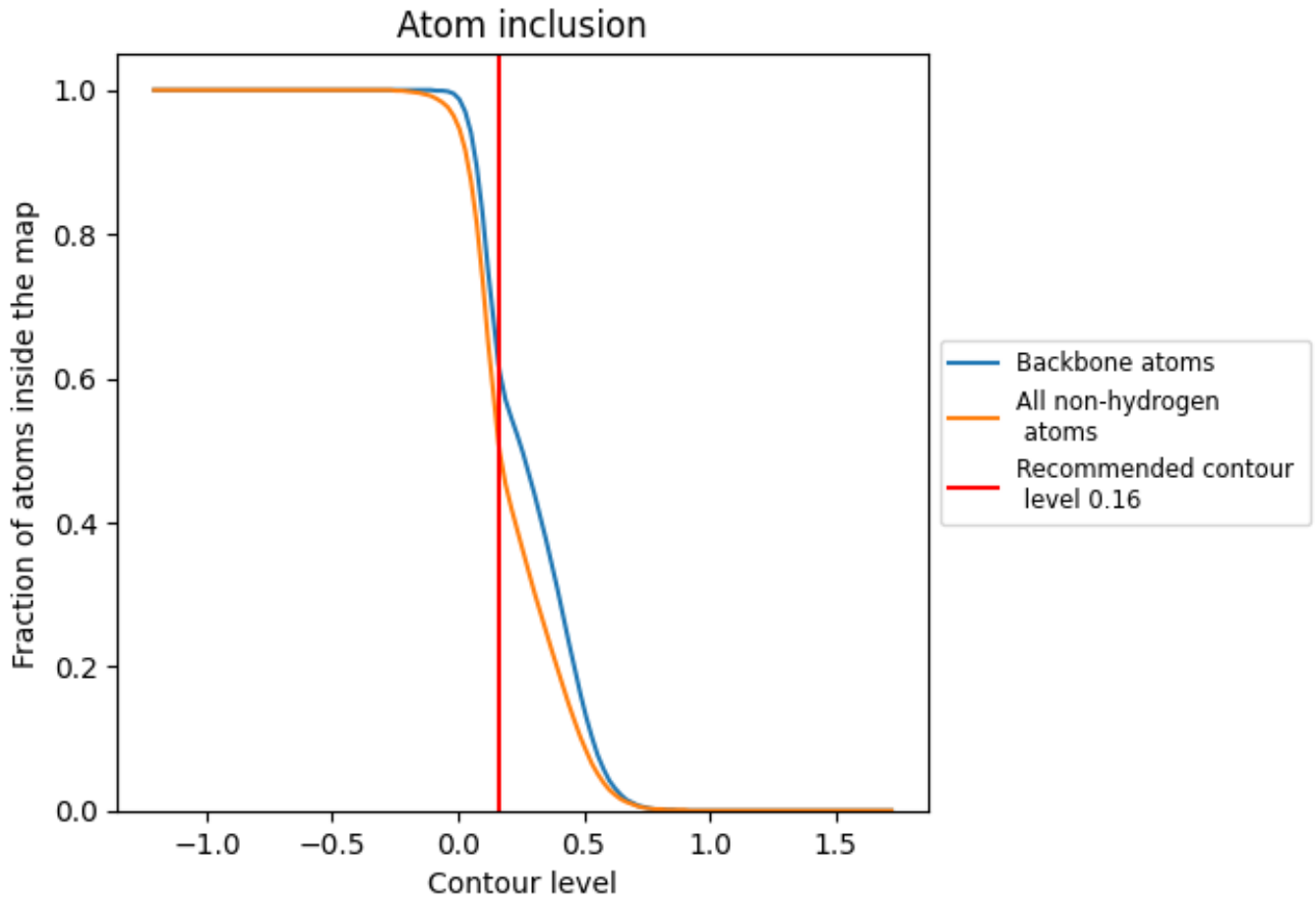

At the recommended contour level, 62% of all backbone atoms, 51% of all non-hydrogen atoms, are inside the map.

9.5 Map-model fit summary

The table lists the average atom inclusion at the recommended contour level (0.16) and Q-score for the entire model and for each chain.

Chain	Atom inclusion	Q-score
All	0.5110	0.2640
1G	0.7400	0.3490
1L	0.7520	0.3550
2G	0.7450	0.4140
2L	0.7550	0.4180
3F	0.7640	0.4160
3K	0.7700	0.4200
4G	0.7210	0.3480
4L	0.7350	0.3610
5G	0.7590	0.3770
5L	0.7840	0.3990
6G	0.7310	0.3910
6L	0.7440	0.4080
7G	0.7730	0.3670
7L	0.7720	0.3720
8G	0.7440	0.4210
8L	0.7730	0.4300
9F	0.7650	0.3630
9K	0.7710	0.3670
A1	0.6720	0.3960
AD	0.6470	0.3870
AE	0.6800	0.3980
AG	0.7730	0.3430
AL	0.7720	0.3470
B1	0.6740	0.3850
B2	0.1440	0.0850
B3	0.1810	0.0740
B4	0.7740	0.4050
B5	0.2070	0.0720
B6	0.1120	0.0460
B7	0.1580	0.0740
B8	0.2250	0.1140
B9	0.1650	0.0990
BA	0.1700	0.0470
BB	0.7760	0.4030



Continued on next page...

Continued from previous page...

Chain	Atom inclusion	Q-score
BC	0.1510	0.0680
BD	0.6680	0.3910
BE	0.6670	0.3850
BG	0.6940	0.3580
BH	0.2280	0.1160
BI	0.1530	0.0990
BJ	0.2150	0.1020
BL	0.6650	0.3460
C1	0.6850	0.3980
C4	0.7670	0.3970
CB	0.7730	0.3990
CD	0.6720	0.3920
CE	0.6880	0.3960
D1	0.6680	0.4020
DD	0.6520	0.4000
DE	0.6580	0.4000
E1	0.7070	0.3750
ED	0.7080	0.3790
EE	0.7040	0.3680
EF	0.7200	0.4300
EK	0.6850	0.4090
F1	0.6750	0.3500
FD	0.6930	0.3490
FE	0.6970	0.3510
GG	0.7580	0.4100
GL	0.7670	0.4190
H1	0.4490	0.3060
HD	0.5490	0.3530
HE	0.5540	0.3450
HG	0.7820	0.4130
HL	0.7800	0.4220
I1	0.6410	0.4170
ID	0.6220	0.4200
IE	0.6560	0.4250
IF	0.7490	0.3590
IG	0.6930	0.3160
IK	0.7710	0.3780
IL	0.7070	0.3200
J1	0.5950	0.3900
JD	0.5750	0.3870
JE	0.5630	0.3870
JF	0.7470	0.3460

Continued on next page...

Continued from previous page...

Chain	Atom inclusion	Q-score
JG	0.8060	0.4150
JK	0.7450	0.3650
JL	0.7900	0.4020
K1	0.6320	0.3750
KD	0.6530	0.3590
KE	0.6840	0.3760
KF	0.7760	0.3870
KG	0.8000	0.3860
KK	0.7970	0.4040
KL	0.7980	0.3840
L1	0.5850	0.3930
LD	0.5750	0.3990
LE	0.6110	0.3920
LF	0.7260	0.3830
LG	0.7880	0.4270
LK	0.7520	0.4020
LL	0.7940	0.4300
M1	0.5390	0.3770
MD	0.5050	0.3690
ME	0.5420	0.3760
MF	0.7760	0.3670
MG	0.8010	0.3990
MK	0.7760	0.3780
ML	0.7920	0.3960
NF	0.7560	0.4390
NG	0.7280	0.3660
NK	0.7710	0.4450
NL	0.7500	0.3830
O1	0.7140	0.2770
O4	0.6500	0.2890
OB	0.6570	0.2970
OD	0.7170	0.2720
OE	0.7250	0.2720
OG	0.7680	0.4150
OL	0.7770	0.4260
P4	0.7040	0.3210
PB	0.7190	0.3270
PG	0.7590	0.4210
PL	0.7840	0.4270
Q1	0.6200	0.2630
Q4	0.6980	0.3240
QB	0.7050	0.3320

Continued on next page...

Continued from previous page...

Chain	Atom inclusion	Q-score
QD	0.6270	0.2670
QE	0.6320	0.2670
QG	0.8050	0.4120
QL	0.7970	0.4050
R1	0.5950	0.2720
R4	0.7450	0.3290
RB	0.7510	0.3410
RD	0.5990	0.2640
RE	0.5950	0.2730
RG	0.7180	0.3850
RL	0.7530	0.4060
S1	0.7620	0.4420
S4	0.7210	0.3530
SB	0.7450	0.3730
SD	0.7660	0.4730
SE	0.7530	0.4360
SG	0.7330	0.3460
SL	0.7420	0.3630
T1	0.6130	0.4170
T4	0.7210	0.3200
TB	0.7260	0.3280
TD	0.5660	0.4020
TE	0.6130	0.4180
TG	0.7400	0.3370
TL	0.7490	0.3410
U1	0.8120	0.3100
U4	0.7070	0.3790
UB	0.7340	0.3840
UD	0.8120	0.3070
UE	0.8150	0.3120
UG	0.8280	0.3690
UL	0.8230	0.3720
V1	0.8210	0.3480
V4	0.6450	0.2890
VB	0.6510	0.3000
VD	0.8270	0.3510
VE	0.8230	0.3480
VG	0.7860	0.3570
VL	0.7910	0.3600
W4	0.7190	0.3040
WB	0.7290	0.3100
WG	0.7680	0.3990

Continued on next page...

Continued from previous page...

Chain	Atom inclusion	Q-score
WL	0.7970	0.4150
X1	0.5700	0.3430
X4	0.6830	0.3140
XB	0.7000	0.3280
XD	0.5890	0.3420
XE	0.5380	0.3320
XF	0.7370	0.3780
XK	0.7490	0.3900
Y1	0.5950	0.3020
Y4	0.7560	0.3330
YB	0.7780	0.3460
YD	0.5950	0.3020
YE	0.6030	0.2970
YF	0.7950	0.4050
YK	0.7910	0.4040
Z1	0.6090	0.3380
Z4	0.7170	0.3480
ZB	0.7360	0.3590
ZD	0.6100	0.3260
ZE	0.6160	0.3390
ZF	0.7970	0.3880
ZK	0.7950	0.3880
a1	0.6520	0.3830
a4	0.7310	0.3170
aB	0.7460	0.3210
aD	0.6320	0.3760
aE	0.6490	0.3790
aF	0.7910	0.4360
aK	0.7950	0.4380
b1	0.7170	0.4050
b2	0.2980	0.0820
b3	0.0320	0.0320
b4	0.7050	0.3840
b5	0.3290	0.1090
b6	0.1440	0.0370
b7	0.0690	0.0160
b8	0.2240	0.1080
b9	0.2320	0.0690
bA	0.0280	0.0080
bB	0.7230	0.3910
bC	0.0890	0.0100
bD	0.6840	0.3990

Continued on next page...

Continued from previous page...

Chain	Atom inclusion	Q-score
bE	0.7240	0.4070
bF	0.7660	0.4210
bH	0.3360	0.0970
bI	0.1920	0.0620
bJ	0.2330	0.0800
bK	0.7740	0.4250
c1	0.6350	0.3730
c2	0.0840	0.1140
c3	0.0220	0.0220
c5	0.1710	0.0930
c6	0.0450	-0.0150
c7	0.0160	0.0220
c8	0.1370	0.0680
c9	0.0910	0.0990
cA	0.0710	0.0260
cC	0.0260	0.0040
cD	0.6340	0.3750
cE	0.6200	0.3690
cF	0.7960	0.4210
cH	0.1790	0.0810
cI	0.0480	0.0970
cJ	0.1920	0.0970
cK	0.7890	0.4190
d1	0.6770	0.4100
d2	0.0040	0.0360
d3	0.0350	0.0430
d5	0.1730	0.0460
d6	0.0120	0.0350
d7	0.0160	0.0020
d8	0.3140	0.0650
d9	0.0080	0.0520
dA	0.0110	0.0220
dC	0.0110	0.0250
dD	0.6460	0.4050
dE	0.6680	0.4050
dF	0.7160	0.3690
dH	0.1800	0.0580
dI	0.0000	0.0560
dJ	0.3450	0.0550
dK	0.7300	0.3760
e1	0.6770	0.3620
e2	0.0060	0.0730

Continued on next page...

Continued from previous page...

Chain	Atom inclusion	Q-score
e3	0.0310	0.0170
e5	0.0420	0.0260
e6	0.0010	0.0370
e7	0.0130	0.0200
e8	0.0680	0.0450
e9	0.0110	0.0960
eA	0.0200	0.0250
eC	0.0060	0.0170
eD	0.6570	0.3590
eE	0.6690	0.3660
eF	0.7640	0.4260
eH	0.0340	0.0280
eI	0.0020	0.0380
eJ	0.0620	0.0250
eK	0.7630	0.4250
f1	0.6960	0.3810
f2	0.0500	0.0240
f3	0.0910	0.0390
f5	0.0530	0.0170
f6	0.0220	0.0070
f7	0.0090	0.0120
f8	0.1180	0.0260
f9	0.0630	0.0270
fA	0.0520	0.0250
fC	0.0330	0.0200
fD	0.6690	0.3860
fE	0.6900	0.3830
fF	0.7490	0.4150
fH	0.1310	0.0430
fI	0.0770	0.0420
fJ	0.1320	0.0360
fK	0.7580	0.4170
g2	0.1000	0.0830
g3	0.0620	0.0140
g5	0.1900	0.0860
g6	0.0620	0.0400
g7	0.0560	0.0260
g8	0.2150	0.1120
g9	0.1020	0.0680
gA	0.0790	0.0100
gC	0.1020	0.0250
gF	0.7970	0.4170

Continued on next page...

Continued from previous page...

Chain	Atom inclusion	Q-score
gH	0.2460	0.0970
gI	0.0730	0.0640
gJ	0.2260	0.0960
gK	0.7970	0.4160
h1	0.6380	0.3710
h2	0.1390	0.0470
h3	0.0090	0.0060
h5	0.2470	0.0580
h6	0.0820	0.0440
h7	0.0120	0.0200
h8	0.1780	0.0330
h9	0.0880	0.0500
hA	0.0030	0.0130
hC	0.0120	-0.0050
hD	0.5840	0.3690
hE	0.6500	0.3820
hF	0.7990	0.4100
hH	0.2410	0.0410
hI	0.0280	0.0400
hJ	0.2420	0.0500
hK	0.7950	0.4070
i1	0.6410	0.3930
i2	0.1350	0.0610
i3	0.0140	0.0110
i5	0.1160	0.0780
i6	0.0600	0.0110
i7	0.0270	0.0220
i8	0.0730	0.0830
i9	0.1030	0.0550
iA	0.0030	0.0050
iC	0.0610	0.0300
iD	0.6140	0.4150
iE	0.5890	0.3860
iF	0.7290	0.3840
iH	0.1100	0.0860
iI	0.1050	0.0620
iJ	0.0920	0.0540
iK	0.7460	0.4010
j1	0.4480	0.3120
j2	0.1540	0.0490
j3	0.0560	0.0210
j5	0.1460	0.0780

Continued on next page...

Continued from previous page...

Chain	Atom inclusion	Q-score
j6	0.0850	0.0220
j7	0.0440	0.0110
j8	0.1580	0.0620
j9	0.1630	0.0270
jA	0.0720	0.0190
jC	0.0520	0.0140
jD	0.4540	0.3130
jE	0.4630	0.3170
jF	0.7470	0.3620
jH	0.2430	0.0500
jI	0.1630	0.0510
jJ	0.1650	0.0620
jK	0.7640	0.3730
k1	0.6110	0.3840
k2	0.0530	0.0420
k3	0.0390	-0.0050
k5	0.0350	0.0360
k6	0.0230	0.0040
k7	0.0030	0.0050
k8	0.0370	0.0420
k9	0.0730	0.0570
kA	0.0240	0.0040
kC	0.0120	0.0380
kD	0.6200	0.3920
kE	0.5980	0.3840
kF	0.7380	0.3360
kH	0.1100	0.0570
kI	0.0400	0.0220
kJ	0.0640	0.0280
kK	0.7460	0.3500
l1	0.6740	0.4040
l2	0.0200	0.0320
l3	0.0820	0.0180
l5	0.0840	0.0280
l6	0.0050	0.0340
l7	0.0160	0.0150
l8	0.1510	0.0330
l9	0.0120	0.0440
lA	0.0430	0.0140
lC	0.0170	0.0080
lD	0.6260	0.3990
lE	0.6490	0.4090

Continued on next page...

Continued from previous page...

Chain	Atom inclusion	Q-score
lF	0.8310	0.3620
lH	0.0950	0.0280
lI	0.0040	0.0300
lJ	0.1880	0.0400
lK	0.8370	0.3730
m1	0.5740	0.4010
m2	0.0410	0.0300
m3	0.0620	0.0080
m5	0.1630	0.0330
m6	0.0110	0.0080
m7	0.0190	-0.0060
m8	0.1510	0.0440
m9	0.0190	0.0450
mA	0.0480	0.0450
mC	0.0310	-0.0070
mD	0.5050	0.3970
mE	0.5200	0.3850
mF	0.7870	0.3570
mH	0.1540	0.0550
mI	0.0110	0.0290
mJ	0.2580	0.0470
mK	0.7940	0.3610
nF	0.7540	0.3840
nK	0.7770	0.4010
o1	0.7250	0.2560
o4	0.6810	0.3260
oB	0.6860	0.3230
oD	0.7190	0.2590
oE	0.7220	0.2600
p4	0.7230	0.3480
pB	0.7240	0.3430
q1	0.5990	0.2270
q4	0.7180	0.3320
qB	0.7270	0.3420
qD	0.5960	0.2120
qE	0.5880	0.2160
r1	0.6890	0.2880
r4	0.8250	0.4180
rB	0.8240	0.4220
rD	0.6380	0.2880
rE	0.6610	0.2890
s4	0.7950	0.4020

Continued on next page...

Continued from previous page...

Chain	Atom inclusion	Q-score
sB	0.8120	0.4140
t1	0.5610	0.3880
t4	0.7760	0.3830
tB	0.7760	0.3800
tD	0.5190	0.3830
tE	0.5450	0.3790
u1	0.8020	0.3030
u4	0.6660	0.3140
uB	0.6820	0.3210
uD	0.7980	0.2960
uE	0.8040	0.3060
v1	0.7800	0.3290
v4	0.7180	0.3480
vB	0.7250	0.3490
vD	0.7790	0.3190
vE	0.7720	0.3230
w4	0.7360	0.3460
wB	0.7400	0.3420
x1	0.6020	0.3240
x4	0.8150	0.4220
xB	0.8270	0.4210
xD	0.5960	0.3180
xE	0.6290	0.3330
y1	0.4900	0.3490
y4	0.7920	0.3980
yB	0.8080	0.4130
yD	0.4830	0.3580
yE	0.4930	0.3500
z1	0.5840	0.3230
z4	0.7830	0.3890
zB	0.7780	0.3860
zD	0.5820	0.3180
zE	0.5630	0.3120