Full wwPDB EM Validation Report ⓘ

Mar 28, 2026 – 05:46 PM UTC

PDB ID	:	7VCI / pdb_00007vci
EMDB ID	:	EMD-31891
Title	:	Structure of Xenopus laevis NPC nuclear ring asymmetric unit
Authors	:	Tai, L.; Zhu, Y.; Sun, F.
Deposited on	:	2021-09-03
Resolution	:	8.10 Å(reported)

This is a Full wwPDB EM Validation Report for a publicly released PDB entry.

We welcome your comments at *validation@mail.wwpdb.org*
A user guide is available at
https://www.wwpdb.org/validation/2017/EMValidationReportHelp
with specific help available everywhere you see the ⓘ symbol.

The types of validation reports are described at
http://www.wwpdb.org/validation/2017/FAQs#types.

The following versions of software and data (see references ⓘ) were used in the production of this report:

EMDB validation analysis	:	0.0.1.dev132
MolProbity	:	4-5-2 with Phenix2.0
Percentile statistics	:	20250101.v01 (using entries in the PDB archive January 1st 2025)
EM percentile statistics	:	202505.v01 (Using data in the EMDB archive up until May 2025)
MapQ	:	1.9.13
Ideal geometry (proteins)	:	Engh & Huber (2001)
Ideal geometry (DNA, RNA)	:	Parkinson et al. (1996)
Validation Pipeline (wwPDB-VP)	:	2.49

1 Overall quality at a glance (i)

The following experimental techniques were used to determine the structure:
ELECTRON MICROSCOPY

The reported resolution of this entry is 8.10 Å.

Percentile scores (ranging between 0-100) for global validation metrics of the entry are shown in the following graphic. The table shows the number of entries on which the scores are based.

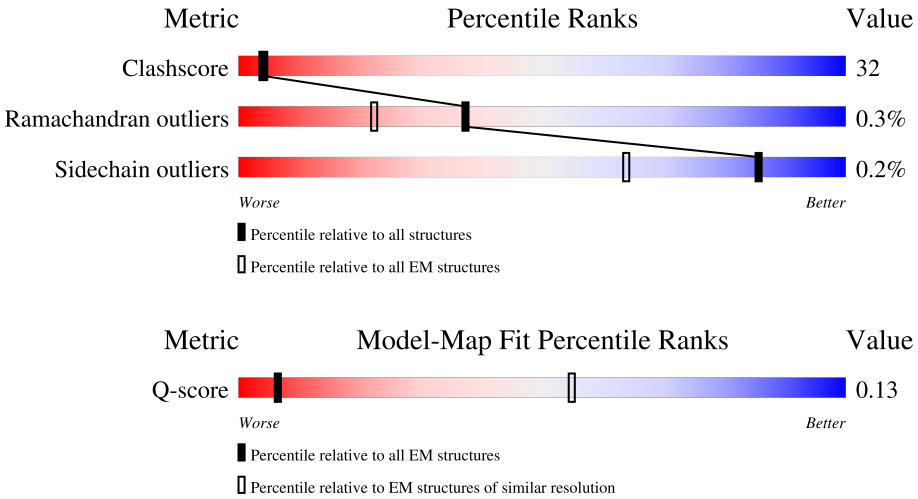

Metric	Whole archive (#Entries)	EM structures (#Entries)	Similar EM resolution (#Entries, resolution range(Å))
Clashscore	229148	23984	-
Ramachandran outliers	224038	23583	-
Sidechain outliers	223484	23102	-
Q-score	-	25397	342 (7.60 - 8.60)

The table below summarises the geometric issues observed across the polymeric chains and their fit to the map. The red, orange, yellow and green segments of the bar indicate the fraction of residues that contain outliers for >=3, 2, 1 and 0 types of geometric quality criteria respectively. A grey segment represents the fraction of residues that are not modelled. The numeric value for each fraction is indicated below the corresponding segment, with a dot representing fractions <=5% The upper red bar (where present) indicates the fraction of residues that have poor fit to the EM map (all-atom inclusion < 40%). The numeric value is given above the bar.

Mol	Chain	Length	Quality of chain
1	A	653	43% 57%
1	J	653	45% 55%
2	B	375	14% 35% 63%
2	K	375	11% 45% 54%

Continued on next page...

Continued from previous page...

Mol	Chain	Length	Quality of chain
3	C	360	32% 60% 8%
3	L	360	32% 58% 10%
4	D	1439	13% 57% 40%
4	M	1439	10% 49% 48%
5	E	326	53% 46%
5	N	326	7% 54% 46%
6	F	924	6% 31% 43% 26%
6	O	924	25% 44% 31%
7	G	320	6% 30% 61% 8%
7	P	320	30% 61% 8%
8	H	916	10% 43% 43% 13%
8	Q	916	7% 33% 51% 15%
9	I	1140	24% 57% 36% 6%
9	R	1140	69% 50% 45% 5%
10	S	2011	8% 51% 49%
11	T	2408	12% 28% 14% 58%
12	U	820	48% 51%

2 Entry composition

There are 12 unique types of molecules in this entry. The entry contains 124700 atoms, of which 0 are hydrogens and 0 are deuteriums.

In the tables below, the AltConf column contains the number of residues with at least one atom in alternate conformation and the Trace column contains the number of residues modelled with at most 2 atoms.

- Molecule 1 is a protein called Nuclear pore complex protein Nup85.

Mol	Chain	Residues	Atoms					AltConf	Trace
1	A	653	Total	C	N	O	S	0	0
			5268	3341	904	984	39		
1	J	653	Total	C	N	O	S	0	0
			5268	3341	904	984	39		

- Molecule 2 is a protein called MGC154553 protein.

Mol	Chain	Residues	Atoms					AltConf	Trace
2	B	375	Total	C	N	O	S	0	0
			2927	1813	524	571	19		
2	K	375	Total	C	N	O	S	0	0
			2927	1813	524	571	19		

- Molecule 3 is a protein called Nucleoporin SEH1-A.

Mol	Chain	Residues	Atoms					AltConf	Trace
3	C	333	Total	C	N	O	S	0	0
			2607	1632	466	491	18		
3	L	325	Total	C	N	O	S	0	0
			2546	1592	455	482	17		

- Molecule 4 is a protein called Nup160.

Mol	Chain	Residues	Atoms					AltConf	Trace
4	D	1394	Total	C	N	O	S	0	0
			11118	7052	1912	2086	68		
4	M	1394	Total	C	N	O	S	0	0
			11118	7052	1912	2086	68		

- Molecule 5 is a protein called MGC83926 protein.

Mol	Chain	Residues	Atoms					AltConf	Trace
5	E	326	Total	C	N	O	S	0	0
			2573	1640	443	473	17		
5	N	326	Total	C	N	O	S	0	0
			2573	1640	443	473	17		

- Molecule 6 is a protein called Nuclear pore complex protein Nup96.

Mol	Chain	Residues	Atoms					AltConf	Trace
6	F	687	Total	C	N	O	S	0	0
			5560	3525	979	1024	32		
6	O	637	Total	C	N	O	S	0	0
			5168	3282	911	946	29		

- Molecule 7 is a protein called GATOR complex protein SEC13.

Mol	Chain	Residues	Atoms					AltConf	Trace
7	G	294	Total	C	N	O	S	0	0
			2300	1454	394	440	12		
7	P	294	Total	C	N	O	S	0	0
			2300	1454	394	440	12		

- Molecule 8 is a protein called Nuclear pore complex protein.

Mol	Chain	Residues	Atoms					AltConf	Trace
8	H	798	Total	C	N	O	S	0	0
			6494	4126	1096	1240	32		
8	Q	780	Total	C	N	O	S	0	0
			6351	4034	1076	1210	31		

- Molecule 9 is a protein called outer Nup133.

Mol	Chain	Residues	Atoms					AltConf	Trace
9	I	1076	Total	C	N	O	S	0	0
			8482	5362	1409	1661	50		
9	R	1082	Total	C	N	O	S	0	0
			8536	5397	1420	1669	50		

- Molecule 10 is a protein called MGC83295 protein.

Mol	Chain	Residues	Atoms					AltConf	Trace
10	S	2011	Total	C	N	O	S	0	0
			15974	10112	2785	2978	99		

- Molecule 11 is a protein called Protein ELYS.

Mol	Chain	Residues	Atoms					AltConf	Trace
11	T	1013	Total	C	N	O	S	0	0
			8041	5095	1388	1518	40		

- Molecule 12 is a protein called Nuclear pore complex protein Nup93.

Mol	Chain	Residues	Atoms					AltConf	Trace
12	U	820	Total	C	N	O	S	0	0
			6569	4132	1146	1259	32		

3 Residue-property plots (i)

These plots are drawn for all protein, RNA, DNA and oligosaccharide chains in the entry. The first graphic for a chain summarises the proportions of the various outlier classes displayed in the second graphic. The second graphic shows the sequence view annotated by issues in geometry and atom inclusion in map density. Residues are color-coded according to the number of geometric quality criteria for which they contain at least one outlier: green = 0, yellow = 1, orange = 2 and red = 3 or more. A red diamond above a residue indicates a poor fit to the EM map for this residue (all-atom inclusion < 40%). Stretches of 2 or more consecutive residues without any outlier are shown as a green connector. Residues present in the sample, but not in the model, are shown in grey.

- Molecule 1: Nuclear pore complex protein Nup85

Chain A:







• Molecule 1: Nuclear pore complex protein Nup85

Chain J:



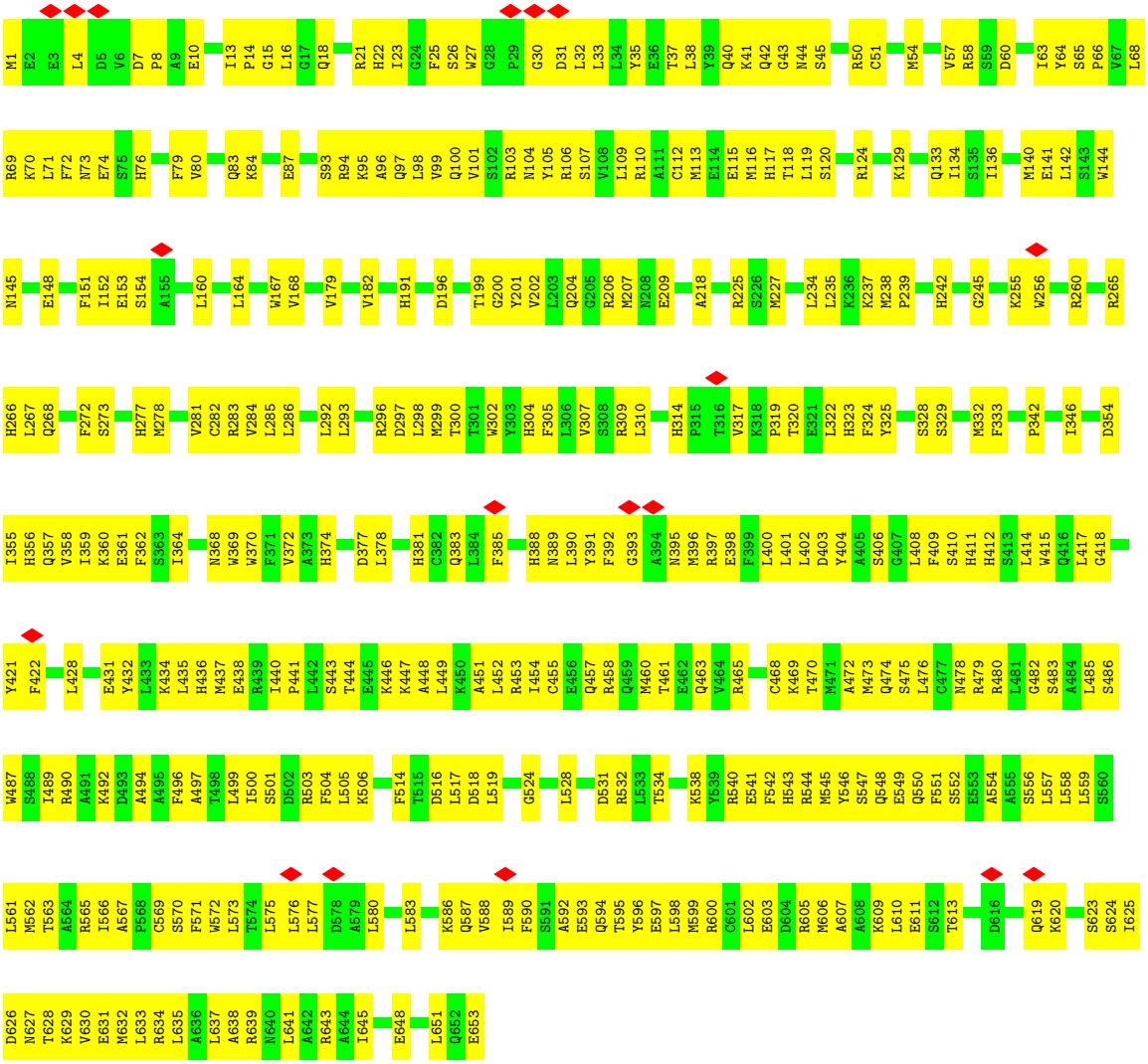

• Molecule 2: MGC154553 protein

Chain B:



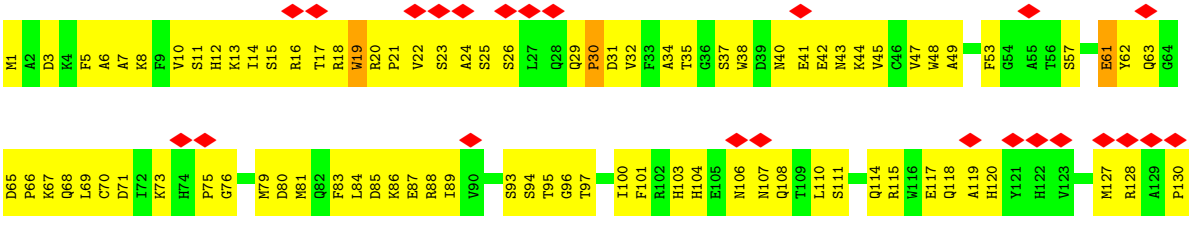

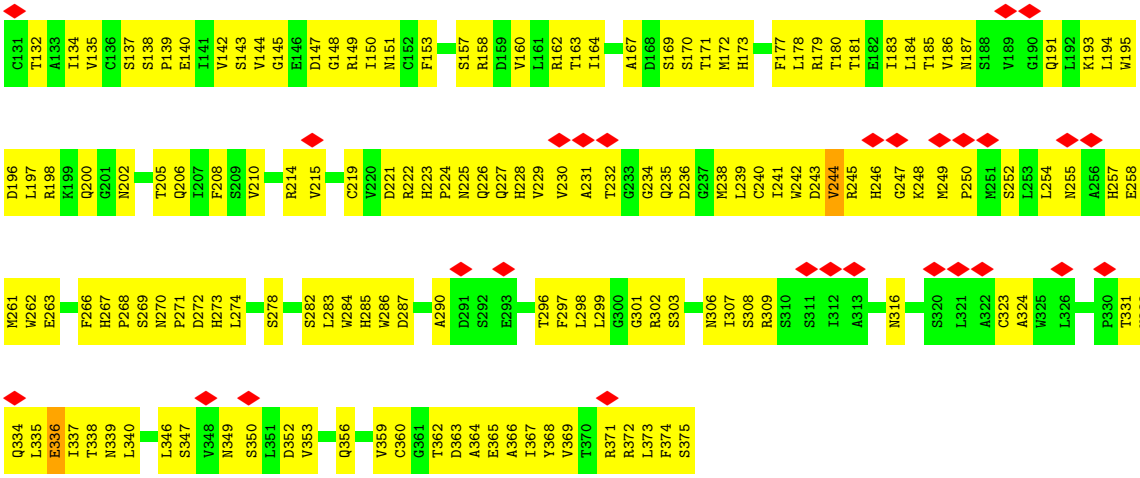

• Molecule 2: MGC154553 protein

Chain K:



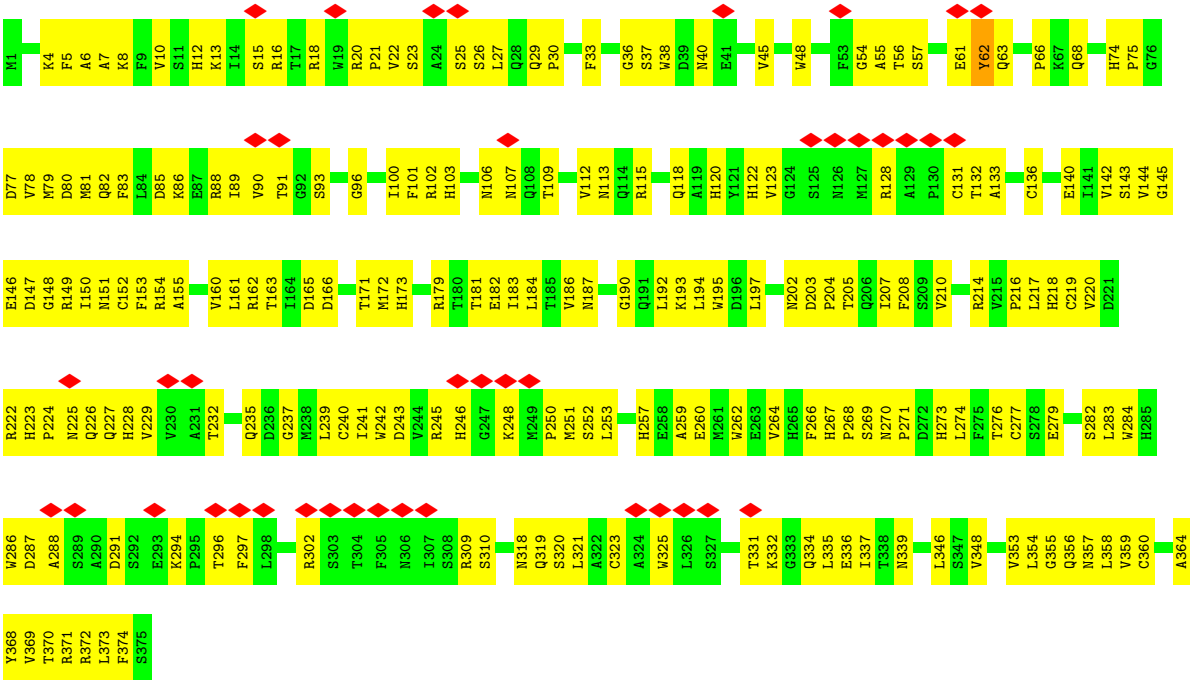

• Molecule 3: Nucleoporin SEH1-A

Chain C:



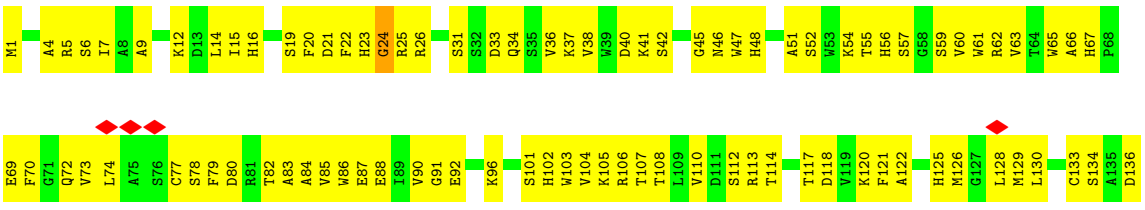

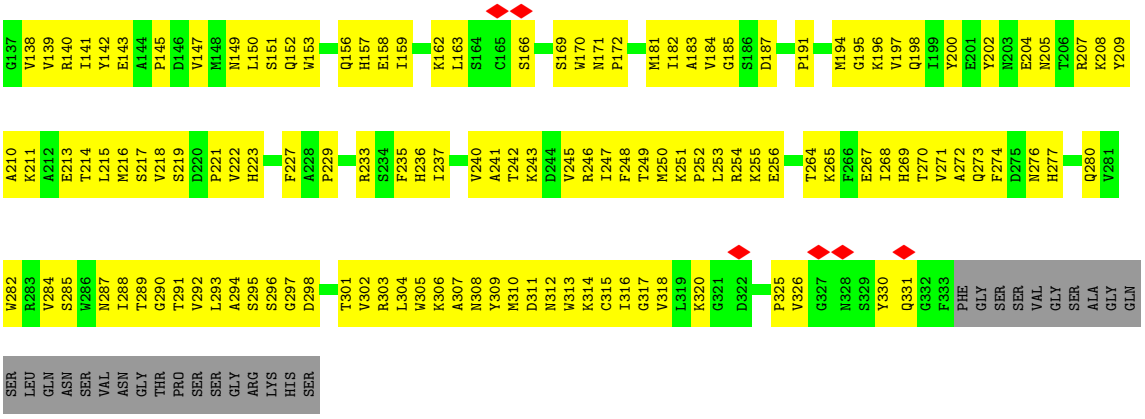

• Molecule 3: Nucleoporin SEH1-A

Chain L:



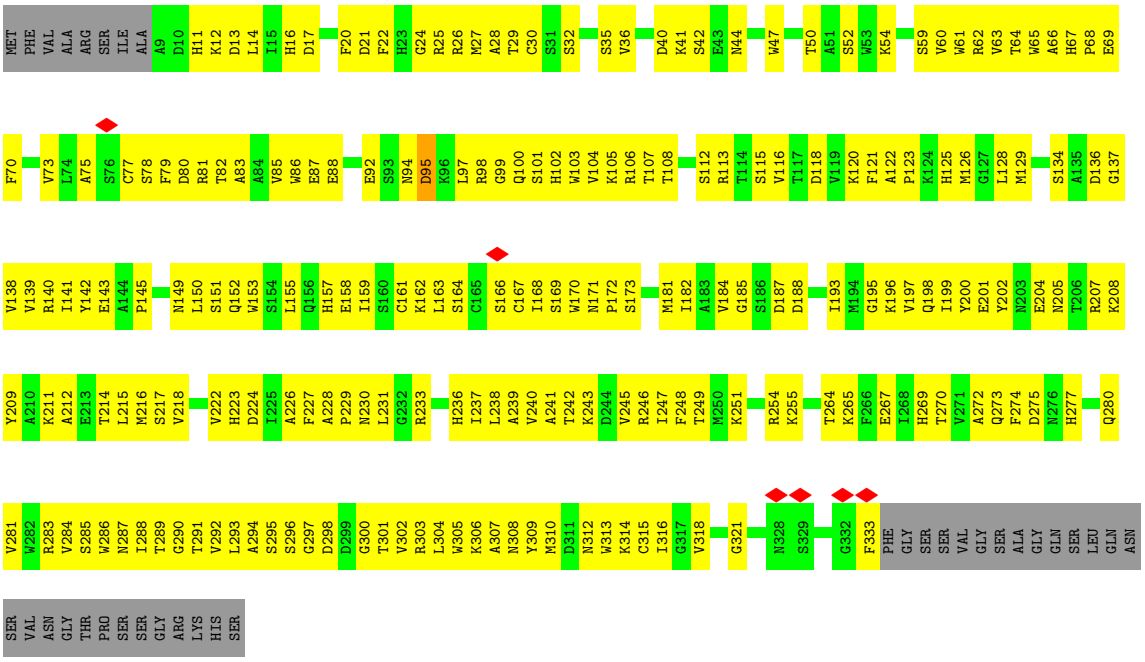

• Molecule 4: Nup160

Chain D:



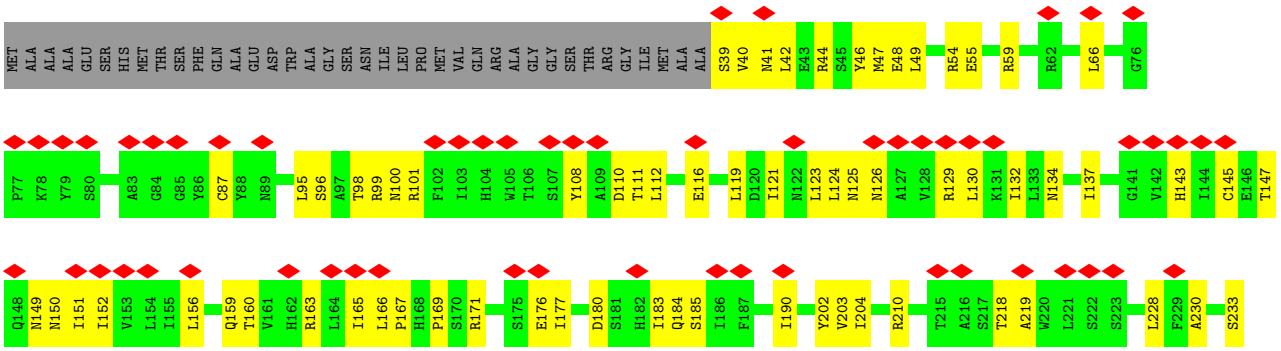


K242 M243 P244 M248 E249 V252 T253 I254 Q259 V262 M263 Q264 R265 G269 W270 M271 P272 S273 S274 I275 R276 P285 V286 S287 L288 A289 V290 L293 D294 H295 Y298 L299 F300 A301 L302 C303 H306 K307 L308 R309 M310 D315 Q316 N317 M320 V321 A322 D323
M324 L325 E326 Y327 V328 P329 V330 S331 K332 D333 I334 T337 T340 L344 R345 L346 S349 D350 T351 L352 L355 V359 T363 P364 R365 Q366 G367 Q368 F369 F372 C376 S379 N380 R381 Y382 S383 L384 E385 H386 I390 F391 I398 D399 F402 S405 S406
M407 N408 I409 W410 A411 L412 W413 L414 D415 D416 D417 N418 V421 H424 I425 N426 F427 E428 R429 N430 Q431 A432 G433 H434 W435 V438 F439 V440 N441 P444 D445 D452 Y460 L461 E462 F465 G468 R469 F470 T471 I472 Q476 K477 A478 I479 Q480 I481 K484 G485 S486
G487 R488 V489 L490 D491 L492 S493 W494 E495 K498 V501 E506 E522 F523 R524 Q525 I526 N530 W531 C532 K533 F534 Y535 T536 L539 Q540 Y541 R547 L551 V552 V553 H554 P555 N556 T557 N558 M559 V560 C561 L562 K565 G566 F567 F570 L571 A572 P573 C574 G585
L588 L589 T590 V591 D592 V595 I596 C597 D598 D599 A603 I606 V607 S608 L609 I610 M615 Y619 D623 M624 A625 Y626 Q627 M628 E629 S630 A631 Q636 S637 R640 V641 I645 L646 E647 D648 L649 I650 A651 N652 D653 I654 D655 M658 E659 N660 I661 Q662 N663 K664
L665 Q666 R669 N670 P671 I672 Q673 A674 I675 S676 F677 L678 L679 Q680 N681 M682 D689 M690 E691 Q692 S693 Q694 R698 L699 N700 L701 S702 T703 L704 Y705 G706 S712 V713 V714 C715 Q716 A717 I718 Y719 K720 I721 S722 R725 F726 C729 R730 D731 L732 L733 I734 H737 L738 L739
L740 R741 D744 L747 V748 G749 A750 L754 Q757 Q758 L767 L768 L769 S770 Y771 Y772 M773 I774 R775 W776 C780 L781 E791 S792 N793 L794 Q795 H796 L797 S798 V799 L800 E801 L802 S803 D804 S805 Q806 V807 E808 K809 R810 R811 Y812 T813 S814 G815 I816 I819 V820 E821
R829 K830 H831 F832 P833 Q834 V835 F836 A837 H838 I841 G844 S845 V848 H849 R850 S851 L852 N853 W854 Q867 L868 L869 W870 N873 P874 N875 A879 E880 C881 L882 M883 R884 N885 Y888 T889 Q890 L891 Q892 E893 Y894 V895 R896 V906 C909 H910 F911 M912 L913 A914 Q915
C916 Y917 L918 E922 G923 H924 K925 A926 C929 A933 A934 S935 E936 R939 E940 D941 F942 L943 L946 E950 E953 S954 V955 S956 Q960 Y961 R964 R967 L968 V972 G973 L974 P975 E976 L977 V978 I979 A982 I986 S987 E988 A989 S990 D991 Q996
L999 R1000 T1001 R1002 I1003 F1004 K1005 H1006 H1007 M1010 G1011 H1012 N1013 S1014 Q1015 A1016 Y1017 D1018 T1021 Q1022 I1023 L1036 L1040 R1043 S1044 Q1045 L1046 Q1047 D1048 L1049 V1050 E1051 F1052 V1055 N1056 L1057 H1058 N1059 E1060 V1061 V1062 I1065 R1070 L1074 H1077 N1078 E1081 L1082 L1083
Y1084 A1085 F1086 H1087 I1088 N1092 Y1093 R1094 K1095 A1096 V1099 M1100 F1101 E1102 R1106 L1107 R1115 Q1118 K1119 Q1120 V1121 N1122 S1123 Y1124 L1125 A1126 C1127 L1128 N1129 C1130 L1131 R1132 L1133 I1134 R1135 P1136 E1137 Y1138 A1139 W1140 I1141 V1142 Q1143 S1146 G1147 A1148 Y1149 Y1150 E1151 R1152 S1166 I1174
E1175 I1176 L1177 R1180 D1181 L1182 E1183 K1184 E1185 Y1186 V1187 L1188 A1189 Q1190 T1191 R1192 L1193 T1194 L1195 A1196 K1197 H1198 N1199 T1202 I1205 A1206 G1207 S1208 S1209 A1210 A1211 M1214 V1215 L1218 G1222 L1223 F1224 D1225 T1226 A1227 I1228 S1229 L1230 C1231 Q1232 T1233 F1234 K1235 L1236 G1237 L1238 T1239 S1240 I1241
F1242 K1248 C1249 I1250 R1251 L1262 Q1253 Q1254 E1257 Q1260 W1264 L1267 N1270 Q1271 L1272 A1273 T1274 V1275 I1276 T1277 T1278 K1279 S1282 A1283 E1286 R1289 L1290 M1291 I1292 S1293 Y1294 L1295 D1296 K1297 Y1298 E1299 S1300 K1301 N1302 T1303 L1304 Y1305 H1306 H1307 C1308 I1309 I1310 N1311 K1312 L1313
H1316 G1317 V1318 P1319 L1320 P1321 N1322 W1323 L1324 Y1328 K1329 A1330 M1331 D1332 A1333 A1334 E1335 L1336 L1337 R1338 L1339 Y1340 L1341 K1342 Y1343 E1347 E1348 A1349 A1350 E1351 L1352 V1353 L1354 E1355 Y1356 V1357 D1358 A1359 L1360 L1361 G1362 K1363 G1364 H1365 Q1366 Y1367 A1372 P1373 L1374 L1380 V1381 W1382 F1383 P1384 Y1385 S1386

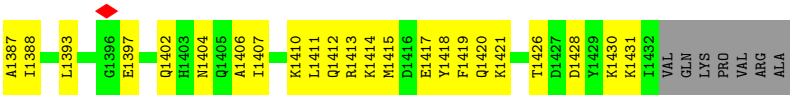

• Molecule 4: Nup160

Chain M:



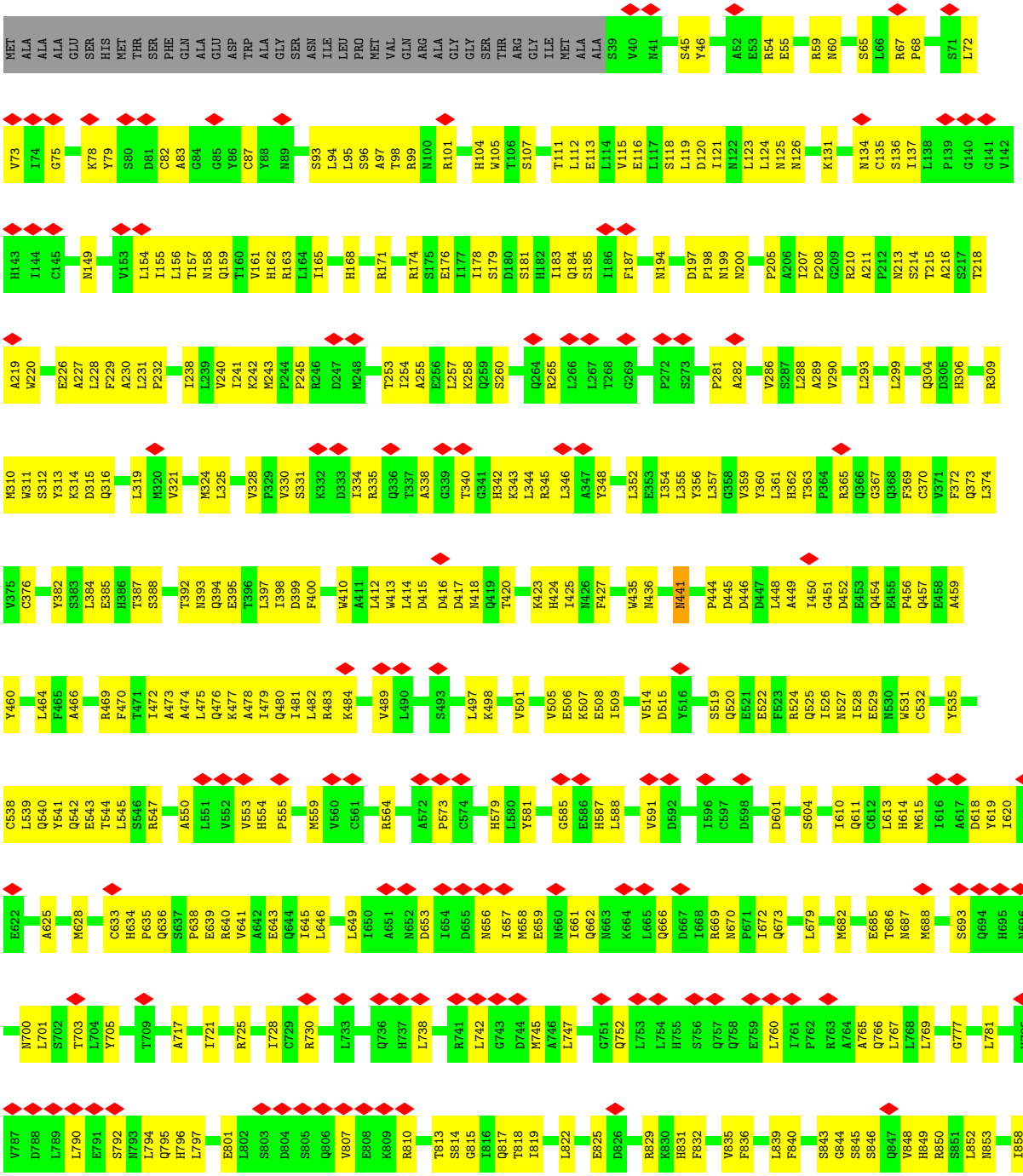

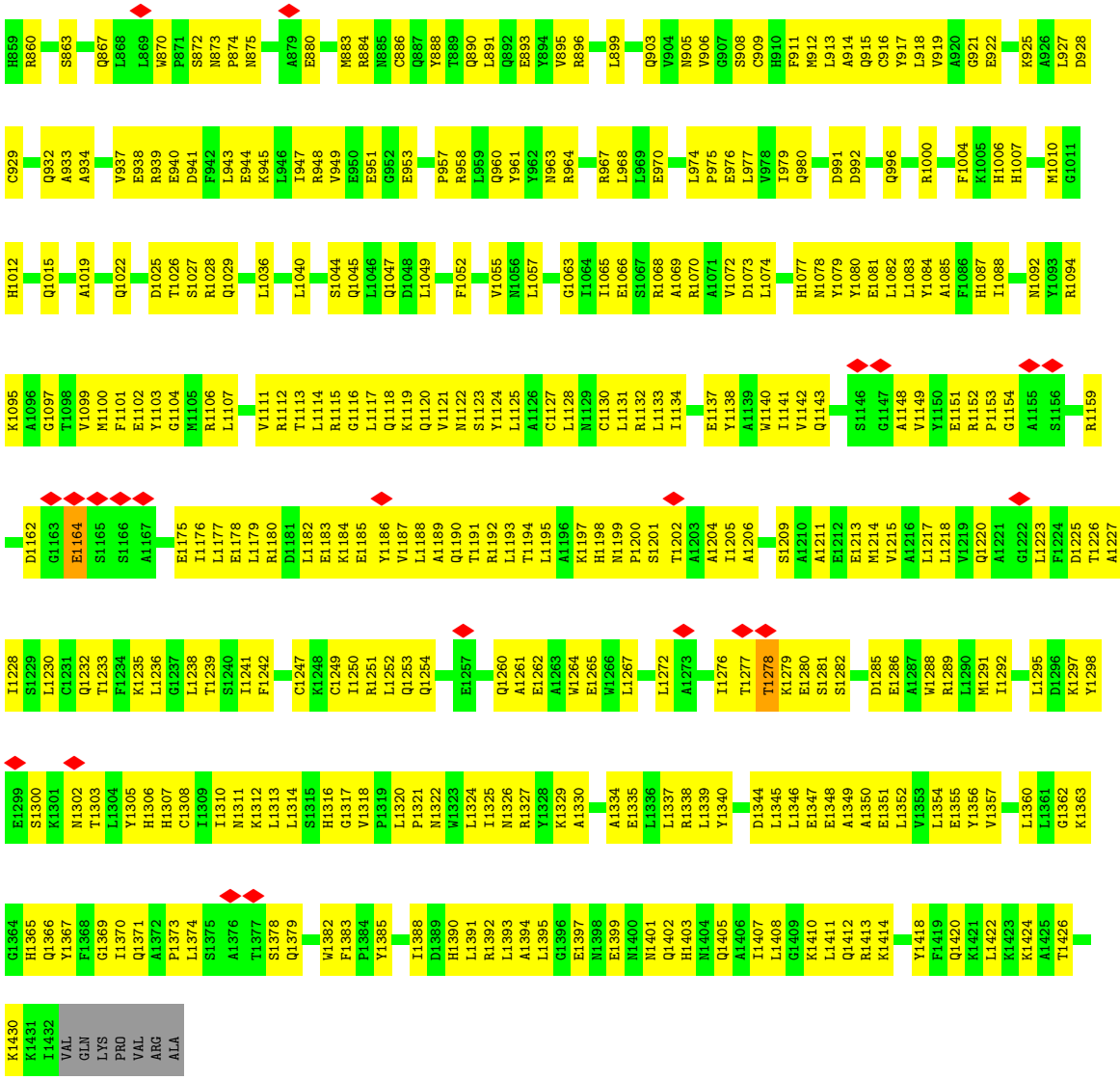

• Molecule 5: MGC83926 protein

Chain E:



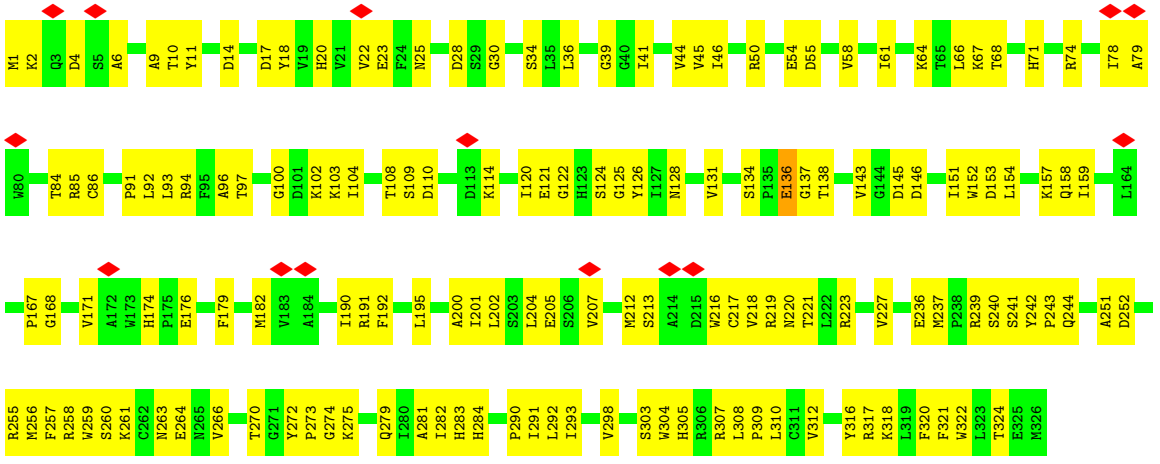

• Molecule 5: MGC83926 protein

Chain N:

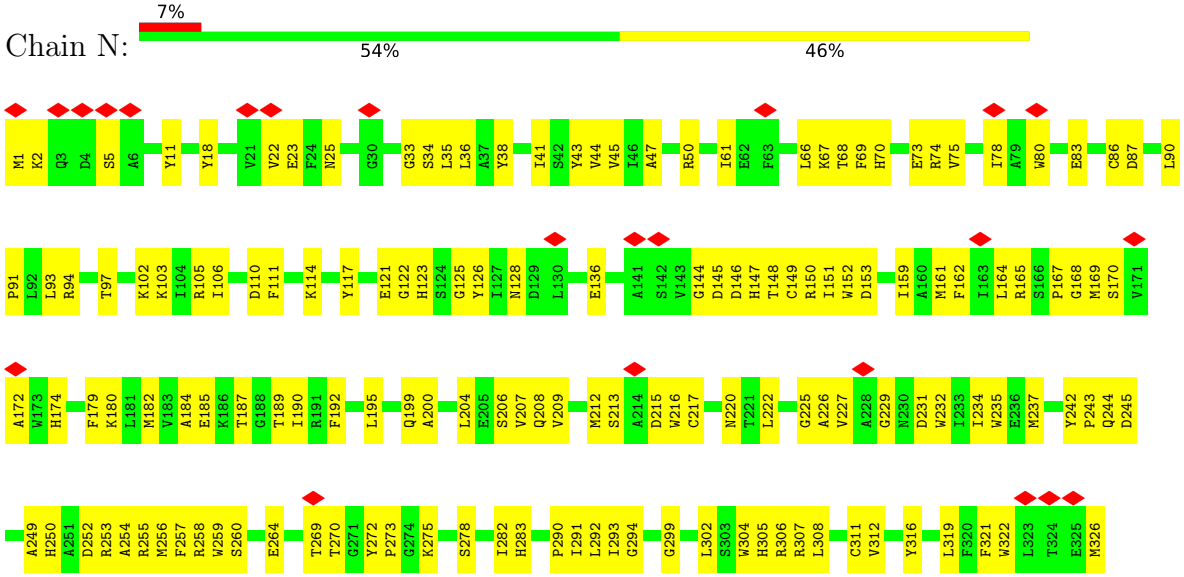

• Molecule 6: Nuclear pore complex protein Nup96

Chain F:



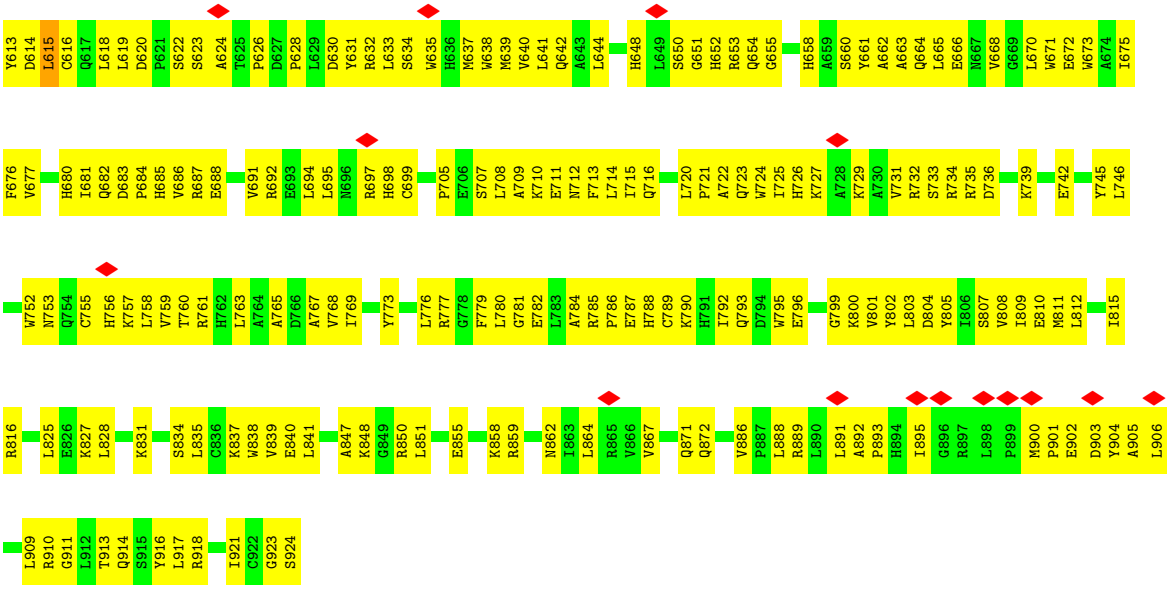

• Molecule 6: Nuclear pore complex protein Nup96

Chain O:

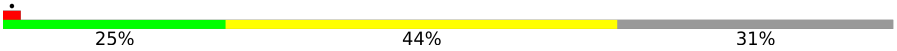

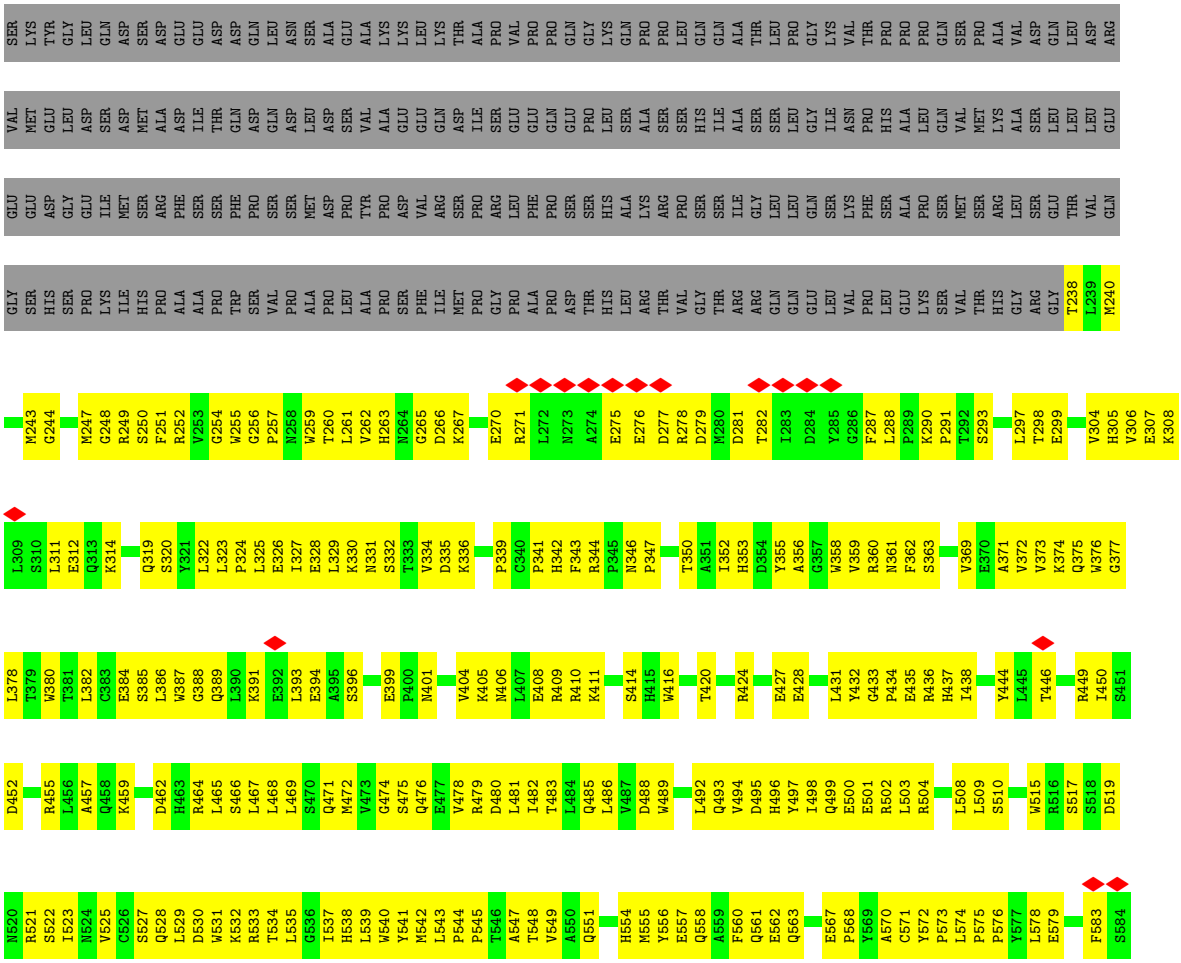

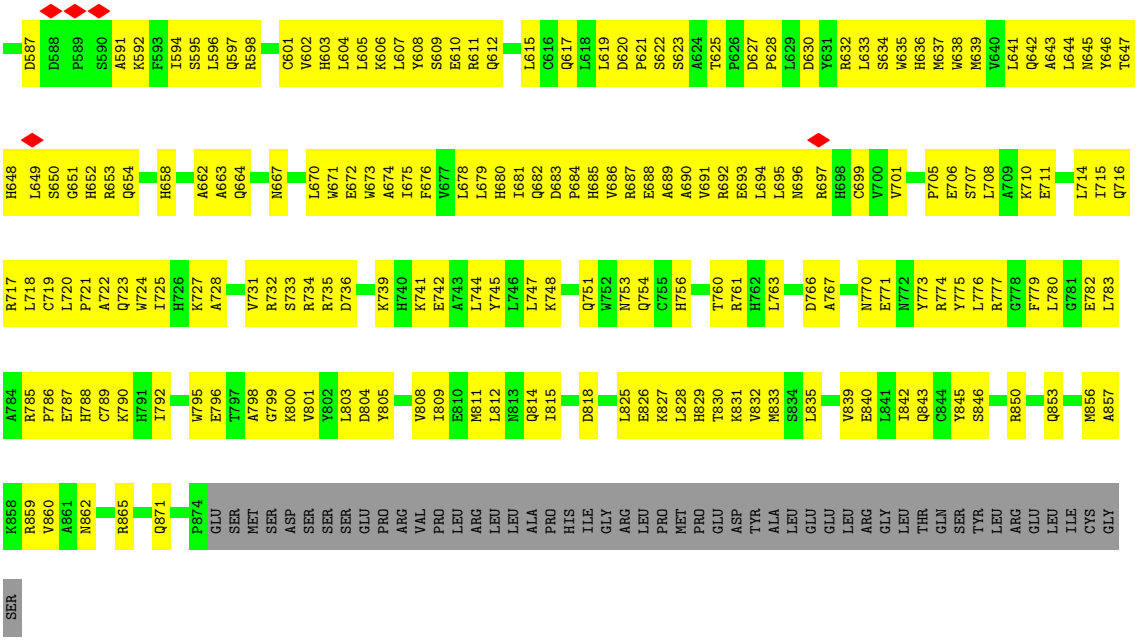

• Molecule 7: GATOR complex protein SEC13

Chain G:



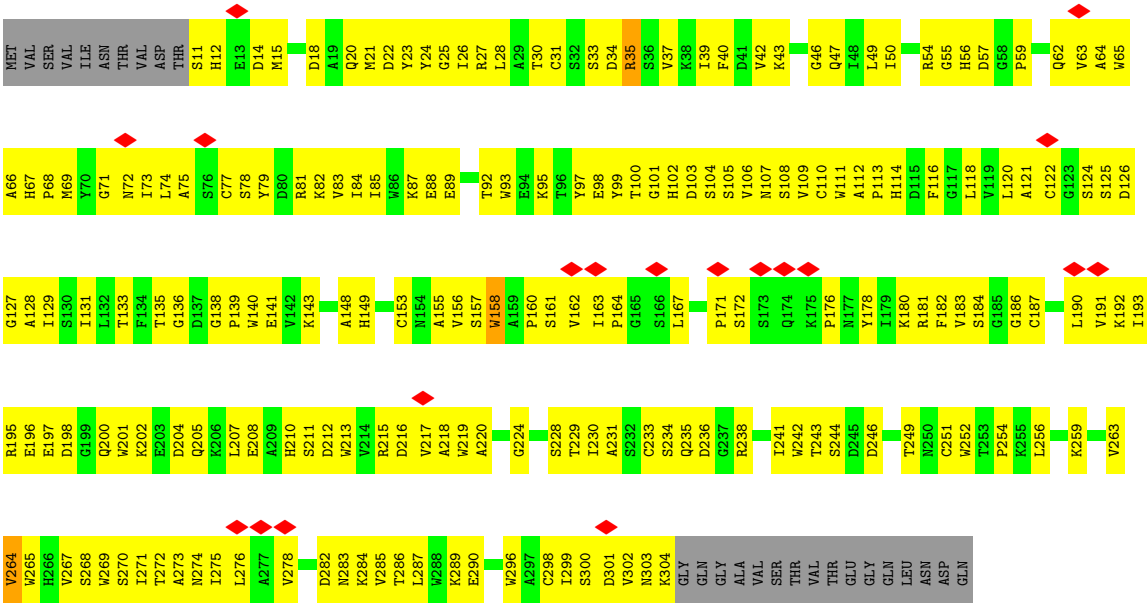

• Molecule 7: GATOR complex protein SEC13

Chain P:



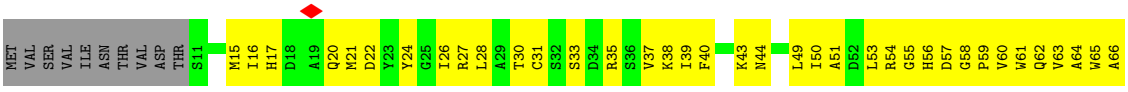

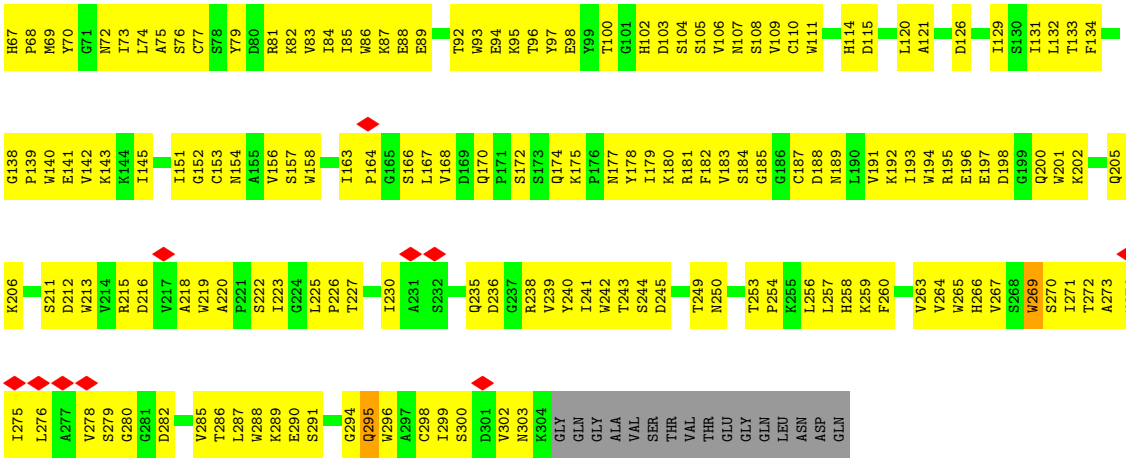

• Molecule 8: Nuclear pore complex protein

Chain H:





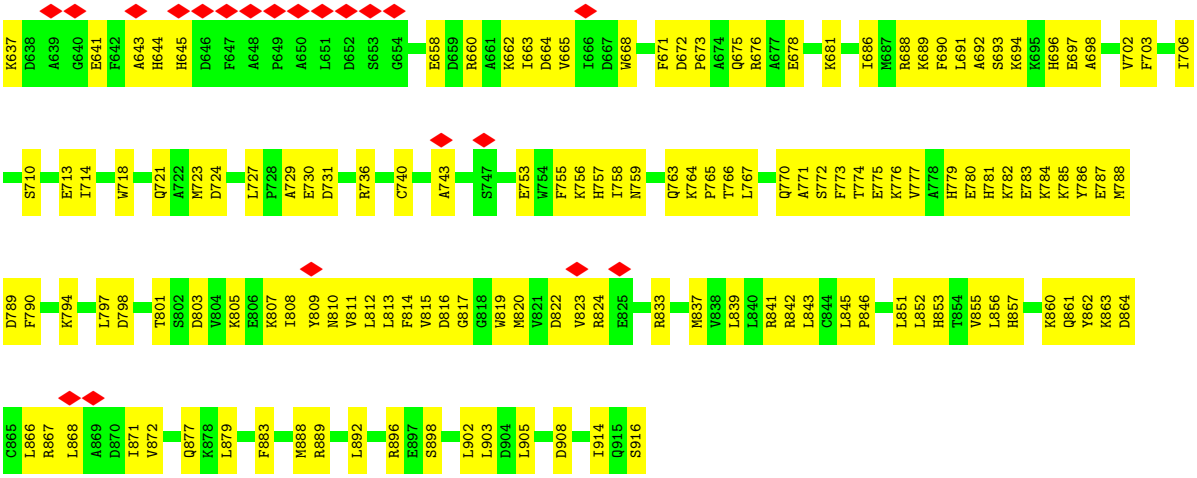

• Molecule 8: Nuclear pore complex protein

Chain Q:





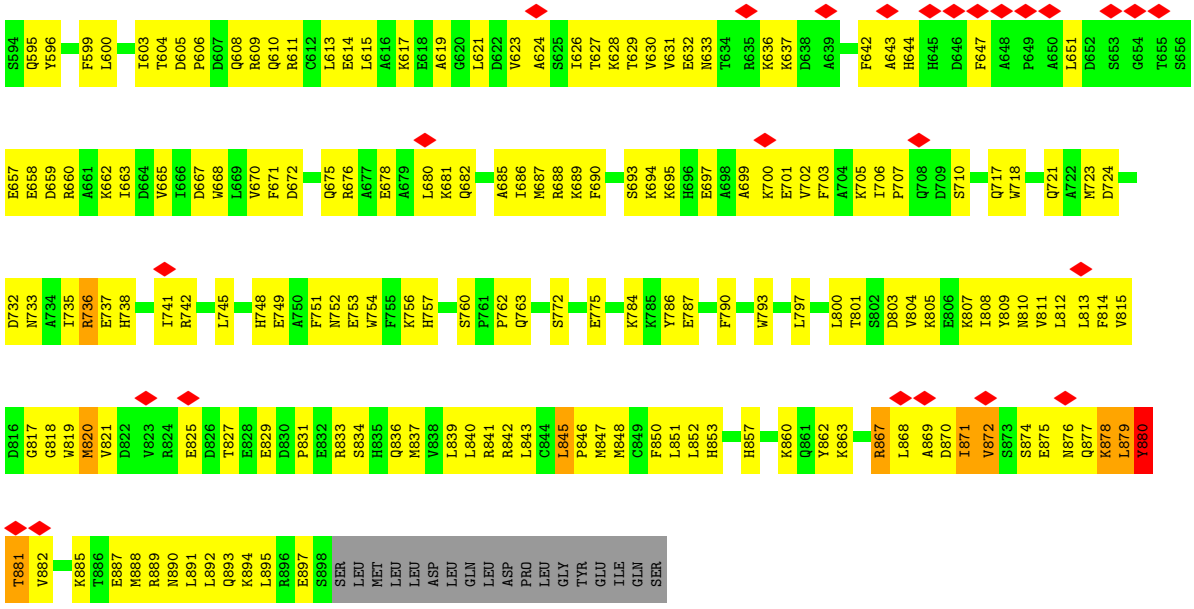

• Molecule 9: outer Nup133

Chain I:



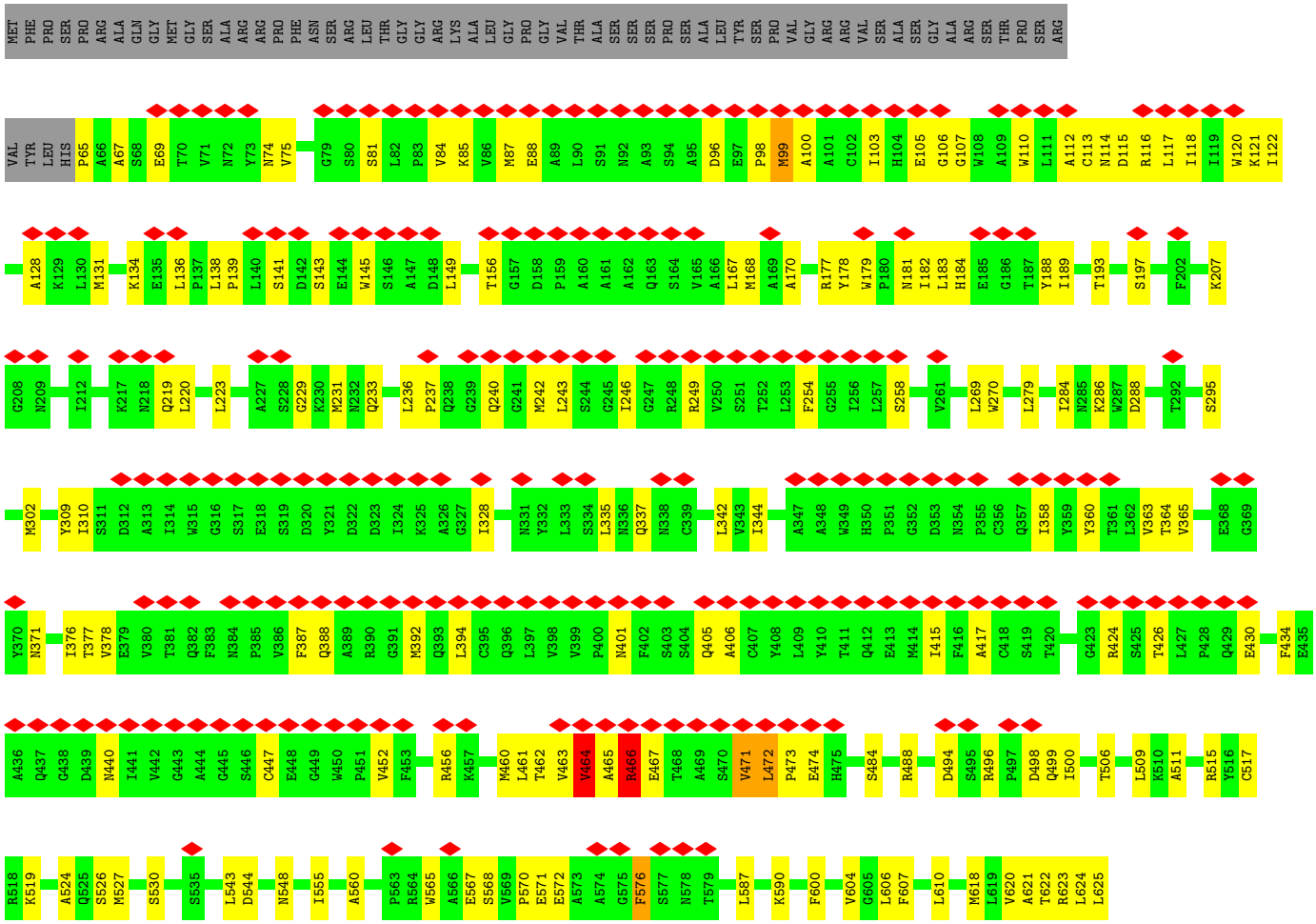

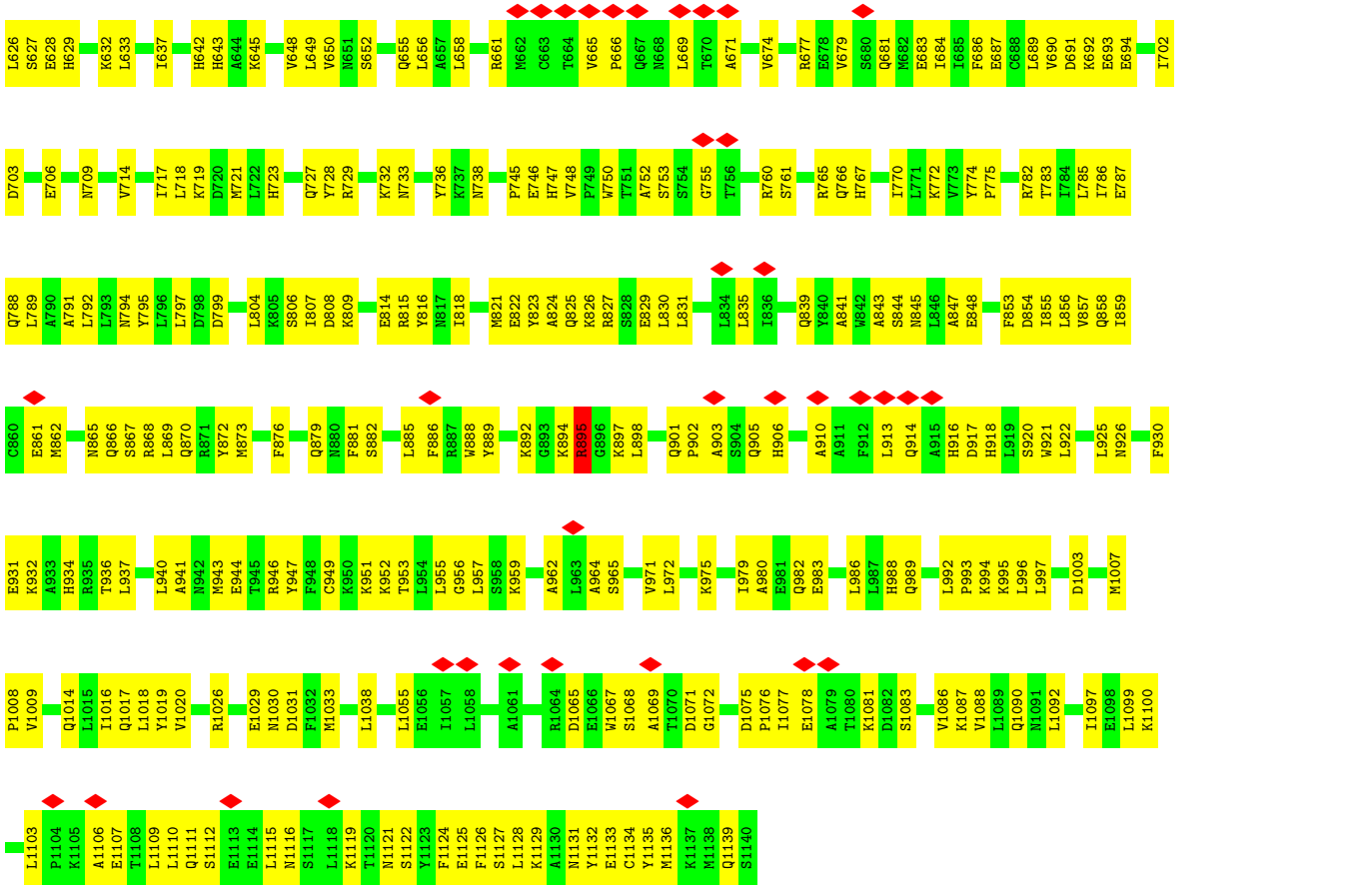

• Molecule 9: outer Nup133

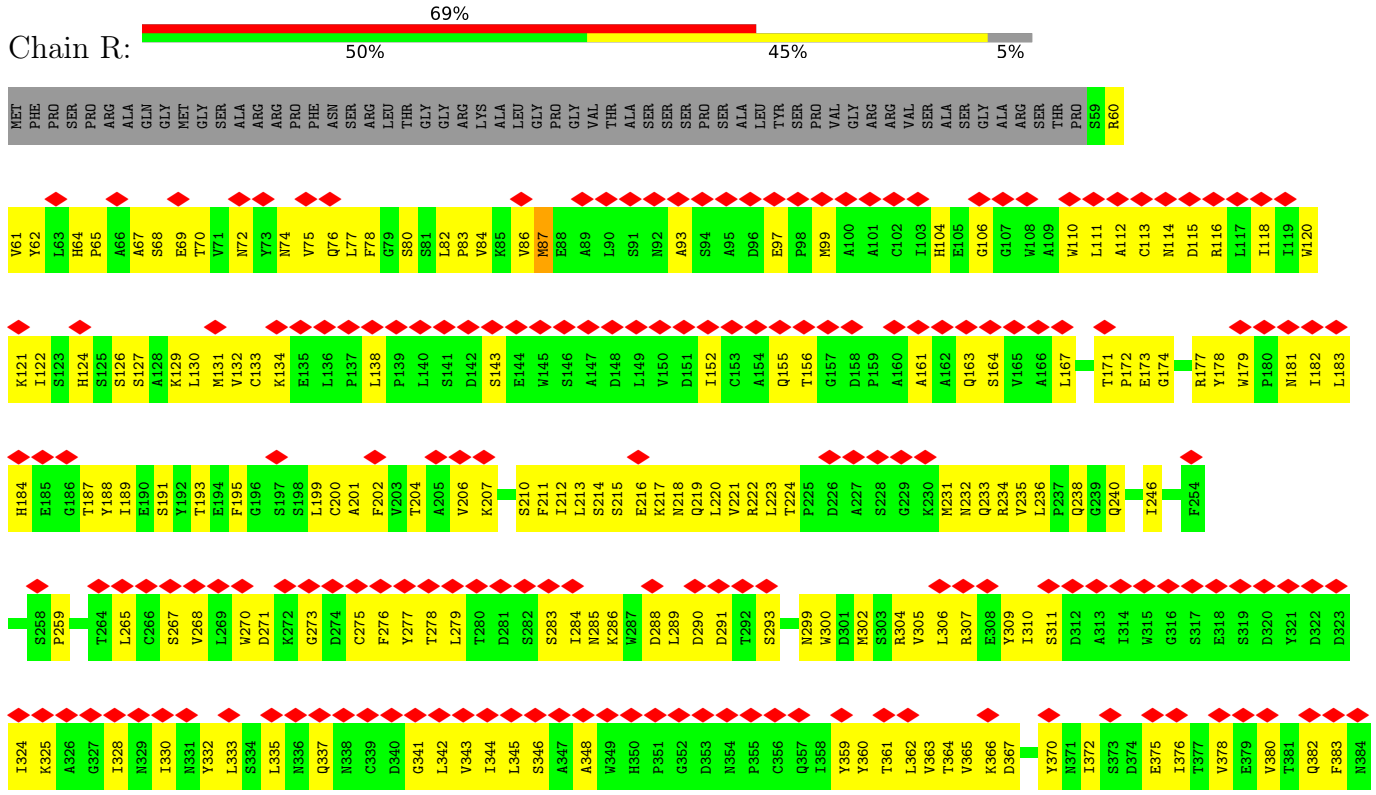



• Molecule 10: MGC83295 protein

Chain S:

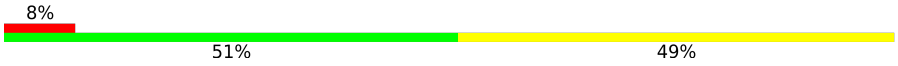





• Molecule 11: Protein ELYS

Chain T:



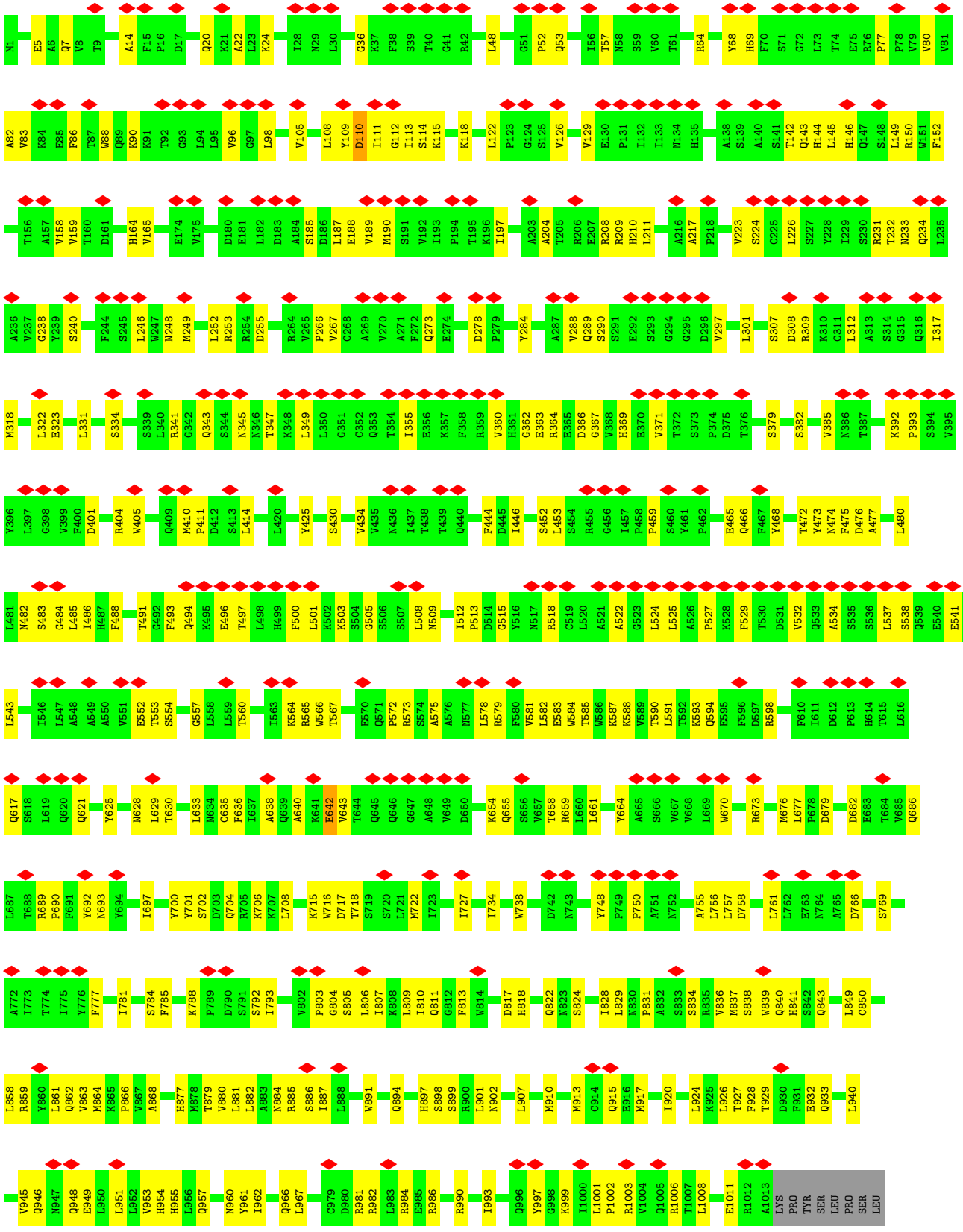


VAL TRP ARG GLU VAL ALA ARG PRO LYS PRO LEU SER THR THR ALA LYS GLN ALA ALA PRO GLY SER ILE ILE THR LYS ALA ASN PHE ILE CYS ASN VAL LEU SER LYS ILE LYS GLU VAL SER THR ALA ASN GLU LYS ARG GLU GLU TYR SER PRO TYR GLN SER MET VAL SER GLU GLU
PRO THR ALA PRO PRO LEU GLN ASP ILE ASP VAL PRO ASP ALA PHE PHE GLY THR PRO ILE ASN LYS SER ARG ARG VAL SER ARG LEU LEU LEU ASP SER VAL VAL HIS PRO VAL LEU MET GLU PRO THR PRO HIS LYS SER PRO LEU
LEU LYS THR SER SER PRO LEU HIS SER SER LEU ARG ARG ILE ALA HIS MET ARG SER PHE ALA LYS ALA SER GLU PHE SER LEU LEU GLU THR PRO LEU VAL VAL ARG LYS ALA LYS ALA LEU ALA ALA ASN THR LEU THR SER SER ASP THR ASP ASN GLN THR PRO HIS LYS SER PRO LEU ARG
SER SER VAL ARG THR THR PRO LEU VAL SER PRO SER VAL ASP ALA SER PRO GLY ARG SER LEU THR PRO VAL LEU ALA PRO LYS GLU THR LYS ILE SER PHE MET GLU LEU GLN GLU GLY ASN LEU LEU ALA ILE SER PRO VAL LEU GLU ARG SER
SER PRO ASP ALA VAL TRP SER VAL LYS GLY LYS VAL ALA SER PHE THR GLN ASN THR PRO VAL LYS LYS LEU ASP GLU ALA SER SER GLY GLN GLU GLU GLU ASP GLY GLN LEU THR GLU LYS PRO ALA GLU VAL GLN ILE ASP ALA GLU SER GLN ASP GLU MET GLU VAL SER LYS GLU VAL ALA SER
GLU TYR HIS ASP ALA PRO THR PRO GLU ASP LEU GLU ILE SER GLY THR THR ASN ASP ASP GLN PRO GLN VAL ASN GLU VAL HIS HIS GLN MET GLU GLU ASP GLY GLN LEU THR GLU LYS PRO ALA GLU LEU THR LEU ALA LEU GLU MET GLN GLU GLU PHE ILE ASP SER GLU GLU ARG
GLU ILE GLU TYR ILE SER ALA PRO LEU ASN GLY PRO ASN ALA LEU GLU ASP ALA SER GLN CYS ILE LEU GLU GLU THR PRO GLU GLY SER SER VAL SER VAL THR GLY GLU GLN GLU CYS VAL SER SER GLU ALA LYS ASP SER GLU SER VAL
ILE SER ILE HIS ASP SER ASP ASP ALA HIS SER ASN LEU SER GLU GLU ASN ASN LEU ARG VAL PRO THR THR VAL THR ARG CYS GLU PHE ASP LEU ILE GLU VAL THR LYS ASP LEU GLU VAL THR PRO LEU GLU GLU GLU LYS THR
ASN TYR LYS ASP ILE TYR PRO ASP ALA THR VAL GLN LEU GLY PHE THR VAL GLU SER ILE GLU GLN ARG TYR THR CYS GLU LEU ALA ASP ARG ARG GLU THR PRO SER GLU THR ASP GLU ILE GLU GLY GLU HIS PHE GLU THR GLU ASN ASN PHE SER LEU VAL LEU GLU GLY ASP VAL
THR GLU GLU GLU ILE LEU GLU PRO SER SER LYS THR ASP LEU GLU LEU THR ARG PRO PRO ILE ALA HIS GLN LYS LEU ILE SER GLU SER ARG GLU ILE ASN GLU GLY ASN ARG GLU VAL HIS SER GLU VAL LYS ILE PRO ALA ASN MET SER PRO LEU VAL ASP SER ASP HIS GLU SER LYS THR
LEU GLU THR LEU PRO SER GLU ALA ASP LEU GLU LYS ALA VAL PRO PRO GLU VAL HIS SER GLU VAL LEU GLU GLU SER LYS LEU ILE PRO ALA SER MET MET SER LEU ASP SER SER GLU VAL ILE ILE SER GLN LEU GLN TYR
ASP ASN VAL ILE SER ILE GLU LYS LEU GLU MET MET THR GLN GLU LYS MET TYR GLY GLU LYS THR GLU LYS ASN VAL ASP THR LEU LYS ILE ASN GLU GLY GLN VAL SER PRO ASN ARG ASP GLN SER THR LEU VAL LYS PRO LEU THR PRO ARG ARG SER ILE ARG LYS SER SER LYS PRO ALA ASP SER SER THR ASP
ILE ILE GLY ASN ILE THR LEU PRO THR THR PRO LYS ARG GLY LEU LYS LYS PRO GLU GLU LEU THR LEU GLY THR ARG ARG ILE THR ARG LYS ALA THR LEU GLU GLN ASP PRO ASP SER ASP ASP ASP GLN
ILE LYS GLU PRO SER GLY GLU ASP GLN VAL GLN PRO SER THR PRO THR PRO THR ARG GLY ARG ARG ARG GLY ARG LEU ASP ASP LEU GLN VAL GLN PRO SER THR PRO THR ARG GLY ARG ARG ARG GLY LYS VAL ILE THR ASP ASP
LEU ARG GLU PRO PRO SER THR PRO THR ARG GLY ARG ARG GLY ARG VAL ILE THR SER ASP ASP ILE LYS GLU PRO PRO SER VAL GLU ASP LEU GLN VAL GLN PRO SER THR PRO THR ARG GLY ARG ARG GLY LYS VAL ILE THR ASP ASP
ILE LYS GLU PRO PRO SER THR PRO THR ARG GLY ARG ARG GLY LYS VAL ILE THR SER ASP ASP ILE LYS GLU PRO PRO LEU SER GLY GLU ASP LEU GLN VAL GLN PRO SER THR PRO THR ARG GLY ARG ARG GLY LYS VAL ILE THR ASP ASP
ILE LYS GLU PRO PRO SER THR PRO THR ARG GLY ARG ARG GLY LYS VAL ILE THR SER ASP GLY ILE LYS GLU PRO PRO LEU SER GLY GLU ASP LEU GLN VAL GLN PRO SER THR PRO THR ARG GLY ARG ARG GLY LYS VAL ILE LEU ASP
GLY ILE SER GLN ILE GLU THR GLY GLU THR GLU HIS GLU VAL VAL THR PRO ARG ARG ARG GLY LYS ARG VAL VAL ASN GLU LEU VAL LYS HIS PHE GLU ARG ASN SER SER GLN PRO
ASN ILE LYS ALA ASP THR SER PRO PRO VAL THR ARG ASN ILE ASN ALA THR GLU GLU GLN ALA SER LYS ILE GLN GLU ASP LEU SER ASP PRO THR PRO ARG LYS ARG TYR LYS LYS LYS SER SER ASN LYS MET GLY PHE
GLU GLU THR THR ASP THR VAL THR GLU GLY LYS ASN PRO ASN THR SER ILE VAL ARG SER ALA ARG LYS THR ALA LEU PRO PRO VAL THR GLU ASP HIS SER GLN PRO LEU LEU PRO PRO GLU SER HIS
GLU GLU THR GLU GLY ALA ILE ILE SER HIS LEU GLY LYS ASN PRO ASN THR SER ILE VAL ARG SER ALA ARG LYS THR ALA LEU PRO PRO VAL THR GLU ASP HIS SER GLU SER LEU LEU PRO PRO GLU SER HIS
GLU GLU THR THR ASP VAL THR GLU GLY LYS ASN PRO ASN THR SER ILE VAL ARG SER ALA ARG LYS THR ALA LEU PRO PRO VAL THR GLU ASP HIS SER GLN PRO LEU LEU PRO PRO GLU SER HIS
GLU GLU THR THR ASP VAL THR GLU GLY LYS ASN PRO ASN THR SER ILE VAL ARG SER ALA ARG LYS THR ALA LEU PRO PRO VAL THR GLU ASP HIS SER GLN PRO LEU LEU PRO PRO GLU SER HIS



• Molecule 12: Nuclear pore complex protein Nup93

Chain U:



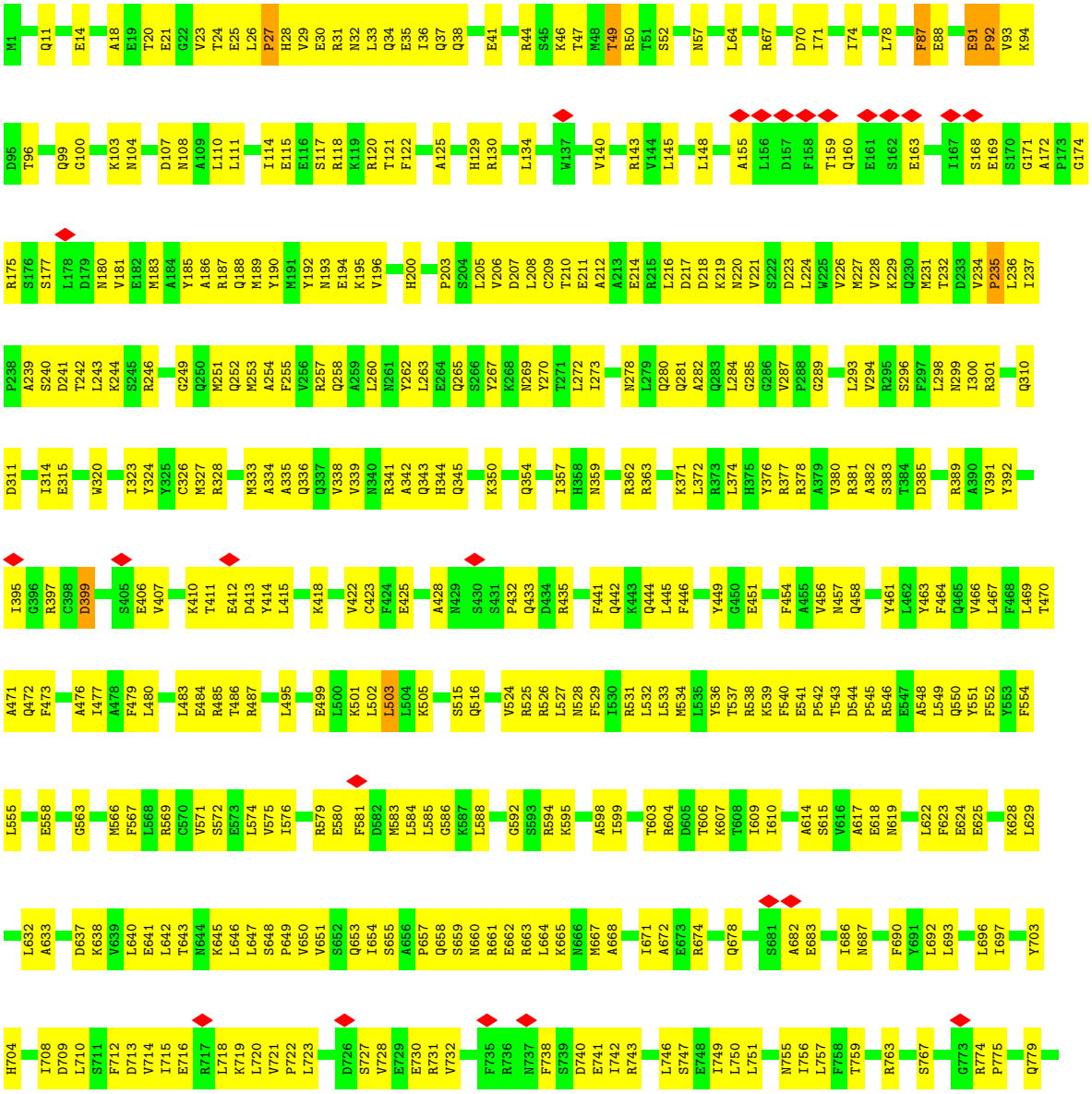

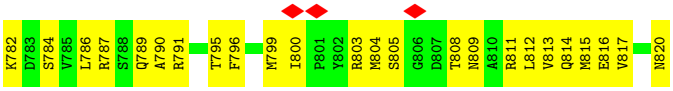
K782
D783
S784
V785
L786
R787
S788
Q789
A790
R791
T795
F796
M799
I800
P801
Y802
R803
M804
S805
G806
D807
T808
N809
A810
R811
L812
V813
Q814
M815
E816
V817
N820

4 Experimental information (i)

Property	Value	Source
EM reconstruction method	SINGLE PARTICLE	Depositor
Imposed symmetry	POINT, Not provided	
Number of particles used	417490	Depositor
Resolution determination method	FSC 0.143 CUT-OFF	Depositor
CTF correction method	PHASE FLIPPING AND AMPLITUDE CORRECTION	Depositor
Microscope	FEI TITAN KRIOS	Depositor
Voltage (kV)	300	Depositor
Electron dose ($e^-/Å^2$)	60	Depositor
Minimum defocus (nm)	1000	Depositor
Maximum defocus (nm)	6000	Depositor
Magnification	Not provided	
Image detector	GATAN K2 QUANTUM (4k x 4k)	Depositor
Maximum map value	3.301	Depositor
Minimum map value	-2.133	Depositor
Average map value	0.008	Depositor
Map value standard deviation	0.092	Depositor
Recommended contour level	0.4	Depositor
Map size (Å)	716.8, 716.8, 716.8	wwPDB
Map dimensions	320, 320, 320	wwPDB
Map angles (°)	90.0, 90.0, 90.0	wwPDB
Pixel spacing (Å)	2.24, 2.24, 2.24	Depositor

5 Model quality

5.1 Standard geometry

The Z score for a bond length (or angle) is the number of standard deviations the observed value is removed from the expected value. A bond length (or angle) with $|Z| > 5$ is considered an outlier worth inspection. RMSZ is the root-mean-square of all Z scores of the bond lengths (or angles).

Mol	Chain	Bond lengths		Bond angles	
		RMSZ	#$\|Z\|$ >5	RMSZ	#$\|Z\|$ >5
1	A	0.33	1/5377 (0.0%)	0.63	1/7265 (0.0%)
1	J	0.24	0/5377	0.55	0/7265
2	B	0.31	0/2996	0.68	4/4074 (0.1%)
2	K	0.22	0/2996	0.56	0/4074
3	C	0.30	0/2674	0.63	1/3628 (0.0%)
3	L	0.25	0/2612	0.56	0/3545
4	D	0.22	0/11349	0.50	1/15414 (0.0%)
4	M	0.26	1/11349 (0.0%)	0.53	5/15414 (0.0%)
5	E	0.20	0/2643	0.51	1/3587 (0.0%)
5	N	0.20	0/2643	0.49	0/3587
6	F	0.34	0/5699	0.64	1/7730 (0.0%)
6	O	0.29	0/5299	0.63	1/7189 (0.0%)
7	G	0.35	0/2367	0.72	2/3231 (0.1%)
7	P	0.32	0/2367	0.66	2/3231 (0.1%)
8	H	0.26	0/6628	0.54	1/8968 (0.0%)
8	Q	0.31	0/6483	0.59	2/8772 (0.0%)
9	I	0.80	6/8647 (0.1%)	0.52	4/11720 (0.0%)
9	R	0.25	1/8703 (0.0%)	0.53	6/11797 (0.1%)
10	S	0.23	0/16272	0.51	6/22021 (0.0%)
11	T	0.37	1/8213 (0.0%)	0.49	5/11150 (0.0%)
12	U	0.24	0/6685	0.56	4/9025 (0.0%)
All	All	0.33	10/127379 (0.0%)	0.56	47/172687 (0.0%)

Chiral center outliers are detected by calculating the chiral volume of a chiral center and verifying if the center is modelled as a planar moiety or with the opposite hand.A planarity outlier is detected by checking planarity of atoms in a peptide group, atoms in a mainchain group or atoms of a sidechain that are expected to be planar.

Mol	Chain	#Chirality outliers	#Planarity outliers
2	B	0	1
6	F	0	4
7	G	0	2
8	H	0	1

Continued on next page...

Continued from previous page...

Mol	Chain	#Chirality outliers	#Planarity outliers
8	Q	0	1
9	I	0	2
11	T	0	1
12	U	0	1
All	All	0	13

All (10) bond length outliers are listed below:

Mol	Chain	Res	Type	Atoms	Z	Observed(Å)	Ideal(Å)
9	I	576	PHE	CD2-CE2	34.59	2.42	1.38
9	I	576	PHE	CD1-CE1	34.33	2.41	1.38
9	I	576	PHE	CE1-CZ	30.22	2.29	1.38
9	I	576	PHE	CE2-CZ	29.30	2.26	1.38
11	T	642	GLU	CA-C	28.94	1.86	1.52
9	I	576	PHE	CG-CD1	21.53	1.84	1.38
9	I	576	PHE	CG-CD2	21.18	1.83	1.38
4	M	786	PRO	CG-CD	-11.81	1.10	1.50
9	R	902	PRO	CG-CD	-11.69	1.10	1.50
1	A	550	GLN	CA-CB	-8.53	1.41	1.52

All (47) bond angle outliers are listed below:

Mol	Chain	Res	Type	Atoms	Z	Observed(^{o})	Ideal(^{o})
9	R	902	PRO	N-CD-CG	-15.00	80.70	103.20
4	M	786	PRO	N-CD-CG	-13.51	82.93	103.20
11	T	642	GLU	O-C-N	-12.80	106.22	123.12
11	T	642	GLU	CB-CA-C	11.13	127.43	110.62
11	T	642	GLU	N-CA-CB	-11.12	93.93	110.84
9	R	902	PRO	CA-N-CD	-9.63	98.52	112.00
4	M	786	PRO	CA-N-CD	-9.46	98.76	112.00
9	R	902	PRO	CA-CB-CG	-8.74	87.89	104.50
11	T	642	GLU	N-CA-C	8.36	122.90	108.02
4	M	786	PRO	CA-CB-CG	-7.74	89.80	104.50
9	R	87	MET	CB-CG-SD	-7.41	90.47	112.70
12	U	235	PRO	CA-N-CD	-7.41	101.63	112.00
3	C	24	GLY	N-CA-C	7.33	118.92	111.95
11	T	642	GLU	CA-C-O	7.24	128.15	120.33
2	B	19	TRP	CA-C-N	-7.22	109.48	121.17
2	B	19	TRP	C-N-CA	-7.22	109.48	121.17
8	H	380	ILE	N-CA-C	-6.24	106.36	111.91
10	S	1802	ILE	CA-C-N	-6.18	111.28	120.68
10	S	1802	ILE	C-N-CA	-6.18	111.28	120.68

Continued on next page...

Continued from previous page...

Mol	Chain	Res	Type	Atoms	Z	Observed(^{o})	Ideal(^{o})
8	Q	380	ILE	N-CA-C	-6.16	106.43	111.91
4	D	654	ILE	N-CA-C	-6.04	107.97	113.71
10	S	1798	SER	N-CA-C	-6.03	105.83	113.43
10	S	967	ALA	CB-CA-C	-5.89	109.80	116.63
9	I	99	MET	CB-CG-SD	-5.83	95.20	112.70
7	P	269	TRP	CA-C-N	-5.81	110.51	122.82
7	P	269	TRP	C-N-CA	-5.81	110.51	122.82
2	B	336	GLU	N-CA-C	5.79	117.69	110.91
4	M	949	VAL	N-CA-C	-5.77	105.17	113.07
9	R	573	ALA	N-CA-C	-5.75	105.89	114.64
9	I	576	PHE	CD1-CG-CD2	5.75	127.23	118.60
10	S	886	ARG	N-CA-C	-5.74	107.52	114.75
9	I	895	ARG	CB-CG-CD	-5.63	98.34	111.30
6	F	248	GLY	N-CA-C	-5.57	99.99	113.18
1	A	596	TYR	CA-CB-CG	-5.50	104.01	113.90
8	Q	736	ARG	CB-CG-CD	5.49	123.92	111.30
5	E	136	GLU	N-CA-C	-5.45	107.28	114.31
9	I	182	ILE	N-CA-C	-5.45	107.49	113.43
6	O	845	TYR	N-CA-C	-5.39	106.20	112.89
2	B	23	SER	CB-CA-C	-5.37	109.41	115.79
10	S	767	TYR	CA-CB-CG	-5.29	104.37	113.90
7	G	136	GLY	N-CA-C	-5.21	108.49	114.69
9	R	811	ALA	N-CA-C	-5.21	107.94	114.56
12	U	27	PRO	N-CA-C	5.19	123.17	112.47
7	G	35	ARG	N-CA-CB	-5.11	108.34	114.17
12	U	92	PRO	CA-C-N	5.09	130.87	121.70
12	U	92	PRO	C-N-CA	5.09	130.87	121.70
4	M	97	ALA	N-CA-C	-5.03	108.89	114.62

There are no chirality outliers.

All (13) planarity outliers are listed below:

Mol	Chain	Res	Type	Group
2	B	244	VAL	Peptide
6	F	248	GLY	Peptide
6	F	250	SER	Peptide
6	F	409	ARG	Sidechain
6	F	598	ARG	Sidechain
7	G	158	TRP	Peptide
7	G	264	VAL	Peptide
8	H	355	ARG	Sidechain
9	I	466	ARG	Sidechain

Continued on next page...

Continued from previous page...

Mol	Chain	Res	Type	Group
9	I	895	ARG	Sidechain
8	Q	355	ARG	Sidechain
11	T	110	ASP	Peptide
12	U	49	THR	Peptide

5.2 Too-close contacts (i)

In the following table, the Non-H and H(model) columns list the number of non-hydrogen atoms and hydrogen atoms in the chain respectively. The H(added) column lists the number of hydrogen atoms added and optimized by MolProbity. The Clashes column lists the number of clashes within the asymmetric unit, whereas Symm-Clashes lists symmetry-related clashes.

Mol	Chain	Non-H	H(model)	H(added)	Clashes	Symm-Clashes
1	A	5268	0	5226	450	0
1	J	5268	0	5226	412	0
2	B	2927	0	2800	276	0
2	K	2927	0	2800	221	0
3	C	2607	0	2513	298	0
3	L	2546	0	2444	213	0
4	D	11118	0	11035	533	0
4	M	11118	0	11035	676	0
5	E	2573	0	2503	144	0
5	N	2573	0	2503	140	0
6	F	5560	0	5469	577	0
6	O	5168	0	5080	454	0
7	G	2300	0	2180	242	0
7	P	2300	0	2180	268	0
8	H	6494	0	6413	434	0
8	Q	6351	0	6268	562	0
9	I	8482	0	8354	399	0
9	R	8536	0	8407	460	0
10	S	15974	0	16156	922	0
11	T	8041	0	7961	312	0
12	U	6569	0	6537	427	0
All	All	124700	0	123090	7873	0

The all-atom clashscore is defined as the number of clashes found per 1000 atoms (including hydrogen atoms). The all-atom clashscore for this structure is 32.

All (7873) close contacts within the same asymmetric unit are listed below, sorted by their clash magnitude.

Atom-1	Atom-2	Interatomic distance (Å)	Clash overlap (Å)
9:I:576:PHE:CD1	9:I:576:PHE:CG	1.84	1.65
9:I:576:PHE:CG	9:I:576:PHE:CD2	1.83	1.64
6:F:612:GLN:HA	12:U:183:MET:CG	1.11	1.58
8:Q:869:ALA:CB	8:Q:895:LEU:CD2	1.84	1.54
6:F:612:GLN:CA	12:U:183:MET:HG2	1.41	1.50
6:F:576:PRO:CD	6:F:624:ALA:HA	1.38	1.49
11:T:642:GLU:CA	11:T:642:GLU:C	1.86	1.45
6:F:607:LEU:HD13	6:F:615:LEU:CD2	1.44	1.43
8:Q:852:LEU:CD2	8:Q:868:LEU:HD11	1.46	1.43
8:H:232:PHE:CA	8:H:251:ARG:HB2	1.47	1.41
6:F:376:TRP:O	6:F:633:LEU:CD1	1.69	1.38
8:Q:869:ALA:CB	8:Q:895:LEU:HD21	0.88	1.35
6:F:328:GLU:OE2	6:F:355:TYR:CE2	1.81	1.34
9:I:576:PHE:CE2	11:T:642:GLU:HA	1.62	1.33
6:F:383:CYS:CB	6:F:637:MET:SD	2.14	1.32
6:F:382:LEU:HD13	6:F:601:CYS:SG	1.71	1.29
6:F:353:HIS:CE1	6:F:389:GLN:O	1.86	1.29
6:F:600:VAL:CG2	6:F:623:SER:OG	1.80	1.29
6:F:614:ASP:OD2	6:F:616:CYS:SG	1.90	1.27
8:Q:869:ALA:HB3	8:Q:895:LEU:CD2	1.52	1.26
6:F:382:LEU:CD1	6:F:601:CYS:SG	2.22	1.26
6:F:576:PRO:HD2	6:F:624:ALA:CA	1.65	1.25
6:F:612:GLN:HB3	12:U:183:MET:O	1.31	1.25
8:Q:863:LYS:O	8:Q:867:ARG:HD3	1.26	1.25
9:I:576:PHE:CD2	11:T:642:GLU:HA	1.74	1.23
9:I:576:PHE:CE2	9:I:576:PHE:CZ	2.26	1.22
9:I:576:PHE:CE1	11:T:642:GLU:O	1.92	1.21
9:I:576:PHE:CZ	9:I:576:PHE:CE1	2.29	1.21
8:H:436:TRP:HD1	8:H:495:VAL:CG1	1.53	1.20
9:I:576:PHE:CE2	11:T:643:VAL:N	2.09	1.20
8:H:232:PHE:H	8:H:251:ARG:CA	1.51	1.20
6:F:328:GLU:CG	6:F:355:TYR:OH	1.92	1.17
9:I:576:PHE:CZ	11:T:642:GLU:C	2.24	1.16
6:F:612:GLN:HA	12:U:183:MET:HG3	1.20	1.15
6:F:613:TYR:O	12:U:183:MET:HE3	1.42	1.15
6:F:353:HIS:NE2	6:F:389:GLN:O	1.79	1.15
9:I:576:PHE:CE1	11:T:642:GLU:C	2.26	1.14
8:Q:869:ALA:HB2	8:Q:895:LEU:HD21	1.26	1.13
6:F:376:TRP:O	6:F:633:LEU:HD13	1.31	1.13
6:F:576:PRO:CD	6:F:624:ALA:CA	2.23	1.12
6:F:328:GLU:OE2	6:F:355:TYR:CZ	2.02	1.12
6:F:380:TRP:CD1	6:F:633:LEU:HD12	1.82	1.12

Continued on next page...

Continued from previous page...

Atom-1	Atom-2	Interatomic distance (Å)	Clash overlap (Å)
6:F:383:CYS:SG	6:F:637:MET:HE2	1.76	1.12
9:I:576:PHE:CD1	11:T:642:GLU:C	2.26	1.12
9:I:576:PHE:CD2	11:T:642:GLU:C	2.29	1.11
9:I:576:PHE:CE2	11:T:642:GLU:CA	2.33	1.11
6:F:612:GLN:CA	12:U:183:MET:CG	2.07	1.11
6:F:383:CYS:SG	6:F:637:MET:SD	1.20	1.10
9:I:576:PHE:CD2	11:T:643:VAL:N	2.19	1.10
9:I:576:PHE:CE2	11:T:642:GLU:C	2.30	1.09
6:F:600:VAL:HG23	6:F:623:SER:OG	1.49	1.09
6:F:607:LEU:HD13	6:F:615:LEU:HD21	1.09	1.09
8:H:436:TRP:CD1	8:H:495:VAL:CG1	2.34	1.09
9:I:576:PHE:CD1	9:I:576:PHE:CE1	2.41	1.09
8:Q:817:GLY:O	8:Q:879:LEU:HG	1.53	1.09
8:H:232:PHE:HA	8:H:251:ARG:CB	1.83	1.08
9:I:576:PHE:CD2	9:I:576:PHE:CE2	2.42	1.08
9:I:576:PHE:CD1	11:T:642:GLU:O	2.06	1.08
6:F:600:VAL:HG21	6:F:623:SER:OG	1.54	1.07
8:H:232:PHE:H	8:H:251:ARG:HA	1.08	1.07
9:I:576:PHE:CG	11:T:642:GLU:C	2.32	1.07
6:F:386:LEU:O	6:F:608:TYR:CE1	2.07	1.07
8:Q:852:LEU:CD2	8:Q:868:LEU:CD1	2.32	1.07
8:Q:863:LYS:O	8:Q:867:ARG:CD	2.03	1.07
6:F:576:PRO:HD3	6:F:624:ALA:HA	1.31	1.06
6:F:383:CYS:SG	6:F:637:MET:HE3	1.94	1.06
6:F:607:LEU:CD1	6:F:615:LEU:HD21	1.86	1.06
10:S:443:ILE:HB	10:S:513:MET:HE1	1.37	1.06
8:H:436:TRP:CD1	8:H:495:VAL:HG13	1.92	1.05
3:C:240:VAL:HG12	3:C:246:ARG:HH21	1.21	1.04
9:R:84:VAL:HA	9:R:87:MET:HE1	1.39	1.04
6:F:380:TRP:N	6:F:633:LEU:HD11	1.69	1.04
6:F:383:CYS:SG	6:F:637:MET:CE	1.13	1.03
6:F:607:LEU:CD1	6:F:615:LEU:CD2	2.36	1.03
1:A:26:SER:O	1:A:33:LEU:HB2	1.58	1.03
8:H:232:PHE:H	8:H:251:ARG:CB	1.71	1.03
6:F:328:GLU:OE2	6:F:355:TYR:OH	1.77	1.02
6:F:613:TYR:O	12:U:183:MET:CE	2.08	1.02
8:Q:869:ALA:HB1	8:Q:895:LEU:HD21	1.03	1.02
8:Q:134:GLN:HE21	12:U:163:GLU:HB2	1.23	1.01
9:I:576:PHE:CD2	11:T:642:GLU:CA	2.42	1.01
12:U:171:GLY:H	12:U:542:PRO:HD2	1.22	1.01
8:H:209:VAL:HB	8:H:264:TRP:HZ2	1.24	1.00

Continued on next page...

Continued from previous page...

Atom-1	Atom-2	Interatomic distance (Å)	Clash overlap (Å)
9:I:576:PHE:CZ	11:T:642:GLU:N	2.30	1.00
8:H:436:TRP:CZ3	8:H:504:HIS:CD2	2.51	0.99
10:S:440:LEU:HA	10:S:513:MET:HE3	1.43	0.99
6:F:575:PRO:HG3	6:F:597:GLN:CD	1.87	0.99
9:I:576:PHE:CG	11:T:642:GLU:HB3	1.96	0.99
2:B:114:GLN:HE21	2:B:158:ARG:HA	1.28	0.98
8:Q:852:LEU:HD23	8:Q:868:LEU:CD1	1.92	0.98
9:I:576:PHE:CZ	11:T:642:GLU:CA	2.46	0.98
6:O:602:VAL:HG12	6:O:606:LYS:HZ2	1.26	0.98
6:O:592:LYS:HA	6:O:596:LEU:HD12	1.46	0.97
8:Q:359:ARG:HH22	12:U:32:ASN:H	1.03	0.97
6:F:380:TRP:CG	6:F:633:LEU:HD12	1.99	0.97
6:F:380:TRP:CZ2	6:F:633:LEU:HA	1.99	0.97
8:H:436:TRP:CZ3	8:H:504:HIS:HD2	1.82	0.97
6:F:382:LEU:HD12	6:F:601:CYS:SG	2.02	0.97
6:F:328:GLU:HG2	6:F:355:TYR:OH	1.61	0.96
8:H:232:PHE:N	8:H:251:ARG:HB2	1.78	0.96
6:F:592:LYS:HA	6:F:596:LEU:HD12	1.46	0.96
5:E:145:ASP:HA	5:E:167:PRO:HB3	1.48	0.96
6:F:333:THR:HG23	6:F:346:ASN:HB2	1.46	0.96
8:Q:355:ARG:NH2	8:Q:359:ARG:HE	1.64	0.95
8:H:232:PHE:CA	8:H:251:ARG:CB	2.41	0.95
8:H:355:ARG:NH2	8:H:359:ARG:HE	1.65	0.95
6:F:380:TRP:H	6:F:633:LEU:HD11	1.28	0.95
6:F:328:GLU:CD	6:F:355:TYR:OH	2.09	0.95
6:F:573:PRO:HB2	6:F:599:ASP:HB2	1.49	0.94
12:U:814:GLN:NE2	12:U:815:MET:SD	2.40	0.94
6:F:328:GLU:OE2	6:F:355:TYR:HE2	1.30	0.94
8:H:232:PHE:N	8:H:251:ARG:CB	2.29	0.94
2:K:23:SER:HB2	2:K:354:LEU:HG	1.48	0.94
8:Q:852:LEU:HD23	8:Q:868:LEU:HD11	0.95	0.94
8:Q:874:SER:N	8:Q:879:LEU:O	2.00	0.94
6:F:387:TRP:HB3	6:F:644:LEU:CD1	1.98	0.94
6:F:576:PRO:HD2	6:F:624:ALA:HA	0.93	0.93
8:H:232:PHE:N	8:H:251:ARG:HA	1.84	0.93
9:I:576:PHE:CE1	11:T:642:GLU:CA	2.52	0.93
8:H:232:PHE:N	8:H:251:ARG:CA	2.33	0.92
1:J:74:GLU:HG2	2:K:245:ARG:HH22	1.32	0.92
8:Q:869:ALA:HB3	8:Q:895:LEU:HD21	0.93	0.92
8:H:436:TRP:HD1	8:H:495:VAL:HG11	1.34	0.92
7:P:20:GLN:HB3	7:P:65:TRP:HE1	1.35	0.91

Continued on next page...

Continued from previous page...

Atom-1	Atom-2	Interatomic distance (Å)	Clash overlap (Å)
11:T:642:GLU:C	11:T:642:GLU:HA	1.92	0.91
6:F:612:GLN:C	12:U:183:MET:HG2	1.95	0.91
10:S:1413:PHE:H	10:S:1417:ARG:HH21	1.16	0.91
6:F:575:PRO:HG3	6:F:597:GLN:OE1	1.70	0.91
8:Q:810:ASN:O	8:Q:814:PHE:HB2	1.69	0.91
12:U:763:ARG:HG3	12:U:774:ARG:HH22	1.35	0.91
2:B:346:LEU:H	2:B:364:ALA:HB2	1.34	0.91
8:H:436:TRP:CE3	8:H:504:HIS:HD2	1.88	0.90
3:L:287:ASN:HB2	3:L:292:VAL:HG12	1.53	0.90
4:M:539:LEU:HD21	9:R:131:MET:H	1.35	0.90
6:O:602:VAL:HA	6:O:605:LEU:HD12	1.53	0.90
9:R:745:PRO:HB3	9:R:807:ILE:HA	1.51	0.90
3:C:243:LYS:HA	3:C:280:GLN:HA	1.53	0.90
1:J:490:ARG:NH1	2:K:25:SER:OG	2.04	0.89
9:I:643:HIS:HA	9:I:650:VAL:HG21	1.54	0.89
1:A:75:SER:HB2	1:A:374:HIS:HE1	1.38	0.89
8:H:232:PHE:HA	8:H:251:ARG:HB2	0.91	0.89
6:F:802:TYR:HA	6:F:805:TYR:HD2	1.33	0.89
7:G:18:ASP:HB3	7:G:20:GLN:HE22	1.37	0.89
3:C:252:PRO:HB2	3:C:255:LYS:HD2	1.53	0.89
6:F:379:THR:OG1	6:F:633:LEU:CD2	2.21	0.89
1:J:99:VAL:HB	1:J:103:ARG:HH12	1.37	0.89
4:D:892:GLN:NE2	4:D:916:CYS:SG	2.46	0.88
6:F:434:PRO:O	6:F:437:HIS:ND1	2.07	0.88
10:S:1457:VAL:HA	10:S:1460:LYS:HG2	1.54	0.88
10:S:322:SER:HB2	10:S:325:MET:HG2	1.54	0.88
6:F:576:PRO:HG2	6:F:624:ALA:O	1.73	0.88
3:L:306:LYS:HG2	3:L:316:ILE:HD13	1.55	0.88
6:F:383:CYS:SG	6:F:637:MET:HE1	1.21	0.87
3:L:293:LEU:HB3	3:L:305:TRP:HB2	1.56	0.87
9:R:883:ASP:HB3	9:R:887:ARG:HH12	1.37	0.87
6:F:602:VAL:HA	6:F:605:LEU:HD12	1.57	0.87
2:B:225:ASN:HB3	2:B:271:PRO:HB2	1.55	0.87
4:D:1074:LEU:HD11	4:D:1106:ARG:HH21	1.40	0.87
4:M:813:THR:OG1	4:M:817:GLN:NE2	2.07	0.87
8:Q:143:THR:HA	8:Q:146:MET:HE2	1.53	0.87
8:Q:841:ARG:O	8:Q:845:LEU:HD23	1.72	0.87
10:S:314:LEU:HD21	10:S:330:ARG:HG2	1.57	0.87
8:H:434:GLU:O	8:H:494:ARG:HB3	1.75	0.87
6:O:434:PRO:O	6:O:437:HIS:ND1	2.07	0.87
6:F:553:LEU:CD1	6:F:605:LEU:HB3	2.05	0.87

Continued on next page...

Continued from previous page...

Atom-1	Atom-2	Interatomic distance (Å)	Clash overlap (Å)
8:Q:359:ARG:NH2	12:U:32:ASN:H	1.72	0.87
7:P:179:ILE:HG22	7:P:195:ARG:HH12	1.40	0.86
4:M:1337:LEU:HA	4:M:1340:TYR:HD2	1.41	0.86
2:B:226:GLN:HE21	2:B:229:VAL:HB	1.39	0.86
8:Q:874:SER:HB2	8:Q:879:LEU:HB3	1.57	0.86
1:J:58:ARG:HE	1:J:60:ASP:HB2	1.40	0.86
1:J:299:MET:HE1	1:J:305:PHE:HB2	1.57	0.86
9:R:767:HIS:HD2	9:R:789:LEU:HD21	1.38	0.86
6:F:530:ASP:HB2	6:F:533:ARG:HG3	1.58	0.86
7:G:195:ARG:HH12	7:G:202:LYS:HE2	1.38	0.86
9:I:576:PHE:CD1	11:T:642:GLU:CB	2.59	0.86
9:I:576:PHE:CD1	11:T:642:GLU:HB3	2.11	0.86
6:O:530:ASP:HB2	6:O:533:ARG:HG3	1.58	0.86
9:R:143:SER:H	9:R:172:PRO:HG2	1.40	0.86
9:I:831:LEU:HB3	5:N:1:MET:HB2	1.57	0.85
2:K:16:ARG:HE	2:K:36:GLY:HA3	1.42	0.85
4:D:888:TYR:O	4:D:892:GLN:NE2	2.09	0.85
6:O:257:PRO:O	6:O:308:LYS:NZ	2.09	0.85
1:J:79:PHE:O	1:J:83:GLN:NE2	2.09	0.85
9:R:302:MET:HE3	9:R:306:LEU:HD12	1.56	0.85
3:C:295:SER:O	3:C:302:VAL:HA	1.77	0.85
6:F:576:PRO:HD2	6:F:624:ALA:C	2.01	0.85
1:A:486:SER:HA	1:A:489:ILE:HD12	1.59	0.84
8:Q:852:LEU:HD21	8:Q:868:LEU:HD11	1.57	0.84
8:Q:869:ALA:HB3	8:Q:895:LEU:HD22	1.59	0.84
4:M:880:GLU:HG2	4:M:884:ARG:HE	1.43	0.84
12:U:579:ARG:NH1	12:U:625:GLU:OE1	2.09	0.84
9:I:472:LEU:O	9:I:474:GLU:N	2.08	0.84
12:U:483:LEU:HD22	12:U:486:THR:HG23	1.58	0.84
6:F:248:GLY:O	6:F:249:ARG:NH1	2.10	0.84
3:L:241:ALA:HB2	3:L:284:VAL:HG13	1.57	0.84
4:M:1340:TYR:HA	4:M:1345:LEU:HB2	1.57	0.84
8:Q:341:LEU:HD11	8:Q:353:ALA:HA	1.59	0.84
7:G:89:GLU:O	7:G:92:THR:N	2.09	0.84
9:R:778:ASP:HB2	9:R:781:LEU:HD13	1.59	0.84
1:J:490:ARG:HD3	2:K:25:SER:HA	1.59	0.84
8:H:764:LYS:HD3	8:H:766:THR:H	1.40	0.84
2:K:186:VAL:HG13	2:K:220:VAL:HB	1.58	0.84
2:B:41:GLU:H	2:B:44:LYS:HZ1	1.26	0.83
4:M:840:PHE:HB3	4:M:846:SER:HA	1.57	0.83
4:M:1338:ARG:NH1	4:M:1339:LEU:HD23	1.91	0.83

Continued on next page...

Continued from previous page...

Atom-1	Atom-2	Interatomic distance (Å)	Clash overlap (Å)
8:H:319:PRO:O	8:H:323:LYS:N	2.12	0.83
6:F:379:THR:OG1	6:F:633:LEU:HD22	1.78	0.83
2:K:241:ILE:HB	2:K:252:SER:HB2	1.58	0.83
3:L:287:ASN:HB3	3:L:291:THR:H	1.43	0.83
8:Q:319:PRO:O	8:Q:323:LYS:N	2.12	0.83
7:G:35:ARG:HB3	7:G:54:ARG:HH12	1.44	0.83
4:D:1411:LEU:HA	4:D:1414:LYS:HD2	1.60	0.83
6:F:333:THR:CG2	6:F:346:ASN:HB2	2.08	0.83
9:I:1122:SER:HB2	9:R:573:ALA:HA	1.59	0.83
9:I:1075:ASP:HB3	9:I:1078:GLU:HG2	1.59	0.83
7:P:67:HIS:CD2	7:P:114:HIS:HB3	2.14	0.83
6:F:553:LEU:HD11	6:F:605:LEU:HB2	1.59	0.83
7:P:87:LYS:HE3	7:P:96:THR:HB	1.60	0.83
6:F:380:TRP:CH2	6:F:633:LEU:HA	2.14	0.83
8:H:605:ASP:HB3	8:H:608:GLN:HG2	1.58	0.83
4:D:891:LEU:HD21	4:D:912:MET:HG2	1.61	0.83
6:F:612:GLN:HB2	12:U:187:ARG:HG3	1.58	0.83
9:I:576:PHE:CG	11:T:642:GLU:CA	2.62	0.83
3:C:287:ASN:ND2	3:C:289:THR:OG1	2.11	0.83
8:H:436:TRP:CB	8:H:495:VAL:HG13	2.09	0.83
9:I:576:PHE:CD1	11:T:642:GLU:CA	2.61	0.82
4:M:1185:GLU:HA	4:M:1188:LEU:HD12	1.60	0.82
2:B:197:LEU:HB3	2:B:198:ARG:HH21	1.44	0.82
6:F:376:TRP:O	6:F:633:LEU:HD11	1.77	0.82
4:M:342:HIS:CD2	4:M:361:LEU:HA	2.15	0.82
8:Q:180:LEU:HB2	8:Q:201:LEU:HD13	1.61	0.82
10:S:1044:ARG:HD3	10:S:1094:HIS:HA	1.61	0.82
6:F:259:TRP:HE1	6:F:666:GLU:HG3	1.42	0.82
6:F:383:CYS:CB	6:F:637:MET:CE	2.51	0.82
8:Q:888:MET:SD	8:Q:889:ARG:NH1	2.53	0.82
6:F:350:THR:HA	6:F:353:HIS:HB2	1.61	0.82
7:P:211:SER:H	7:P:238:ARG:HH21	1.24	0.82
1:A:4:LEU:HB2	3:C:308:ASN:HA	1.59	0.82
2:B:284:TRP:HA	2:B:338:THR:O	1.78	0.82
6:F:596:LEU:O	6:F:597:GLN:O	1.97	0.82
8:H:436:TRP:CE3	8:H:504:HIS:CD2	2.67	0.81
4:M:1292:ILE:HG23	4:M:1327:ARG:HH12	1.44	0.81
12:U:406:GLU:HG3	12:U:414:TYR:HB2	1.62	0.81
6:F:553:LEU:CD1	6:F:605:LEU:CB	2.58	0.81
8:H:209:VAL:HB	8:H:264:TRP:CZ2	2.12	0.81
8:H:355:ARG:NH2	8:H:358:LYS:HG3	1.94	0.81

Continued on next page...

Continued from previous page...

Atom-1	Atom-2	Interatomic distance (Å)	Clash overlap (Å)
4:M:1141:ILE:O	4:M:1177:LEU:N	2.13	0.81
10:S:531:LEU:HD11	10:S:551:SER:HA	1.61	0.81
6:F:673:TRP:HA	6:F:676:PHE:CE2	2.14	0.81
9:I:723:HIS:O	9:I:727:GLN:NE2	2.13	0.81
4:D:1128:LEU:O	4:D:1132:ARG:NH1	2.13	0.81
6:O:446:THR:HA	6:O:537:ILE:HD11	1.63	0.81
9:R:178:TYR:HB3	9:R:189:ILE:HB	1.62	0.81
2:B:143:SER:HB2	2:B:151:ASN:HB2	1.61	0.81
4:M:464:LEU:HD21	4:M:535:TYR:HA	1.63	0.81
12:U:614:ALA:HB2	12:U:629:LEU:HD23	1.62	0.81
4:D:883:MET:HE1	4:D:891:LEU:HD22	1.63	0.81
1:J:576:LEU:HD22	1:J:609:LYS:HE3	1.63	0.81
12:U:339:VAL:HG22	12:U:350:LYS:HG2	1.63	0.81
3:L:85:VAL:O	3:L:106:ARG:N	2.12	0.81
6:O:311:LEU:HD21	6:O:627:ASP:HB3	1.63	0.81
6:O:356:ALA:HB1	6:O:360:ARG:HH12	1.45	0.81
6:O:515:TRP:O	6:O:522:SER:HA	1.81	0.81
10:S:756:TRP:HE1	10:S:839:LEU:HB2	1.46	0.81
10:S:1428:LEU:HB3	10:S:1501:ARG:HH21	1.44	0.81
1:J:411:HIS:HB2	1:J:414:LEU:HB2	1.63	0.81
10:S:1202:PHE:HB3	10:S:1207:ILE:HD11	1.62	0.81
10:S:619:ALA:HA	10:S:622:MET:HE3	1.63	0.81
8:Q:355:ARG:NH2	8:Q:358:LYS:HG3	1.95	0.80
12:U:185:TYR:HB3	12:U:189:MET:HE1	1.64	0.80
3:C:62:ARG:NH1	3:C:77:CYS:SG	2.54	0.80
6:F:446:THR:HA	6:F:537:ILE:HD11	1.63	0.80
6:O:734:ARG:HG2	6:O:735:ARG:HH21	1.45	0.80
1:A:438:GLU:OE1	3:C:67:HIS:NE2	2.14	0.80
4:D:310:MET:HE2	4:D:320:MET:HB2	1.63	0.80
10:S:1097:PHE:HD2	10:S:1109:GLN:HB3	1.45	0.80
1:A:10:GLU:OE1	3:C:320:LYS:NZ	2.15	0.80
6:F:612:GLN:HG2	12:U:186:ALA:HB3	1.60	0.80
9:R:115:ASP:OD1	9:R:116:ARG:NH1	2.13	0.80
1:A:450:LYS:NZ	2:B:268:PRO:O	2.14	0.80
1:A:567:ALA:O	1:A:605:ARG:NH2	2.15	0.80
8:H:436:TRP:CG	8:H:495:VAL:HG13	2.16	0.80
9:I:576:PHE:CG	11:T:642:GLU:CB	2.65	0.80
6:O:551:GLN:HE22	6:O:555:MET:HE3	1.45	0.80
1:J:106:ARG:NH2	1:J:148:GLU:OE1	2.14	0.80
6:O:271:ARG:HH22	6:O:305:HIS:H	1.30	0.80
10:S:926:ILE:HD12	10:S:929:LYS:HD3	1.63	0.80

Continued on next page...

Continued from previous page...

Atom-1	Atom-2	Interatomic distance (Å)	Clash overlap (Å)
6:O:695:LEU:HD13	6:O:728:ALA:HB2	1.64	0.80
10:S:784:TYR:HB3	10:S:791:GLU:HB3	1.63	0.80
6:F:387:TRP:HB3	6:F:644:LEU:HD13	1.63	0.79
1:J:503:ARG:HA	1:J:506:LYS:HZ3	1.48	0.79
10:S:1144:MET:HB2	10:S:1167:PHE:HB2	1.62	0.79
8:Q:868:LEU:HD23	8:Q:868:LEU:O	1.83	0.79
8:Q:603:ILE:O	8:Q:609:ARG:NH1	2.15	0.79
1:A:22:HIS:HB2	1:A:41:LYS:HA	1.64	0.79
4:D:1074:LEU:HD21	4:D:1106:ARG:HE	1.45	0.79
6:F:515:TRP:O	6:F:522:SER:HA	1.81	0.79
9:I:1081:LYS:O	9:I:1087:LYS:NZ	2.16	0.79
3:L:106:ARG:NH2	3:L:149:ASN:OD1	2.16	0.79
6:O:693:GLU:HA	6:O:696:ASN:HD22	1.47	0.79
8:Q:869:ALA:HB1	8:Q:895:LEU:CD2	1.81	0.79
3:L:247:ILE:HB	3:L:272:ALA:HB3	1.63	0.79
7:P:88:GLU:HB2	7:P:93:TRP:CE2	2.16	0.79
5:E:104:ILE:HB	5:E:120:ILE:HB	1.65	0.79
6:F:551:GLN:HE22	6:F:555:MET:HE3	1.45	0.79
8:Q:359:ARG:HH22	12:U:32:ASN:N	1.80	0.79
10:S:493:LYS:HG3	10:S:497:GLN:HE22	1.48	0.79
12:U:104:ASN:O	12:U:108:ASN:ND2	2.16	0.79
4:M:449:ALA:HB3	4:M:456:PRO:HA	1.64	0.79
6:O:328:GLU:OE2	6:O:636:HIS:ND1	2.14	0.79
2:B:43:ASN:ND2	2:B:76:GLY:O	2.16	0.79
6:F:356:ALA:HB1	6:F:360:ARG:HH12	1.45	0.79
7:G:12:HIS:ND1	7:G:14:ASP:O	2.14	0.79
6:O:796:GLU:HA	6:O:800:LYS:HG2	1.62	0.79
12:U:357:ILE:HA	12:U:362:ARG:HH22	1.47	0.79
4:D:689:ASP:HB2	4:D:874:PRO:HB2	1.63	0.79
8:H:355:ARG:HH21	8:H:359:ARG:HE	1.30	0.79
1:A:58:ARG:HB2	1:A:61:GLU:HG3	1.65	0.78
6:F:563:GLN:HE22	6:F:568:PRO:HA	1.48	0.78
9:I:1067:TRP:HZ3	9:I:1127:SER:HB2	1.47	0.78
1:J:631:GLU:HG3	1:J:634:ARG:HH21	1.46	0.78
9:R:559:PRO:HD2	9:R:677:ARG:HE	1.48	0.78
6:F:379:THR:OG1	6:F:633:LEU:CD1	2.31	0.78
11:T:68:TYR:OH	11:T:115:LYS:NZ	2.15	0.78
12:U:323:ILE:HG22	12:U:327:MET:HE1	1.65	0.78
7:G:197:GLU:O	7:G:202:LYS:NZ	2.16	0.78
8:Q:416:ARG:HH22	8:Q:432:VAL:HB	1.49	0.78
8:Q:852:LEU:HD21	8:Q:868:LEU:CD1	2.11	0.78

Continued on next page...

Continued from previous page...

Atom-1	Atom-2	Interatomic distance (Å)	Clash overlap (Å)
4:D:1087:HIS:HA	4:D:1092:ASN:HD21	1.46	0.78
8:H:436:TRP:HB3	8:H:498:GLU:CD	2.08	0.78
10:S:255:LYS:HA	10:S:321:LYS:HZ3	1.46	0.78
3:C:12:LYS:NZ	3:C:33:ASP:OD1	2.15	0.78
6:F:793:GLN:OE1	8:Q:492:LYS:NZ	2.16	0.78
3:L:25:ARG:HB3	3:L:26:ARG:HH21	1.49	0.78
8:Q:875:GLU:HB3	8:Q:880:TYR:CD2	2.19	0.78
9:R:344:ILE:HB	9:R:363:VAL:HB	1.64	0.78
12:U:763:ARG:NH1	12:U:767:SER:OG	2.16	0.78
8:H:628:LYS:HE3	8:H:675:GLN:HE21	1.48	0.78
8:Q:283:TYR:O	8:Q:336:ARG:NH1	2.17	0.78
7:G:233:CYS:HB2	7:G:264:VAL:HG12	1.64	0.78
9:I:946:ARG:HB2	9:I:1008:PRO:HB3	1.64	0.78
4:M:1195:LEU:HA	4:M:1198:HIS:CE1	2.19	0.78
6:F:607:LEU:HD22	6:F:618:LEU:HD11	1.64	0.78
7:G:77:CYS:HB2	7:G:106:VAL:HG23	1.66	0.78
4:M:1102:GLU:OE2	4:M:1106:ARG:NH1	2.17	0.78
4:D:1070:ARG:HD2	4:D:1149:VAL:HG11	1.66	0.78
6:O:839:VAL:HG12	6:O:853:GLN:HE22	1.48	0.78
2:B:222:ARG:HD2	2:B:227:GLN:HB2	1.65	0.77
8:Q:690:PHE:HD1	8:Q:695:LYS:HE2	1.47	0.77
6:F:686:VAL:HG23	7:G:167:LEU:HD22	1.65	0.77
4:M:895:VAL:HB	4:M:912:MET:HE3	1.66	0.77
1:A:479:ARG:NH2	3:C:90:VAL:O	2.17	0.77
5:E:153:ASP:HB3	5:E:159:ILE:HD11	1.66	0.77
6:O:563:GLN:HE22	6:O:568:PRO:HA	1.48	0.77
9:R:500:ILE:H	9:R:503:ASP:HB3	1.49	0.77
1:A:19:GLN:NE2	3:C:4:ALA:O	2.17	0.77
2:B:3:ASP:OD2	2:B:372:ARG:N	2.15	0.77
6:F:575:PRO:CG	6:F:597:GLN:CD	2.57	0.77
8:H:266:GLU:OE2	8:H:441:TRP:NE1	2.17	0.77
9:I:761:SER:OG	9:I:765:ARG:NH1	2.17	0.77
8:Q:147:TYR:HE1	8:Q:539:ARG:HG3	1.49	0.77
12:U:207:ASP:OD1	12:U:208:LEU:N	2.17	0.77
2:B:179:ARG:NH1	2:B:180:THR:OG1	2.17	0.77
9:I:642:HIS:HA	9:I:645:LYS:HG2	1.67	0.77
1:J:432:TYR:O	1:J:436:HIS:ND1	2.16	0.77
6:O:328:GLU:OE2	6:O:355:TYR:OH	2.03	0.77
10:S:1104:ILE:HA	10:S:1107:MET:HE2	1.67	0.77
4:D:1135:ARG:HD3	4:D:1137:GLU:H	1.49	0.77
8:H:283:TYR:O	8:H:336:ARG:NH1	2.17	0.77

Continued on next page...

Continued from previous page...

Atom-1	Atom-2	Interatomic distance (Å)	Clash overlap (Å)
8:Q:355:ARG:HH21	8:Q:359:ARG:HE	1.30	0.77
12:U:499:GLU:O	12:U:501:LYS:NZ	2.17	0.77
12:U:730:GLU:OE1	12:U:731:ARG:NH1	2.18	0.77
3:C:145:PRO:HD2	3:C:152:GLN:HE21	1.50	0.77
8:H:736:ARG:HG2	8:H:822:ASP:HA	1.66	0.77
8:Q:266:GLU:OE2	8:Q:441:TRP:NE1	2.17	0.77
10:S:991:SER:O	10:S:998:ASN:ND2	2.17	0.77
5:E:28:ASP:OD1	5:E:85:ARG:NH2	2.18	0.77
6:F:910:ARG:O	6:F:913:THR:OG1	2.03	0.77
3:L:305:TRP:HA	3:L:314:LYS:O	1.85	0.77
4:D:310:MET:HE1	4:D:382:TYR:H	1.50	0.76
6:F:353:HIS:HE1	6:F:389:GLN:O	1.66	0.76
8:Q:808:ILE:O	8:Q:812:LEU:HB2	1.85	0.76
12:U:125:ALA:O	12:U:129:HIS:ND1	2.16	0.76
6:F:607:LEU:HD13	6:F:615:LEU:HD22	1.60	0.76
7:G:133:THR:O	7:G:140:TRP:HA	1.84	0.76
7:G:183:VAL:HG12	7:G:193:ILE:HD12	1.67	0.76
1:J:501:SER:HA	1:J:504:PHE:HD2	1.50	0.76
2:K:268:PRO:HG2	2:K:355:GLY:H	1.51	0.76
4:M:205:PRO:HG2	4:M:254:ILE:HD12	1.65	0.76
4:D:1231:CYS:SG	4:D:1232:GLN:NE2	2.58	0.76
6:F:607:LEU:HD13	6:F:615:LEU:HD23	1.64	0.76
1:J:634:ARG:HH12	4:M:1132:ARG:HG3	1.49	0.76
5:N:170:SER:HB2	5:N:184:ALA:HB3	1.67	0.76
2:B:8:LYS:HE2	2:B:65:ASP:HA	1.66	0.76
2:B:179:ARG:NH2	2:B:181:THR:OG1	2.19	0.76
2:B:239:LEU:HD23	2:B:254:LEU:HD12	1.68	0.76
6:F:387:TRP:CB	6:F:644:LEU:CD1	2.64	0.76
3:L:67:HIS:HB2	3:L:70:PHE:HD2	1.50	0.76
3:L:281:VAL:HA	3:L:297:GLY:HA2	1.68	0.76
10:S:820:MET:O	10:S:899:TYR:OH	2.02	0.76
8:H:331:ARG:NH1	8:H:332:GLU:OE2	2.18	0.76
4:M:1225:ASP:HA	4:M:1228:ILE:HD12	1.67	0.76
6:F:376:TRP:C	6:F:633:LEU:HD13	2.10	0.76
6:O:263:HIS:O	6:O:271:ARG:NH2	2.19	0.76
6:O:385:SER:O	6:O:409:ARG:NH1	2.18	0.76
6:O:681:ILE:O	6:O:687:ARG:NH1	2.18	0.76
8:Q:331:ARG:NH1	8:Q:332:GLU:OE2	2.18	0.76
2:B:11:SER:HA	2:B:365:GLU:HG3	1.67	0.76
2:B:21:PRO:HD3	2:B:83:PHE:HD2	1.51	0.76
1:J:22:HIS:ND1	1:J:37:THR:OG1	2.19	0.76

Continued on next page...

Continued from previous page...

Atom-1	Atom-2	Interatomic distance (Å)	Clash overlap (Å)
6:F:324:PRO:HB3	6:F:355:TYR:HE1	1.51	0.76
7:P:180:LYS:O	7:P:195:ARG:NH1	2.18	0.76
2:B:96:GLY:O	2:B:128:ARG:NH2	2.18	0.76
6:F:399:GLU:HB2	6:F:404:VAL:HG11	1.68	0.76
4:D:800:LEU:HD21	4:D:968:LEU:HD21	1.68	0.75
8:H:416:ARG:HH22	8:H:432:VAL:HB	1.48	0.75
8:H:534:LEU:HB2	8:H:537:LEU:HD13	1.68	0.75
4:M:914:ALA:HB2	4:M:929:CYS:HB2	1.66	0.75
6:O:288:LEU:HD12	6:O:298:THR:HG22	1.67	0.75
6:O:399:GLU:HB2	6:O:404:VAL:HG11	1.69	0.75
6:O:438:ILE:HG21	6:O:501:GLU:HG2	1.68	0.75
11:T:22:ALA:HB1	11:T:53:GLN:HG2	1.67	0.75
11:T:837:MET:H	11:T:840:GLN:HE21	1.34	0.75
8:H:244:ILE:O	8:H:248:LEU:HG	1.87	0.75
9:R:193:THR:HA	9:R:233:GLN:HG2	1.66	0.75
12:U:284:LEU:HD22	12:U:287:VAL:HB	1.69	0.75
9:I:746:GLU:H	9:I:807:ILE:HA	1.50	0.75
4:M:525:GLN:OE1	9:R:61:VAL:HA	1.87	0.75
11:T:861:LEU:HD22	11:T:866:PRO:HG3	1.68	0.75
6:F:331:ASN:OD1	6:F:347:PRO:HA	1.87	0.75
6:F:342:HIS:NE2	6:F:682:GLN:OE1	2.19	0.75
6:F:387:TRP:HB3	6:F:644:LEU:HD11	1.67	0.75
6:F:795:TRP:CZ3	6:F:799:GLY:HA3	2.22	0.75
6:F:886:VAL:O	6:F:889:ARG:NH1	2.20	0.75
3:L:304:LEU:O	3:L:316:ILE:N	2.19	0.75
5:N:256:MET:H	5:N:270:THR:HG22	1.52	0.75
10:S:1750:LEU:O	10:S:1754:GLN:NE2	2.19	0.75
4:M:1092:ASN:HB3	4:M:1095:LYS:HB2	1.69	0.75
7:P:110:CYS:HG	7:P:158:TRP:CD1	2.05	0.75
9:R:612:THR:HG21	9:R:744:GLU:HG3	1.67	0.75
3:C:306:LYS:HB2	3:C:316:ILE:HD13	1.68	0.75
4:D:1083:LEU:O	4:D:1087:HIS:ND1	2.20	0.75
8:H:604:THR:O	8:H:609:ARG:NH2	2.20	0.75
8:H:896:ARG:HG2	9:I:922:LEU:HD22	1.67	0.75
6:O:734:ARG:NH2	7:P:68:PRO:O	2.18	0.75
7:P:84:ILE:HA	7:P:95:LYS:NZ	2.02	0.75
4:D:996:GLN:HB3	4:D:1000:ARG:HH12	1.50	0.75
6:F:594:ILE:HG13	6:F:595:SER:H	1.52	0.75
7:G:81:ARG:HB3	7:G:102:HIS:HB2	1.69	0.75
2:K:148:GLY:HA2	2:K:172:MET:HE1	1.67	0.75
4:M:355:LEU:HB3	4:M:374:LEU:HD12	1.68	0.75

Continued on next page...

Continued from previous page...

Atom-1	Atom-2	Interatomic distance (Å)	Clash overlap (Å)
8:Q:244:ILE:O	8:Q:248:LEU:HG	1.87	0.75
9:R:582:ILE:HG22	9:R:586:GLN:HE22	1.52	0.75
10:S:1342:ALA:O	10:S:1346:GLN:NE2	2.18	0.75
5:E:219:ARG:HB2	5:E:264:GLU:HB3	1.68	0.75
1:J:453:ARG:O	1:J:457:GLN:NE2	2.19	0.75
3:L:120:LYS:NZ	3:L:121:PHE:O	2.19	0.75
3:L:138:VAL:O	3:L:140:ARG:NH1	2.20	0.75
4:M:452:ASP:OD2	4:M:525:GLN:NE2	2.19	0.75
6:O:515:TRP:HB3	6:O:523:ILE:HB	1.68	0.75
6:O:607:LEU:O	6:O:611:ARG:NH1	2.19	0.75
8:Q:404:ARG:NH1	8:Q:468:GLU:O	2.20	0.75
2:B:65:ASP:O	2:B:67:LYS:NZ	2.18	0.74
4:M:1385:TYR:HA	4:M:1388:ILE:HD12	1.68	0.74
8:Q:867:ARG:O	8:Q:871:ILE:HG22	1.87	0.74
2:B:49:ALA:O	2:B:66:PRO:HA	1.87	0.74
6:F:438:ILE:HG21	6:F:501:GLU:HG2	1.68	0.74
3:L:26:ARG:NH2	3:L:41:LYS:O	2.19	0.74
4:M:154:LEU:HD13	4:M:229:PHE:HE1	1.50	0.74
8:Q:365:ARG:NH1	8:Q:415:GLU:OE2	2.20	0.74
9:R:679:VAL:HA	9:R:682:MET:HE3	1.68	0.74
10:S:1372:GLY:HA3	10:S:1457:VAL:H	1.52	0.74
4:D:1141:ILE:O	4:D:1176:ILE:HA	1.87	0.74
6:O:594:ILE:HG13	6:O:595:SER:H	1.52	0.74
10:S:1505:VAL:O	10:S:1507:ARG:NH1	2.20	0.74
2:B:73:LYS:HE3	6:O:281:ASP:HA	1.69	0.74
6:F:634:SER:HB3	6:F:638:TRP:CZ3	2.23	0.74
8:H:903:LEU:O	9:I:895:ARG:NH1	2.19	0.74
2:K:86:LYS:O	2:K:103:HIS:NE2	2.19	0.74
5:N:128:ASN:H	5:N:144:GLY:HA2	1.53	0.74
6:O:811:MET:HE3	6:O:828:LEU:HD13	1.69	0.74
8:Q:301:MET:HE3	12:U:111:LEU:HD22	1.68	0.74
8:Q:809:TYR:O	8:Q:813:LEU:N	2.21	0.74
11:T:505:GLY:HA2	11:T:508:LEU:HB2	1.68	0.74
1:A:498:THR:HG22	1:A:532:ARG:H	1.52	0.74
3:C:247:ILE:HB	3:C:272:ALA:HB3	1.70	0.74
6:F:753:ASN:OD1	6:F:757:LYS:NZ	2.17	0.74
8:H:404:ARG:NH1	8:H:468:GLU:O	2.20	0.74
8:H:820:MET:O	8:H:841:ARG:NH1	2.20	0.74
6:O:560:PHE:O	6:O:592:LYS:NZ	2.20	0.74
2:B:13:LYS:O	2:B:40:ASN:ND2	2.21	0.74
1:J:104:ASN:ND2	2:K:323:CYS:SG	2.60	0.74

Continued on next page...

Continued from previous page...

Atom-1	Atom-2	Interatomic distance (Å)	Clash overlap (Å)
1:A:567:ALA:HB3	1:A:572:TRP:HE1	1.51	0.74
6:F:265:GLY:HA2	7:G:304:LYS:HA	1.69	0.74
6:F:560:PHE:O	6:F:592:LYS:NZ	2.20	0.74
8:H:763:GLN:HE21	8:H:790:PHE:HA	1.50	0.74
6:O:331:ASN:O	6:O:346:ASN:N	2.20	0.74
8:Q:801:THR:HG22	8:Q:805:LYS:HE3	1.69	0.74
10:S:1107:MET:HE1	10:S:1277:LYS:HD2	1.68	0.74
1:A:444:THR:HG21	1:A:447:LYS:HE2	1.70	0.74
2:B:274:LEU:HB2	2:B:286:TRP:HB3	1.70	0.74
4:D:1137:GLU:O	6:F:850:ARG:NH1	2.20	0.74
6:F:600:VAL:HG23	6:F:623:SER:CB	2.17	0.74
8:H:167:GLU:OE1	8:H:168:GLN:NE2	2.21	0.74
9:I:576:PHE:CE1	11:T:642:GLU:N	2.55	0.74
6:O:410:ARG:NE	6:O:549:VAL:HG22	2.02	0.74
10:S:929:LYS:H	10:S:929:LYS:HD2	1.52	0.74
8:H:591:LEU:O	8:H:595:GLN:NE2	2.20	0.74
2:K:18:ARG:HB3	2:K:81:MET:HE1	1.70	0.74
6:O:842:ILE:HG22	6:O:843:GLN:H	1.50	0.74
7:P:72:ASN:HB2	7:P:88:GLU:HB3	1.70	0.74
8:Q:690:PHE:CD1	8:Q:695:LYS:HE2	2.23	0.74
11:T:836:VAL:HB	11:T:840:GLN:NE2	2.02	0.74
1:J:73:ASN:HA	1:J:76:HIS:CE1	2.23	0.74
9:R:808:ASP:OD1	9:R:815:ARG:NH2	2.19	0.74
10:S:314:LEU:HD22	10:S:356:MET:HE2	1.68	0.74
10:S:998:ASN:HB2	10:S:1001:MET:HE1	1.70	0.74
1:A:41:LYS:NZ	1:A:44:ASN:OD1	2.20	0.73
1:A:445:GLU:O	2:B:25:SER:OG	2.06	0.73
3:C:56:HIS:ND1	3:C:80:ASP:OD2	2.17	0.73
3:C:304:LEU:O	3:C:316:ILE:N	2.21	0.73
6:F:380:TRP:CG	6:F:633:LEU:CD1	2.71	0.73
8:H:365:ARG:NH1	8:H:415:GLU:OE2	2.20	0.73
10:S:730:GLU:O	10:S:734:GLN:NE2	2.21	0.73
1:A:310:LEU:HD11	1:A:317:VAL:HG12	1.70	0.73
3:C:86:TRP:HA	3:C:104:VAL:O	1.88	0.73
4:M:1395:LEU:HB3	4:M:1408:LEU:HD21	1.70	0.73
2:B:135:VAL:HB	2:B:142:VAL:HB	1.69	0.73
6:F:634:SER:HB3	6:F:638:TRP:HZ3	1.53	0.73
10:S:1062:GLN:O	10:S:1066:GLN:NE2	2.21	0.73
10:S:1478:GLU:OE1	10:S:1520:TYR:OH	2.06	0.73
3:C:120:LYS:HZ2	3:C:170:TRP:CD1	2.06	0.73
7:G:195:ARG:CZ	7:G:202:LYS:HB2	2.17	0.73

Continued on next page...

Continued from previous page...

Atom-1	Atom-2	Interatomic distance (Å)	Clash overlap (Å)
8:H:736:ARG:HH12	8:H:816:ASP:HB2	1.52	0.73
9:I:876:PHE:HB3	9:I:879:GLN:HB2	1.70	0.73
1:J:97:GLN:HA	2:K:320:SER:HB3	1.69	0.73
7:P:77:CYS:HB2	7:P:106:VAL:HG13	1.71	0.73
7:P:235:GLN:HB2	7:P:263:VAL:HG22	1.71	0.73
8:Q:533:LEU:HA	8:Q:537:LEU:HD22	1.69	0.73
2:B:84:LEU:HD11	2:B:139:PRO:HA	1.70	0.73
4:D:1340:TYR:HE2	4:D:1352:LEU:HD11	1.52	0.73
7:G:85:ILE:HB	7:G:97:TYR:O	1.88	0.73
1:J:1:MET:HE2	1:J:360:LYS:HB2	1.69	0.73
8:Q:134:GLN:NE2	12:U:163:GLU:HB2	2.01	0.73
2:B:150:ILE:HB	2:B:164:ILE:HB	1.69	0.73
6:F:410:ARG:NE	6:F:549:VAL:HG22	2.02	0.73
6:F:553:LEU:HD11	6:F:605:LEU:CB	2.18	0.73
9:I:467:GLU:OE1	9:I:474:GLU:OE2	2.06	0.73
4:M:1337:LEU:HA	4:M:1340:TYR:CD2	2.23	0.73
7:P:62:GLN:HE22	7:P:64:ALA:HB2	1.53	0.73
1:A:514:PHE:HZ	1:A:539:TYR:HD2	1.36	0.73
7:G:267:VAL:HG12	7:G:278:VAL:HG22	1.70	0.73
4:M:1250:ILE:HD13	4:M:1316:HIS:HD1	1.52	0.73
10:S:1131:SER:HB3	10:S:1135:ARG:HH12	1.54	0.73
12:U:46:LYS:O	12:U:49:THR:OG1	2.05	0.73
8:H:634:THR:O	8:H:637:LYS:NZ	2.20	0.73
6:O:701:VAL:H	6:O:732:ARG:HE	1.36	0.73
7:P:218:ALA:C	7:P:269:TRP:HE1	1.97	0.73
1:A:631:GLU:HG3	1:A:634:ARG:NH1	2.04	0.73
3:C:287:ASN:HB3	3:C:292:VAL:HB	1.71	0.73
4:D:66:LEU:HD23	4:D:132:ILE:HG12	1.69	0.73
9:I:167:LEU:HB2	9:I:179:TRP:HB2	1.71	0.73
1:J:486:SER:HB3	1:J:490:ARG:HH12	1.51	0.73
6:O:568:PRO:O	6:O:587:ASP:N	2.22	0.73
6:O:692:ARG:O	6:O:696:ASN:ND2	2.22	0.73
8:Q:265:LEU:HA	8:Q:268:ILE:HD12	1.71	0.73
10:S:511:LEU:HB3	10:S:515:ARG:HH22	1.52	0.73
10:S:884:ASN:ND2	10:S:889:LYS:O	2.21	0.73
10:S:1104:ILE:HG22	10:S:1108:ASN:HD21	1.53	0.73
4:D:725:ARG:NH2	4:D:729:CYS:SG	2.62	0.73
6:F:572:TYR:OH	6:F:598:ARG:NH1	2.16	0.73
8:H:131:VAL:HG13	10:S:1507:ARG:HG2	1.70	0.73
9:I:632:LYS:HE2	9:I:679:VAL:HG23	1.70	0.73
8:Q:841:ARG:O	8:Q:845:LEU:CD2	2.35	0.73

Continued on next page...

Continued from previous page...

Atom-1	Atom-2	Interatomic distance (Å)	Clash overlap (Å)
6:F:335:ASP:O	6:F:342:HIS:N	2.22	0.72
6:F:515:TRP:HB3	6:F:523:ILE:HB	1.69	0.72
2:K:74:HIS:HD2	2:K:78:VAL:HG22	1.52	0.72
8:Q:452:VAL:O	8:Q:456:ILE:HG12	1.89	0.72
8:Q:841:ARG:C	8:Q:845:LEU:HD23	2.13	0.72
10:S:1477:MET:HA	10:S:1480:VAL:HG22	1.70	0.72
3:C:55:THR:HG23	3:C:86:TRP:HE1	1.52	0.72
7:G:270:SER:HG	7:G:274:ASN:H	1.37	0.72
9:I:544:ASP:HB3	9:I:622:THR:HG21	1.71	0.72
1:J:93:SER:O	1:J:97:GLN:NE2	2.22	0.72
1:J:369:TRP:NE1	1:J:403:ASP:OD2	2.22	0.72
4:M:281:PRO:O	4:M:304:GLN:NE2	2.21	0.72
10:S:1760:MET:HE2	10:S:1898:THR:HB	1.70	0.72
2:B:185:THR:HG1	2:B:195:TRP:HH2	1.34	0.72
3:C:242:THR:OG1	3:C:246:ARG:NH1	2.23	0.72
8:H:265:LEU:HA	8:H:268:ILE:HD12	1.71	0.72
7:P:83:VAL:HG12	7:P:85:ILE:HD11	1.70	0.72
9:R:437:GLN:OE1	9:R:456:ARG:NH1	2.22	0.72
10:S:1142:ASP:O	10:S:1179:LYS:NZ	2.18	0.72
12:U:425:GLU:OE1	12:U:435:ARG:NH1	2.21	0.72
3:C:85:VAL:O	3:C:105:LYS:HA	1.88	0.72
3:C:129:MET:HE1	3:C:143:GLU:HG2	1.71	0.72
3:C:307:ALA:HA	3:C:312:ASN:O	1.89	0.72
5:E:104:ILE:O	5:E:120:ILE:N	2.17	0.72
9:I:74:ASN:ND2	9:I:466:ARG:CG	2.53	0.72
10:S:554:HIS:HA	10:S:557:HIS:CD2	2.25	0.72
10:S:1349:ARG:NH2	10:S:1429:GLN:O	2.22	0.72
4:D:47:MET:HE2	4:D:720:LYS:HD3	1.72	0.72
6:F:568:PRO:O	6:F:587:ASP:N	2.22	0.72
8:H:210:THR:OG1	8:H:507:GLN:NE2	2.20	0.72
1:J:299:MET:CE	1:J:305:PHE:HB2	2.18	0.72
12:U:311:ASP:HB2	12:U:320:TRP:HE1	1.54	0.72
1:A:51:CYS:SG	3:C:5:ARG:NE	2.62	0.72
1:A:55:TYR:HE1	3:C:4:ALA:HA	1.55	0.72
7:G:192:LYS:HD3	7:G:193:ILE:N	2.05	0.72
8:H:164:GLU:OE2	8:H:168:GLN:NE2	2.23	0.72
8:H:856:LEU:HD12	8:H:861:GLN:HB2	1.69	0.72
1:A:55:TYR:CE1	3:C:4:ALA:HA	2.24	0.72
1:A:113:MET:O	1:A:117:HIS:ND1	2.22	0.72
3:C:34:GLN:HG3	3:C:54:LYS:HD2	1.71	0.72
8:H:262:VAL:HG22	8:H:445:LYS:HZ2	1.54	0.72

Continued on next page...

Continued from previous page...

Atom-1	Atom-2	Interatomic distance (Å)	Clash overlap (Å)
5:N:232:TRP:HD1	5:N:249:ALA:HA	1.54	0.72
7:P:109:VAL:HB	7:P:120:LEU:HD21	1.71	0.72
7:P:192:LYS:HG2	7:P:206:LYS:HA	1.70	0.72
4:D:1131:LEU:HD13	4:D:1134:ILE:HD12	1.70	0.72
4:M:781:LEU:HA	4:M:818:THR:HA	1.70	0.72
8:Q:603:ILE:HG22	8:Q:609:ARG:HG2	1.70	0.72
10:S:1928:THR:HB	10:S:1933:ARG:HH22	1.54	0.72
2:B:148:GLY:HA2	2:B:172:MET:HE2	1.72	0.72
6:F:293:SER:OG	6:F:295:LYS:NZ	2.22	0.72
4:M:75:GLY:O	4:M:213:ASN:ND2	2.23	0.72
6:O:567:GLU:HB3	6:O:587:ASP:HA	1.70	0.72
6:F:613:TYR:HA	12:U:187:ARG:CZ	2.20	0.72
3:L:140:ARG:HG3	3:L:158:GLU:HG2	1.72	0.72
3:L:168:ILE:HG22	3:L:184:VAL:HG12	1.70	0.72
8:Q:146:MET:HE1	8:Q:539:ARG:HH22	1.55	0.72
10:S:1114:MET:HB2	10:S:1287:LEU:HD22	1.72	0.72
2:B:100:ILE:HD13	2:B:114:GLN:OE1	1.90	0.71
2:B:301:GLY:HA3	2:B:340:LEU:HG	1.71	0.71
6:F:567:GLU:HB3	6:F:587:ASP:HA	1.70	0.71
6:F:789:CYS:HG	6:F:795:TRP:CD1	2.07	0.71
7:G:79:TYR:O	7:G:81:ARG:NH1	2.23	0.71
7:G:110:CYS:HG	7:G:158:TRP:CD1	2.07	0.71
1:J:50:ARG:NH1	1:J:51:CYS:SG	2.62	0.71
4:M:700:ASN:HB3	4:M:848:VAL:HG11	1.71	0.71
7:P:31:CYS:HB2	7:P:60:VAL:HG11	1.71	0.71
8:Q:441:TRP:CD1	8:Q:445:LYS:HZ3	2.09	0.71
9:R:562:ASP:H	9:R:565:TRP:HD1	1.38	0.71
10:S:1306:GLN:OE1	10:S:1347:SER:OG	2.08	0.71
2:B:57:SER:O	2:B:371:ARG:NH2	2.23	0.71
4:D:432:ALA:HB3	11:T:111:ILE:HA	1.70	0.71
5:E:4:ASP:H	5:E:293:ILE:HG13	1.54	0.71
7:P:213:TRP:O	7:P:215:ARG:NH1	2.22	0.71
8:Q:547:PHE:HA	8:Q:550:THR:HG22	1.69	0.71
10:S:1753:GLN:NE2	10:S:1888:LEU:O	2.20	0.71
12:U:92:PRO:HA	12:U:93:VAL:HB	1.71	0.71
8:H:338:LEU:O	8:H:342:PHE:HB3	1.90	0.71
2:B:267:HIS:HE1	2:B:269:SER:HB3	1.53	0.71
5:N:25:ASN:OD1	5:N:306:ARG:NH2	2.20	0.71
7:P:265:TRP:N	7:P:279:SER:O	2.20	0.71
10:S:1114:MET:HE3	10:S:1283:SER:HB2	1.72	0.71
12:U:650:VAL:HB	12:U:661:ARG:HG3	1.72	0.71

Continued on next page...

Continued from previous page...

Atom-1	Atom-2	Interatomic distance (Å)	Clash overlap (Å)
1:A:390:LEU:O	1:A:394:ALA:HB3	1.90	0.71
9:I:511:ALA:HB3	9:I:527:MET:HE1	1.73	0.71
9:I:753:SER:O	9:I:760:ARG:NH2	2.22	0.71
4:M:481:ILE:HG22	4:M:482:LEU:HD12	1.73	0.71
8:Q:338:LEU:O	8:Q:342:PHE:HB3	1.90	0.71
11:T:929:THR:O	11:T:933:GLN:NE2	2.22	0.71
8:H:435:SER:HA	8:H:494:ARG:HG3	1.72	0.71
3:L:248:PHE:HE1	3:L:270:THR:HG23	1.54	0.71
6:F:259:TRP:NE1	6:F:666:GLU:HG3	2.06	0.71
8:H:436:TRP:HB2	8:H:495:VAL:HG13	1.72	0.71
9:I:782:ARG:O	9:I:786:ILE:HD12	1.91	0.71
4:M:918:LEU:O	5:N:253:ARG:NH1	2.24	0.71
4:M:970:GLU:O	5:N:275:LYS:NZ	2.23	0.71
4:M:1094:ARG:NH2	4:M:1140:TRP:O	2.19	0.71
5:E:30:GLY:HA3	5:E:86:CYS:H	1.55	0.71
8:H:375:TYR:HB2	8:H:395:ARG:HH22	1.55	0.71
4:M:331:SER:O	4:M:335:ARG:NH1	2.24	0.71
8:Q:217:LEU:HD13	8:Q:510:VAL:HG12	1.71	0.71
8:Q:889:ARG:O	8:Q:893:GLN:NE2	2.22	0.71
10:S:933:ASP:O	10:S:936:GLN:NE2	2.22	0.71
11:T:664:TYR:HE1	11:T:757:LEU:HB3	1.56	0.71
12:U:723:LEU:HD13	12:U:789:GLN:HB2	1.71	0.71
4:D:1128:LEU:HA	4:D:1131:LEU:HD23	1.72	0.71
7:G:192:LYS:HD3	7:G:193:ILE:H	1.56	0.71
1:A:487:TRP:HH2	2:B:25:SER:H	1.39	0.71
2:B:21:PRO:HD3	2:B:83:PHE:CD2	2.25	0.71
2:B:223:HIS:HE2	2:B:231:ALA:HB2	1.56	0.71
9:I:941:ALA:O	9:I:951:LYS:NZ	2.23	0.71
10:S:1587:TYR:HA	10:S:1615:TYR:HE1	1.55	0.71
2:B:178:LEU:HD21	2:B:245:ARG:HA	1.73	0.70
3:C:106:ARG:HE	3:C:151:SER:HB3	1.54	0.70
4:D:922:GLU:HB2	4:D:925:LYS:HE2	1.72	0.70
2:K:90:VAL:HG22	2:K:100:ILE:HG12	1.73	0.70
12:U:610:ILE:HG23	12:U:629:LEU:HG	1.73	0.70
8:H:770:GLN:HB3	8:H:775:GLU:HB2	1.73	0.70
6:O:320:SER:OG	6:O:632:ARG:NH1	2.24	0.70
10:S:493:LYS:O	10:S:497:GLN:NE2	2.23	0.70
6:F:379:THR:OG1	6:F:633:LEU:HD13	1.92	0.70
3:L:60:VAL:HA	3:L:78:SER:HB2	1.72	0.70
1:A:152:ILE:HD11	1:A:378:LEU:HD21	1.72	0.70
4:D:123:LEU:HB2	4:D:126:ASN:HD22	1.55	0.70

Continued on next page...

Continued from previous page...

Atom-1	Atom-2	Interatomic distance (Å)	Clash overlap (Å)
4:D:844:GLY:O	4:D:850:ARG:NH1	2.25	0.70
1:J:389:ASN:OD1	1:J:395:ASN:ND2	2.25	0.70
2:K:85:ASP:OD1	2:K:88:ARG:N	2.24	0.70
7:P:133:THR:HB	7:P:141:GLU:HB2	1.73	0.70
8:Q:217:LEU:HD11	8:Q:511:ILE:HA	1.74	0.70
2:B:114:GLN:HG2	2:B:158:ARG:HG2	1.74	0.70
6:F:575:PRO:HG3	6:F:597:GLN:NE2	2.06	0.70
7:G:192:LYS:HD2	7:G:194:TRP:CE2	2.26	0.70
8:Q:375:TYR:HB2	8:Q:395:ARG:HH22	1.56	0.70
10:S:1111:SER:HA	10:S:1114:MET:HE2	1.72	0.70
10:S:1460:LYS:HA	10:S:1463:ARG:HD2	1.74	0.70
5:E:44:VAL:HG13	5:E:71:HIS:CD2	2.26	0.70
9:I:827:ARG:HH22	5:N:2:LYS:HD3	1.57	0.70
1:J:626:ASP:HA	1:J:629:LYS:HE2	1.73	0.70
7:P:58:GLY:HA3	7:P:79:TYR:HB3	1.71	0.70
9:R:883:ASP:HB3	9:R:887:ARG:NH1	2.07	0.70
1:A:369:TRP:HB2	1:A:400:LEU:HD22	1.72	0.70
4:D:808:GLU:H	4:D:830:LYS:HD2	1.57	0.70
5:E:153:ASP:OD1	5:E:157:LYS:N	2.18	0.70
7:G:127:GLY:HA2	7:G:149:HIS:HB2	1.72	0.70
1:J:377:ASP:O	1:J:381:HIS:ND1	2.25	0.70
5:N:234:ILE:HB	5:N:245:ASP:HB3	1.73	0.70
9:R:207:LYS:HE2	9:R:290:ASP:HA	1.74	0.70
10:S:1776:GLN:HA	10:S:1931:ASN:H	1.57	0.70
12:U:552:PHE:HB3	12:U:567:PHE:HE1	1.54	0.70
1:A:514:PHE:CD2	1:A:540:ARG:HD2	2.27	0.70
5:E:103:LYS:HZ2	5:E:122:GLY:H	1.40	0.70
8:H:436:TRP:N	8:H:495:VAL:HG22	2.07	0.70
7:P:87:LYS:O	7:P:94:GLU:N	2.25	0.70
8:Q:170:GLU:HB3	8:Q:212:ARG:HH12	1.56	0.70
2:B:89:ILE:O	2:B:100:ILE:HA	1.92	0.70
3:C:277:HIS:HA	3:C:303:ARG:HE	1.56	0.70
1:J:446:LYS:HA	1:J:449:LEU:HD12	1.74	0.70
4:M:951:GLU:HB3	4:M:957:PRO:HB3	1.74	0.70
10:S:974:THR:O	10:S:977:ARG:NH1	2.24	0.70
6:F:465:LEU:HA	6:F:468:LEU:HD12	1.74	0.70
1:J:94:ARG:NH1	1:J:383:GLN:OE1	2.25	0.70
6:O:638:TRP:O	6:O:642:GLN:HG2	1.92	0.70
8:Q:630:VAL:HG12	8:Q:665:VAL:HG23	1.72	0.70
8:Q:754:TRP:NE1	8:Q:801:THR:OG1	2.25	0.70
9:R:122:ILE:HG22	9:R:460:MET:HE3	1.72	0.70

Continued on next page...

Continued from previous page...

Atom-1	Atom-2	Interatomic distance (Å)	Clash overlap (Å)
10:S:443:ILE:HD13	10:S:446:LEU:HD12	1.74	0.70
1:A:66:PRO:O	1:A:70:LYS:NZ	2.25	0.69
3:C:36:VAL:O	3:C:52:SER:HA	1.91	0.69
4:D:150:ASN:OD1	4:D:171:ARG:NH2	2.24	0.69
9:I:440:ASN:HB3	9:I:456:ARG:HE	1.57	0.69
10:S:521:PRO:O	10:S:525:HIS:ND1	2.19	0.69
10:S:850:LEU:O	10:S:853:THR:OG1	2.10	0.69
1:J:401:LEU:HD22	1:J:421:TYR:HB3	1.74	0.69
2:K:132:THR:H	2:K:145:GLY:HA2	1.56	0.69
3:L:207:ARG:HD3	4:M:1253:GLN:HE22	1.56	0.69
4:M:356:TYR:CE1	4:M:373:GLN:HG2	2.27	0.69
6:O:478:VAL:HA	6:O:481:LEU:HD12	1.73	0.69
6:O:814:GLN:NE2	6:O:818:ASP:OD2	2.25	0.69
10:S:1804:PRO:HB2	10:S:1807:ARG:HB2	1.73	0.69
1:A:264:GLU:O	1:A:268:GLN:NE2	2.24	0.69
6:F:376:TRP:O	6:F:633:LEU:HD12	1.87	0.69
1:J:438:GLU:OE2	1:J:463:GLN:NE2	2.21	0.69
4:M:1407:ILE:HA	4:M:1410:LYS:HD2	1.74	0.69
6:O:602:VAL:HG12	6:O:606:LYS:NZ	2.04	0.69
7:P:87:LYS:N	7:P:94:GLU:O	2.16	0.69
8:Q:162:VAL:HG11	8:Q:550:THR:HG21	1.74	0.69
8:Q:894:LYS:O	8:Q:897:GLU:HG2	1.93	0.69
9:R:72:ASN:O	9:R:468:THR:OG1	2.10	0.69
10:S:1866:SER:HB3	10:S:1869:GLN:HG2	1.74	0.69
8:H:519:MET:HG2	8:H:559:VAL:HG21	1.72	0.69
8:H:789:ASP:OD1	8:H:790:PHE:N	2.25	0.69
1:J:42:GLN:HG3	3:L:14:LEU:HD13	1.74	0.69
9:R:75:VAL:HG12	9:R:463:VAL:HG12	1.73	0.69
9:R:174:GLY:HA3	9:R:195:PHE:HB2	1.73	0.69
10:S:390:HIS:HD2	10:S:391:LYS:HD3	1.57	0.69
12:U:25:GLU:HG3	12:U:32:ASN:HA	1.75	0.69
2:B:150:ILE:O	2:B:163:THR:HA	1.92	0.69
9:I:1016:ILE:HG13	9:I:1038:LEU:HD23	1.73	0.69
9:I:1110:LEU:O	9:I:1116:ASN:ND2	2.24	0.69
4:M:423:LYS:HG2	4:M:435:TRP:HB3	1.72	0.69
4:M:794:LEU:HA	4:M:797:LEU:HD12	1.75	0.69
9:R:813:GLU:OE2	9:R:817:ASN:ND2	2.16	0.69
4:D:1404:ASN:HA	4:D:1407:ILE:HD12	1.74	0.69
5:E:18:TYR:HD1	5:E:316:TYR:HA	1.57	0.69
7:G:195:ARG:NH1	7:G:202:LYS:HE2	2.07	0.69
5:N:41:ILE:HD13	5:N:74:ARG:HD3	1.74	0.69

Continued on next page...

Continued from previous page...

Atom-1	Atom-2	Interatomic distance (Å)	Clash overlap (Å)
5:N:250:HIS:HB3	5:N:252:ASP:H	1.57	0.69
6:O:257:PRO:HA	7:P:271:ILE:HD13	1.73	0.69
6:O:465:LEU:HA	6:O:468:LEU:HD12	1.74	0.69
6:O:471:GLN:NE2	8:Q:367:ALA:O	2.26	0.69
8:Q:276:PHE:HA	8:Q:279:ASN:HD22	1.58	0.69
4:D:59:ARG:HD2	4:D:125:ASN:H	1.58	0.69
4:D:910:HIS:HB2	4:D:933:ALA:HB2	1.75	0.69
7:G:289:LYS:HE3	7:G:299:ILE:HG21	1.75	0.69
2:K:218:HIS:HE1	2:K:235:GLN:HB2	1.55	0.69
4:M:79:TYR:OH	4:M:210:ARG:NH1	2.22	0.69
7:P:31:CYS:HA	7:P:37:VAL:HG22	1.74	0.69
10:S:511:LEU:HB3	10:S:515:ARG:NH2	2.08	0.69
1:A:5:ASP:HB3	3:C:314:LYS:HB2	1.73	0.69
1:A:595:THR:O	1:A:598:LEU:HB2	1.93	0.69
3:C:214:THR:OG1	3:C:216:MET:SD	2.51	0.69
5:E:41:ILE:HG23	5:E:74:ARG:HB3	1.75	0.69
6:F:379:THR:CB	6:F:633:LEU:HD21	2.22	0.69
6:F:734:ARG:CZ	6:F:735:ARG:HH12	2.05	0.69
7:G:65:TRP:CD2	7:G:74:LEU:HD21	2.27	0.69
7:G:155:ALA:O	7:G:184:SER:HB2	1.93	0.69
8:H:570:ARG:O	8:H:573:ASN:N	2.25	0.69
1:J:412:HIS:HE1	2:K:179:ARG:HB3	1.58	0.69
4:M:928:ASP:O	4:M:932:GLN:NE2	2.25	0.69
4:M:1087:HIS:HB3	4:M:1092:ASN:HB2	1.73	0.69
5:N:94:ARG:NH2	5:N:136:GLU:O	2.26	0.69
5:N:242:TYR:O	5:N:244:GLN:NE2	2.25	0.69
6:O:335:ASP:O	6:O:342:HIS:N	2.25	0.69
6:O:519:ASP:HB2	6:O:521:ARG:HG3	1.75	0.69
7:P:242:TRP:HA	7:P:253:THR:O	1.93	0.69
9:R:271:ASP:HB3	9:R:275:CYS:HB2	1.75	0.69
10:S:1180:ILE:HG13	10:S:1284:TRP:CZ2	2.28	0.69
11:T:143:GLN:HA	11:T:150:ARG:HH22	1.57	0.69
11:T:554:SER:HA	11:T:628:ASN:HD21	1.58	0.69
2:B:114:GLN:NE2	2:B:157:SER:O	2.26	0.69
1:J:494:ALA:HB3	10:S:1244:MET:HG3	1.75	0.69
8:Q:173:CYS:HB2	8:Q:208:MET:HE1	1.75	0.69
9:R:111:LEU:HD23	9:R:118:ILE:HD11	1.73	0.69
9:R:240:GLN:H	9:R:299:ASN:HD22	1.41	0.69
10:S:288:THR:HB	10:S:291:ARG:HB2	1.75	0.69
3:C:20:PHE:CZ	3:C:24:GLY:HA2	2.27	0.69
6:F:478:VAL:HA	6:F:481:LEU:HD12	1.73	0.69

Continued on next page...

Continued from previous page...

Atom-1	Atom-2	Interatomic distance (Å)	Clash overlap (Å)
4:M:1322:ASN:HA	4:M:1325:ILE:HD12	1.75	0.69
7:P:179:ILE:HB	7:P:195:ARG:HH22	1.58	0.69
10:S:903:GLY:HA2	10:S:906:ASN:HB2	1.75	0.69
12:U:583:MET:O	12:U:598:ALA:N	2.26	0.69
1:A:514:PHE:HZ	1:A:539:TYR:CD2	2.12	0.68
2:B:45:VAL:HG11	2:B:101:PHE:HE2	1.58	0.68
3:C:202:TYR:HB2	3:C:209:TYR:HE1	1.58	0.68
4:D:1121:VAL:HG21	4:D:1193:LEU:HD22	1.74	0.68
6:F:614:ASP:O	6:F:616:CYS:N	2.26	0.68
10:S:1232:ARG:NH1	10:S:1233:VAL:HG23	2.08	0.68
12:U:376:TYR:HD1	12:U:380:VAL:HB	1.58	0.68
8:H:436:TRP:CB	8:H:498:GLU:CD	2.66	0.68
1:J:600:ARG:HH21	4:M:1125:LEU:HD22	1.57	0.68
5:N:187:THR:HA	5:N:209:VAL:HG12	1.75	0.68
10:S:532:LYS:N	10:S:552:TRP:HZ3	1.91	0.68
1:A:50:ARG:HH12	3:C:37:LYS:HZ2	1.42	0.68
3:C:149:ASN:O	3:C:152:GLN:NE2	2.27	0.68
6:F:323:LEU:HG	6:F:358:TRP:NE1	2.08	0.68
6:F:382:LEU:CD1	6:F:601:CYS:HG	2.06	0.68
7:G:35:ARG:HH22	7:G:57:ASP:HA	1.59	0.68
9:I:99:MET:HE2	9:I:114:ASN:H	1.58	0.68
8:Q:248:LEU:HD13	8:Q:455:GLU:HG2	1.75	0.68
9:R:893:GLY:HA2	9:R:895:ARG:HH21	1.58	0.68
1:A:643:ARG:HH22	4:D:1088:ILE:HG22	1.59	0.68
3:L:106:ARG:NE	3:L:151:SER:OG	2.25	0.68
4:M:790:LEU:HD22	4:M:886:CYS:HB2	1.74	0.68
5:N:78:ILE:HG12	5:N:97:THR:HG22	1.76	0.68
9:R:341:GLY:HA3	9:R:367:ASP:H	1.57	0.68
9:R:944:GLU:OE2	9:R:946:ARG:N	2.25	0.68
10:S:511:LEU:HD23	10:S:514:LEU:HD12	1.74	0.68
10:S:1355:PRO:HB3	10:S:1360:GLY:HA3	1.76	0.68
10:S:1587:TYR:HB2	10:S:1651:HIS:CE1	2.27	0.68
11:T:951:LEU:O	11:T:955:HIS:ND1	2.26	0.68
2:B:187:ASN:HB2	2:B:191:GLN:HB3	1.75	0.68
7:G:95:LYS:HZ1	7:G:98:GLU:HG2	1.59	0.68
9:I:895:ARG:HA	9:I:898:LEU:HB3	1.74	0.68
7:P:20:GLN:HB3	7:P:65:TRP:NE1	2.09	0.68
10:S:810:SER:HB2	10:S:812:MET:HE2	1.75	0.68
10:S:1113:LEU:O	10:S:1116:THR:OG1	2.08	0.68
1:A:69:ARG:HG3	1:A:70:LYS:H	1.59	0.68
2:B:290:ALA:HA	2:B:336:GLU:HG3	1.74	0.68

Continued on next page...

Continued from previous page...

Atom-1	Atom-2	Interatomic distance (Å)	Clash overlap (Å)
8:H:276:PHE:HA	8:H:279:ASN:HD22	1.58	0.68
9:I:363:VAL:HG22	9:I:378:VAL:HG22	1.74	0.68
3:L:205:ASN:O	3:L:207:ARG:NH1	2.24	0.68
4:M:94:LEU:H	4:M:849:HIS:HA	1.59	0.68
8:Q:355:ARG:NH1	12:U:30:GLU:O	2.26	0.68
10:S:1320:ILE:HD11	10:S:1329:LEU:HD13	1.73	0.68
2:B:234:GLY:H	2:B:261:MET:HE2	1.57	0.68
6:F:379:THR:HB	6:F:633:LEU:HD21	1.74	0.68
6:F:383:CYS:HB2	6:F:637:MET:SD	2.29	0.68
7:G:235:GLN:HA	7:G:263:VAL:HG13	1.75	0.68
9:I:755:GLY:O	9:I:760:ARG:NH2	2.27	0.68
9:I:989:GLN:N	9:I:989:GLN:OE1	2.27	0.68
4:M:638:PRO:HG2	4:M:765:ALA:HB1	1.76	0.68
11:T:188:GLU:HG2	11:T:190:MET:HE3	1.76	0.68
4:D:1242:PHE:HB3	4:D:1309:ILE:HD11	1.75	0.68
8:Q:868:LEU:HD23	8:Q:868:LEU:C	2.19	0.68
9:R:651:ASN:OD1	9:R:652:SER:N	2.27	0.68
10:S:1498:LEU:HD23	10:S:1501:ARG:HH22	1.56	0.68
2:B:359:VAL:HA	2:B:369:VAL:HG12	1.75	0.68
6:F:781:GLY:O	6:F:785:ARG:NH1	2.27	0.68
8:H:180:LEU:HD23	8:H:201:LEU:HD13	1.76	0.68
9:I:661:ARG:HD2	9:I:681:GLN:HG3	1.74	0.68
5:N:11:TYR:HB2	5:N:321:PHE:HB2	1.75	0.68
6:O:575:PRO:HD2	6:O:578:LEU:HD23	1.75	0.68
7:P:205:GLN:NE2	7:P:250:ASN:O	2.27	0.68
10:S:671:GLN:NE2	10:S:682:VAL:O	2.27	0.68
10:S:807:LEU:HB3	10:S:873:VAL:HG13	1.75	0.68
10:S:908:GLU:HG2	10:S:909:LEU:N	2.08	0.68
10:S:1719:ASN:HB3	10:S:1802:ILE:HA	1.76	0.68
12:U:693:LEU:O	12:U:697:ILE:HD12	1.94	0.68
2:B:195:TRP:HB3	2:B:200:GLN:HE22	1.59	0.68
5:E:182:MET:HE2	5:E:216:TRP:CD1	2.29	0.68
6:F:612:GLN:HA	12:U:183:MET:HG2	0.69	0.68
8:H:727:LEU:O	8:H:824:ARG:NH1	2.27	0.68
4:M:792:SER:O	4:M:796:HIS:ND1	2.27	0.68
4:M:1316:HIS:HA	10:S:718:THR:HB	1.76	0.68
4:M:1351:GLU:HA	4:M:1354:LEU:HD12	1.76	0.68
6:O:722:ALA:HA	6:O:725:ILE:HD13	1.76	0.68
1:A:166:GLU:OE2	1:A:169:ARG:NH2	2.27	0.67
3:C:246:ARG:HB3	3:C:248:PHE:CE2	2.30	0.67
4:D:1143:GLN:HE21	4:D:1175:GLU:HB2	1.59	0.67

Continued on next page...

Continued from previous page...

Atom-1	Atom-2	Interatomic distance (Å)	Clash overlap (Å)
6:F:734:ARG:NH2	6:F:735:ARG:HH12	1.91	0.67
9:I:568:SER:HB3	11:T:572:PRO:HA	1.75	0.67
4:M:342:HIS:HD2	4:M:361:LEU:HA	1.57	0.67
4:M:1320:LEU:HD23	4:M:1325:ILE:HG13	1.76	0.67
8:Q:521:GLU:OE2	8:Q:525:TRP:NE1	2.27	0.67
1:A:106:ARG:NE	1:A:145:ASN:OD1	2.27	0.67
4:D:1312:LYS:HE3	4:D:1316:HIS:HE1	1.59	0.67
8:H:633:ASN:HA	8:H:636:LYS:HG2	1.75	0.67
8:H:788:MET:SD	2:K:63:GLN:NE2	2.66	0.67
1:J:10:GLU:HG2	1:J:57:VAL:HG22	1.76	0.67
7:P:67:HIS:HD2	7:P:69:MET:H	1.40	0.67
9:R:567:GLU:HG3	9:R:571:GLU:HG2	1.77	0.67
4:D:1077:HIS:HE1	4:D:1082:LEU:HB2	1.59	0.67
8:H:143:THR:HA	8:H:146:MET:HE2	1.76	0.67
4:M:810:ARG:HH21	4:M:825:GLU:HB2	1.58	0.67
6:O:434:PRO:HA	6:O:437:HIS:HB3	1.76	0.67
6:O:731:VAL:HG13	6:O:734:ARG:HH21	1.59	0.67
7:P:100:THR:HA	7:P:102:HIS:CE1	2.29	0.67
7:P:215:ARG:NH2	7:P:235:GLN:OE1	2.27	0.67
7:P:244:SER:HB3	7:P:249:THR:HB	1.76	0.67
8:Q:869:ALA:HB1	8:Q:895:LEU:CG	2.24	0.67
10:S:1526:ASP:HA	10:S:1580:ARG:HH12	1.59	0.67
12:U:746:LEU:HA	12:U:749:ILE:HD12	1.75	0.67
3:C:171:ASN:ND2	3:C:181:MET:HE2	2.09	0.67
3:C:185:GLY:HA2	3:C:197:VAL:HG22	1.76	0.67
1:J:428:LEU:HB3	1:J:432:TYR:HE2	1.58	0.67
2:K:77:ASP:HB3	2:K:79:MET:HE3	1.76	0.67
8:Q:541:MET:O	8:Q:544:LEU:HB3	1.94	0.67
1:A:594:GLN:HA	1:A:597:GLU:OE1	1.94	0.67
6:F:685:HIS:HB3	7:G:172:SER:HA	1.77	0.67
7:G:62:GLN:HG2	7:G:77:CYS:SG	2.35	0.67
9:I:488:ARG:HB3	9:I:530:SER:HA	1.76	0.67
2:K:179:ARG:NE	2:K:182:GLU:OE1	2.25	0.67
3:L:286:TRP:HB3	3:L:290:GLY:HA2	1.76	0.67
4:M:398:ILE:HB	4:M:412:LEU:HG	1.77	0.67
4:M:451:GLY:H	4:M:528:ILE:HD12	1.60	0.67
5:N:283:HIS:HA	5:N:290:PRO:HA	1.75	0.67
11:T:48:LEU:HD21	11:T:480:LEU:HD11	1.75	0.67
12:U:484:GLU:OE1	12:U:487:ARG:NH2	2.28	0.67
12:U:515:SER:O	12:U:526:ARG:N	2.23	0.67
1:A:21:ARG:NH2	1:A:44:ASN:O	2.27	0.67

Continued on next page...

Continued from previous page...

Atom-1	Atom-2	Interatomic distance (Å)	Clash overlap (Å)
2:B:238:MET:HG3	2:B:255:ASN:HA	1.77	0.67
4:D:810:ARG:NH2	4:D:885:ASN:OD1	2.27	0.67
6:F:575:PRO:HD2	6:F:578:LEU:HD23	1.75	0.67
8:H:292:THR:HG23	8:H:310:LEU:HD13	1.75	0.67
9:I:901:GLN:O	9:I:906:HIS:NE2	2.27	0.67
1:J:110:ARG:HA	1:J:113:MET:HE2	1.77	0.67
2:K:122:HIS:HB2	2:K:147:ASP:HB2	1.77	0.67
3:L:122:ALA:HB3	3:L:129:MET:H	1.59	0.67
4:M:425:ILE:HD13	4:M:435:TRP:H	1.60	0.67
6:O:485:GLN:HG3	6:O:489:TRP:NE1	2.10	0.67
6:O:771:GLU:HA	6:O:773:TYR:CE2	2.30	0.67
8:Q:290:GLU:O	12:U:46:LYS:NZ	2.26	0.67
8:Q:292:THR:HG23	8:Q:310:LEU:HD13	1.75	0.67
8:Q:498:GLU:O	8:Q:504:HIS:ND1	2.19	0.67
9:R:223:LEU:HA	9:R:232:ASN:O	1.95	0.67
7:G:157:SER:O	7:G:182:PHE:HB2	1.94	0.67
8:H:673:PRO:HA	8:H:676:ARG:HH12	1.59	0.67
3:L:222:VAL:HA	3:L:242:THR:HG22	1.77	0.67
6:O:504:ARG:HD2	6:O:525:VAL:HA	1.76	0.67
9:R:494:ASP:HB3	9:R:511:ALA:HB1	1.77	0.67
10:S:862:ASP:OD1	10:S:865:ARG:NH1	2.28	0.67
10:S:1095:LEU:HD22	10:S:1110:MET:HG3	1.77	0.67
11:T:234:GLN:HB3	11:T:246:LEU:HD11	1.75	0.67
4:D:924:HIS:HD2	5:E:74:ARG:HH12	1.43	0.67
4:M:766:GLN:NE2	4:M:903:GLN:OE1	2.28	0.67
6:O:795:TRP:CD1	6:O:800:LYS:HZ2	2.13	0.67
8:Q:433:CYS:HB3	8:Q:438:ASP:HB3	1.77	0.67
9:R:745:PRO:HG2	9:R:815:ARG:NH2	2.09	0.67
12:U:811:ARG:HB3	12:U:815:MET:HE1	1.77	0.67
2:B:222:ARG:HB2	2:B:227:GLN:HA	1.76	0.67
2:K:179:ARG:NH2	2:K:181:THR:OG1	2.23	0.67
3:L:35:SER:HB2	3:L:54:LYS:HD3	1.77	0.67
4:M:1192:ARG:HG2	4:M:1206:ALA:HB1	1.75	0.67
2:K:22:VAL:HB	2:K:30:PRO:HA	1.77	0.67
3:L:121:PHE:HB3	3:L:128:LEU:HD11	1.76	0.67
6:O:335:ASP:N	6:O:342:HIS:O	2.28	0.67
1:A:411:HIS:HB3	1:A:414:LEU:HB3	1.75	0.66
3:C:141:ILE:HB	3:C:157:HIS:O	1.94	0.66
4:D:1093:TYR:CE1	4:D:1134:ILE:HA	2.30	0.66
6:F:356:ALA:HB1	6:F:360:ARG:NH1	2.11	0.66
2:K:331:THR:HG22	2:K:332:LYS:H	1.58	0.66

Continued on next page...

Continued from previous page...

Atom-1	Atom-2	Interatomic distance (Å)	Clash overlap (Å)
4:M:477:LYS:HB3	9:R:84:VAL:HB	1.76	0.66
10:S:738:ASP:HA	10:S:742:LEU:HD12	1.77	0.66
10:S:1356:MET:SD	10:S:1357:THR:N	2.68	0.66
10:S:1487:GLY:O	10:S:1492:ARG:NH1	2.28	0.66
12:U:195:LYS:HG3	12:U:200:HIS:HB2	1.76	0.66
4:D:433:GLY:N	11:T:114:SER:H	1.93	0.66
4:D:989:ALA:O	4:D:996:GLN:NE2	2.27	0.66
5:E:256:MET:H	5:E:270:THR:HG22	1.59	0.66
10:S:695:CYS:O	10:S:750:ARG:NH2	2.28	0.66
10:S:1982:GLU:OE2	10:S:1996:GLN:NE2	2.27	0.66
11:T:689:ARG:HH22	11:T:792:SER:HB3	1.58	0.66
2:B:183:ILE:HG13	2:B:195:TRP:HE3	1.59	0.66
3:C:113:ARG:NH1	4:D:1367:TYR:OH	2.28	0.66
3:C:287:ASN:OD1	3:C:292:VAL:N	2.26	0.66
3:C:306:LYS:HE2	3:C:316:ILE:HD13	1.76	0.66
1:J:13:ILE:HB	1:J:16:LEU:HG	1.76	0.66
2:K:267:HIS:HE1	2:K:269:SER:HB2	1.61	0.66
3:L:121:PHE:O	3:L:170:TRP:NE1	2.29	0.66
6:O:435:GLU:OE1	6:O:436:ARG:NH1	2.28	0.66
8:Q:355:ARG:HD2	12:U:29:VAL:HA	1.76	0.66
11:T:803:PRO:HD2	11:T:806:LEU:HD12	1.76	0.66
1:A:16:LEU:H	1:A:19:GLN:HE21	1.42	0.66
3:C:171:ASN:HD22	3:C:181:MET:HB2	1.60	0.66
4:D:1335:GLU:O	4:D:1338:ARG:HD3	1.96	0.66
6:F:816:ARG:NE	6:F:816:ARG:O	2.29	0.66
1:J:235:LEU:HA	1:J:238:MET:HE3	1.78	0.66
4:M:1204:ALA:HB2	10:S:468:GLN:HG3	1.78	0.66
10:S:625:VAL:HA	10:S:628:LEU:HD12	1.77	0.66
10:S:760:GLU:HG2	10:S:845:TYR:HE2	1.60	0.66
10:S:851:ASN:OD1	10:S:855:GLN:NE2	2.23	0.66
10:S:874:THR:OG1	10:S:878:GLN:OE1	2.14	0.66
1:A:591:SER:HB3	1:A:594:GLN:NE2	2.09	0.66
2:B:29:GLN:HG2	2:B:53:PHE:CE2	2.30	0.66
4:D:954:SER:HA	4:D:960:GLN:HE22	1.61	0.66
6:F:434:PRO:HA	6:F:437:HIS:HB3	1.76	0.66
8:H:355:ARG:HH22	8:H:358:LYS:NZ	1.94	0.66
8:H:721:GLN:NE2	8:H:723:MET:O	2.29	0.66
1:J:116:MET:HE1	1:J:134:ILE:HG13	1.77	0.66
6:O:343:PHE:CD2	6:O:679:LEU:HB2	2.30	0.66
6:O:387:TRP:HA	6:O:409:ARG:HH22	1.60	0.66
10:S:743:ARG:HB3	10:S:747:ARG:HH12	1.61	0.66

Continued on next page...

Continued from previous page...

Atom-1	Atom-2	Interatomic distance (Å)	Clash overlap (Å)
10:S:1891:LEU:O	10:S:1895:ILE:HD12	1.96	0.66
11:T:836:VAL:HB	11:T:840:GLN:HE21	1.61	0.66
12:U:505:LYS:H	12:U:526:ARG:HH21	1.44	0.66
1:A:432:TYR:O	1:A:436:HIS:ND1	2.29	0.66
2:B:114:GLN:O	2:B:115:ARG:NH1	2.26	0.66
4:D:1012:HIS:HB3	4:D:1015:GLN:NE2	2.10	0.66
4:D:1264:TRP:HE1	4:D:1283:ALA:HB2	1.58	0.66
7:G:21:MET:HE1	7:G:42:VAL:HG21	1.75	0.66
8:H:395:ARG:HB3	8:H:399:LYS:HZ3	1.60	0.66
1:J:409:PHE:HD1	1:J:415:TRP:HA	1.58	0.66
1:J:551:PHE:HE2	1:J:589:ILE:HG12	1.60	0.66
9:R:86:VAL:HG22	9:R:118:ILE:HD12	1.77	0.66
4:D:996:GLN:OE1	4:D:996:GLN:N	2.26	0.66
4:D:1058:HIS:HA	4:D:1061:VAL:HG22	1.77	0.66
4:D:1205:ILE:O	4:D:1209:SER:OG	2.10	0.66
6:F:435:GLU:OE1	6:F:436:ARG:NH1	2.28	0.66
6:F:650:SER:HB3	6:F:652:HIS:CD2	2.30	0.66
1:J:21:ARG:NH2	1:J:44:ASN:O	2.29	0.66
1:J:623:SER:O	1:J:627:ASN:N	2.28	0.66
2:K:142:VAL:HG11	2:K:183:ILE:HG21	1.78	0.66
10:S:743:ARG:O	10:S:747:ARG:NH1	2.28	0.66
3:C:284:VAL:HB	3:C:293:LEU:HD11	1.78	0.66
4:D:96:SER:HA	4:D:176:GLU:HB2	1.78	0.66
4:D:1078:ASN:O	4:D:1081:GLU:HG2	1.95	0.66
6:F:916:TYR:CD2	11:T:993:ILE:HG12	2.31	0.66
7:G:14:ASP:HB3	7:G:34:ASP:HB3	1.78	0.66
1:J:58:ARG:NE	1:J:60:ASP:HB2	2.10	0.66
1:J:572:TRP:CD1	1:J:575:LEU:HD22	2.31	0.66
6:O:342:HIS:ND1	6:O:679:LEU:O	2.28	0.66
6:O:356:ALA:HB1	6:O:360:ARG:NH1	2.11	0.66
8:Q:667:ASP:HA	8:Q:670:VAL:HG12	1.77	0.66
10:S:1776:GLN:OE1	10:S:1932:ARG:NH1	2.29	0.66
11:T:894:GLN:O	11:T:898:SER:OG	2.11	0.66
1:A:32:LEU:HB3	1:A:57:VAL:HB	1.78	0.66
4:D:1007:HIS:O	4:D:1012:HIS:N	2.28	0.66
4:D:1412:GLN:NE2	4:D:1415:MET:SD	2.69	0.66
7:G:164:PRO:HG2	7:G:224:GLY:H	1.59	0.66
8:H:344:LEU:O	8:H:349:MET:N	2.24	0.66
8:H:436:TRP:CA	8:H:495:VAL:HG22	2.26	0.66
6:O:687:ARG:O	6:O:691:VAL:HG23	1.96	0.66
6:O:763:LEU:HG	6:O:776:LEU:HD13	1.78	0.66

Continued on next page...

Continued from previous page...

Atom-1	Atom-2	Interatomic distance (Å)	Clash overlap (Å)
7:P:107:ASN:ND2	7:P:153:CYS:O	2.28	0.66
8:Q:355:ARG:HH22	8:Q:358:LYS:NZ	1.94	0.66
10:S:293:GLU:HA	10:S:296:LYS:HG2	1.78	0.66
1:A:109:LEU:HB2	1:A:141:GLU:OE2	1.96	0.66
2:B:296:THR:H	2:B:308:SER:HA	1.61	0.66
4:D:867:GLN:O	4:D:875:ASN:ND2	2.28	0.66
4:D:914:ALA:HB2	4:D:929:CYS:HB2	1.77	0.66
5:E:125:GLY:HA3	5:E:145:ASP:HB2	1.78	0.66
6:F:328:GLU:CD	6:F:355:TYR:HH	2.02	0.66
7:G:133:THR:HB	7:G:141:GLU:HB2	1.78	0.66
7:G:249:THR:OG1	7:G:251:CYS:SG	2.53	0.66
4:M:1218:LEU:HD22	4:M:1227:ALA:HB2	1.77	0.66
12:U:740:ASP:HA	12:U:743:ARG:HD2	1.78	0.66
2:B:100:ILE:H	2:B:115:ARG:NH1	1.93	0.65
9:I:279:LEU:HA	9:I:284:ILE:HG12	1.76	0.65
3:L:79:PHE:HA	3:L:81:ARG:HH22	1.61	0.65
4:M:398:ILE:HD11	4:M:414:LEU:HD12	1.78	0.65
6:O:350:THR:HA	6:O:353:HIS:HD1	1.60	0.65
12:U:607:LYS:HA	12:U:610:ILE:HD12	1.77	0.65
3:C:204:GLU:O	3:C:207:ARG:HD2	1.96	0.65
6:F:252:ARG:NH1	7:G:216:ASP:OD2	2.25	0.65
8:H:439:THR:HG21	8:H:495:VAL:HG21	1.78	0.65
3:L:254:ARG:C	3:L:255:LYS:HD2	2.21	0.65
8:Q:678:GLU:O	8:Q:682:GLN:NE2	2.30	0.65
10:S:510:TYR:O	10:S:513:MET:HB2	1.96	0.65
10:S:1341:THR:HG21	10:S:1423:SER:HA	1.78	0.65
11:T:474:ASN:ND2	11:T:491:THR:O	2.29	0.65
11:T:585:THR:HG23	11:T:629:LEU:HD22	1.78	0.65
12:U:50:ARG:NH1	12:U:52:SER:OG	2.29	0.65
5:E:179:PHE:HB3	5:E:195:LEU:HB2	1.78	0.65
7:G:181:ARG:HA	7:G:201:TRP:HZ3	1.61	0.65
9:R:87:MET:N	9:R:87:MET:SD	2.67	0.65
10:S:1341:THR:HG23	10:S:1426:TYR:HD2	1.61	0.65
1:A:544:ARG:NH1	1:A:545:MET:HG3	2.11	0.65
3:C:240:VAL:HG12	3:C:246:ARG:NH2	2.04	0.65
6:F:387:TRP:CZ3	6:F:637:MET:HE2	2.32	0.65
7:G:218:ALA:HB3	7:G:231:ALA:HB3	1.79	0.65
9:I:972:LEU:HD23	9:I:975:LYS:HZ1	1.60	0.65
1:J:482:GLY:HA3	2:K:86:LYS:HZ1	1.60	0.65
4:M:137:ILE:HG12	4:M:155:ILE:HD11	1.77	0.65
6:O:343:PHE:HE2	6:O:676:PHE:HA	1.60	0.65

Continued on next page...

Continued from previous page...

Atom-1	Atom-2	Interatomic distance (Å)	Clash overlap (Å)
10:S:1680:SER:HA	10:S:1762:TYR:HD1	1.61	0.65
1:A:372:VAL:HA	1:A:375:LEU:HD12	1.78	0.65
5:E:259:TRP:HE1	5:E:264:GLU:HA	1.61	0.65
8:H:412:ASN:OD1	8:H:413:LYS:N	2.28	0.65
8:H:487:LEU:HD11	8:H:495:VAL:HG11	1.79	0.65
4:M:338:ALA:HA	4:M:342:HIS:ND1	2.12	0.65
8:Q:207:GLU:OE1	8:Q:211:TRP:NE1	2.29	0.65
8:Q:412:ASN:OD1	8:Q:413:LYS:N	2.29	0.65
8:Q:508:LYS:HA	8:Q:511:ILE:HD12	1.79	0.65
8:Q:605:ASP:OD1	8:Q:606:PRO:HD2	1.97	0.65
10:S:496:ARG:O	10:S:499:SER:OG	2.12	0.65
10:S:1508:GLN:HB3	10:S:1510:GLN:HE22	1.62	0.65
11:T:929:THR:N	11:T:932:GLU:OE1	2.29	0.65
8:H:345:ILE:HD11	8:H:353:ALA:HB2	1.78	0.65
8:H:398:TRP:HE3	8:H:399:LYS:HD3	1.62	0.65
1:J:576:LEU:HD12	1:J:605:ARG:HH21	1.60	0.65
3:L:185:GLY:HA3	3:L:222:VAL:HG11	1.79	0.65
4:M:107:SER:HB2	4:M:112:LEU:HD13	1.78	0.65
4:D:59:ARG:HE	4:D:124:LEU:HA	1.62	0.65
4:D:1180:ARG:O	4:D:1184:LYS:HG2	1.97	0.65
4:D:1380:LEU:HD11	6:F:245:LEU:HG	1.79	0.65
7:G:190:LEU:HG	7:G:208:GLU:HG2	1.78	0.65
4:M:666:GLN:HA	4:M:747:LEU:HD21	1.78	0.65
4:M:1279:LYS:N	10:S:1242:GLN:O	2.27	0.65
6:O:835:LEU:O	6:O:839:VAL:HG23	1.97	0.65
7:P:82:LYS:HG2	7:P:84:ILE:HD11	1.79	0.65
2:B:73:LYS:NZ	6:O:278:ARG:H	1.95	0.65
2:B:244:VAL:HG22	2:B:248:LYS:HA	1.79	0.65
3:C:156:GLN:HG3	3:C:157:HIS:CD2	2.32	0.65
4:D:444:PRO:HG2	4:D:470:PHE:H	1.62	0.65
4:D:1357:VAL:HA	4:D:1360:LEU:HD12	1.78	0.65
9:I:750:TRP:O	9:I:753:SER:OG	2.12	0.65
9:I:1017:GLN:HA	9:I:1020:VAL:HG12	1.78	0.65
2:K:75:PRO:O	2:K:93:SER:OG	2.15	0.65
8:Q:175:THR:O	8:Q:178:THR:OG1	2.15	0.65
10:S:1402:LEU:O	10:S:1406:ILE:HG12	1.97	0.65
11:T:951:LEU:HG	11:T:955:HIS:CE1	2.32	0.65
1:A:75:SER:HB2	1:A:374:HIS:CE1	2.26	0.65
6:F:572:TYR:OH	6:F:598:ARG:HD3	1.97	0.65
9:I:189:ILE:HD12	9:I:229:GLY:H	1.60	0.65
4:M:526:ILE:HA	9:R:62:TYR:HD2	1.62	0.65

Continued on next page...

Continued from previous page...

Atom-1	Atom-2	Interatomic distance (Å)	Clash overlap (Å)
6:O:324:PRO:HA	6:O:327:ILE:HD12	1.79	0.65
6:O:672:GLU:HA	6:O:675:ILE:HD12	1.78	0.65
9:R:871:ARG:HH22	9:R:875:LEU:HD21	1.61	0.65
10:S:1099:VAL:HG12	10:S:1102:SER:H	1.61	0.65
12:U:377:ARG:HB3	12:U:378:ARG:HH21	1.62	0.65
12:U:536:TYR:HA	12:U:539:LYS:HG2	1.79	0.65
8:H:395:ARG:HB3	8:H:399:LYS:NZ	2.12	0.65
8:H:571:LEU:O	8:H:576:GLN:NE2	2.30	0.65
4:M:976:GLU:HA	4:M:979:ILE:HD12	1.78	0.65
4:M:1200:PRO:HB2	10:S:470:THR:HA	1.79	0.65
6:O:642:GLN:HA	6:O:647:THR:HG22	1.78	0.65
8:Q:606:PRO:HA	8:Q:609:ARG:HB2	1.79	0.65
10:S:1890:SER:HA	10:S:1985:TYR:HE2	1.62	0.65
12:U:246:ARG:HH12	12:U:524:VAL:HG11	1.62	0.65
12:U:249:GLY:O	12:U:252:GLN:NE2	2.30	0.65
2:B:114:GLN:NE2	2:B:158:ARG:HA	2.08	0.64
6:F:352:ILE:HG12	6:F:640:VAL:HG21	1.79	0.64
6:F:776:LEU:HA	6:F:779:PHE:HB2	1.79	0.64
1:J:496:PHE:HA	1:J:499:LEU:HD12	1.78	0.64
8:Q:869:ALA:HB2	8:Q:895:LEU:CD2	1.99	0.64
10:S:979:MET:HA	10:S:982:ILE:HD12	1.80	0.64
10:S:1730:LEU:HD13	10:S:1748:MET:HB3	1.79	0.64
4:D:558:ASN:ND2	4:D:852:LEU:O	2.29	0.64
6:F:635:TRP:HE1	6:F:658:HIS:CD2	2.14	0.64
9:I:74:ASN:ND2	9:I:466:ARG:HG2	2.12	0.64
1:J:148:GLU:HA	1:J:152:ILE:HD12	1.77	0.64
1:J:479:ARG:HB2	3:L:94:ASN:HB2	1.80	0.64
1:J:558:LEU:HB3	1:J:562:MET:HE1	1.78	0.64
2:K:88:ARG:HH12	2:K:155:ALA:HB1	1.60	0.64
4:M:116:GLU:O	4:M:126:ASN:ND2	2.30	0.64
4:M:1211:ALA:HB1	4:M:1236:LEU:HD11	1.78	0.64
6:O:278:ARG:HB2	6:O:282:THR:HB	1.79	0.64
6:O:654:GLN:HE22	6:O:681:ILE:HG13	1.61	0.64
8:Q:345:ILE:HD11	8:Q:353:ALA:HB2	1.78	0.64
8:Q:395:ARG:HB3	8:Q:399:LYS:NZ	2.12	0.64
8:Q:627:THR:OG1	8:Q:675:GLN:NE2	2.16	0.64
10:S:842:ALA:HA	10:S:845:TYR:CD2	2.33	0.64
10:S:1067:LEU:O	10:S:1073:THR:OG1	2.15	0.64
1:A:106:ARG:NH2	1:A:148:GLU:OE1	2.31	0.64
1:A:517:LEU:HD12	1:A:540:ARG:HD3	1.79	0.64
1:A:591:SER:HB3	1:A:594:GLN:HE21	1.62	0.64

Continued on next page...

Continued from previous page...

Atom-1	Atom-2	Interatomic distance (Å)	Clash overlap (Å)
7:G:211:SER:H	7:G:238:ARG:HH22	1.43	0.64
8:H:206:GLN:HA	8:H:209:VAL:HG22	1.79	0.64
8:H:436:TRP:HA	8:H:495:VAL:HG22	1.80	0.64
9:I:365:VAL:HG22	9:I:376:ILE:HD12	1.79	0.64
9:I:567:GLU:HB3	9:I:572:GLU:HG2	1.78	0.64
3:L:81:ARG:HH21	3:L:115:SER:HA	1.61	0.64
8:Q:556:LYS:NZ	8:Q:558:GLU:OE1	2.29	0.64
10:S:1438:ASP:HB2	10:S:1883:ASN:HA	1.79	0.64
1:A:38:LEU:HG	3:C:15:ILE:HG12	1.79	0.64
4:D:758:GLN:OE1	11:T:673:ARG:NH2	2.31	0.64
8:H:373:LYS:O	8:H:395:ARG:NE	2.31	0.64
9:I:655:GLN:HA	9:I:658:LEU:HD12	1.79	0.64
9:I:1081:LYS:NZ	9:I:1135:TYR:OH	2.29	0.64
7:P:111:TRP:CE2	7:P:120:LEU:HD13	2.33	0.64
9:R:286:LYS:NZ	9:R:288:ASP:OD1	2.29	0.64
10:S:508:LEU:HA	10:S:511:LEU:HD12	1.78	0.64
10:S:1347:SER:O	10:S:1350:THR:OG1	2.13	0.64
10:S:1396:HIS:NE2	10:S:1464:ASP:OD2	2.30	0.64
10:S:1645:LEU:HA	10:S:1648:LEU:HD12	1.78	0.64
4:D:780:CYS:SG	4:D:890:GLN:NE2	2.71	0.64
9:I:484:SER:HB3	9:I:527:MET:HG3	1.78	0.64
3:L:125:HIS:NE2	3:L:173:SER:O	2.31	0.64
6:O:504:ARG:NH1	6:O:525:VAL:O	2.31	0.64
6:O:621:PRO:HB3	6:O:633:LEU:HD23	1.80	0.64
8:Q:398:TRP:HE3	8:Q:399:LYS:HD3	1.62	0.64
8:Q:436:TRP:HE1	8:Q:487:LEU:HD21	1.63	0.64
9:R:64:HIS:HB3	9:R:67:ALA:HB3	1.79	0.64
9:R:726:CYS:O	9:R:730:GLN:NE2	2.29	0.64
3:C:304:LEU:HD12	3:C:317:GLY:HA3	1.80	0.64
6:F:785:ARG:HB2	6:F:788:HIS:ND1	2.13	0.64
7:G:192:LYS:HZ2	7:G:194:TRP:CD1	2.16	0.64
9:I:882:SER:HA	9:I:885:LEU:HD12	1.80	0.64
3:L:157:HIS:HE1	3:L:208:LYS:HG2	1.61	0.64
8:Q:373:LYS:O	8:Q:395:ARG:NE	2.31	0.64
9:R:618:MET:HE2	9:R:748:VAL:H	1.63	0.64
10:S:1016:ASN:O	10:S:1018:GLN:NE2	2.31	0.64
1:A:299:MET:HG2	1:A:301:THR:H	1.60	0.64
1:A:480:ARG:HE	1:A:482:GLY:H	1.44	0.64
2:B:120:HIS:ND1	2:B:147:ASP:OD1	2.26	0.64
4:D:1340:TYR:CE2	4:D:1352:LEU:HD11	2.32	0.64
4:M:914:ALA:HB2	4:M:929:CYS:CB	2.28	0.64

Continued on next page...

Continued from previous page...

Atom-1	Atom-2	Interatomic distance (Å)	Clash overlap (Å)
8:Q:174:ASN:HA	8:Q:177:ILE:HD12	1.79	0.64
8:Q:525:TRP:HB3	8:Q:533:LEU:HD11	1.78	0.64
8:Q:889:ARG:HA	8:Q:892:LEU:HD12	1.80	0.64
9:R:853:PHE:HD1	9:R:881:PHE:HD1	1.46	0.64
10:S:783:GLN:OE1	10:S:794:ALA:N	2.30	0.64
11:T:382:SER:HB3	11:T:446:ILE:HD12	1.80	0.64
2:B:70:CYS:HB3	2:B:108:GLN:HG3	1.78	0.64
9:I:99:MET:HG3	9:I:100:ALA:H	1.63	0.64
9:I:392:MET:HE1	9:I:394:LEU:HB2	1.78	0.64
4:M:343:LYS:HG3	4:M:397:LEU:HD23	1.79	0.64
7:P:107:ASN:OD1	7:P:108:SER:N	2.30	0.64
8:Q:262:VAL:HG13	8:Q:445:LYS:HZ1	1.62	0.64
8:Q:346:ARG:NH2	8:Q:438:ASP:OD1	2.30	0.64
10:S:992:LEU:HD21	10:S:1000:ALA:HB3	1.80	0.64
10:S:1090:SER:HA	10:S:1093:GLN:HE21	1.62	0.64
11:T:465:GLU:HA	11:T:468:TYR:HD2	1.63	0.64
12:U:483:LEU:HD23	12:U:485:ARG:H	1.63	0.64
1:A:299:MET:SD	1:A:305:PHE:HB2	2.38	0.64
1:A:518:ASP:HA	1:A:521:ASP:HB2	1.77	0.64
4:D:55:GLU:HA	4:D:814:SER:H	1.61	0.64
6:F:255:TRP:HB3	7:G:271:ILE:HG22	1.79	0.64
6:F:784:ALA:HA	6:F:795:TRP:HE1	1.63	0.64
6:F:828:LEU:HA	6:F:831:LYS:HZ3	1.61	0.64
7:G:20:GLN:HB2	7:G:65:TRP:HE1	1.63	0.64
8:H:199:SER:HA	8:H:202:TRP:HE3	1.63	0.64
2:K:140:GLU:OE1	2:K:162:ARG:NH2	2.31	0.64
3:L:61:TRP:N	3:L:77:CYS:O	2.30	0.64
8:Q:331:ARG:O	8:Q:335:ILE:HG12	1.98	0.64
9:R:206:VAL:HG11	9:R:289:LEU:HD12	1.80	0.64
10:S:338:ARG:HG2	10:S:399:LEU:HB3	1.79	0.64
10:S:979:MET:O	10:S:983:HIS:ND1	2.31	0.64
10:S:1464:ASP:O	10:S:1467:SER:OG	2.11	0.64
1:A:112:CYS:O	1:A:116:MET:HB2	1.98	0.64
6:F:757:LYS:HB3	6:F:761:ARG:HH12	1.62	0.64
9:I:752:ALA:HB2	9:I:799:ASP:HB3	1.79	0.64
1:J:84:LYS:O	2:K:309:ARG:NH2	2.31	0.64
1:J:497:ALA:O	1:J:501:SER:OG	2.09	0.64
1:J:637:LEU:O	1:J:641:LEU:HG	1.98	0.64
6:O:324:PRO:HB2	6:O:636:HIS:CE1	2.33	0.64
7:P:218:ALA:O	7:P:269:TRP:NE1	2.27	0.64
8:Q:302:LEU:HD23	12:U:111:LEU:HD21	1.79	0.64

Continued on next page...

Continued from previous page...

Atom-1	Atom-2	Interatomic distance (Å)	Clash overlap (Å)
9:R:567:GLU:CD	9:R:573:ALA:H	2.05	0.64
10:S:877:GLU:N	10:S:877:GLU:OE2	2.30	0.64
1:A:306:LEU:HD13	1:A:329:SER:HB2	1.80	0.63
2:B:6:ALA:HB2	2:B:63:GLN:HB2	1.80	0.63
6:F:612:GLN:CA	12:U:183:MET:HG3	2.02	0.63
7:G:23:TYR:CZ	7:G:68:PRO:HD3	2.33	0.63
4:M:896:ARG:NH2	5:N:165:ARG:O	2.31	0.63
4:M:1137:GLU:O	6:O:850:ARG:NE	2.31	0.63
7:P:157:SER:O	7:P:182:PHE:HB2	1.98	0.63
1:A:507:GLU:OE1	1:A:511:ARG:NH2	2.31	0.63
1:A:594:GLN:HA	1:A:597:GLU:CD	2.23	0.63
2:B:225:ASN:ND2	2:B:272:ASP:OD1	2.30	0.63
3:C:55:THR:HG23	3:C:86:TRP:NE1	2.12	0.63
3:C:227:PHE:HB3	3:C:236:HIS:CE1	2.33	0.63
6:F:379:THR:CB	6:F:633:LEU:CD2	2.76	0.63
6:F:648:HIS:CD2	12:U:175:ARG:HH21	2.16	0.63
8:H:688:ARG:HG3	8:H:689:LYS:HD2	1.80	0.63
5:N:185:GLU:HB3	5:N:189:THR:HG22	1.80	0.63
6:O:498:ILE:HG13	8:Q:314:LEU:HD22	1.80	0.63
7:P:33:SER:HA	7:P:35:ARG:HH21	1.63	0.63
7:P:264:VAL:HA	7:P:280:GLY:HA2	1.80	0.63
8:Q:335:ILE:HA	8:Q:338:LEU:HD12	1.79	0.63
10:S:756:TRP:NE1	10:S:839:LEU:HB2	2.13	0.63
12:U:671:ILE:HG12	12:U:674:ARG:HH21	1.63	0.63
1:A:330:LEU:HD23	1:A:334:LEU:HD23	1.79	0.63
2:B:262:TRP:CD1	2:B:278:SER:HB3	2.33	0.63
4:D:41:ASN:HD21	4:D:429:ARG:HH11	1.46	0.63
8:H:206:GLN:HB2	8:H:503:TYR:HD2	1.63	0.63
8:H:297:LYS:O	8:H:301:MET:HB2	1.99	0.63
1:J:472:ALA:HB2	1:J:487:TRP:HB2	1.79	0.63
1:J:572:TRP:HD1	1:J:575:LEU:HD22	1.62	0.63
3:L:66:ALA:HB3	3:L:73:VAL:HB	1.80	0.63
4:M:395:GLU:HA	9:R:184:HIS:HE1	1.63	0.63
4:M:1350:ALA:O	4:M:1354:LEU:HG	1.99	0.63
6:O:859:ARG:NH2	6:O:862:ASN:OD1	2.31	0.63
7:P:83:VAL:O	7:P:98:GLU:HA	1.98	0.63
9:R:200:CYS:HB3	9:R:213:LEU:HD11	1.81	0.63
9:R:223:LEU:HD22	9:R:233:GLN:HG3	1.78	0.63
12:U:451:GLU:O	12:U:457:ASN:N	2.32	0.63
1:A:16:LEU:H	1:A:19:GLN:NE2	1.97	0.63
6:F:324:PRO:HB3	6:F:355:TYR:CE1	2.33	0.63

Continued on next page...

Continued from previous page...

Atom-1	Atom-2	Interatomic distance (Å)	Clash overlap (Å)
8:H:434:GLU:O	8:H:494:ARG:CB	2.46	0.63
8:H:436:TRP:HE1	8:H:487:LEU:HD21	1.63	0.63
1:J:428:LEU:HB3	1:J:432:TYR:CE2	2.33	0.63
4:M:895:VAL:HG11	4:M:913:LEU:HD13	1.80	0.63
7:P:72:ASN:ND2	7:P:88:GLU:OE1	2.27	0.63
11:T:882:LEU:O	11:T:885:ARG:NH1	2.31	0.63
11:T:899:SER:N	11:T:902:ASN:OD1	2.31	0.63
1:A:87:GLU:O	2:B:316:ASN:ND2	2.32	0.63
1:A:157:ALA:HB2	1:A:317:VAL:HG22	1.81	0.63
3:C:250:MET:HG3	3:C:268:ILE:HG12	1.81	0.63
5:E:218:VAL:HG11	5:E:261:LYS:HA	1.79	0.63
6:F:614:ASP:N	12:U:187:ARG:HH22	1.97	0.63
6:F:902:GLU:HA	6:F:905:ALA:HB3	1.81	0.63
1:J:129:LYS:NZ	1:J:133:GLN:OE1	2.25	0.63
4:M:619:TYR:HB2	4:M:657:ILE:HD13	1.80	0.63
5:N:149:CYS:HB3	5:N:162:PHE:HB2	1.80	0.63
8:Q:181:LYS:HD3	8:Q:201:LEU:HD21	1.81	0.63
10:S:1785:LEU:HD12	10:S:1965:GLU:HB3	1.80	0.63
1:A:310:LEU:HD12	1:A:314:HIS:HB2	1.80	0.63
1:A:455:CYS:SG	1:A:460:MET:HB3	2.39	0.63
3:C:88:GLU:OE2	3:C:102:HIS:N	2.26	0.63
3:C:208:LYS:HZ3	3:C:209:TYR:HB2	1.64	0.63
4:D:624:MET:HE2	4:D:645:ILE:HG12	1.80	0.63
4:D:1056:ASN:HA	6:F:910:ARG:CZ	2.28	0.63
4:D:1192:ARG:HG2	4:D:1206:ALA:HB1	1.79	0.63
7:G:59:PRO:HD2	7:G:79:TYR:HB3	1.81	0.63
7:G:110:CYS:O	7:G:158:TRP:NE1	2.22	0.63
8:H:908:ASP:HB2	8:H:914:ILE:HA	1.80	0.63
3:L:26:ARG:NH1	3:L:40:ASP:HB3	2.13	0.63
4:M:1382:TRP:CD2	7:P:59:PRO:HD3	2.34	0.63
4:M:1401:ASN:HB3	10:S:790:GLU:HG2	1.80	0.63
5:N:227:VAL:HG13	5:N:257:PHE:HB2	1.80	0.63
6:O:538:HIS:HA	6:O:542:MET:HG2	1.79	0.63
12:U:93:VAL:O	12:U:94:LYS:NZ	2.24	0.63
1:A:548:GLN:HG2	1:A:550:GLN:HG2	1.80	0.63
4:D:1180:ARG:HH12	4:D:1233:THR:HA	1.63	0.63
5:E:191:ARG:NH1	5:E:202:LEU:O	2.32	0.63
6:F:752:TRP:HB2	6:F:792:ILE:HD11	1.79	0.63
8:H:833:ARG:O	8:H:837:MET:HB2	1.99	0.63
1:J:342:PRO:O	1:J:346:ILE:HG12	1.99	0.63
4:M:124:LEU:HB2	4:M:184:GLN:HA	1.80	0.63

Continued on next page...

Continued from previous page...

Atom-1	Atom-2	Interatomic distance (Å)	Clash overlap (Å)
7:P:84:ILE:HG23	7:P:95:LYS:HZ2	1.64	0.63
10:S:316:ASN:HB2	10:S:318:GLN:HE22	1.63	0.63
10:S:1910:TYR:O	10:S:2010:ARG:NH1	2.30	0.63
11:T:83:VAL:HG22	11:T:96:VAL:HG22	1.81	0.63
12:U:25:GLU:OE2	12:U:33:LEU:N	2.28	0.63
12:U:224:LEU:HA	12:U:227:MET:HE2	1.79	0.63
1:A:432:TYR:HB3	1:A:436:HIS:CE1	2.34	0.63
2:B:215:VAL:HG21	2:B:236:ASP:H	1.63	0.63
7:G:128:ALA:HA	7:G:148:ALA:HB3	1.81	0.63
9:I:894:LYS:HD2	9:I:897:LYS:HD3	1.81	0.63
2:K:319:GLN:OE1	2:K:320:SER:N	2.31	0.63
4:M:682:MET:SD	4:M:767:LEU:HD23	2.39	0.63
8:Q:815:VAL:HG12	8:Q:877:GLN:HG3	1.81	0.63
10:S:262:GLY:HA2	10:S:371:GLU:HG2	1.79	0.63
1:A:111:ALA:HA	1:A:114:GLU:CD	2.24	0.63
2:B:167:ALA:N	2:B:202:ASN:OD1	2.27	0.63
3:C:305:TRP:HA	3:C:314:LYS:O	1.98	0.63
6:F:795:TRP:CD1	6:F:800:LYS:HZ1	2.16	0.63
8:H:436:TRP:HA	8:H:495:VAL:CG2	2.29	0.63
4:M:344:LEU:HG	4:M:359:VAL:HG22	1.80	0.63
4:M:1180:ARG:NH2	4:M:1183:GLU:OE2	2.31	0.63
7:P:110:CYS:SG	7:P:158:TRP:NE1	2.72	0.63
10:S:552:TRP:CD1	10:S:615:LEU:HD21	2.34	0.63
10:S:1567:GLN:HA	10:S:1570:ILE:HD12	1.80	0.63
11:T:838:SER:HA	11:T:841:HIS:HD2	1.64	0.63
1:A:55:TYR:OH	3:C:5:ARG:HD3	1.99	0.62
1:A:129:LYS:O	1:A:133:GLN:NE2	2.32	0.62
1:A:439:ARG:CZ	3:C:22:PHE:HA	2.28	0.62
1:A:597:GLU:HA	1:A:600:ARG:NE	2.13	0.62
3:C:38:VAL:HB	3:C:51:ALA:HB3	1.81	0.62
3:C:82:THR:HG22	3:C:110:VAL:HA	1.81	0.62
5:E:84:THR:OG1	5:E:92:LEU:O	2.13	0.62
9:I:223:LEU:HD21	9:I:231:MET:HE2	1.81	0.62
2:K:101:PHE:HE1	2:K:112:VAL:HG22	1.63	0.62
2:K:251:MET:N	2:K:251:MET:SD	2.72	0.62
3:L:141:ILE:HB	3:L:157:HIS:HB2	1.80	0.62
3:L:157:HIS:CE1	3:L:208:LYS:HG2	2.33	0.62
7:P:35:ARG:HH22	7:P:60:VAL:H	1.44	0.62
8:Q:208:MET:HA	8:Q:211:TRP:HD1	1.63	0.62
9:R:567:GLU:OE2	9:R:573:ALA:N	2.32	0.62
10:S:955:GLU:O	10:S:977:ARG:NH2	2.32	0.62

Continued on next page...

Continued from previous page...

Atom-1	Atom-2	Interatomic distance (Å)	Clash overlap (Å)
10:S:1485:CYS:O	10:S:1492:ARG:NH2	2.32	0.62
1:A:254:LEU:O	1:A:257:GLN:HG2	1.99	0.62
2:B:8:LYS:HB2	2:B:367:ILE:HG22	1.80	0.62
4:D:1092:ASN:HB2	4:D:1095:LYS:HE2	1.81	0.62
6:F:538:HIS:HA	6:F:542:MET:HG2	1.80	0.62
6:F:557:GLU:HA	6:F:560:PHE:CE2	2.34	0.62
6:F:661:TYR:HA	6:F:664:GLN:HG2	1.81	0.62
6:F:892:ALA:HA	6:F:895:ILE:HG12	1.81	0.62
8:H:125:ASP:HB3	8:H:186:ARG:HH22	1.63	0.62
1:J:93:SER:HA	2:K:318:ASN:H	1.64	0.62
4:M:449:ALA:N	9:R:127:SER:OG	2.30	0.62
4:M:934:ALA:HA	4:M:937:VAL:HG13	1.81	0.62
8:Q:242:LYS:NZ	8:Q:375:TYR:O	2.26	0.62
8:Q:718:TRP:HE1	8:Q:724:ASP:HA	1.64	0.62
9:R:332:TYR:HA	9:R:346:SER:HA	1.81	0.62
10:S:400:MET:HB3	10:S:403:LYS:HB2	1.81	0.62
10:S:536:GLY:N	10:S:553:ASP:OD2	2.30	0.62
10:S:1744:LYS:HB3	10:S:1748:MET:HE1	1.80	0.62
2:B:194:LEU:HB3	2:B:206:GLN:HB3	1.81	0.62
3:C:249:THR:O	3:C:268:ILE:HA	1.99	0.62
1:J:245:GLY:HA3	10:S:1576:GLY:HA3	1.79	0.62
4:M:346:LEU:HB2	4:M:355:LEU:HD21	1.81	0.62
6:O:386:LEU:HB2	6:O:387:TRP:CE3	2.33	0.62
7:P:286:THR:HG1	7:P:288:TRP:CD1	2.17	0.62
8:Q:335:ILE:HD13	8:Q:338:LEU:HD12	1.81	0.62
10:S:823:GLY:HA2	10:S:839:LEU:HD11	1.81	0.62
11:T:503:LYS:O	11:T:565:ARG:NH2	2.32	0.62
12:U:383:SER:H	12:U:389:ARG:HD2	1.64	0.62
12:U:599:ILE:O	12:U:603:THR:OG1	2.13	0.62
4:D:1014:SER:HB3	11:T:927:THR:HG21	1.79	0.62
6:F:917:LEU:HD22	11:T:953:VAL:HG13	1.80	0.62
8:H:628:LYS:HZ2	8:H:678:GLU:HB3	1.63	0.62
6:O:504:ARG:O	6:O:508:LEU:HG	2.00	0.62
8:Q:297:LYS:O	8:Q:301:MET:HB2	1.99	0.62
8:Q:534:LEU:H	8:Q:537:LEU:HD13	1.64	0.62
9:R:624:LEU:HD22	9:R:729:ARG:HH12	1.64	0.62
10:S:762:VAL:HG22	10:S:766:PHE:CE2	2.35	0.62
10:S:859:ARG:NH1	10:S:863:LEU:HD11	2.14	0.62
12:U:456:VAL:HB	12:U:463:TYR:HB2	1.80	0.62
6:F:387:TRP:CE3	6:F:637:MET:CE	2.82	0.62
7:G:210:HIS:NE2	7:G:238:ARG:O	2.31	0.62

Continued on next page...

Continued from previous page...

Atom-1	Atom-2	Interatomic distance (Å)	Clash overlap (Å)
7:G:269:TRP:CD2	7:G:276:LEU:HD13	2.34	0.62
9:I:128:ALA:HA	9:I:131:MET:HE3	1.81	0.62
2:K:222:ARG:NH1	2:K:222:ARG:O	2.29	0.62
3:L:120:LYS:HG3	3:L:170:TRP:HE1	1.65	0.62
4:M:65:SER:O	4:M:67:ARG:NH1	2.33	0.62
6:O:335:ASP:HB2	6:O:342:HIS:HB3	1.82	0.62
10:S:1796:GLN:NE2	10:S:1799:GLN:O	2.32	0.62
11:T:159:VAL:HG12	11:T:165:VAL:HG22	1.82	0.62
11:T:473:TYR:O	11:T:491:THR:OG1	2.15	0.62
12:U:254:ALA:O	12:U:258:GLN:NE2	2.33	0.62
2:B:153:PHE:HE1	2:B:160:VAL:HG23	1.65	0.62
4:D:547:ARG:HB2	4:D:565:LYS:HD2	1.81	0.62
5:E:284:HIS:HB2	5:E:291:ILE:HD13	1.81	0.62
9:I:106:GLY:O	9:I:121:LYS:NZ	2.31	0.62
1:J:70:LYS:HA	2:K:245:ARG:HH21	1.64	0.62
4:M:95:LEU:HD21	4:M:176:GLU:H	1.62	0.62
6:O:432:TYR:HA	6:O:436:ARG:HE	1.64	0.62
7:P:35:ARG:HH22	7:P:60:VAL:N	1.97	0.62
7:P:219:TRP:HA	7:P:230:ILE:HG13	1.81	0.62
8:Q:685:ALA:HA	8:Q:688:ARG:HE	1.65	0.62
9:R:863:THR:OG1	9:R:868:ARG:NH2	2.32	0.62
9:R:888:TRP:HA	9:R:891:GLU:OE1	1.99	0.62
10:S:1590:ARG:HG2	10:S:1592:GLU:HG3	1.82	0.62
11:T:579:ARG:O	11:T:582:LEU:HG	1.99	0.62
11:T:702:SER:OG	11:T:706:LYS:NZ	2.32	0.62
12:U:220:ASN:OD1	12:U:221:VAL:N	2.33	0.62
4:D:108:TYR:OH	4:D:129:ARG:NH1	2.33	0.62
6:F:386:LEU:O	6:F:608:TYR:CZ	2.52	0.62
8:H:771:ALA:N	8:H:775:GLU:OE1	2.27	0.62
1:J:120:SER:O	1:J:124:ARG:NH1	2.33	0.62
1:J:501:SER:O	1:J:505:LEU:HG	1.99	0.62
2:K:154:ARG:HG2	2:K:161:LEU:HD22	1.81	0.62
2:K:228:HIS:ND1	2:K:243:ASP:OD1	2.33	0.62
8:Q:309:PRO:HG2	8:Q:325:PRO:HG2	1.82	0.62
9:R:778:ASP:H	9:R:781:LEU:HD22	1.64	0.62
10:S:1180:ILE:HA	10:S:1183:ILE:HD12	1.82	0.62
1:A:302:TRP:CH2	1:A:347:LEU:HD11	2.35	0.62
2:B:114:GLN:C	2:B:115:ARG:HH11	2.06	0.62
2:B:323:CYS:SG	2:B:324:ALA:N	2.73	0.62
4:D:472:ILE:HD12	4:D:815:GLY:HA2	1.81	0.62
4:D:1270:ASN:ND2	4:D:1270:ASN:O	2.32	0.62

Continued on next page...

Continued from previous page...

Atom-1	Atom-2	Interatomic distance (Å)	Clash overlap (Å)
4:D:1342:LYS:O	4:D:1342:LYS:NZ	2.27	0.62
5:E:255:ARG:CZ	5:E:273:PRO:HG3	2.30	0.62
6:F:607:LEU:HD22	6:F:618:LEU:CD1	2.29	0.62
2:K:204:PRO:HG2	2:K:207:ILE:HD11	1.82	0.62
4:M:331:SER:HB2	4:M:334:ILE:HG13	1.81	0.62
6:O:716:GLN:OE1	6:O:717:ARG:NH1	2.32	0.62
10:S:734:GLN:HG3	10:S:737:ARG:HH21	1.63	0.62
12:U:338:VAL:HG22	12:U:341:ARG:HH21	1.64	0.62
1:A:251:GLU:HA	1:A:254:LEU:HD12	1.81	0.62
1:A:385:PHE:O	1:A:389:ASN:ND2	2.21	0.62
3:C:240:VAL:HB	3:C:246:ARG:HB2	1.81	0.62
4:D:116:GLU:OE2	4:D:185:SER:OG	2.17	0.62
4:D:924:HIS:CD2	5:E:74:ARG:HH12	2.18	0.62
7:G:124:SER:O	7:G:153:CYS:HB3	2.00	0.62
8:H:355:ARG:HH22	8:H:358:LYS:HZ2	1.47	0.62
1:J:58:ARG:HG2	1:J:64:TYR:HE2	1.65	0.62
1:J:434:LYS:HA	1:J:437:MET:HE2	1.82	0.62
2:K:288:ALA:HB3	2:K:335:LEU:HA	1.80	0.62
3:L:202:TYR:HA	3:L:209:TYR:HA	1.80	0.62
6:O:386:LEU:HB2	6:O:387:TRP:CZ3	2.35	0.62
7:P:81:ARG:HD3	7:P:102:HIS:HD2	1.65	0.62
9:R:268:VAL:HG12	9:R:278:THR:HG22	1.81	0.62
9:R:918:HIS:O	9:R:921:TRP:NE1	2.32	0.62
9:R:1049:ASP:HB3	9:R:1052:GLU:HB3	1.81	0.62
2:B:10:VAL:HG12	2:B:366:ALA:HA	1.82	0.62
4:D:1180:ARG:HH22	4:D:1233:THR:HG23	1.65	0.62
4:D:1303:THR:HA	4:D:1306:HIS:HD2	1.64	0.62
4:D:1322:ASN:OD1	4:D:1323:TRP:N	2.33	0.62
6:F:386:LEU:HB2	6:F:387:TRP:CZ3	2.35	0.62
6:F:551:GLN:NE2	6:F:555:MET:HE3	2.14	0.62
7:G:63:VAL:HA	7:G:75:ALA:O	1.99	0.62
8:H:309:PRO:HG2	8:H:325:PRO:HG2	1.82	0.62
1:J:4:LEU:HD22	1:J:364:ILE:HD11	1.82	0.62
1:J:449:LEU:HA	1:J:452:LEU:HD12	1.82	0.62
3:L:246:ARG:NH2	3:L:275:ASP:OD1	2.33	0.62
4:M:446:ASP:OD1	9:R:130:LEU:N	2.33	0.62
5:N:151:ILE:O	5:N:159:ILE:N	2.33	0.62
6:O:551:GLN:NE2	6:O:555:MET:HE3	2.14	0.62
6:O:760:THR:OG1	6:O:761:ARG:NH1	2.32	0.62
7:P:56:HIS:HA	7:P:82:LYS:HZ1	1.64	0.62
8:Q:201:LEU:HD12	8:Q:205:GLN:HE22	1.63	0.62

Continued on next page...

Continued from previous page...

Atom-1	Atom-2	Interatomic distance (Å)	Clash overlap (Å)
8:Q:233:GLU:OE2	8:Q:251:ARG:NE	2.33	0.62
10:S:307:ILE:HD12	10:S:347:LEU:HB3	1.82	0.62
4:D:329:PRO:HB2	11:T:68:TYR:HE2	1.64	0.61
7:G:105:SER:O	7:G:124:SER:OG	2.16	0.61
8:H:441:TRP:CD1	8:H:445:LYS:HZ3	2.17	0.61
8:H:545:LEU:HA	8:H:548:PHE:HD2	1.65	0.61
9:I:824:ALA:O	9:I:827:ARG:HD3	1.99	0.61
9:I:854:ASP:OD1	9:I:855:ILE:N	2.32	0.61
4:M:418:ASN:ND2	4:M:543:GLU:OE1	2.25	0.61
5:N:255:ARG:NH1	5:N:299:GLY:O	2.33	0.61
10:S:264:LEU:H	10:S:376:SER:HB2	1.64	0.61
10:S:1079:ARG:HA	10:S:1082:ARG:NE	2.15	0.61
10:S:1648:LEU:HD21	10:S:1678:ILE:HG21	1.82	0.61
11:T:5:GLU:HG2	11:T:430:SER:HB2	1.82	0.61
3:C:296:SER:HB2	3:C:302:VAL:HG22	1.81	0.61
4:D:793:ASN:ND2	4:D:883:MET:O	2.33	0.61
6:F:722:ALA:HA	6:F:725:ILE:HG12	1.81	0.61
8:H:903:LEU:C	9:I:895:ARG:HH12	2.07	0.61
9:I:674:VAL:HA	9:I:677:ARG:HH11	1.65	0.61
9:I:888:TRP:HZ3	9:I:894:LYS:HZ1	1.48	0.61
9:I:993:PRO:HB2	9:I:996:LEU:HB2	1.83	0.61
1:J:97:GLN:O	1:J:101:VAL:HG22	2.00	0.61
1:J:115:GLU:O	1:J:118:THR:OG1	2.16	0.61
4:M:604:SER:OG	4:M:669:ARG:NH2	2.31	0.61
4:M:1107:LEU:C	4:M:1120:GLN:HE21	2.08	0.61
6:O:428:GLU:HG3	6:O:431:LEU:HD12	1.82	0.61
7:P:95:LYS:CE	7:P:98:GLU:HB2	2.29	0.61
8:Q:362:GLN:O	8:Q:365:ARG:N	2.33	0.61
9:R:275:CYS:SG	9:R:370:TYR:HA	2.40	0.61
9:R:871:ARG:HH12	9:R:875:LEU:HG	1.66	0.61
10:S:448:ARG:HH11	10:S:516:GLY:N	1.98	0.61
10:S:1140:LEU:HD11	10:S:1180:ILE:HB	1.81	0.61
10:S:1338:PHE:CE1	10:S:1422:GLY:HA3	2.34	0.61
10:S:1428:LEU:HD12	10:S:1431:ALA:HB3	1.82	0.61
12:U:33:LEU:O	12:U:37:GLN:HG2	2.00	0.61
12:U:169:GLU:OE2	12:U:487:ARG:NH2	2.33	0.61
4:D:1000:ARG:HB2	4:D:1023:ILE:HD11	1.82	0.61
4:D:1078:ASN:HB2	4:D:1081:GLU:HG2	1.81	0.61
5:E:11:TYR:HB2	5:E:321:PHE:HB2	1.80	0.61
5:E:272:TYR:HE2	5:E:275:LYS:HG2	1.63	0.61
7:G:192:LYS:HB3	7:G:194:TRP:CH2	2.35	0.61

Continued on next page...

Continued from previous page...

Atom-1	Atom-2	Interatomic distance (Å)	Clash overlap (Å)
7:G:284:LYS:HD3	7:G:303:ASN:HA	1.82	0.61
1:J:354:ASP:HB3	1:J:357:GLN:HG2	1.81	0.61
2:K:184:LEU:HD21	2:K:192:LEU:HD22	1.83	0.61
9:R:167:LEU:HD11	9:R:182:ILE:HG22	1.81	0.61
9:R:866:GLN:O	9:R:870:GLN:HG2	2.00	0.61
10:S:1609:PRO:O	10:S:1614:ARG:NH1	2.32	0.61
11:T:224:SER:N	11:T:238:GLY:O	2.33	0.61
12:U:610:ILE:HG21	12:U:633:ALA:HB2	1.81	0.61
6:F:386:LEU:HB2	6:F:387:TRP:CE3	2.34	0.61
6:F:660:SER:O	6:F:664:GLN:NE2	2.21	0.61
6:F:724:TRP:HA	6:F:727:LYS:HD2	1.81	0.61
7:G:230:ILE:O	7:G:241:ILE:HA	1.99	0.61
9:I:572:GLU:HB2	11:T:575:ALA:HB1	1.83	0.61
1:J:266:HIS:HB3	1:J:272:PHE:HB2	1.82	0.61
9:R:567:GLU:HG2	9:R:572:GLU:HA	1.81	0.61
1:A:490:ARG:NE	1:A:490:ARG:HA	2.15	0.61
3:C:287:ASN:OD1	3:C:291:THR:N	2.29	0.61
4:D:1338:ARG:NH1	4:D:1339:LEU:HD22	2.15	0.61
9:I:1075:ASP:HA	9:R:578:ASN:O	1.99	0.61
1:J:489:ILE:HB	2:K:26:SER:HA	1.83	0.61
4:M:1143:GLN:HB3	4:M:1177:LEU:HD21	1.83	0.61
10:S:462:CYS:SG	10:S:492:SER:OG	2.58	0.61
12:U:399:ASP:H	12:U:433:GLN:HE21	1.49	0.61
1:A:439:ARG:NH1	3:C:21:ASP:O	2.33	0.61
4:D:1065:ILE:HG21	4:D:1083:LEU:HD21	1.81	0.61
4:D:1380:LEU:HD13	6:F:246:PHE:HD1	1.65	0.61
6:F:341:PRO:HD2	6:F:720:LEU:HD23	1.83	0.61
6:F:607:LEU:HD22	6:F:615:LEU:HD22	1.80	0.61
7:G:67:HIS:CE1	7:G:113:PRO:HA	2.35	0.61
8:H:436:TRP:HB3	8:H:498:GLU:OE2	2.00	0.61
3:L:78:SER:OG	3:L:79:PHE:N	2.31	0.61
4:M:1040:LEU:HD22	4:M:1045:GLN:HB2	1.82	0.61
5:N:250:HIS:NE2	5:N:269:THR:O	2.33	0.61
6:O:263:HIS:C	6:O:304:VAL:HG13	2.26	0.61
6:O:474:GLY:C	6:O:479:ARG:HH12	2.09	0.61
6:O:475:SER:HB3	8:Q:390:GLU:HA	1.82	0.61
6:O:557:GLU:HA	6:O:560:PHE:CE2	2.34	0.61
8:Q:644:HIS:HB3	8:Q:839:LEU:HG	1.83	0.61
9:R:499:GLN:NE2	9:R:503:ASP:OD2	2.33	0.61
1:A:27:TRP:HZ3	3:C:288:ILE:HG12	1.66	0.61
8:H:362:GLN:O	8:H:365:ARG:N	2.33	0.61

Continued on next page...

Continued from previous page...

Atom-1	Atom-2	Interatomic distance (Å)	Clash overlap (Å)
9:I:141:SER:OG	9:I:143:SER:OG	2.18	0.61
9:I:767:HIS:HA	9:I:770:ILE:HD12	1.83	0.61
3:L:241:ALA:HB1	3:L:281:VAL:HG12	1.83	0.61
4:M:1351:GLU:O	4:M:1354:LEU:N	2.33	0.61
8:Q:678:GLU:HA	8:Q:681:LYS:HD2	1.83	0.61
10:S:896:ILE:HG21	10:S:917:LEU:HD21	1.82	0.61
12:U:242:THR:HB	12:U:246:ARG:HH21	1.66	0.61
1:A:565:ARG:CZ	1:A:605:ARG:HH12	2.14	0.61
1:A:565:ARG:HD2	1:A:572:TRP:HH2	1.66	0.61
1:A:599:MET:HA	1:A:602:LEU:HD12	1.83	0.61
5:E:191:ARG:NH1	5:E:192:PHE:O	2.34	0.61
6:F:240:MET:N	6:F:240:MET:SD	2.74	0.61
6:F:353:HIS:HE2	6:F:389:GLN:C	2.08	0.61
9:I:242:MET:HE3	9:I:243:LEU:H	1.66	0.61
9:I:515:ARG:NH1	9:I:527:MET:SD	2.74	0.61
1:J:470:THR:OG1	3:L:69:GLU:OE2	2.19	0.61
4:M:1329:LYS:HG3	4:M:1330:ALA:N	2.15	0.61
9:R:570:PRO:HD3	9:R:677:ARG:HH12	1.66	0.61
9:R:803:GLN:O	9:R:807:ILE:HG12	2.01	0.61
10:S:255:LYS:HE2	10:S:319:PRO:HG2	1.82	0.61
10:S:1709:ARG:NH1	10:S:1944:MET:SD	2.74	0.61
12:U:114:ILE:HG13	12:U:118:ARG:HH12	1.65	0.61
1:A:73:ASN:ND2	2:B:243:ASP:OD1	2.34	0.61
5:E:50:ARG:HH12	5:E:64:LYS:HG2	1.65	0.61
6:F:759:VAL:HG13	6:F:763:LEU:HB2	1.83	0.61
9:I:689:LEU:O	9:I:693:GLU:HG3	2.00	0.61
2:K:184:LEU:HD22	2:K:220:VAL:HG21	1.82	0.61
8:Q:825:GLU:O	8:Q:834:SER:OG	2.18	0.61
9:R:1000:LYS:HG3	9:R:1018:LEU:HD22	1.81	0.61
10:S:908:GLU:HG2	10:S:909:LEU:H	1.66	0.61
1:A:117:HIS:O	1:A:120:SER:N	2.34	0.61
1:A:360:LYS:O	1:A:364:ILE:HG12	2.01	0.61
2:B:372:ARG:HH11	2:B:373:LEU:H	1.47	0.61
3:C:272:ALA:HB1	3:C:274:PHE:CE2	2.35	0.61
3:C:277:HIS:HA	3:C:303:ARG:HH21	1.64	0.61
4:D:121:ILE:HD12	4:D:183:ILE:HG21	1.83	0.61
6:F:603:HIS:HA	6:F:606:LYS:HE2	1.83	0.61
7:G:35:ARG:CB	7:G:54:ARG:HH12	2.13	0.61
8:H:628:LYS:NZ	8:H:678:GLU:HB3	2.16	0.61
1:J:625:ILE:HG22	1:J:629:LYS:HZ3	1.66	0.61
4:M:312:SER:HB3	4:M:315:ASP:HB2	1.82	0.61

Continued on next page...

Continued from previous page...

Atom-1	Atom-2	Interatomic distance (Å)	Clash overlap (Å)
5:N:33:GLY:HA2	5:N:50:ARG:NE	2.15	0.61
9:R:438:GLY:HA2	9:R:456:ARG:HD3	1.82	0.61
10:S:304:ARG:NH1	10:S:305:GLN:OE1	2.33	0.61
11:T:508:LEU:O	11:T:512:ILE:HG12	2.00	0.61
2:B:42:GLU:H	2:B:44:LYS:HE2	1.66	0.60
4:D:39:SER:N	4:D:598:ASP:OD1	2.34	0.60
6:F:401:ASN:HB3	6:F:404:VAL:HG23	1.82	0.60
7:G:14:ASP:OD2	7:G:33:SER:OG	2.12	0.60
8:H:210:THR:HG23	8:H:507:GLN:HG3	1.82	0.60
1:J:73:ASN:HB3	2:K:245:ARG:NH2	2.16	0.60
6:O:347:PRO:HA	6:O:643:ALA:HA	1.83	0.60
10:S:641:ALA:HB2	10:S:700:LEU:HD13	1.83	0.60
2:B:170:SER:OG	2:B:171:THR:N	2.34	0.60
4:D:1358:ASP:HA	4:D:1361:LEU:HD12	1.82	0.60
6:F:372:VAL:HG12	6:F:626:PRO:HD3	1.84	0.60
6:F:538:HIS:HE1	6:F:556:TYR:CD1	2.19	0.60
4:M:1251:ARG:O	4:M:1254:GLN:NE2	2.35	0.60
5:N:147:HIS:HB2	5:N:164:LEU:HB2	1.83	0.60
6:O:373:VAL:HA	6:O:376:TRP:CE3	2.36	0.60
7:P:44:ASN:HB2	10:S:568:ARG:HH21	1.64	0.60
8:Q:732:ASP:HA	8:Q:735:ILE:HD12	1.82	0.60
10:S:327:ALA:HB1	10:S:360:ALA:HA	1.81	0.60
12:U:541:GLU:HB2	12:U:542:PRO:HD3	1.83	0.60
3:C:106:ARG:CZ	3:C:150:LEU:HB2	2.31	0.60
3:C:254:ARG:HE	3:C:255:LYS:N	1.99	0.60
4:D:1087:HIS:CE1	4:D:1099:VAL:HG21	2.36	0.60
5:E:274:GLY:HA2	5:E:298:VAL:HA	1.83	0.60
6:F:723:GLN:HG3	6:F:724:TRP:CD1	2.36	0.60
8:H:903:LEU:HD13	9:I:922:LEU:HD12	1.83	0.60
1:J:377:ASP:OD1	1:J:378:LEU:N	2.34	0.60
2:K:74:HIS:CD2	2:K:78:VAL:HG22	2.36	0.60
6:O:711:GLU:O	6:O:715:ILE:HG12	2.01	0.60
8:Q:177:ILE:HG23	8:Q:181:LYS:HE2	1.83	0.60
10:S:337:LEU:HD22	10:S:349:PHE:HB2	1.83	0.60
10:S:1103:GLU:OE1	10:S:1277:LYS:NZ	2.33	0.60
10:S:1321:LEU:HD23	10:S:1408:LYS:NZ	2.16	0.60
12:U:594:ARG:HH21	12:U:607:LYS:HE2	1.66	0.60
1:A:595:THR:HA	1:A:598:LEU:HD12	1.83	0.60
4:D:99:ARG:NH1	4:D:100:ASN:OD1	2.34	0.60
7:G:88:GLU:HB2	7:G:93:TRP:CD2	2.36	0.60
2:K:15:SER:HB3	2:K:38:TRP:HB3	1.83	0.60

Continued on next page...

Continued from previous page...

Atom-1	Atom-2	Interatomic distance (Å)	Clash overlap (Å)
4:M:340:THR:HG23	9:R:187:THR:HA	1.83	0.60
6:O:401:ASN:HB3	6:O:404:VAL:HG23	1.82	0.60
7:P:216:ASP:HB2	7:P:265:TRP:O	2.00	0.60
8:Q:395:ARG:HB3	8:Q:399:LYS:HZ3	1.65	0.60
8:Q:413:LYS:HG2	8:Q:416:ARG:HH21	1.67	0.60
10:S:331:LEU:HD11	10:S:396:PHE:HE1	1.67	0.60
10:S:653:SER:HB2	10:S:656:ILE:HB	1.82	0.60
12:U:723:LEU:HA	12:U:789:GLN:HB2	1.83	0.60
1:A:35:TYR:HA	1:A:55:TYR:CD2	2.37	0.60
1:A:449:LEU:O	1:A:453:ARG:NH1	2.35	0.60
8:H:413:LYS:HG2	8:H:416:ARG:HH21	1.67	0.60
9:I:902:PRO:HD2	9:I:905:GLN:NE2	2.16	0.60
9:I:1067:TRP:CE3	9:I:1124:PHE:HA	2.36	0.60
1:J:206:ARG:NH2	1:J:209:GLU:OE1	2.33	0.60
4:M:73:VAL:H	4:M:158:ASN:ND2	2.00	0.60
4:M:1121:VAL:HG22	4:M:1189:ALA:HB1	1.84	0.60
4:M:1365:HIS:HB2	4:M:1370:ILE:HB	1.82	0.60
6:O:664:GLN:HA	6:O:667:ASN:HD22	1.66	0.60
10:S:1089:PHE:O	10:S:1093:GLN:HG3	2.01	0.60
1:A:576:LEU:HD13	1:A:602:LEU:HD11	1.84	0.60
2:B:69:LEU:HB3	2:B:108:GLN:CD	2.27	0.60
4:D:1365:HIS:CG	4:D:1372:ALA:H	2.18	0.60
6:F:432:TYR:HA	6:F:436:ARG:HE	1.64	0.60
3:L:196:LYS:H	3:L:218:VAL:HB	1.67	0.60
4:M:1189:ALA:HA	4:M:1192:ARG:HE	1.66	0.60
8:Q:657:GLU:OE1	8:Q:657:GLU:N	2.32	0.60
9:R:558:TYR:HE1	9:R:678:GLU:HA	1.66	0.60
10:S:567:ARG:HH22	10:S:633:CYS:HB2	1.66	0.60
10:S:774:GLU:HA	10:S:856:LYS:HZ2	1.66	0.60
10:S:1711:GLN:NE2	10:S:1762:TYR:OH	2.35	0.60
12:U:88:GLU:H	12:U:92:PRO:HD3	1.67	0.60
12:U:262:TYR:O	12:U:265:GLN:HG2	2.01	0.60
4:D:1289:ARG:HE	4:D:1292:ILE:HD12	1.66	0.60
6:F:373:VAL:HA	6:F:376:TRP:CE3	2.36	0.60
6:F:614:ASP:C	6:F:616:CYS:H	2.08	0.60
3:L:83:ALA:O	3:L:108:THR:HA	2.01	0.60
3:L:248:PHE:CE1	3:L:270:THR:HG23	2.34	0.60
4:M:101:ARG:HG2	4:M:118:SER:HB2	1.81	0.60
4:M:257:LEU:HD22	4:M:311:TRP:HB3	1.82	0.60
4:M:688:MET:HE2	4:M:874:PRO:HG2	1.82	0.60
6:O:538:HIS:HE1	6:O:556:TYR:CD1	2.19	0.60

Continued on next page...

Continued from previous page...

Atom-1	Atom-2	Interatomic distance (Å)	Clash overlap (Å)
6:O:785:ARG:HB3	6:O:787:GLU:CD	2.27	0.60
7:P:156:VAL:HG13	7:P:184:SER:HB3	1.83	0.60
8:Q:181:LYS:HD3	8:Q:201:LEU:HD11	1.84	0.60
8:Q:355:ARG:HH22	8:Q:358:LYS:HZ2	1.50	0.60
8:Q:530:LYS:HE3	8:Q:570:ARG:HE	1.66	0.60
10:S:702:ARG:O	10:S:706:GLN:NE2	2.35	0.60
10:S:1331:PRO:HG3	10:S:1415:ARG:HH22	1.66	0.60
3:C:287:ASN:CG	3:C:291:THR:H	2.09	0.60
4:D:585:GLY:HA2	4:D:588:LEU:HD13	1.84	0.60
6:F:323:LEU:HG	6:F:358:TRP:CE2	2.36	0.60
6:F:474:GLY:C	6:F:479:ARG:HH12	2.09	0.60
1:J:503:ARG:HD2	1:J:506:LYS:NZ	2.16	0.60
3:L:301:THR:OG1	3:L:303:ARG:NH2	2.31	0.60
4:M:257:LEU:HD23	4:M:316:GLN:HA	1.83	0.60
4:M:1100:MET:O	4:M:1123:SER:HB3	2.01	0.60
4:M:1310:ILE:HA	4:M:1313:LEU:HD12	1.84	0.60
8:Q:177:ILE:HG12	8:Q:205:GLN:HE21	1.67	0.60
8:Q:694:LYS:HE2	12:U:811:ARG:HG3	1.83	0.60
10:S:366:PHE:HE2	10:S:435:ASP:HB3	1.65	0.60
10:S:1087:PHE:O	10:S:1091:GLN:HG3	2.02	0.60
10:S:1306:GLN:O	10:S:1310:ARG:NE	2.32	0.60
10:S:1325:ALA:HB3	10:S:1329:LEU:HD23	1.83	0.60
12:U:285:GLY:H	12:U:287:VAL:HG23	1.66	0.60
1:A:133:GLN:HA	1:A:136:ILE:HG12	1.83	0.60
5:E:1:MET:HE1	5:E:279:GLN:H	1.66	0.60
6:F:328:GLU:HG3	6:F:355:TYR:OH	1.98	0.60
6:F:553:LEU:HD13	6:F:605:LEU:HB3	1.82	0.60
6:F:733:SER:HB2	6:F:742:GLU:HG3	1.84	0.60
1:J:368:ASN:HB2	1:J:370:TRP:CZ3	2.37	0.60
4:M:304:GLN:HA	4:M:338:ALA:HB1	1.81	0.60
4:M:1217:LEU:HD21	10:S:613:LEU:HD13	1.84	0.60
7:P:211:SER:H	7:P:238:ARG:NH2	1.98	0.60
8:Q:201:LEU:CD1	8:Q:205:GLN:HE22	2.14	0.60
8:Q:303:SER:OG	12:U:107:ASP:OD2	2.09	0.60
9:R:306:LEU:HD13	9:R:363:VAL:HG11	1.81	0.60
9:R:983:GLU:HA	9:R:986:LEU:HD12	1.84	0.60
10:S:1282:GLU:HG3	10:S:1332:ILE:HD11	1.83	0.60
11:T:633:LEU:HB3	11:T:655:GLN:HE21	1.65	0.60
1:A:19:GLN:OE1	3:C:6:SER:N	2.35	0.60
2:B:117:GLU:O	2:B:128:ARG:NH2	2.34	0.60
3:C:191:PRO:HA	3:C:219:SER:HB2	1.82	0.60

Continued on next page...

Continued from previous page...

Atom-1	Atom-2	Interatomic distance (Å)	Clash overlap (Å)
7:G:196:GLU:HB2	7:G:201:TRP:CE2	2.37	0.60
8:H:788:MET:HG3	2:K:55:ALA:N	2.17	0.60
9:I:1133:GLU:HA	9:I:1136:MET:HE3	1.83	0.60
3:L:245:VAL:HB	3:L:274:PHE:O	2.01	0.60
5:N:273:PRO:HB3	5:N:278:SER:HB3	1.84	0.60
6:O:343:PHE:O	6:O:680:HIS:HA	2.02	0.60
7:P:67:HIS:CD2	7:P:69:MET:H	2.20	0.60
8:Q:217:LEU:HD22	8:Q:218:TYR:CE1	2.37	0.60
8:Q:536:HIS:CE1	8:Q:537:LEU:HD12	2.36	0.60
9:R:812:ASN:HB3	9:R:815:ARG:NE	2.17	0.60
10:S:1305:ARG:NH1	10:S:1306:GLN:OE1	2.34	0.60
10:S:1489:ASP:OD1	10:S:1490:ILE:N	2.34	0.60
12:U:552:PHE:HZ	12:U:574:LEU:HG	1.66	0.60
1:A:145:ASN:O	1:A:149:ILE:HG12	2.02	0.59
1:A:309:ARG:HH11	1:A:329:SER:HB2	1.67	0.59
4:D:953:GLU:O	4:D:960:GLN:NE2	2.34	0.59
6:F:499:GLN:OE1	6:F:499:GLN:N	2.35	0.59
7:G:66:ALA:HB3	7:G:73:ILE:HB	1.82	0.59
2:K:210:VAL:HA	2:K:250:PRO:HG3	1.82	0.59
6:O:499:GLN:N	6:O:499:GLN:OE1	2.35	0.59
10:S:279:LEU:HD11	10:S:336:ALA:HB2	1.84	0.59
11:T:727:ILE:HB	11:T:734:ILE:HG21	1.84	0.59
12:U:803:ARG:O	12:U:804:MET:HE2	2.02	0.59
1:A:149:ILE:HB	1:A:163:LEU:HD13	1.84	0.59
1:A:345:ASN:HA	1:A:348:LEU:HD12	1.84	0.59
1:A:580:LEU:HB3	1:A:581:PRO:HD3	1.83	0.59
4:D:147:THR:OG1	4:D:150:ASN:O	2.15	0.59
4:D:472:ILE:HG12	4:D:476:GLN:HE22	1.67	0.59
4:D:1320:LEU:HD12	4:D:1324:LEU:HD23	1.83	0.59
6:F:290:LYS:O	7:G:47:GLN:NE2	2.35	0.59
6:F:848:LYS:HZ3	6:F:851:LEU:HB3	1.67	0.59
9:I:156:THR:HA	9:I:207:LYS:HA	1.84	0.59
3:L:172:PRO:HB2	3:L:230:ASN:HB2	1.84	0.59
4:M:1121:VAL:HG21	4:M:1193:LEU:HD12	1.84	0.59
7:P:257:LEU:HA	7:P:296:TRP:CD1	2.37	0.59
8:Q:344:LEU:O	8:Q:349:MET:N	2.24	0.59
10:S:379:PHE:HZ	10:S:389:ILE:HD13	1.66	0.59
10:S:602:CYS:SG	10:S:645:LYS:NZ	2.75	0.59
10:S:764:ASP:OD1	10:S:765:VAL:N	2.35	0.59
10:S:870:SER:O	10:S:871:MET:HE2	2.02	0.59
10:S:1099:VAL:HG11	10:S:1105:SER:HB3	1.85	0.59

Continued on next page...

Continued from previous page...

Atom-1	Atom-2	Interatomic distance (Å)	Clash overlap (Å)
10:S:1781:PHE:HD2	10:S:1811:LEU:HD23	1.67	0.59
4:D:469:ARG:HH12	4:D:535:TYR:HE1	1.49	0.59
4:D:888:TYR:O	4:D:891:LEU:HB3	2.01	0.59
5:E:282:ILE:HB	5:E:292:LEU:HB3	1.82	0.59
8:H:507:GLN:O	8:H:511:ILE:HD12	2.03	0.59
4:M:95:LEU:H	4:M:849:HIS:CD2	2.20	0.59
4:M:197:ASP:O	4:M:200:ASN:N	2.35	0.59
4:M:1239:THR:HA	4:M:1242:PHE:HD2	1.67	0.59
6:O:476:GLN:NE2	6:O:480:ASP:OD1	2.35	0.59
6:O:795:TRP:CE3	6:O:799:GLY:HA3	2.37	0.59
6:O:796:GLU:OE1	6:O:796:GLU:N	2.34	0.59
8:Q:575:LYS:HD2	8:Q:576:GLN:N	2.17	0.59
9:R:212:ILE:HD12	9:R:236:LEU:HD11	1.84	0.59
9:R:361:THR:HG22	9:R:380:VAL:HA	1.85	0.59
9:R:659:ASP:O	9:R:662:MET:HE2	2.02	0.59
10:S:434:ARG:HB3	10:S:437:GLU:HB3	1.84	0.59
10:S:1013:SER:HA	10:S:1079:ARG:HH21	1.67	0.59
10:S:1138:HIS:O	10:S:1142:ASP:N	2.35	0.59
10:S:1985:TYR:O	10:S:1987:LYS:NZ	2.31	0.59
1:A:137:LEU:HD23	1:A:140:MET:HE2	1.83	0.59
1:A:370:TRP:CD1	1:A:404:TYR:HH	2.19	0.59
1:A:558:LEU:HD11	1:A:575:LEU:HD21	1.84	0.59
6:F:476:GLN:NE2	6:F:480:ASP:OD1	2.35	0.59
6:F:694:LEU:O	6:F:698:HIS:ND1	2.27	0.59
6:F:705:PRO:HA	6:F:708:LEU:HD12	1.85	0.59
6:F:793:GLN:HG3	8:Q:491:ASP:H	1.68	0.59
7:G:218:ALA:HB1	7:G:269:TRP:NE1	2.17	0.59
8:H:214:ILE:HG22	8:H:510:VAL:HG11	1.85	0.59
1:J:103:ARG:HA	1:J:106:ARG:HG2	1.84	0.59
4:M:839:LEU:HD13	4:M:860:ARG:HG2	1.84	0.59
6:O:493:GLN:HB3	6:O:496:HIS:CE1	2.37	0.59
7:P:39:ILE:HB	7:P:51:ALA:O	2.01	0.59
8:Q:355:ARG:HH12	12:U:30:GLU:C	2.11	0.59
10:S:379:PHE:CZ	10:S:389:ILE:HD13	2.38	0.59
10:S:612:ARG:CZ	10:S:652:LYS:HE2	2.32	0.59
10:S:784:TYR:HA	10:S:792:ARG:O	2.01	0.59
1:A:409:PHE:HA	1:A:415:TRP:HB3	1.84	0.59
1:A:432:TYR:HB3	1:A:436:HIS:HE1	1.67	0.59
2:B:181:THR:HG22	2:B:197:LEU:HD22	1.83	0.59
3:C:202:TYR:HB2	3:C:209:TYR:CE1	2.37	0.59
4:D:1224:PHE:HD2	4:D:1241:ILE:HG23	1.67	0.59

Continued on next page...

Continued from previous page...

Atom-1	Atom-2	Interatomic distance (Å)	Clash overlap (Å)
6:F:724:TRP:CD1	6:F:727:LYS:HZ2	2.20	0.59
6:F:900:MET:HG3	6:F:905:ALA:HB2	1.85	0.59
8:H:613:LEU:HD22	8:H:623:VAL:HG13	1.84	0.59
8:H:788:MET:HG3	2:K:55:ALA:H	1.67	0.59
8:H:892:LEU:HD13	9:I:925:LEU:HD11	1.84	0.59
9:I:622:THR:HA	9:I:625:LEU:HD12	1.83	0.59
9:I:865:ASN:OD1	9:I:867:SER:OG	2.20	0.59
9:I:1014:GLN:OE1	9:I:1017:GLN:NE2	2.34	0.59
1:J:516:ASP:H	2:K:106:ASN:HA	1.67	0.59
1:J:603:GLU:OE1	1:J:603:GLU:N	2.30	0.59
2:K:359:VAL:HG23	2:K:369:VAL:HG22	1.83	0.59
3:L:16:HIS:CE1	3:L:61:TRP:HA	2.37	0.59
3:L:61:TRP:HB3	3:L:62:ARG:HD3	1.84	0.59
3:L:195:GLY:HA2	3:L:218:VAL:HB	1.84	0.59
4:M:330:VAL:HG13	4:M:335:ARG:HH22	1.67	0.59
4:M:1066:GLU:HB2	4:M:1070:ARG:HH12	1.68	0.59
4:M:1403:HIS:O	4:M:1407:ILE:HG12	2.01	0.59
5:N:86:CYS:HA	5:N:91:PRO:HB3	1.84	0.59
8:Q:218:TYR:O	8:Q:222:ILE:HG12	2.01	0.59
8:Q:338:LEU:O	8:Q:342:PHE:CB	2.51	0.59
9:R:337:GLN:NE2	9:R:367:ASP:OD2	2.36	0.59
9:R:623:ARG:HB2	9:R:736:TYR:HB3	1.83	0.59
10:S:1968:ASN:OD1	10:S:1969:SER:N	2.36	0.59
1:A:148:GLU:HG3	1:A:152:ILE:HG13	1.85	0.59
4:D:1402:GLN:H	4:D:1402:GLN:CD	2.11	0.59
5:E:212:MET:HE2	5:E:213:SER:HB2	1.83	0.59
8:H:436:TRP:CH2	8:H:504:HIS:CD2	2.90	0.59
8:H:538:LEU:HD23	8:H:541:MET:HE3	1.84	0.59
8:H:916:SER:HB2	5:N:326:MET:HG3	1.83	0.59
3:L:195:GLY:N	3:L:218:VAL:O	2.25	0.59
4:M:519:SER:HB2	4:M:522:GLU:HG3	1.85	0.59
4:M:1188:LEU:O	4:M:1192:ARG:HG3	2.02	0.59
6:O:789:CYS:HG	6:O:795:TRP:CD1	2.20	0.59
7:P:151:ILE:HG22	7:P:152:GLY:H	1.67	0.59
8:Q:548:PHE:CD1	8:Q:553:LEU:HD22	2.37	0.59
8:Q:732:ASP:HB3	8:Q:736:ARG:HH12	1.68	0.59
9:R:562:ASP:HB2	9:R:565:TRP:CD1	2.37	0.59
10:S:1227:VAL:HG13	10:S:1228:LYS:HD3	1.84	0.59
10:S:1484:ALA:O	10:S:1492:ARG:NE	2.34	0.59
11:T:7:GLN:NE2	11:T:496:GLU:OE1	2.34	0.59
12:U:641:GLU:HB3	12:U:645:LYS:HZ1	1.68	0.59

Continued on next page...

Continued from previous page...

Atom-1	Atom-2	Interatomic distance (Å)	Clash overlap (Å)
1:A:68:LEU:HD12	1:A:72:PHE:HE2	1.67	0.59
1:A:490:ARG:HG2	1:A:490:ARG:HH11	1.67	0.59
2:B:240:CYS:HB3	2:B:242:TRP:CZ2	2.38	0.59
3:C:254:ARG:HB3	3:C:265:LYS:HB2	1.84	0.59
6:F:493:GLN:HB3	6:F:496:HIS:CE1	2.37	0.59
6:F:612:GLN:CG	12:U:186:ALA:HB3	2.33	0.59
7:G:184:SER:N	7:G:194:TRP:HZ3	2.00	0.59
8:H:162:VAL:O	8:H:166:ILE:HG12	2.03	0.59
1:J:25:PHE:HA	1:J:33:LEU:O	2.03	0.59
4:M:165:ILE:O	4:M:194:ASN:ND2	2.36	0.59
4:M:628:MET:SD	4:M:645:ILE:HG13	2.43	0.59
4:M:662:GLN:HG2	4:M:742:LEU:HD22	1.84	0.59
7:P:38:LYS:HB3	7:P:40:PHE:CE2	2.38	0.59
7:P:131:ILE:HG23	7:P:143:LYS:HE2	1.85	0.59
10:S:1137:LEU:HD11	10:S:1295:CYS:HB3	1.83	0.59
11:T:805:SER:HB3	11:T:834:SER:H	1.67	0.59
1:A:72:PHE:HE1	1:A:370:TRP:HB2	1.67	0.59
1:A:279:GLU:HG3	1:A:283:ARG:HH22	1.68	0.59
2:B:41:GLU:N	2:B:44:LYS:HZ1	1.97	0.59
4:D:44:ARG:NH1	4:D:574:CYS:O	2.36	0.59
5:E:260:SER:HA	5:E:304:TRP:CD2	2.36	0.59
6:F:540:TRP:HE3	6:F:541:TYR:CE2	2.20	0.59
9:I:220:LEU:HD12	9:I:236:LEU:HD22	1.84	0.59
9:I:869:LEU:HG	9:I:873:MET:HE2	1.83	0.59
9:I:886:PHE:HE1	9:I:901:GLN:HG3	1.68	0.59
1:J:218:ALA:HB1	1:J:225:ARG:HG3	1.85	0.59
3:L:126:MET:SD	3:L:126:MET:N	2.75	0.59
3:L:280:GLN:HB2	3:L:298:ASP:HB2	1.85	0.59
4:M:227:ALA:HB3	4:M:243:MET:HB2	1.85	0.59
4:M:372:PHE:HB3	4:M:384:LEU:HB3	1.85	0.59
6:O:736:ASP:OD1	7:P:24:TYR:OH	2.15	0.59
8:Q:172:THR:O	8:Q:175:THR:OG1	2.15	0.59
8:Q:587:LEU:HB2	8:Q:592:ALA:HB2	1.83	0.59
8:Q:605:ASP:HB3	8:Q:608:GLN:OE1	2.03	0.59
8:Q:874:SER:CA	8:Q:879:LEU:O	2.50	0.59
10:S:436:LEU:O	10:S:440:LEU:HG	2.02	0.59
10:S:1724:SER:HB3	10:S:1728:ARG:HH12	1.67	0.59
2:B:162:ARG:NH1	2:B:163:THR:O	2.36	0.59
4:D:740:LEU:HB2	4:D:757:GLN:HG2	1.83	0.59
4:D:810:ARG:NH1	4:D:811:ARG:O	2.35	0.59
4:D:940:GLU:O	4:D:943:LEU:N	2.35	0.59

Continued on next page...

Continued from previous page...

Atom-1	Atom-2	Interatomic distance (Å)	Clash overlap (Å)
6:F:387:TRP:CB	6:F:644:LEU:HD11	2.31	0.59
1:J:299:MET:HG3	1:J:300:THR:N	2.16	0.59
7:P:67:HIS:CD2	7:P:69:MET:HG2	2.38	0.59
10:S:1035:ASP:HA	10:S:1038:ARG:HG2	1.84	0.59
2:B:178:LEU:O	2:B:227:GLN:NE2	2.36	0.59
3:C:306:LYS:O	3:C:313:TRP:HA	2.02	0.59
4:D:1184:LYS:NZ	4:D:1233:THR:O	2.21	0.59
1:J:79:PHE:CD1	1:J:374:HIS:CE1	2.90	0.59
3:L:62:ARG:HB2	3:L:77:CYS:SG	2.43	0.59
3:L:87:GLU:CD	3:L:106:ARG:HD3	2.28	0.59
3:L:184:VAL:O	3:L:197:VAL:HA	2.03	0.59
4:M:845:SER:HB3	4:M:850:ARG:HA	1.84	0.59
4:M:1070:ARG:HD3	4:M:1106:ARG:HH22	1.68	0.59
7:P:83:VAL:N	7:P:98:GLU:OE2	2.31	0.59
8:Q:733:ASN:OD1	8:Q:736:ARG:NH2	2.33	0.59
10:S:1088:LEU:HA	10:S:1091:GLN:HE21	1.68	0.59
10:S:1629:ILE:O	10:S:1633:SER:HB3	2.02	0.59
11:T:885:ARG:HH22	11:T:917:MET:HB2	1.68	0.59
3:C:83:ALA:O	3:C:108:THR:HA	2.03	0.58
4:D:244:PRO:HB2	4:D:248:MET:HG3	1.83	0.58
4:D:530:ASN:HA	4:D:533:LYS:HD2	1.83	0.58
4:D:1141:ILE:HD11	4:D:1177:LEU:HD12	1.84	0.58
6:F:540:TRP:HA	6:F:545:PRO:HB3	1.85	0.58
7:G:54:ARG:HG3	7:G:55:GLY:N	2.18	0.58
2:K:4:LYS:HD3	2:K:372:ARG:HD2	1.85	0.58
4:M:348:TYR:HD1	4:M:355:LEU:HB2	1.67	0.58
4:M:547:ARG:HD2	9:R:134:LYS:HA	1.85	0.58
6:O:464:ARG:HD3	8:Q:316:PRO:HG2	1.85	0.58
8:Q:651:LEU:HD13	12:U:704:HIS:HA	1.85	0.58
9:R:167:LEU:HB2	9:R:179:TRP:HB2	1.85	0.58
10:S:424:MET:HE3	10:S:426:ASN:HB2	1.83	0.58
10:S:1076:PRO:HA	10:S:1079:ARG:HG2	1.85	0.58
12:U:546:ARG:HA	12:U:549:LEU:HD12	1.85	0.58
1:A:304:HIS:HA	1:A:307:VAL:HG22	1.83	0.58
1:A:631:GLU:HG3	1:A:634:ARG:HH12	1.68	0.58
2:B:16:ARG:NE	2:B:79:MET:O	2.34	0.58
2:B:215:VAL:HG11	2:B:236:ASP:HB3	1.84	0.58
3:C:21:ASP:HB2	3:C:26:ARG:HB2	1.85	0.58
4:D:180:ASP:HB2	4:D:809:LYS:HE3	1.85	0.58
5:E:128:ASN:ND2	5:E:168:GLY:O	2.29	0.58
6:F:295:LYS:HE3	6:F:302:PHE:HD2	1.67	0.58

Continued on next page...

Continued from previous page...

Atom-1	Atom-2	Interatomic distance (Å)	Clash overlap (Å)
6:F:739:LYS:HA	6:F:742:GLU:OE1	2.03	0.58
6:F:913:THR:O	6:F:917:LEU:HG	2.03	0.58
7:G:125:SER:HA	7:G:153:CYS:H	1.68	0.58
1:J:630:VAL:O	1:J:634:ARG:HG2	2.04	0.58
4:M:416:ASP:OD2	9:R:163:GLN:HA	2.03	0.58
5:N:145:ASP:HA	5:N:167:PRO:HB3	1.85	0.58
5:N:208:GLN:NE2	5:N:209:VAL:O	2.36	0.58
5:N:215:ASP:OD2	5:N:259:TRP:N	2.36	0.58
6:O:540:TRP:HE3	6:O:541:TYR:CE2	2.21	0.58
8:Q:298:GLN:HA	8:Q:301:MET:HB3	1.86	0.58
9:R:689:LEU:HA	9:R:692:LYS:HE3	1.84	0.58
9:R:992:LEU:HD11	9:R:1015:LEU:HD22	1.85	0.58
11:T:452:SER:HB2	11:T:476:ASP:H	1.67	0.58
1:A:69:ARG:HG3	1:A:70:LYS:N	2.17	0.58
1:A:82:LEU:O	1:A:85:SER:OG	2.18	0.58
2:B:86:LYS:HD2	2:B:87:GLU:HG3	1.84	0.58
4:D:624:MET:O	4:D:624:MET:HE3	2.03	0.58
5:E:25:ASN:HD21	5:E:34:SER:HA	1.68	0.58
7:G:35:ARG:HH12	7:G:57:ASP:C	2.11	0.58
7:G:88:GLU:HA	7:G:93:TRP:HA	1.85	0.58
8:H:254:LEU:HA	8:H:257:GLN:NE2	2.19	0.58
8:H:349:MET:HE3	8:H:351:ASP:OD1	2.03	0.58
9:I:242:MET:HE3	9:I:243:LEU:HB2	1.85	0.58
1:J:10:GLU:HB2	1:J:57:VAL:HG13	1.85	0.58
1:J:469:LYS:HG3	1:J:496:PHE:HE2	1.69	0.58
2:K:190:GLY:HA2	2:K:217:LEU:HG	1.84	0.58
3:L:21:ASP:CG	3:L:25:ARG:H	2.11	0.58
4:M:373:GLN:HB2	4:M:385:GLU:HG3	1.85	0.58
6:O:531:TRP:O	6:O:534:THR:OG1	2.18	0.58
8:Q:201:LEU:HD12	8:Q:204:LEU:HD23	1.85	0.58
8:Q:331:ARG:O	8:Q:334:ASP:HB2	2.03	0.58
10:S:1273:CYS:HB3	10:S:1277:LYS:NZ	2.18	0.58
10:S:1828:TYR:HA	10:S:1831:ILE:HG22	1.84	0.58
12:U:25:GLU:CD	12:U:33:LEU:H	2.09	0.58
1:A:27:TRP:CZ3	3:C:288:ILE:HG12	2.37	0.58
4:D:1062:VAL:HA	4:D:1065:ILE:HG22	1.85	0.58
6:F:248:GLY:HA2	7:G:265:TRP:CZ2	2.39	0.58
6:F:259:TRP:CD2	7:G:272:THR:HG21	2.38	0.58
7:G:218:ALA:C	7:G:269:TRP:HE1	2.12	0.58
8:H:173:CYS:SG	8:H:208:MET:HE1	2.43	0.58
8:H:672:ASP:O	8:H:676:ARG:NH1	2.37	0.58

Continued on next page...

Continued from previous page...

Atom-1	Atom-2	Interatomic distance (Å)	Clash overlap (Å)
1:J:600:ARG:NH2	4:M:1125:LEU:HD22	2.17	0.58
3:L:227:PHE:HD2	3:L:236:HIS:CE1	2.22	0.58
4:M:1289:ARG:HE	4:M:1292:ILE:HD12	1.68	0.58
6:O:540:TRP:HA	6:O:545:PRO:HB3	1.85	0.58
6:O:766:ASP:O	6:O:770:ASN:ND2	2.36	0.58
7:P:97:TYR:HB2	7:P:140:TRP:CZ2	2.38	0.58
8:Q:869:ALA:HB1	8:Q:895:LEU:HD11	1.85	0.58
8:Q:871:ILE:HG23	8:Q:871:ILE:O	2.03	0.58
10:S:1104:ILE:O	10:S:1108:ASN:ND2	2.37	0.58
10:S:1851:LYS:HD3	10:S:1862:ALA:HA	1.86	0.58
1:A:73:ASN:O	1:A:76:HIS:HB3	2.03	0.58
1:A:148:GLU:HA	1:A:152:ILE:HG12	1.85	0.58
2:B:14:ILE:HD13	2:B:362:THR:H	1.67	0.58
4:D:665:LEU:HD13	4:D:739:LEU:HD13	1.85	0.58
4:D:1084:TYR:O	4:D:1088:ILE:HG13	2.03	0.58
5:E:261:LYS:HB2	5:E:305:HIS:O	2.04	0.58
6:F:600:VAL:CG2	6:F:623:SER:CB	2.78	0.58
8:H:398:TRP:CE3	8:H:399:LYS:HD3	2.38	0.58
8:H:903:LEU:HD23	9:I:895:ARG:NH1	2.19	0.58
1:J:309:ARG:NH1	1:J:329:SER:OG	2.33	0.58
1:J:595:THR:HA	1:J:598:LEU:HD12	1.86	0.58
4:M:441:ASN:C	4:M:441:ASN:HD22	2.08	0.58
8:Q:868:LEU:HA	8:Q:871:ILE:CG2	2.33	0.58
10:S:1250:ARG:HA	10:S:1253:LEU:HD12	1.85	0.58
12:U:282:ALA:HB2	12:U:300:ILE:HD11	1.84	0.58
2:B:185:THR:OG1	2:B:195:TRP:HH2	1.87	0.58
3:C:169:SER:HB2	3:C:227:PHE:CD2	2.39	0.58
3:C:242:THR:N	3:C:246:ARG:HH22	2.02	0.58
6:F:787:GLU:OE1	6:F:787:GLU:N	2.31	0.58
1:J:631:GLU:HA	1:J:634:ARG:HE	1.68	0.58
2:K:250:PRO:HG2	2:K:253:LEU:HD11	1.85	0.58
4:M:717:ALA:O	4:M:721:ILE:HG12	2.04	0.58
4:M:1199:ASN:OD1	4:M:1201:SER:OG	2.21	0.58
4:M:1311:ASN:OD1	4:M:1312:LYS:N	2.36	0.58
6:O:462:ASP:HB3	6:O:465:LEU:HD12	1.86	0.58
8:Q:254:LEU:HA	8:Q:257:GLN:NE2	2.19	0.58
8:Q:874:SER:O	8:Q:879:LEU:C	2.47	0.58
9:R:207:LYS:O	9:R:222:ARG:NH2	2.37	0.58
9:R:1058:LEU:HD22	9:R:1085:PHE:HE1	1.68	0.58
10:S:53:LEU:HD11	10:S:146:LEU:HD22	1.86	0.58
10:S:1629:ILE:O	10:S:1633:SER:CB	2.51	0.58

Continued on next page...

Continued from previous page...

Atom-1	Atom-2	Interatomic distance (Å)	Clash overlap (Å)
11:T:858:LEU:HD22	11:T:884:ASN:HB3	1.86	0.58
12:U:125:ALA:C	12:U:129:HIS:HD1	2.09	0.58
1:A:487:TRP:CE2	2:B:26:SER:HB2	2.39	0.58
1:A:629:LYS:O	1:A:633:LEU:HG	2.03	0.58
3:C:62:ARG:NH2	3:C:117:THR:O	2.31	0.58
3:C:223:HIS:HE1	3:C:280:GLN:HB2	1.68	0.58
5:E:67:LYS:NZ	5:E:68:THR:O	2.30	0.58
6:F:573:PRO:HB2	6:F:599:ASP:CB	2.28	0.58
7:G:195:ARG:HD2	7:G:204:ASP:OD1	2.04	0.58
8:H:147:TYR:HE1	8:H:539:ARG:HG3	1.69	0.58
9:I:794:ASN:OD1	9:I:795:TYR:N	2.37	0.58
1:J:179:VAL:HG21	1:J:201:TYR:CZ	2.38	0.58
4:M:473:ALA:HB1	4:M:477:LYS:HZ3	1.68	0.58
4:M:1352:LEU:HA	4:M:1355:GLU:OE2	2.03	0.58
4:M:1357:VAL:HA	4:M:1360:LEU:HD12	1.85	0.58
8:Q:170:GLU:OE1	8:Q:212:ARG:NH1	2.37	0.58
8:Q:842:ARG:HA	8:Q:882:VAL:HB	1.84	0.58
10:S:618:HIS:HE1	10:S:620:GLN:HB2	1.69	0.58
10:S:970:GLN:O	10:S:973:GLN:HG2	2.03	0.58
10:S:1321:LEU:HD23	10:S:1408:LYS:HZ1	1.69	0.58
11:T:594:GLN:O	11:T:598:ARG:HG2	2.03	0.58
4:D:151:ILE:HD11	4:D:169:PRO:HD3	1.84	0.58
6:F:683:ASP:C	6:F:687:ARG:HE	2.12	0.58
7:G:246:ASP:OD2	7:G:249:THR:N	2.33	0.58
8:H:338:LEU:O	8:H:342:PHE:CB	2.51	0.58
8:H:779:HIS:HA	8:H:782:LYS:HE3	1.86	0.58
9:I:342:LEU:HG	9:I:365:VAL:HB	1.86	0.58
4:M:1314:LEU:O	10:S:719:ASN:ND2	2.37	0.58
7:P:289:LYS:HD3	7:P:299:ILE:HD13	1.86	0.58
9:R:1013:PHE:HA	9:R:1016:ILE:HD12	1.84	0.58
10:S:358:GLU:OE2	10:S:403:LYS:NZ	2.33	0.58
10:S:618:HIS:CE1	10:S:620:GLN:HB2	2.38	0.58
10:S:627:ILE:HG12	10:S:643:LEU:HD22	1.86	0.58
10:S:1007:GLU:HB2	10:S:1015:THR:HG21	1.86	0.58
4:D:559:MET:HA	4:D:559:MET:HE3	1.84	0.58
1:J:603:GLU:CD	4:M:1125:LEU:HD21	2.29	0.58
4:M:474:ALA:HB2	4:M:541:TYR:HD2	1.68	0.58
6:O:478:VAL:O	6:O:482:ILE:HG12	2.03	0.58
7:P:142:VAL:C	7:P:143:LYS:HD3	2.28	0.58
9:R:899:LEU:HD21	9:R:919:LEU:HB3	1.85	0.58
10:S:804:HIS:NE2	10:S:872:ILE:O	2.37	0.58

Continued on next page...

Continued from previous page...

Atom-1	Atom-2	Interatomic distance (Å)	Clash overlap (Å)
10:S:1309:ILE:O	10:S:1313:LEU:HG	2.03	0.58
2:B:283:LEU:O	2:B:339:ASN:HA	2.04	0.58
4:D:285:PRO:HB3	4:D:301:ALA:HB1	1.85	0.58
4:D:1043:ARG:HB3	4:D:1045:GLN:HE22	1.68	0.58
4:D:1180:ARG:NH2	4:D:1183:GLU:HG3	2.19	0.58
7:G:110:CYS:C	7:G:158:TRP:HE1	2.10	0.58
8:H:132:MET:HG2	8:H:138:PRO:HG3	1.86	0.58
8:H:779:HIS:O	8:H:783:GLU:HG2	2.03	0.58
8:H:872:VAL:HA	8:H:879:LEU:HD12	1.84	0.58
8:H:902:LEU:HA	8:H:905:LEU:HD12	1.86	0.58
1:J:444:THR:HG22	1:J:446:LYS:HG3	1.84	0.58
8:Q:204:LEU:O	8:Q:207:GLU:HG3	2.04	0.58
9:R:615:THR:N	9:R:618:MET:O	2.35	0.58
10:S:628:LEU:HD22	10:S:667:THR:HG21	1.86	0.58
10:S:767:TYR:HA	10:S:849:LEU:HD13	1.85	0.58
10:S:1433:ARG:NH2	10:S:1448:TRP:O	2.35	0.58
12:U:464:PHE:CE1	12:U:476:ALA:HB1	2.39	0.58
12:U:816:GLU:OE2	12:U:820:ASN:ND2	2.37	0.58
5:E:190:ILE:HB	5:E:204:LEU:HB2	1.86	0.57
6:F:575:PRO:CG	6:F:597:GLN:NE2	2.64	0.57
8:H:625:SER:O	8:H:629:THR:HG23	2.04	0.57
8:H:763:GLN:NE2	8:H:790:PHE:HA	2.19	0.57
9:I:618:MET:HE2	9:I:748:VAL:HB	1.84	0.57
1:J:448:ALA:O	1:J:452:LEU:HG	2.04	0.57
1:J:599:MET:HA	1:J:602:LEU:HD12	1.86	0.57
2:K:122:HIS:ND1	2:K:147:ASP:O	2.37	0.57
2:K:286:TRP:CD1	2:K:337:ILE:HA	2.39	0.57
3:L:255:LYS:HE3	3:L:265:LYS:H	1.69	0.57
4:M:137:ILE:HA	4:M:157:THR:HG22	1.86	0.57
4:M:1321:PRO:HG2	4:M:1324:LEU:HB3	1.85	0.57
9:R:562:ASP:HB3	9:R:563:PRO:HD2	1.86	0.57
10:S:440:LEU:HD12	10:S:509:PRO:HB2	1.86	0.57
10:S:570:LEU:HB3	10:S:571:PRO:HD2	1.86	0.57
10:S:1390:ILE:HD12	10:S:1395:LEU:HD11	1.85	0.57
10:S:1396:HIS:CE1	10:S:1400:ARG:HH11	2.22	0.57
11:T:405:TRP:HD1	11:T:425:TYR:HB2	1.68	0.57
12:U:372:LEU:HD11	12:U:392:TYR:HE1	1.69	0.57
12:U:648:SER:OG	12:U:741:GLU:OE1	2.15	0.57
2:B:268:PRO:HD3	2:B:353:VAL:HG13	1.86	0.57
3:C:149:ASN:HB3	3:C:152:GLN:NE2	2.19	0.57
3:C:197:VAL:HB	3:C:215:LEU:HD13	1.85	0.57

Continued on next page...

Continued from previous page...

Atom-1	Atom-2	Interatomic distance (Å)	Clash overlap (Å)
4:D:628:MET:HG2	4:D:641:VAL:HG11	1.85	0.57
8:H:694:LYS:HA	8:H:696:HIS:CE1	2.38	0.57
1:J:296:ARG:HA	1:J:299:MET:SD	2.44	0.57
3:L:161:CYS:O	3:L:162:LYS:HG2	2.04	0.57
4:M:672:ILE:HD13	4:M:752:GLN:HE22	1.68	0.57
8:Q:213:LEU:HD13	8:Q:507:GLN:HB3	1.86	0.57
8:Q:760:SER:O	8:Q:793:TRP:NE1	2.37	0.57
8:Q:815:VAL:HG12	8:Q:815:VAL:O	2.02	0.57
9:R:1028:ASN:H	9:R:1031:ASP:HB2	1.69	0.57
10:S:783:GLN:HE22	10:S:795:PHE:HA	1.68	0.57
11:T:509:ASN:HB3	11:T:573:ARG:HD2	1.87	0.57
12:U:585:LEU:HD13	12:U:610:ILE:HG12	1.86	0.57
3:C:271:VAL:HB	3:C:313:TRP:CZ3	2.39	0.57
4:D:946:LEU:HD12	4:D:964:ARG:HG2	1.85	0.57
4:D:1328:TYR:OH	4:D:1335:GLU:OE1	2.19	0.57
6:F:903:ASP:OD1	6:F:904:TYR:N	2.32	0.57
9:I:1126:PHE:CE2	9:R:577:SER:HB3	2.38	0.57
2:K:112:VAL:HG11	2:K:115:ARG:HE	1.68	0.57
2:K:118:GLN:HA	2:K:128:ARG:HH22	1.67	0.57
2:K:242:TRP:HA	2:K:251:MET:SD	2.44	0.57
4:M:913:LEU:HG	4:M:917:TYR:CE2	2.39	0.57
8:Q:355:ARG:HB2	12:U:29:VAL:HG12	1.85	0.57
8:Q:398:TRP:CE3	8:Q:399:LYS:HD3	2.38	0.57
8:Q:447:MET:HE1	8:Q:483:VAL:HG22	1.86	0.57
12:U:11:GLN:NE2	12:U:14:GLU:OE1	2.37	0.57
12:U:480:LEU:O	12:U:486:THR:OG1	2.21	0.57
1:A:126:THR:HG23	1:A:129:LYS:HE3	1.85	0.57
1:A:182:VAL:HA	1:A:191:HIS:CD2	2.39	0.57
2:B:19:TRP:CE3	2:B:30:PRO:HD2	2.39	0.57
4:D:369:PHE:O	4:D:390:ILE:N	2.25	0.57
4:D:964:ARG:HA	4:D:967:ARG:HE	1.68	0.57
4:D:972:VAL:HG12	5:E:275:LYS:CE	2.35	0.57
8:H:331:ARG:O	8:H:334:ASP:HB2	2.03	0.57
1:J:299:MET:HG3	1:J:300:THR:H	1.68	0.57
1:J:310:LEU:HD13	1:J:314:HIS:HB2	1.85	0.57
3:L:181:MET:SD	3:L:199:ILE:HG23	2.44	0.57
4:M:473:ALA:HB1	4:M:477:LYS:NZ	2.20	0.57
4:M:1074:LEU:HD22	4:M:1103:TYR:HE1	1.69	0.57
6:O:336:LYS:NZ	6:O:719:CYS:O	2.34	0.57
9:R:854:ASP:HA	9:R:857:VAL:HG22	1.86	0.57
9:R:1022:GLU:HB2	9:R:1060:LYS:HE2	1.86	0.57

Continued on next page...

Continued from previous page...

Atom-1	Atom-2	Interatomic distance (Å)	Clash overlap (Å)
10:S:1081:LEU:HD13	10:S:1088:LEU:HD21	1.86	0.57
10:S:1302:THR:HA	10:S:1305:ARG:HD3	1.86	0.57
12:U:205:LEU:HA	12:U:208:LEU:HD12	1.87	0.57
12:U:617:ALA:HB1	12:U:622:LEU:HB3	1.85	0.57
12:U:811:ARG:HH21	12:U:814:GLN:HG2	1.68	0.57
1:A:21:ARG:HE	1:A:43:GLY:HA3	1.69	0.57
1:A:309:ARG:NH1	1:A:325:TYR:O	2.36	0.57
3:C:62:ARG:CZ	3:C:118:ASP:HA	2.34	0.57
3:C:246:ARG:HB3	3:C:248:PHE:HE2	1.67	0.57
4:D:460:TYR:CG	4:D:531:TRP:HB3	2.39	0.57
4:D:1043:ARG:HB3	4:D:1045:GLN:NE2	2.18	0.57
6:F:531:TRP:O	6:F:534:THR:OG1	2.18	0.57
8:H:634:THR:HG22	8:H:662:LYS:HG2	1.85	0.57
8:H:810:ASN:O	8:H:814:PHE:HB2	2.05	0.57
1:J:401:LEU:HB3	1:J:422:PHE:HE1	1.69	0.57
6:O:328:GLU:O	6:O:332:SER:OG	2.16	0.57
7:P:257:LEU:HD21	7:P:288:TRP:CD2	2.39	0.57
8:Q:354:GLN:HG2	12:U:29:VAL:HG11	1.87	0.57
9:R:363:VAL:HG13	9:R:378:VAL:HG22	1.86	0.57
10:S:824:VAL:HG13	10:S:902:HIS:HE1	1.68	0.57
11:T:345:ASN:HB3	11:T:385:VAL:HG13	1.86	0.57
12:U:33:LEU:HD12	12:U:36:ILE:HB	1.85	0.57
1:A:68:LEU:HD12	1:A:72:PHE:CE2	2.38	0.57
1:A:322:LEU:HA	1:A:325:TYR:CD2	2.39	0.57
1:A:355:ILE:HD12	1:A:379:LEU:HD13	1.87	0.57
1:A:562:MET:HE2	1:A:562:MET:HA	1.84	0.57
3:C:149:ASN:HB3	3:C:152:GLN:HE22	1.68	0.57
4:D:44:ARG:O	4:D:424:HIS:NE2	2.36	0.57
4:D:409:ILE:HG12	4:D:427:PHE:CD2	2.39	0.57
4:D:1192:ARG:NE	4:D:1206:ALA:O	2.38	0.57
6:F:811:MET:SD	6:F:828:LEU:HD21	2.44	0.57
8:H:173:CYS:HA	8:H:176:GLN:HE21	1.70	0.57
9:I:831:LEU:HD13	5:N:1:MET:HA	1.87	0.57
1:J:518:ASP:OD1	1:J:519:LEU:N	2.37	0.57
1:J:544:ARG:O	1:J:547:SER:N	2.37	0.57
2:K:262:TRP:HE1	2:K:279:GLU:HA	1.69	0.57
4:M:306:HIS:HE1	4:M:335:ARG:HA	1.68	0.57
7:P:179:ILE:HG22	7:P:195:ARG:NH1	2.15	0.57
8:Q:374:LEU:O	8:Q:390:GLU:HG2	2.05	0.57
10:S:515:ARG:NE	10:S:596:ALA:O	2.35	0.57
10:S:1435:ASP:HA	10:S:1450:ARG:HH22	1.70	0.57

Continued on next page...

Continued from previous page...

Atom-1	Atom-2	Interatomic distance (Å)	Clash overlap (Å)
2:B:12:HIS:ND1	2:B:40:ASN:HB3	2.20	0.57
2:B:18:ARG:HG3	2:B:83:PHE:CE2	2.40	0.57
2:B:97:THR:HG23	2:B:117:GLU:HA	1.87	0.57
4:D:54:ARG:HE	4:D:712:SER:HA	1.68	0.57
4:D:210:ARG:HA	4:D:233:SER:HA	1.87	0.57
4:D:369:PHE:N	4:D:390:ILE:O	2.34	0.57
4:D:425:ILE:HD13	4:D:435:TRP:HA	1.86	0.57
8:H:692:ALA:O	8:H:694:LYS:NZ	2.38	0.57
8:H:753:GLU:HG3	8:H:756:LYS:NZ	2.19	0.57
1:J:234:LEU:HD23	1:J:237:LYS:HE3	1.87	0.57
2:K:10:VAL:HG23	2:K:12:HIS:H	1.69	0.57
3:L:41:LYS:HB2	3:L:47:TRP:CH2	2.39	0.57
3:L:303:ARG:HB3	3:L:315:CYS:SG	2.44	0.57
6:O:343:PHE:CE2	6:O:676:PHE:HA	2.38	0.57
7:P:271:ILE:H	7:P:271:ILE:HD12	1.69	0.57
8:Q:575:LYS:HD2	8:Q:576:GLN:H	1.69	0.57
9:R:216:GLU:OE2	9:R:217:LYS:NZ	2.37	0.57
11:T:122:LEU:HD22	11:T:187:LEU:HD11	1.86	0.57
12:U:548:ALA:HA	12:U:551:TYR:HD2	1.69	0.57
1:A:260:ARG:NH2	1:A:312:PHE:O	2.37	0.57
1:A:449:LEU:HA	1:A:452:LEU:HD13	1.87	0.57
4:D:646:LEU:HD11	4:D:738:LEU:HD13	1.87	0.57
6:F:387:TRP:CB	6:F:644:LEU:HD13	2.34	0.57
6:F:572:TYR:CZ	6:F:598:ARG:HD3	2.40	0.57
6:F:619:LEU:HD12	6:F:620:ASP:HB2	1.87	0.57
8:H:299:ARG:HA	8:H:305:GLY:HA2	1.86	0.57
9:I:417:ALA:HB3	9:I:430:GLU:H	1.70	0.57
9:I:488:ARG:NH2	9:I:526:SER:O	2.38	0.57
3:L:159:ILE:HD11	3:L:209:TYR:HD2	1.68	0.57
4:M:450:ILE:O	4:M:454:GLN:N	2.38	0.57
4:M:687:ASN:HD22	4:M:873:ASN:HA	1.68	0.57
5:N:153:ASP:HB3	5:N:159:ILE:HD11	1.87	0.57
7:P:27:ARG:HD3	7:P:39:ILE:HG23	1.87	0.57
8:Q:818:GLY:HA2	8:Q:879:LEU:HD23	1.87	0.57
9:R:362:LEU:HD13	9:R:420:THR:HA	1.87	0.57
10:S:499:SER:HB2	10:S:534:ASN:HD21	1.70	0.57
10:S:1264:VAL:HG22	10:S:1267:ARG:HH21	1.69	0.57
10:S:1995:ILE:HG13	10:S:1996:GLN:N	2.19	0.57
12:U:418:LYS:O	12:U:422:VAL:HG23	2.04	0.57
1:A:496:PHE:HA	1:A:499:LEU:HD12	1.86	0.57
3:C:16:HIS:CD2	3:C:61:TRP:HA	2.38	0.57

Continued on next page...

Continued from previous page...

Atom-1	Atom-2	Interatomic distance (Å)	Clash overlap (Å)
3:C:156:GLN:O	4:D:1322:ASN:ND2	2.38	0.57
4:D:718:ILE:HA	4:D:721:ILE:HG12	1.87	0.57
4:D:1334:ALA:O	4:D:1337:LEU:HB3	2.05	0.57
6:F:372:VAL:HG12	6:F:626:PRO:CD	2.34	0.57
7:G:220:ALA:HB3	7:G:229:THR:HB	1.86	0.57
8:H:355:ARG:NH2	8:H:359:ARG:NE	2.45	0.57
1:J:107:SER:HB2	2:K:325:TRP:HZ2	1.70	0.57
1:J:309:ARG:NH1	1:J:325:TYR:O	2.35	0.57
4:M:309:ARG:HG2	4:M:321:VAL:HG22	1.87	0.57
4:M:444:PRO:HG3	4:M:469:ARG:O	2.05	0.57
4:M:482:LEU:HD23	4:M:505:VAL:HA	1.87	0.57
4:M:891:LEU:HD22	4:M:916:CYS:SG	2.45	0.57
6:O:652:HIS:HB2	6:O:653:ARG:HD2	1.86	0.57
6:O:683:ASP:HB3	6:O:685:HIS:CE1	2.40	0.57
6:O:767:ALA:HB3	6:O:776:LEU:HD22	1.85	0.57
8:Q:276:PHE:O	8:Q:280:ILE:HG13	2.05	0.57
8:Q:299:ARG:HA	8:Q:305:GLY:HA2	1.86	0.57
9:R:515:ARG:HH21	9:R:520:ASP:HB2	1.70	0.57
9:R:882:SER:HA	9:R:885:LEU:HD12	1.86	0.57
9:R:970:ASP:OD1	9:R:971:VAL:N	2.37	0.57
10:S:461:TRP:CD2	10:S:526:TYR:HB3	2.40	0.57
10:S:507:TYR:CZ	10:S:549:PRO:HG2	2.40	0.57
10:S:557:HIS:HA	10:S:560:MET:HG2	1.87	0.57
10:S:1680:SER:HA	10:S:1762:TYR:CD1	2.39	0.57
12:U:575:VAL:C	12:U:579:ARG:HH21	2.11	0.57
12:U:653:GLN:O	12:U:661:ARG:NH1	2.38	0.57
1:A:35:TYR:HA	1:A:55:TYR:HD2	1.68	0.57
1:A:185:SER:HB3	1:A:191:HIS:CD2	2.40	0.57
3:C:229:PRO:C	3:C:233:ARG:HH21	2.13	0.57
4:D:1000:ARG:HA	4:D:1003:ILE:HD12	1.86	0.57
4:D:1211:ALA:HA	4:D:1214:MET:HE2	1.86	0.57
6:F:379:THR:HG1	6:F:633:LEU:HD13	1.70	0.57
6:F:662:ALA:HA	6:F:665:LEU:HD12	1.87	0.57
2:K:20:ARG:O	2:K:22:VAL:HG23	2.05	0.57
4:M:526:ILE:HA	9:R:62:TYR:CD2	2.40	0.57
5:N:123:HIS:CD2	5:N:150:ARG:HD2	2.40	0.57
6:O:685:HIS:NE2	7:P:167:LEU:O	2.36	0.57
7:P:287:LEU:HD12	7:P:300:SER:HB3	1.85	0.57
8:Q:820:MET:HG3	8:Q:840:LEU:HD13	1.87	0.57
9:R:78:PHE:O	9:R:124:HIS:HA	2.05	0.57
9:R:728:TYR:HH	9:R:736:TYR:HH	1.52	0.57

Continued on next page...

Continued from previous page...

Atom-1	Atom-2	Interatomic distance (Å)	Clash overlap (Å)
9:R:947:TYR:HB2	9:R:950:LYS:HB2	1.87	0.57
10:S:734:GLN:HG3	10:S:737:ARG:NH2	2.19	0.57
10:S:1760:MET:HE1	10:S:1902:ILE:HG12	1.87	0.57
12:U:647:LEU:HD21	12:U:668:ALA:HB2	1.87	0.57
1:A:11:THR:HG21	1:A:57:VAL:HG13	1.85	0.56
4:D:177:ILE:O	4:D:700:ASN:ND2	2.38	0.56
6:F:251:PHE:CG	7:G:304:LYS:HG2	2.40	0.56
6:F:331:ASN:OD1	6:F:347:PRO:CA	2.53	0.56
6:F:462:ASP:HB3	6:F:465:LEU:HD12	1.86	0.56
6:F:531:TRP:CZ2	6:F:599:ASP:OD2	2.58	0.56
8:H:447:MET:HE1	8:H:483:VAL:HG22	1.86	0.56
8:H:916:SER:HB3	9:I:918:HIS:HD2	1.70	0.56
9:I:934:HIS:CE1	9:I:962:ALA:HB2	2.40	0.56
1:J:99:VAL:HB	1:J:103:ARG:NH1	2.15	0.56
4:M:509:ILE:HD11	4:M:531:TRP:CZ3	2.39	0.56
5:N:110:ASP:OD1	5:N:114:LYS:N	2.29	0.56
6:O:449:ARG:HG3	6:O:449:ARG:HH11	1.70	0.56
6:O:485:GLN:HG3	6:O:489:TRP:HE1	1.68	0.56
7:P:27:ARG:HD2	7:P:28:LEU:N	2.20	0.56
7:P:56:HIS:HA	7:P:82:LYS:NZ	2.20	0.56
7:P:215:ARG:CZ	7:P:235:GLN:HB3	2.35	0.56
7:P:287:LEU:HB2	7:P:300:SER:HB3	1.86	0.56
8:Q:349:MET:HE3	8:Q:351:ASP:OD1	2.03	0.56
9:R:74:ASN:ND2	9:R:467:GLU:OE2	2.38	0.56
11:T:284:TYR:HB3	11:T:301:LEU:HD11	1.86	0.56
1:A:53:PHE:HB2	3:C:5:ARG:CZ	2.36	0.56
1:A:370:TRP:HD1	1:A:404:TYR:CE1	2.23	0.56
1:A:626:ASP:O	1:A:630:VAL:HG23	2.06	0.56
4:D:1310:ILE:HG12	4:D:1320:LEU:HD11	1.87	0.56
8:H:276:PHE:O	8:H:280:ILE:HG13	2.05	0.56
9:I:621:ALA:HB3	9:I:624:LEU:HD23	1.87	0.56
1:J:304:HIS:HA	1:J:307:VAL:HG22	1.87	0.56
1:J:558:LEU:HD13	1:J:561:LEU:HD21	1.87	0.56
3:L:251:LYS:HB3	3:L:267:GLU:HB2	1.87	0.56
4:M:1215:VAL:HG13	4:M:1241:ILE:HD11	1.88	0.56
5:N:47:ALA:HA	5:N:66:LEU:H	1.70	0.56
6:O:311:LEU:HG	6:O:312:GLU:HG2	1.87	0.56
6:O:324:PRO:HB3	6:O:355:TYR:HE1	1.69	0.56
6:O:486:LEU:HA	6:O:489:TRP:CD1	2.40	0.56
8:Q:262:VAL:HG22	8:Q:445:LYS:HZ2	1.69	0.56
8:Q:565:LYS:O	8:Q:569:GLN:HG3	2.05	0.56

Continued on next page...

Continued from previous page...

Atom-1	Atom-2	Interatomic distance (Å)	Clash overlap (Å)
8:Q:672:ASP:HB3	8:Q:675:GLN:HG3	1.86	0.56
10:S:448:ARG:HD3	10:S:516:GLY:HA2	1.86	0.56
1:A:366:SER:OG	1:A:367:SER:N	2.36	0.56
4:D:166:LEU:HD22	4:D:190:ILE:HG22	1.85	0.56
6:F:268:LEU:HD12	6:F:271:ARG:NH1	2.20	0.56
6:F:576:PRO:HD3	6:F:624:ALA:CA	2.12	0.56
7:G:195:ARG:NH2	7:G:197:GLU:OE2	2.38	0.56
8:H:503:TYR:HA	8:H:506:ILE:HG12	1.87	0.56
9:I:236:LEU:HD12	9:I:237:PRO:HD2	1.87	0.56
1:J:370:TRP:HE3	1:J:404:TYR:HE1	1.52	0.56
1:J:587:GLN:HA	1:J:643:ARG:HH22	1.70	0.56
2:K:81:MET:HE2	2:K:89:ILE:HD11	1.85	0.56
3:L:62:ARG:NH2	3:L:77:CYS:SG	2.78	0.56
3:L:226:ALA:O	3:L:238:LEU:HD12	2.05	0.56
4:M:1365:HIS:HB3	4:M:1374:LEU:HD11	1.87	0.56
6:O:603:HIS:HA	6:O:606:LYS:HE2	1.87	0.56
7:P:21:MET:HE3	7:P:22:ASP:OD1	2.05	0.56
7:P:76:SER:OG	7:P:84:ILE:HB	2.06	0.56
7:P:220:ALA:HB1	7:P:273:ALA:HB1	1.88	0.56
8:Q:174:ASN:HD21	8:Q:212:ARG:HH22	1.53	0.56
8:Q:600:LEU:HA	8:Q:603:ILE:HG12	1.87	0.56
8:Q:852:LEU:CG	8:Q:868:LEU:HD11	2.28	0.56
8:Q:868:LEU:HA	8:Q:871:ILE:HG22	1.86	0.56
9:R:589:ASP:HA	9:R:592:LYS:HD2	1.86	0.56
10:S:849:LEU:O	10:S:853:THR:HG23	2.04	0.56
10:S:1327:GLN:HA	10:S:1330:MET:CE	2.36	0.56
12:U:207:ASP:O	12:U:210:THR:N	2.38	0.56
12:U:809:ASN:HA	12:U:812:LEU:HD12	1.87	0.56
1:A:40:GLN:HG3	3:C:282:TRP:NE1	2.21	0.56
3:C:60:VAL:HA	3:C:78:SER:HB2	1.87	0.56
4:D:794:LEU:HB2	4:D:884:ARG:NH1	2.20	0.56
4:D:972:VAL:O	5:E:275:LYS:HE3	2.04	0.56
4:D:1140:TRP:HA	4:D:1177:LEU:O	2.06	0.56
4:D:1192:ARG:NH2	4:D:1207:GLY:O	2.39	0.56
4:D:1313:LEU:HB3	4:D:1318:VAL:HB	1.87	0.56
4:D:1413:ARG:O	4:D:1417:GLU:HG3	2.06	0.56
6:F:612:GLN:CB	12:U:183:MET:O	2.27	0.56
7:G:244:SER:HB2	7:G:252:TRP:CG	2.40	0.56
8:H:254:LEU:HD23	8:H:257:GLN:HE22	1.70	0.56
5:N:18:TYR:HD1	5:N:316:TYR:HA	1.70	0.56
6:O:291:PRO:HA	10:S:725:ARG:HH12	1.69	0.56

Continued on next page...

Continued from previous page...

Atom-1	Atom-2	Interatomic distance (Å)	Clash overlap (Å)
6:O:482:ILE:HG21	6:O:510:SER:HB3	1.86	0.56
7:P:85:ILE:O	7:P:96:THR:N	2.37	0.56
8:Q:146:MET:HE3	8:Q:539:ARG:HH12	1.69	0.56
8:Q:357:CYS:HA	8:Q:362:GLN:CD	2.30	0.56
8:Q:801:THR:O	8:Q:805:LYS:HG2	2.05	0.56
10:S:1257:ILE:O	10:S:1261:LEU:HG	2.06	0.56
11:T:955:HIS:HB3	11:T:960:ASN:HB2	1.87	0.56
11:T:993:ILE:HG23	11:T:997:TYR:CE2	2.40	0.56
12:U:563:GLY:O	12:U:569:ARG:NH2	2.28	0.56
1:A:369:TRP:HE1	1:A:404:TYR:HA	1.70	0.56
2:B:149:ARG:NH2	2:B:169:SER:OG	2.38	0.56
4:D:407:MET:HE3	4:D:427:PHE:CZ	2.40	0.56
4:D:431:GLN:OE1	11:T:113:ILE:HG13	2.05	0.56
4:D:1004:PHE:HZ	4:D:1036:LEU:HD12	1.70	0.56
4:D:1011:GLY:HA2	4:D:1043:ARG:HH12	1.71	0.56
6:F:324:PRO:CB	6:F:355:TYR:HE1	2.16	0.56
6:F:576:PRO:HA	6:F:579:GLU:CD	2.31	0.56
8:H:177:ILE:HG23	8:H:181:LYS:CE	2.36	0.56
1:J:70:LYS:HD3	2:K:246:HIS:CD2	2.40	0.56
1:J:541:GLU:O	1:J:545:MET:HG2	2.05	0.56
1:J:600:ARG:NH1	4:M:1122:ASN:OD1	2.39	0.56
6:O:339:PRO:HD2	7:P:172:SER:HB2	1.87	0.56
6:O:408:GLU:HA	6:O:411:LYS:HG2	1.87	0.56
6:O:438:ILE:HG12	6:O:502:ARG:HD3	1.86	0.56
8:Q:538:LEU:HB3	8:Q:567:TYR:HB2	1.88	0.56
9:R:195:PHE:HD2	9:R:200:CYS:HG	1.52	0.56
10:S:1417:ARG:HA	10:S:1420:LEU:HD12	1.87	0.56
12:U:269:ASN:HA	12:U:272:LEU:HD12	1.88	0.56
12:U:555:LEU:HD12	12:U:558:GLU:HB2	1.87	0.56
6:F:416:TRP:O	6:F:420:THR:HG23	2.06	0.56
6:F:486:LEU:HA	6:F:489:TRP:CD1	2.40	0.56
8:H:436:TRP:CH2	8:H:504:HIS:HD2	2.23	0.56
1:J:449:LEU:HB3	1:J:453:ARG:HH12	1.69	0.56
4:M:450:ILE:HG13	9:R:127:SER:HB2	1.88	0.56
4:M:1347:GLU:H	4:M:1347:GLU:CD	2.12	0.56
6:O:560:PHE:C	6:O:568:PRO:HB3	2.30	0.56
8:Q:280:ILE:HA	8:Q:283:TYR:CD2	2.41	0.56
1:A:238:MET:HE1	1:A:240:MET:HE2	1.86	0.56
3:C:113:ARG:NH2	4:D:1363:LYS:O	2.38	0.56
6:F:259:TRP:HZ3	7:G:274:ASN:ND2	2.03	0.56
6:F:379:THR:HG1	6:F:633:LEU:CD1	2.19	0.56

Continued on next page...

Continued from previous page...

Atom-1	Atom-2	Interatomic distance (Å)	Clash overlap (Å)
6:F:560:PHE:C	6:F:568:PRO:HB3	2.30	0.56
7:G:95:LYS:NZ	7:G:98:GLU:HG2	2.20	0.56
7:G:110:CYS:C	7:G:120:LEU:HD12	2.31	0.56
1:J:369:TRP:HB3	1:J:400:LEU:HD22	1.87	0.56
1:J:638:ALA:HA	1:J:641:LEU:HD12	1.85	0.56
3:L:113:ARG:HH22	4:M:1367:TYR:HE2	1.51	0.56
4:M:216:ALA:HB3	4:M:232:PRO:HG3	1.88	0.56
4:M:522:GLU:HG2	9:R:60:ARG:H	1.69	0.56
4:M:553:VAL:HG12	4:M:555:PRO:HD3	1.87	0.56
4:M:1112:ARG:HG3	10:S:466:PRO:HB3	1.88	0.56
6:O:714:LEU:HD23	6:O:718:LEU:HD12	1.86	0.56
8:Q:676:ARG:HH21	8:Q:717:GLN:HG3	1.70	0.56
9:R:324:ILE:HG22	9:R:328:ILE:HD11	1.88	0.56
9:R:582:ILE:O	9:R:586:GLN:NE2	2.38	0.56
10:S:1178:ARG:HH21	10:S:1179:LYS:HE2	1.70	0.56
10:S:1820:GLN:NE2	10:S:1824:ASN:OD1	2.37	0.56
12:U:484:GLU:O	12:U:487:ARG:NE	2.37	0.56
1:A:444:THR:HG21	1:A:447:LYS:CE	2.35	0.56
2:B:284:TRP:HB3	2:B:337:ILE:HB	1.87	0.56
4:D:1312:LYS:HE3	4:D:1316:HIS:CE1	2.40	0.56
4:D:1354:LEU:HD21	4:D:1411:LEU:HD11	1.88	0.56
6:F:733:SER:CB	6:F:742:GLU:HG3	2.36	0.56
6:F:888:LEU:HA	6:F:891:LEU:HB2	1.87	0.56
7:G:100:THR:HG22	7:G:101:GLY:H	1.69	0.56
8:H:337:LEU:HA	8:H:340:TYR:CD2	2.41	0.56
8:H:616:ALA:HB1	8:H:621:LEU:HB2	1.87	0.56
8:H:641:GLU:HB3	8:H:693:SER:HB2	1.86	0.56
9:I:543:LEU:HD11	9:I:606:LEU:HD22	1.88	0.56
9:I:959:LYS:HB3	9:I:979:ILE:HD13	1.88	0.56
1:J:594:GLN:O	1:J:598:LEU:HG	2.06	0.56
3:L:308:ASN:HB3	3:L:314:LYS:HE2	1.87	0.56
4:M:911:PHE:HZ	4:M:937:VAL:HG12	1.69	0.56
4:M:1069:ALA:O	4:M:1080:TYR:OH	2.21	0.56
8:Q:732:ASP:HB3	8:Q:736:ARG:NH1	2.20	0.56
9:R:890:LEU:HD12	9:R:895:ARG:HH22	1.70	0.56
10:S:1107:MET:HE3	10:S:1276:ALA:HB3	1.87	0.56
10:S:1337:VAL:O	10:S:1341:THR:HG22	2.04	0.56
11:T:14:ALA:HA	11:T:484:GLY:HA3	1.86	0.56
12:U:607:LYS:NZ	12:U:632:LEU:O	2.39	0.56
1:A:191:HIS:CE1	1:A:193:LYS:HE2	2.41	0.56
1:A:497:ALA:O	1:A:501:SER:OG	2.20	0.56

Continued on next page...

Continued from previous page...

Atom-1	Atom-2	Interatomic distance (Å)	Clash overlap (Å)
1:A:636:ALA:HA	1:A:639:ARG:HG2	1.86	0.56
2:B:224:PRO:HG2	2:B:271:PRO:HA	1.87	0.56
4:D:218:THR:HG22	4:D:230:ALA:HB3	1.87	0.56
6:F:780:LEU:HB2	6:F:803:LEU:HD13	1.88	0.56
8:H:357:CYS:HA	8:H:362:GLN:CD	2.30	0.56
8:H:484:PHE:CE1	8:H:508:LYS:HB2	2.41	0.56
8:H:889:ARG:HA	8:H:892:LEU:HG	1.88	0.56
9:I:524:ALA:HB1	9:I:600:PHE:CE1	2.41	0.56
1:J:168:VAL:HG21	1:J:307:VAL:HG21	1.88	0.56
2:K:15:SER:HB3	2:K:38:TRP:CD1	2.41	0.56
4:M:610:ILE:HD13	4:M:613:LEU:HD12	1.86	0.56
4:M:940:GLU:HB2	4:M:943:LEU:HD12	1.88	0.56
5:N:90:LEU:HD23	5:N:111:PHE:HD2	1.71	0.56
9:R:195:PHE:CZ	9:R:215:SER:HB2	2.41	0.56
9:R:1098:GLU:HA	9:R:1139:GLN:HG2	1.88	0.56
10:S:668:GLN:NE2	10:S:673:VAL:H	2.03	0.56
10:S:1043:VAL:O	10:S:1094:HIS:HD2	1.89	0.56
10:S:1245:ALA:O	10:S:1249:GLN:NE2	2.38	0.56
10:S:1301:PRO:O	10:S:1305:ARG:HG3	2.06	0.56
11:T:990:ARG:HA	11:T:993:ILE:HD12	1.88	0.56
1:A:78:ILE:HD11	1:A:108:VAL:HG21	1.87	0.56
3:C:277:HIS:NE2	3:C:303:ARG:HG3	2.20	0.56
7:G:212:ASP:HB3	7:G:235:GLN:HE21	1.70	0.56
8:H:436:TRP:CD1	8:H:495:VAL:HG11	2.23	0.56
8:H:736:ARG:NH1	8:H:816:ASP:HB2	2.21	0.56
2:K:16:ARG:HH11	2:K:81:MET:HB2	1.69	0.56
3:L:295:SER:O	3:L:302:VAL:HA	2.06	0.56
4:M:299:LEU:O	4:M:310:MET:HA	2.06	0.56
4:M:542:GLN:HA	4:M:545:LEU:HD12	1.88	0.56
6:O:535:LEU:HA	6:O:538:HIS:ND1	2.21	0.56
6:O:576:PRO:HA	6:O:579:GLU:CD	2.31	0.56
6:O:630:ASP:OD1	6:O:632:ARG:NE	2.38	0.56
7:P:95:LYS:NZ	7:P:98:GLU:HB2	2.20	0.56
8:Q:583:TYR:HA	8:Q:586:HIS:CE1	2.41	0.56
9:R:871:ARG:NH1	9:R:874:THR:HB	2.21	0.56
1:A:69:ARG:HD2	2:B:245:ARG:CD	2.36	0.55
1:A:153:GLU:OE1	1:A:153:GLU:N	2.25	0.55
2:B:66:PRO:HG2	2:B:367:ILE:HD13	1.88	0.55
3:C:62:ARG:HB3	3:C:77:CYS:SG	2.46	0.55
3:C:162:LYS:NZ	3:C:198:GLN:HG2	2.21	0.55
4:D:1047:GLN:OE1	4:D:1047:GLN:N	2.38	0.55

Continued on next page...

Continued from previous page...

Atom-1	Atom-2	Interatomic distance (Å)	Clash overlap (Å)
5:E:79:ALA:HB3	5:E:96:ALA:HB3	1.88	0.55
8:H:233:GLU:H	8:H:233:GLU:CD	2.14	0.55
8:H:374:LEU:O	8:H:390:GLU:HG2	2.05	0.55
4:M:634:HIS:CD2	4:M:635:PRO:HD2	2.41	0.55
6:O:561:GLN:O	6:O:563:GLN:NE2	2.39	0.55
8:Q:532:LEU:HG	8:Q:533:LEU:HG	1.86	0.55
10:S:927:GLN:HA	10:S:930:ILE:HD12	1.87	0.55
10:S:1006:TYR:CE1	10:S:1016:ASN:HA	2.40	0.55
10:S:1305:ARG:NH1	10:S:1347:SER:OG	2.34	0.55
11:T:143:GLN:H	11:T:312:LEU:HD13	1.71	0.55
11:T:185:SER:HA	11:T:208:ARG:HH11	1.71	0.55
11:T:401:ASP:HB3	11:T:404:ARG:HB2	1.89	0.55
12:U:406:GLU:CG	12:U:414:TYR:HB2	2.34	0.55
2:B:257:HIS:CD2	2:B:259:ALA:H	2.24	0.55
3:C:86:TRP:CE3	3:C:103:TRP:HB3	2.40	0.55
6:F:342:HIS:HE2	6:F:344:ARG:HE	1.54	0.55
6:F:535:LEU:HA	6:F:538:HIS:ND1	2.21	0.55
8:H:436:TRP:CB	8:H:498:GLU:OE1	2.54	0.55
8:H:533:LEU:HA	8:H:537:LEU:HD22	1.88	0.55
9:I:466:ARG:HD2	9:I:466:ARG:C	2.31	0.55
9:I:870:GLN:HA	9:I:873:MET:HE3	1.88	0.55
1:J:490:ARG:HH11	2:K:26:SER:H	1.52	0.55
5:N:305:HIS:CE1	5:N:307:ARG:HG2	2.41	0.55
6:O:263:HIS:HE1	6:O:307:GLU:N	2.04	0.55
6:O:787:GLU:HA	6:O:790:LYS:NZ	2.21	0.55
8:Q:152:LYS:O	8:Q:155:LEU:HB3	2.05	0.55
8:Q:206:GLN:HB3	8:Q:503:TYR:CG	2.42	0.55
8:Q:345:ILE:C	8:Q:348:GLY:H	2.14	0.55
8:Q:355:ARG:NH2	8:Q:359:ARG:NE	2.44	0.55
9:R:952:LYS:HZ2	9:R:986:LEU:HD22	1.70	0.55
10:S:624:VAL:HG23	10:S:625:VAL:H	1.71	0.55
11:T:564:LYS:O	11:T:567:THR:OG1	2.22	0.55
11:T:882:LEU:HD23	11:T:913:MET:HG2	1.87	0.55
12:U:188:GLN:HG3	12:U:212:ALA:HB2	1.87	0.55
12:U:718:LEU:O	12:U:719:LYS:HG2	2.06	0.55
6:F:408:GLU:HA	6:F:411:LYS:HG2	1.88	0.55
6:F:612:GLN:HB3	12:U:183:MET:C	2.26	0.55
8:H:276:PHE:CE2	8:H:280:ILE:HD11	2.41	0.55
1:J:58:ARG:NH1	1:J:64:TYR:OH	2.40	0.55
2:K:8:LYS:HD3	2:K:66:PRO:HD2	1.89	0.55
4:M:472:ILE:HA	4:M:475:LEU:HD12	1.88	0.55

Continued on next page...

Continued from previous page...

Atom-1	Atom-2	Interatomic distance (Å)	Clash overlap (Å)
4:M:1066:GLU:O	4:M:1070:ARG:HG2	2.06	0.55
6:O:352:ILE:HD11	6:O:644:LEU:HD21	1.88	0.55
6:O:796:GLU:HB3	6:O:800:LYS:HZ3	1.71	0.55
7:P:235:GLN:HA	7:P:263:VAL:HA	1.88	0.55
8:Q:337:LEU:HA	8:Q:340:TYR:CD2	2.41	0.55
10:S:1184:LEU:HD12	10:S:1187:ILE:HD12	1.88	0.55
11:T:434:VAL:HG13	11:T:486:ILE:HD13	1.88	0.55
11:T:806:LEU:HD23	11:T:809:LEU:HD12	1.88	0.55
12:U:314:ILE:O	12:U:315:GLU:HG3	2.05	0.55
12:U:552:PHE:HB3	12:U:567:PHE:CE1	2.40	0.55
1:A:74:GLU:N	1:A:74:GLU:OE1	2.40	0.55
1:A:318:LYS:HD2	1:A:319:PRO:HD2	1.89	0.55
2:B:48:TRP:CZ2	2:B:68:GLN:HB2	2.41	0.55
2:B:270:ASN:HD21	2:B:356:GLN:HE22	1.55	0.55
3:C:208:LYS:NZ	3:C:209:TYR:O	2.38	0.55
3:C:235:PHE:HB2	3:C:250:MET:O	2.06	0.55
3:C:251:LYS:HD2	3:C:252:PRO:HD2	1.88	0.55
4:D:1115:ARG:O	4:D:1119:LYS:HG2	2.06	0.55
6:F:438:ILE:HG12	6:F:502:ARG:HD3	1.86	0.55
6:F:561:GLN:O	6:F:563:GLN:NE2	2.38	0.55
8:H:345:ILE:C	8:H:348:GLY:H	2.14	0.55
8:H:773:PHE:CZ	1:J:563:THR:HG23	2.41	0.55
1:J:96:ALA:HB3	2:K:318:ASN:O	2.06	0.55
2:K:195:TRP:CD1	2:K:205:THR:HG1	2.25	0.55
3:L:11:HIS:NE2	3:L:29:THR:O	2.39	0.55
3:L:134:SER:OG	3:L:140:ARG:NH2	2.38	0.55
5:N:161:MET:HA	5:N:161:MET:HE3	1.89	0.55
6:O:843:GLN:HB3	6:O:853:GLN:HB2	1.88	0.55
7:P:197:GLU:CD	7:P:202:LYS:HB2	2.31	0.55
7:P:243:THR:OG1	7:P:253:THR:OG1	2.23	0.55
8:Q:629:THR:HA	8:Q:632:GLU:CD	2.31	0.55
10:S:116:GLU:HB2	10:S:127:ARG:HE	1.72	0.55
10:S:1973:SER:O	10:S:1976:LYS:HG2	2.07	0.55
12:U:529:PHE:O	12:U:533:LEU:HG	2.06	0.55
1:A:115:GLU:O	1:A:119:LEU:HG	2.06	0.55
1:A:398:GLU:OE1	1:A:398:GLU:N	2.39	0.55
2:B:297:PHE:C	2:B:338:THR:HB	2.31	0.55
4:D:328:VAL:HG22	4:D:386:HIS:CE1	2.41	0.55
6:F:297:LEU:HD13	6:F:301:PRO:HD3	1.88	0.55
6:F:827:LYS:O	6:F:831:LYS:HG2	2.06	0.55
7:G:62:GLN:HE21	7:G:77:CYS:HB3	1.71	0.55

Continued on next page...

Continued from previous page...

Atom-1	Atom-2	Interatomic distance (Å)	Clash overlap (Å)
1:J:1:MET:HG2	1:J:356:HIS:HB3	1.88	0.55
1:J:79:PHE:HD1	1:J:374:HIS:CE1	2.24	0.55
1:J:106:ARG:HA	1:J:109:LEU:HD12	1.87	0.55
4:M:45:SER:H	4:M:579:HIS:CE1	2.24	0.55
4:M:360:TYR:HB2	4:M:369:PHE:CE1	2.41	0.55
4:M:410:TRP:CE3	4:M:424:HIS:HB3	2.42	0.55
4:M:1142:VAL:HA	4:M:1176:ILE:HA	1.89	0.55
4:M:1188:LEU:HD23	4:M:1214:MET:HE1	1.88	0.55
5:N:73:GLU:OE1	5:N:105:ARG:NH2	2.39	0.55
7:P:61:TRP:HB2	7:P:77:CYS:SG	2.46	0.55
9:R:871:ARG:HH11	9:R:874:THR:HB	1.72	0.55
10:S:381:THR:HB	10:S:385:PHE:HE2	1.71	0.55
10:S:772:ASP:OD1	10:S:773:TYR:N	2.39	0.55
11:T:366:ASP:N	11:T:366:ASP:OD1	2.39	0.55
12:U:540:PHE:HB3	12:U:543:THR:OG1	2.06	0.55
2:B:73:LYS:HZ1	6:O:278:ARG:H	1.54	0.55
4:D:881:CYS:SG	4:D:885:ASN:ND2	2.80	0.55
6:F:697:ARG:HH12	7:G:272:THR:HG22	1.72	0.55
6:F:858:LYS:HD2	6:F:859:ARG:HE	1.70	0.55
8:H:280:ILE:HA	8:H:283:TYR:CD2	2.41	0.55
1:J:103:ARG:O	1:J:107:SER:OG	2.23	0.55
1:J:455:CYS:HA	1:J:460:MET:HE2	1.89	0.55
1:J:542:PHE:HE1	1:J:554:ALA:HB1	1.72	0.55
4:M:123:LEU:HB3	4:M:185:SER:HB2	1.89	0.55
4:M:745:MET:HA	4:M:745:MET:HE3	1.89	0.55
4:M:843:SER:O	4:M:850:ARG:NH1	2.40	0.55
4:M:1308:CYS:HA	4:M:1311:ASN:ND2	2.21	0.55
4:M:1363:LYS:HG2	4:M:1366:GLN:HE22	1.70	0.55
5:N:22:VAL:HG22	5:N:36:LEU:HD11	1.88	0.55
5:N:102:LYS:O	5:N:122:GLY:HA3	2.07	0.55
5:N:305:HIS:HE1	5:N:307:ARG:HG2	1.71	0.55
6:O:416:TRP:O	6:O:420:THR:HG23	2.06	0.55
6:O:537:ILE:HG23	6:O:541:TYR:HD2	1.71	0.55
7:P:27:ARG:HG2	7:P:40:PHE:O	2.07	0.55
7:P:30:THR:O	7:P:37:VAL:HA	2.07	0.55
7:P:242:TRP:CZ2	7:P:254:PRO:HB3	2.42	0.55
9:R:359:TYR:HA	9:R:382:GLN:HE22	1.72	0.55
10:S:764:ASP:HB2	10:S:768:LYS:NZ	2.21	0.55
10:S:767:TYR:CE2	10:S:848:MET:HE1	2.42	0.55
10:S:1414:GLN:O	10:S:1417:ARG:HG2	2.07	0.55
10:S:1966:GLY:O	10:S:1970:PHE:HB3	2.07	0.55

Continued on next page...

Continued from previous page...

Atom-1	Atom-2	Interatomic distance (Å)	Clash overlap (Å)
1:A:408:LEU:HA	1:A:414:LEU:HD23	1.87	0.55
1:A:466:SER:O	1:A:469:LYS:HG3	2.07	0.55
1:A:648:GLU:O	1:A:652:GLN:HG2	2.07	0.55
4:D:1340:TYR:HE2	4:D:1352:LEU:CD1	2.18	0.55
6:F:254:GLY:O	6:F:261:LEU:HG	2.07	0.55
6:F:635:TRP:CH2	6:F:677:VAL:HG13	2.42	0.55
6:F:909:LEU:O	6:F:913:THR:HG23	2.07	0.55
8:H:242:LYS:NZ	8:H:375:TYR:O	2.26	0.55
8:H:247:LYS:HB3	8:H:251:ARG:HH21	1.72	0.55
8:H:366:ALA:HA	8:H:369:LEU:HD12	1.89	0.55
8:H:839:LEU:HA	8:H:842:ARG:NE	2.22	0.55
4:M:1272:LEU:H	4:M:1276:ILE:HG12	1.70	0.55
6:O:862:ASN:O	6:O:865:ARG:HG3	2.06	0.55
8:Q:254:LEU:HD23	8:Q:257:GLN:HE22	1.70	0.55
10:S:753:ALA:HA	10:S:756:TRP:CE3	2.41	0.55
10:S:985:LEU:HD23	10:S:988:LEU:HD12	1.89	0.55
11:T:868:ALA:HB2	11:T:877:HIS:CE1	2.42	0.55
12:U:515:SER:HA	12:U:525:ARG:HH21	1.71	0.55
2:B:69:LEU:HB3	2:B:108:GLN:NE2	2.22	0.55
2:B:101:PHE:HA	2:B:111:SER:O	2.07	0.55
2:B:215:VAL:HB	2:B:235:GLN:HB2	1.88	0.55
6:F:346:ASN:N	6:F:347:PRO:HD3	2.21	0.55
6:F:767:ALA:HB2	6:F:776:LEU:HD12	1.89	0.55
8:H:370:GLU:HA	8:H:373:LYS:HZ2	1.72	0.55
8:H:401:CYS:SG	8:H:405:MET:HE3	2.47	0.55
2:K:146:GLU:HG2	2:K:171:THR:HG23	1.89	0.55
6:O:359:VAL:HG21	6:O:380:TRP:CD1	2.42	0.55
8:Q:366:ALA:HA	8:Q:369:LEU:HD12	1.88	0.55
10:S:866:GLU:N	10:S:866:GLU:OE2	2.37	0.55
10:S:1781:PHE:O	10:S:1910:TYR:OH	2.17	0.55
10:S:1900:LEU:O	10:S:2002:ILE:HD11	2.07	0.55
12:U:44:ARG:HG2	12:U:122:PHE:CD2	2.41	0.55
12:U:738:PHE:HB3	12:U:742:ILE:HG23	1.88	0.55
1:A:79:PHE:O	1:A:83:GLN:NE2	2.40	0.55
1:A:106:ARG:HH21	1:A:145:ASN:HA	1.70	0.55
1:A:150:LEU:HD22	1:A:151:PHE:CZ	2.41	0.55
4:D:609:LEU:HD11	4:D:674:ALA:HB1	1.89	0.55
4:D:1185:GLU:O	4:D:1188:LEU:HG	2.07	0.55
6:F:900:MET:SD	6:F:901:PRO:HD2	2.47	0.55
1:J:66:PRO:HA	1:J:69:ARG:CZ	2.36	0.55
1:J:70:LYS:NZ	2:K:246:HIS:H	2.05	0.55

Continued on next page...

Continued from previous page...

Atom-1	Atom-2	Interatomic distance (Å)	Clash overlap (Å)
1:J:446:LYS:NZ	1:J:447:LYS:HE2	2.21	0.55
1:J:603:GLU:OE2	4:M:1125:LEU:HD21	2.07	0.55
1:J:613:THR:HG22	1:J:620:LYS:HG3	1.88	0.55
2:K:21:PRO:HD2	2:K:86:LYS:HA	1.88	0.55
4:M:105:TRP:HB2	4:M:112:LEU:HD11	1.89	0.55
4:M:445:ASP:O	4:M:535:TYR:OH	2.13	0.55
4:M:477:LYS:O	4:M:480:GLN:HG2	2.07	0.55
5:N:282:ILE:HD13	5:N:292:LEU:HD23	1.89	0.55
6:O:554:HIS:O	6:O:557:GLU:HG3	2.07	0.55
6:O:670:LEU:HB3	6:O:673:TRP:CE3	2.42	0.55
7:P:54:ARG:NH1	7:P:56:HIS:H	2.04	0.55
8:Q:127:THR:HA	12:U:160:GLN:HG3	1.88	0.55
8:Q:276:PHE:CE2	8:Q:280:ILE:HD11	2.41	0.55
8:Q:549:ARG:NH2	8:Q:555:ALA:H	2.05	0.55
9:R:222:ARG:HB3	9:R:234:ARG:HG3	1.87	0.55
9:R:655:GLN:NE2	9:R:656:LEU:HG	2.22	0.55
9:R:971:VAL:HG12	9:R:975:LYS:HZ3	1.72	0.55
10:S:970:GLN:O	10:S:974:THR:HG23	2.06	0.55
10:S:1857:GLU:OE2	10:S:1877:ARG:HG2	2.07	0.55
10:S:2000:ARG:HH12	10:S:2003:ARG:HG2	1.71	0.55
12:U:742:ILE:O	12:U:746:LEU:HG	2.07	0.55
4:D:369:PHE:HB2	4:D:390:ILE:HB	1.88	0.55
4:D:432:ALA:HB1	11:T:109:TYR:CE2	2.42	0.55
4:D:522:GLU:O	4:D:526:ILE:HG12	2.06	0.55
4:D:1352:LEU:HB3	4:D:1356:TYR:CZ	2.42	0.55
6:F:252:ARG:NH2	7:G:268:SER:HB2	2.22	0.55
6:F:554:HIS:O	6:F:557:GLU:HG3	2.07	0.55
6:F:712:ASN:O	6:F:716:GLN:HG2	2.06	0.55
7:G:259:LYS:HE2	12:U:280:GLN:HG2	1.89	0.55
1:J:76:HIS:O	1:J:80:VAL:HG23	2.07	0.55
1:J:199:THR:HA	1:J:202:VAL:HG22	1.88	0.55
1:J:556:SER:O	1:J:559:LEU:HG	2.07	0.55
2:K:6:ALA:HB3	2:K:369:VAL:HB	1.89	0.55
2:K:296:THR:HB	2:K:336:GLU:HA	1.88	0.55
3:L:171:ASN:HD22	3:L:181:MET:HB3	1.72	0.55
7:P:77:CYS:HB3	7:P:109:VAL:HG13	1.88	0.55
7:P:87:LYS:HG3	7:P:89:GLU:OE1	2.06	0.55
8:Q:247:LYS:HB3	8:Q:251:ARG:HH21	1.72	0.55
9:R:202:PHE:HD2	9:R:265:LEU:HD23	1.72	0.55
9:R:572:GLU:HG3	9:R:577:SER:HB2	1.88	0.55
10:S:1121:LEU:HD23	10:S:1290:ILE:HG22	1.88	0.55

Continued on next page...

Continued from previous page...

Atom-1	Atom-2	Interatomic distance (Å)	Clash overlap (Å)
10:S:1338:PHE:HE1	10:S:1422:GLY:HA3	1.72	0.55
11:T:676:MET:HE1	11:T:686:GLN:HE22	1.72	0.55
11:T:701:TYR:HE1	11:T:817:ASP:HB3	1.72	0.55
11:T:807:ILE:HG22	11:T:811:GLN:HE21	1.72	0.55
11:T:915:GLN:O	11:T:915:GLN:NE2	2.40	0.55
1:A:53:PHE:O	3:C:5:ARG:NH2	2.40	0.54
1:A:127:ALA:O	1:A:131:ILE:HG13	2.07	0.54
1:A:412:HIS:O	1:A:415:TRP:NE1	2.36	0.54
1:A:445:GLU:HA	2:B:24:ALA:O	2.07	0.54
1:A:550:GLN:HB3	1:A:553:GLU:OE2	2.07	0.54
1:A:620:LYS:NZ	1:A:622:ASP:OD2	2.41	0.54
3:C:141:ILE:O	3:C:156:GLN:N	2.40	0.54
4:D:495:GLU:O	4:D:498:LYS:HG3	2.07	0.54
4:D:1380:LEU:HD22	6:F:246:PHE:HB2	1.87	0.54
6:F:410:ARG:HG3	6:F:547:ALA:O	2.08	0.54
6:F:607:LEU:CD2	6:F:618:LEU:HD11	2.36	0.54
8:H:676:ARG:HH21	8:H:713:GLU:CD	2.14	0.54
9:I:220:LEU:O	9:I:240:GLN:NE2	2.39	0.54
9:I:1106:ALA:HA	9:I:1109:LEU:HD12	1.89	0.54
2:K:273:HIS:ND1	2:K:287:ASP:OD1	2.40	0.54
3:L:32:SER:HA	3:L:59:SER:HA	1.89	0.54
3:L:248:PHE:CD1	3:L:270:THR:HA	2.42	0.54
4:M:478:ALA:O	4:M:481:ILE:HB	2.08	0.54
6:O:472:MET:HA	6:O:509:LEU:HD13	1.89	0.54
7:P:65:TRP:CD2	7:P:74:LEU:HD21	2.41	0.54
7:P:227:THR:HA	7:P:245:ASP:HA	1.88	0.54
8:Q:364:TRP:O	8:Q:368:THR:HG23	2.06	0.54
8:Q:401:CYS:SG	8:Q:405:MET:HE3	2.47	0.54
9:R:452:VAL:HG22	9:R:462:THR:HB	1.89	0.54
10:S:1464:ASP:O	10:S:1468:ILE:HG12	2.06	0.54
10:S:1659:LEU:O	10:S:1720:ARG:NH1	2.39	0.54
1:A:227:MET:HE1	1:A:272:PHE:HA	1.89	0.54
1:A:643:ARG:NH2	4:D:1088:ILE:HG22	2.22	0.54
2:B:181:THR:HB	2:B:197:LEU:HB2	1.89	0.54
2:B:241:ILE:HD13	2:B:252:SER:HB2	1.88	0.54
6:F:290:LYS:HB2	7:G:47:GLN:H	1.72	0.54
7:G:192:LYS:HD2	7:G:194:TRP:CZ2	2.42	0.54
8:H:262:VAL:HG13	8:H:445:LYS:HZ1	1.72	0.54
8:H:784:LYS:O	8:H:787:GLU:HG3	2.07	0.54
9:I:858:GLN:NE2	9:I:859:ILE:HG23	2.23	0.54
1:J:151:PHE:O	1:J:154:SER:OG	2.20	0.54

Continued on next page...

Continued from previous page...

Atom-1	Atom-2	Interatomic distance (Å)	Clash overlap (Å)
4:M:922:GLU:HG2	4:M:925:LYS:HE3	1.89	0.54
4:M:1232:GLN:O	4:M:1235:LYS:NZ	2.28	0.54
7:P:86:TRP:HA	7:P:95:LYS:HA	1.88	0.54
8:Q:166:ILE:HA	8:Q:169:TYR:HD2	1.72	0.54
8:Q:169:TYR:HE2	8:Q:547:PHE:HZ	1.55	0.54
9:R:704:SER:O	9:R:707:TRP:HB3	2.07	0.54
10:S:1265:VAL:O	10:S:1269:LYS:HG2	2.08	0.54
10:S:1300:ILE:HD12	10:S:1301:PRO:HD2	1.89	0.54
10:S:1305:ARG:O	10:S:1309:ILE:HG13	2.08	0.54
10:S:1779:CYS:HA	10:S:1905:ARG:HH12	1.72	0.54
11:T:110:ASP:O	11:T:112:GLY:N	2.38	0.54
1:A:18:GLN:OE1	1:A:18:GLN:N	2.40	0.54
1:A:302:TRP:O	1:A:305:PHE:HB3	2.08	0.54
1:A:441:PRO:HG2	3:C:25:ARG:HG2	1.90	0.54
4:D:1199:ASN:O	4:D:1202:THR:OG1	2.23	0.54
6:F:652:HIS:CE1	6:F:653:ARG:HG3	2.42	0.54
6:F:735:ARG:CZ	7:G:71:GLY:HA2	2.38	0.54
8:H:172:THR:O	8:H:176:GLN:NE2	2.40	0.54
9:I:956:GLY:O	9:I:959:LYS:HG3	2.08	0.54
3:L:306:LYS:O	3:L:314:LYS:NZ	2.40	0.54
4:M:446:ASP:HB3	9:R:129:LYS:HD3	1.89	0.54
4:M:1228:ILE:O	4:M:1232:GLN:HG2	2.08	0.54
6:O:603:HIS:HD2	6:O:606:LYS:NZ	2.06	0.54
9:R:989:GLN:HE22	9:R:1009:VAL:HA	1.71	0.54
10:S:300:MET:HG3	10:S:306:TYR:CE1	2.43	0.54
2:B:257:HIS:CG	2:B:258:GLU:H	2.25	0.54
2:B:296:THR:O	2:B:308:SER:OG	2.23	0.54
3:C:235:PHE:HB3	3:C:251:LYS:HD2	1.89	0.54
4:D:1194:THR:O	4:D:1197:LYS:HG3	2.06	0.54
6:F:671:TRP:O	6:F:675:ILE:HD12	2.07	0.54
6:F:847:ALA:O	6:F:850:ARG:HG3	2.08	0.54
8:H:601:GLU:HG2	8:H:630:VAL:HG13	1.88	0.54
1:J:390:LEU:HA	3:L:309:TYR:CE1	2.43	0.54
4:M:238:ILE:HB	4:M:257:LEU:HB2	1.87	0.54
4:M:1391:LEU:HD12	4:M:1394:ALA:HB3	1.88	0.54
6:O:259:TRP:CZ3	7:P:275:ILE:HB	2.43	0.54
6:O:672:GLU:HB2	6:O:714:LEU:HD21	1.89	0.54
8:Q:292:THR:N	8:Q:327:ASP:OD2	2.40	0.54
8:Q:449:ASP:O	8:Q:452:VAL:HG12	2.08	0.54
8:Q:807:LYS:O	8:Q:811:VAL:HG12	2.08	0.54
10:S:469:SER:H	10:S:472:LEU:HB2	1.72	0.54

Continued on next page...

Continued from previous page...

Atom-1	Atom-2	Interatomic distance (Å)	Clash overlap (Å)
10:S:1079:ARG:HG3	10:S:1080:TYR:N	2.22	0.54
10:S:1757:SER:O	10:S:1761:GLU:HG3	2.07	0.54
10:S:1876:ARG:HD3	10:S:1880:LYS:HE2	1.89	0.54
11:T:108:LEU:HB3	11:T:118:LYS:HB3	1.88	0.54
1:A:449:LEU:O	1:A:453:ARG:HG2	2.07	0.54
3:C:202:TYR:CE1	3:C:204:GLU:HA	2.43	0.54
4:D:434:HIS:N	11:T:112:GLY:O	2.40	0.54
4:D:682:MET:HE3	4:D:767:LEU:HD21	1.89	0.54
4:D:702:SER:HA	4:D:836:PHE:CB	2.37	0.54
7:G:269:TRP:CE2	7:G:276:LEU:HD13	2.43	0.54
8:H:173:CYS:HA	8:H:176:GLN:NE2	2.23	0.54
9:I:1029:GLU:HG2	9:I:1088:VAL:HG22	1.90	0.54
1:J:605:ARG:C	1:J:609:LYS:HZ3	2.15	0.54
3:L:64:THR:HG23	3:L:121:PHE:CE2	2.43	0.54
6:O:594:ILE:HG13	6:O:595:SER:N	2.22	0.54
6:O:780:LEU:HA	6:O:783:LEU:HD12	1.90	0.54
7:P:256:LEU:HD21	7:P:259:LYS:HB2	1.88	0.54
8:Q:177:ILE:O	8:Q:181:LYS:HG2	2.06	0.54
9:R:221:VAL:HG22	9:R:235:VAL:HG22	1.88	0.54
9:R:833:PRO:HA	9:R:836:ILE:HG12	1.89	0.54
10:S:237:CYS:HA	10:S:277:TYR:CE1	2.43	0.54
10:S:1327:GLN:HA	10:S:1330:MET:HE2	1.89	0.54
10:S:1890:SER:HA	10:S:1985:TYR:CE2	2.41	0.54
11:T:297:VAL:H	11:T:334:SER:HB3	1.72	0.54
11:T:993:ILE:HG23	11:T:997:TYR:HE2	1.71	0.54
12:U:374:LEU:HA	12:U:377:ARG:HH21	1.72	0.54
12:U:811:ARG:HE	12:U:814:GLN:NE2	2.06	0.54
1:A:37:THR:HA	3:C:15:ILE:HD11	1.89	0.54
1:A:449:LEU:HD12	1:A:452:LEU:HD22	1.89	0.54
4:D:41:ASN:OD1	4:D:42:LEU:N	2.36	0.54
4:D:1133:LEU:O	11:T:1003:ARG:NH2	2.21	0.54
6:F:472:MET:HA	6:F:509:LEU:HD13	1.90	0.54
7:G:228:SER:O	7:G:243:THR:HA	2.08	0.54
8:H:862:TYR:HB2	8:H:902:LEU:HG	1.90	0.54
1:J:417:LEU:HB3	1:J:421:TYR:HE2	1.72	0.54
1:J:468:CYS:HA	1:J:487:TRP:CE3	2.42	0.54
1:J:569:CYS:HA	1:J:572:TRP:HE3	1.72	0.54
3:L:199:ILE:HG22	3:L:212:ALA:HB3	1.90	0.54
4:M:1352:LEU:HG	4:M:1356:TYR:CE2	2.41	0.54
6:O:262:VAL:HA	6:O:306:VAL:HG22	1.88	0.54
6:O:438:ILE:H	6:O:438:ILE:HD12	1.72	0.54

Continued on next page...

Continued from previous page...

Atom-1	Atom-2	Interatomic distance (Å)	Clash overlap (Å)
6:O:693:GLU:CG	6:O:697:ARG:HH12	2.20	0.54
8:Q:210:THR:HG22	8:Q:214:ILE:HD11	1.89	0.54
8:Q:697:GLU:O	8:Q:700:LYS:HG3	2.08	0.54
9:R:524:ALA:HB1	9:R:600:PHE:HE1	1.72	0.54
9:R:812:ASN:HB3	9:R:815:ARG:HG2	1.88	0.54
10:S:407:LEU:HD23	10:S:410:ARG:HH21	1.73	0.54
11:T:578:LEU:HD13	11:T:636:PHE:HE1	1.72	0.54
1:A:114:GLU:O	1:A:118:THR:HG23	2.08	0.54
1:A:432:TYR:HD1	1:A:435:LEU:HD13	1.73	0.54
1:A:500:ILE:HG13	1:A:503:ARG:HH21	1.72	0.54
4:D:259:GLN:H	4:D:265:ARG:HH21	1.55	0.54
5:E:204:LEU:HD21	5:E:237:MET:HE1	1.90	0.54
6:F:359:VAL:HG21	6:F:380:TRP:CD1	2.42	0.54
6:F:503:LEU:HD22	6:F:523:ILE:HG21	1.89	0.54
6:F:537:ILE:HG23	6:F:541:TYR:HD2	1.71	0.54
6:F:613:TYR:C	12:U:183:MET:HE3	2.27	0.54
6:F:757:LYS:HB3	6:F:761:ARG:NH1	2.23	0.54
8:H:292:THR:N	8:H:327:ASP:OD2	2.40	0.54
9:I:115:ASP:O	9:I:138:LEU:N	2.35	0.54
9:I:1115:LEU:HD21	9:I:1128:LEU:HD22	1.90	0.54
1:J:31:ASP:OD1	1:J:58:ARG:HD3	2.07	0.54
4:M:585:GLY:HA2	4:M:588:LEU:HD12	1.90	0.54
6:O:251:PHE:HB3	7:P:16:ILE:O	2.07	0.54
6:O:638:TRP:HA	6:O:641:LEU:HD12	1.88	0.54
6:O:688:GLU:HB3	6:O:692:ARG:NH1	2.23	0.54
8:Q:338:LEU:HB3	8:Q:414:TYR:CG	2.43	0.54
10:S:56:ASN:HB3	10:S:103:ILE:HG22	1.90	0.54
10:S:912:GLU:HA	10:S:915:LYS:HE3	1.89	0.54
10:S:1064:ILE:HA	10:S:1067:LEU:HD12	1.89	0.54
11:T:494:GLN:HB2	11:T:524:LEU:HB2	1.88	0.54
11:T:670:TRP:CZ2	11:T:793:ILE:HG12	2.42	0.54
12:U:87:PHE:CZ	12:U:91:GLU:HG3	2.42	0.54
3:C:19:SER:HG	3:C:65:TRP:CD1	2.25	0.54
3:C:19:SER:HB3	3:C:65:TRP:NE1	2.22	0.54
4:D:431:GLN:HG3	11:T:115:LYS:HB2	1.90	0.54
5:E:281:ALA:HA	5:E:293:ILE:HD13	1.90	0.54
6:F:263:HIS:CE1	6:F:305:HIS:HB2	2.43	0.54
8:H:449:ASP:O	8:H:452:VAL:HG12	2.08	0.54
8:H:571:LEU:HG	8:H:576:GLN:HE21	1.73	0.54
8:H:774:THR:HG22	1:J:528:LEU:HD22	1.90	0.54
9:I:655:GLN:NE2	9:I:656:LEU:HG	2.23	0.54

Continued on next page...

Continued from previous page...

Atom-1	Atom-2	Interatomic distance (Å)	Clash overlap (Å)
9:I:1014:GLN:O	9:I:1017:GLN:HG3	2.07	0.54
1:J:479:ARG:HH22	1:J:503:ARG:HE	1.56	0.54
2:K:267:HIS:HB3	2:K:270:ASN:O	2.08	0.54
4:M:54:ARG:HB2	4:M:813:THR:HG21	1.89	0.54
4:M:55:GLU:HA	4:M:815:GLY:H	1.73	0.54
4:M:111:THR:OG1	4:M:131:LYS:NZ	2.35	0.54
4:M:395:GLU:HA	9:R:184:HIS:CE1	2.41	0.54
6:O:410:ARG:HG3	6:O:547:ALA:O	2.08	0.54
6:O:699:CYS:SG	6:O:732:ARG:HD3	2.48	0.54
9:R:683:GLU:OE1	9:R:753:SER:OG	2.26	0.54
12:U:763:ARG:HG3	12:U:774:ARG:NH2	2.16	0.54
1:A:207:MET:SD	1:A:207:MET:N	2.81	0.54
3:C:308:ASN:OD1	3:C:312:ASN:N	2.41	0.54
4:D:159:GLN:O	4:D:204:ILE:N	2.30	0.54
4:D:1058:HIS:ND1	6:F:910:ARG:CZ	2.71	0.54
6:F:380:TRP:NE1	6:F:633:LEU:HD12	2.22	0.54
6:F:438:ILE:HD12	6:F:438:ILE:H	1.72	0.54
9:I:567:GLU:HA	9:I:571:GLU:HB2	1.89	0.54
9:I:822:GLU:C	9:I:826:LYS:HZ2	2.16	0.54
9:I:827:ARG:HA	9:I:830:LEU:HD12	1.90	0.54
1:J:492:LYS:HG2	2:K:27:LEU:HD11	1.90	0.54
2:K:120:HIS:H	2:K:151:ASN:HD21	1.56	0.54
3:L:204:GLU:O	3:L:207:ARG:HD2	2.07	0.54
4:M:72:LEU:HA	4:M:158:ASN:HB3	1.90	0.54
4:M:476:GLN:HB3	4:M:489:VAL:O	2.08	0.54
4:M:701:LEU:HD23	4:M:848:VAL:HG12	1.89	0.54
4:M:1007:HIS:CE1	4:M:1019:ALA:HB2	2.43	0.54
6:O:617:GLN:OE1	6:O:617:GLN:N	2.41	0.54
6:O:651:GLY:HA2	6:O:654:GLN:HB3	1.90	0.54
7:P:54:ARG:HD3	7:P:55:GLY:N	2.23	0.54
9:R:555:ILE:HG21	9:R:629:HIS:HB3	1.90	0.54
9:R:576:PHE:CZ	9:R:583:LEU:HD13	2.43	0.54
10:S:1666:LEU:O	10:S:1670:GLN:HG2	2.07	0.54
11:T:554:SER:HA	11:T:628:ASN:ND2	2.22	0.54
1:A:79:PHE:O	1:A:82:LEU:HB3	2.08	0.54
1:A:501:SER:OG	1:A:533:LEU:HB2	2.08	0.54
3:C:292:VAL:HG22	3:C:306:LYS:HD2	1.90	0.54
4:D:1135:ARG:HD2	4:D:1138:TYR:CE2	2.43	0.54
9:I:786:ILE:HG12	9:I:839:GLN:HG2	1.89	0.54
9:I:946:ARG:HA	9:I:1009:VAL:HG23	1.89	0.54
1:J:600:ARG:NH2	4:M:1122:ASN:HA	2.23	0.54

Continued on next page...

Continued from previous page...

Atom-1	Atom-2	Interatomic distance (Å)	Clash overlap (Å)
3:L:41:LYS:HB2	3:L:47:TRP:CZ3	2.43	0.54
4:M:514:VAL:HG21	9:R:68:SER:HB2	1.89	0.54
6:O:494:VAL:HG12	6:O:498:ILE:HG12	1.89	0.54
6:O:619:LEU:HD21	6:O:637:MET:HG2	1.90	0.54
8:Q:362:GLN:N	8:Q:362:GLN:OE1	2.40	0.54
9:R:643:HIS:CE1	9:R:650:VAL:HG12	2.43	0.54
10:S:313:ARG:O	10:S:318:GLN:NE2	2.40	0.54
10:S:565:HIS:ND1	10:S:584:ARG:HB3	2.23	0.54
10:S:1346:GLN:O	10:S:1350:THR:HG23	2.08	0.54
11:T:267:VAL:HG22	11:T:289:GLN:HE22	1.73	0.54
1:A:8:PRO:HA	3:C:316:ILE:HA	1.90	0.53
2:B:302:ARG:NH2	2:B:339:ASN:HB3	2.23	0.53
4:D:87:CYS:HB3	4:D:554:HIS:CD2	2.43	0.53
4:D:662:GLN:HG3	4:D:666:GLN:HE22	1.72	0.53
4:D:1094:ARG:NH1	4:D:1138:TYR:HB3	2.23	0.53
4:D:1130:CYS:O	4:D:1134:ILE:HG13	2.08	0.53
4:D:1228:ILE:O	4:D:1232:GLN:HG2	2.08	0.53
1:J:117:HIS:HE1	1:J:134:ILE:HG12	1.73	0.53
1:J:524:GLY:HA2	2:K:57:SER:O	2.08	0.53
1:J:545:MET:HA	1:J:548:GLN:NE2	2.22	0.53
3:L:228:ALA:HA	3:L:286:TRP:CZ3	2.43	0.53
3:L:255:LYS:HE3	3:L:265:LYS:N	2.22	0.53
4:M:520:GLN:NE2	5:N:199:GLN:HG2	2.23	0.53
4:M:947:ILE:O	4:M:948:ARG:HB2	2.08	0.53
4:M:1369:GLY:O	4:M:1371:GLN:NE2	2.41	0.53
8:Q:147:TYR:CE1	8:Q:539:ARG:HG3	2.38	0.53
9:R:564:ARG:O	9:R:568:SER:N	2.41	0.53
10:S:684:ILE:HG23	10:S:687:GLU:OE2	2.09	0.53
10:S:1142:ASP:C	10:S:1178:ARG:HH22	2.16	0.53
12:U:217:ASP:HA	12:U:219:LYS:HE3	1.89	0.53
1:A:126:THR:CG2	1:A:129:LYS:HE3	2.38	0.53
2:B:119:ALA:H	2:B:128:ARG:NH1	2.06	0.53
4:D:1007:HIS:HB3	4:D:1012:HIS:O	2.08	0.53
6:F:650:SER:HB2	6:F:653:ARG:HD2	1.90	0.53
6:F:726:HIS:HA	6:F:745:TYR:CD2	2.43	0.53
8:H:242:LYS:HD3	8:H:376:HIS:CD2	2.43	0.53
1:J:436:HIS:O	1:J:440:ILE:HG23	2.07	0.53
1:J:446:LYS:HZ2	1:J:447:LYS:HE2	1.73	0.53
1:J:534:THR:O	1:J:538:LYS:HG2	2.08	0.53
1:J:627:ASN:O	1:J:630:VAL:HB	2.08	0.53
2:K:152:CYS:HB2	2:K:162:ARG:HB2	1.89	0.53

Continued on next page...

Continued from previous page...

Atom-1	Atom-2	Interatomic distance (Å)	Clash overlap (Å)
4:M:181:SER:OG	4:M:829:ARG:NH2	2.41	0.53
4:M:258:LYS:HD2	4:M:265:ARG:HD3	1.90	0.53
4:M:1228:ILE:HG23	4:M:1298:TYR:CE2	2.43	0.53
5:N:102:LYS:HZ2	5:N:125:GLY:HA2	1.73	0.53
6:O:428:GLU:HA	6:O:431:LEU:HD12	1.89	0.53
6:O:708:LEU:HA	6:O:711:GLU:OE1	2.08	0.53
6:O:747:LEU:HD13	6:O:782:GLU:HG3	1.90	0.53
9:R:812:ASN:O	9:R:815:ARG:HG2	2.08	0.53
10:S:704:PHE:CE1	10:S:708:ILE:HD11	2.44	0.53
11:T:716:TRP:CD1	11:T:850:CYS:HG	2.27	0.53
12:U:25:GLU:CG	12:U:32:ASN:HA	2.37	0.53
12:U:171:GLY:N	12:U:542:PRO:HD2	2.07	0.53
12:U:211:GLU:HA	12:U:214:GLU:OE1	2.08	0.53
1:A:35:TYR:HE1	1:A:54:MET:HA	1.73	0.53
1:A:137:LEU:HA	1:A:140:MET:HE2	1.89	0.53
1:A:404:TYR:O	1:A:408:LEU:HG	2.09	0.53
3:C:256:GLU:OE2	3:C:264:THR:HA	2.09	0.53
4:D:1018:ASP:O	4:D:1021:THR:OG1	2.27	0.53
4:D:1264:TRP:NE1	4:D:1283:ALA:HB2	2.23	0.53
4:D:1412:GLN:O	4:D:1415:MET:HB3	2.08	0.53
6:F:266:ASP:HA	6:F:303:LYS:HZ3	1.73	0.53
6:F:268:LEU:HD12	6:F:271:ARG:HH11	1.72	0.53
6:F:638:TRP:HA	6:F:641:LEU:HD12	1.89	0.53
7:G:216:ASP:OD1	7:G:217:VAL:N	2.42	0.53
1:J:96:ALA:HB1	2:K:319:GLN:NE2	2.23	0.53
1:J:117:HIS:CE1	1:J:134:ILE:HG12	2.43	0.53
4:M:345:ARG:NH2	4:M:399:ASP:OD1	2.37	0.53
4:M:416:ASP:OD1	9:R:181:ASN:ND2	2.42	0.53
4:M:639:GLU:HG3	4:M:765:ALA:HB2	1.90	0.53
4:M:1065:ILE:HG21	4:M:1083:LEU:HD13	1.91	0.53
4:M:1072:VAL:HG11	4:M:1079:TYR:CE2	2.44	0.53
5:N:47:ALA:HA	5:N:66:LEU:HG	1.90	0.53
6:O:606:LYS:O	6:O:609:SER:OG	2.25	0.53
8:Q:357:CYS:HA	8:Q:362:GLN:NE2	2.23	0.53
8:Q:590:GLU:OE1	8:Q:590:GLU:N	2.34	0.53
9:R:279:LEU:HB2	9:R:335:LEU:HD22	1.90	0.53
9:R:492:VAL:HG12	9:R:515:ARG:HD3	1.89	0.53
9:R:895:ARG:HB3	9:R:919:LEU:HD11	1.90	0.53
9:R:916:HIS:CD2	9:R:918:HIS:HB3	2.44	0.53
10:S:333:TRP:HD1	10:S:356:MET:HE1	1.73	0.53
10:S:1415:ARG:HH22	10:S:1416:VAL:HG23	1.74	0.53

Continued on next page...

Continued from previous page...

Atom-1	Atom-2	Interatomic distance (Å)	Clash overlap (Å)
10:S:1488:HIS:O	10:S:1492:ARG:HG2	2.08	0.53
10:S:1545:LEU:HG	10:S:1547:LYS:HG2	1.91	0.53
12:U:114:ILE:HG13	12:U:118:ARG:NH1	2.23	0.53
12:U:651:VAL:HA	12:U:661:ARG:HH21	1.73	0.53
1:A:230:VAL:O	1:A:234:LEU:HG	2.08	0.53
1:A:597:GLU:HA	1:A:600:ARG:HG2	1.90	0.53
8:H:888:MET:HE1	9:I:964:ALA:HB2	1.90	0.53
9:I:814:GLU:HG2	9:I:815:ARG:N	2.23	0.53
9:I:855:ILE:HG21	5:N:1:MET:O	2.08	0.53
9:I:921:TRP:HB3	9:I:936:THR:HG21	1.91	0.53
1:J:443:SER:OG	3:L:25:ARG:NH1	2.42	0.53
2:K:89:ILE:O	2:K:100:ILE:HA	2.07	0.53
2:K:131:CYS:SG	2:K:143:SER:HB2	2.48	0.53
3:L:181:MET:SD	3:L:182:ILE:N	2.81	0.53
4:M:867:GLN:O	4:M:875:ASN:ND2	2.41	0.53
4:M:1065:ILE:HG23	4:M:1083:LEU:HD22	1.91	0.53
4:M:1277:THR:HG21	10:S:1247:ILE:HD11	1.90	0.53
6:O:486:LEU:HD13	6:O:489:TRP:HD1	1.73	0.53
7:P:28:LEU:O	7:P:39:ILE:HA	2.08	0.53
8:Q:469:LEU:HD13	8:Q:473:TYR:CE2	2.43	0.53
8:Q:857:HIS:CE1	8:Q:897:GLU:HG3	2.44	0.53
9:R:84:VAL:HA	9:R:87:MET:CE	2.25	0.53
9:R:202:PHE:HB2	9:R:214:SER:HB2	1.89	0.53
9:R:960:LEU:HD23	9:R:963:LEU:HD21	1.90	0.53
9:R:969:GLU:HA	9:R:972:LEU:HD12	1.90	0.53
10:S:760:GLU:OE2	10:S:841:LYS:HE2	2.08	0.53
10:S:773:TYR:CE2	10:S:803:MET:HE1	2.43	0.53
10:S:775:PRO:C	10:S:859:ARG:HH12	2.17	0.53
10:S:972:LYS:O	10:S:976:ILE:HG12	2.08	0.53
12:U:70:ASP:OD1	12:U:71:ILE:N	2.40	0.53
1:A:267:LEU:HB2	1:A:282:CYS:SG	2.48	0.53
1:A:445:GLU:CD	1:A:445:GLU:H	2.17	0.53
2:B:360:CYS:SG	2:B:368:TYR:HB2	2.49	0.53
4:D:1417:GLU:O	4:D:1420:GLN:NE2	2.42	0.53
6:F:729:LYS:HB2	6:F:745:TYR:CD2	2.44	0.53
8:H:334:ASP:O	8:H:338:LEU:HG	2.09	0.53
9:I:903:ALA:HA	9:I:906:HIS:CG	2.44	0.53
1:J:99:VAL:HG23	1:J:103:ARG:HH22	1.74	0.53
1:J:449:LEU:HB3	1:J:453:ARG:NH1	2.22	0.53
1:J:500:ILE:O	1:J:503:ARG:HB2	2.09	0.53
3:L:198:GLN:HB3	3:L:200:TYR:HE1	1.74	0.53

Continued on next page...

Continued from previous page...

Atom-1	Atom-2	Interatomic distance (Å)	Clash overlap (Å)
5:N:182:MET:SD	5:N:190:ILE:HG23	2.48	0.53
5:N:232:TRP:CD1	5:N:249:ALA:HA	2.40	0.53
6:O:238:THR:HA	6:O:297:LEU:HD21	1.90	0.53
6:O:259:TRP:HZ2	7:P:274:ASN:H	1.56	0.53
6:O:688:GLU:O	6:O:692:ARG:HG3	2.08	0.53
6:O:689:ALA:O	6:O:692:ARG:N	2.41	0.53
6:O:808:VAL:HG13	6:O:828:LEU:HD11	1.89	0.53
7:P:110:CYS:C	7:P:120:LEU:HD12	2.34	0.53
7:P:220:ALA:O	7:P:222:SER:N	2.42	0.53
8:Q:578:GLU:HA	8:Q:615:LEU:HD13	1.90	0.53
8:Q:869:ALA:HB1	8:Q:895:LEU:CD1	2.38	0.53
9:R:456:ARG:HG2	9:R:457:LYS:HG3	1.90	0.53
10:S:974:THR:HA	10:S:977:ARG:NE	2.24	0.53
10:S:994:MET:HE3	10:S:995:LYS:HG2	1.91	0.53
11:T:822:GLN:H	11:T:822:GLN:CD	2.16	0.53
12:U:50:ARG:O	12:U:50:ARG:HD3	2.07	0.53
12:U:585:LEU:HD23	12:U:599:ILE:HD11	1.91	0.53
2:B:270:ASN:ND2	2:B:356:GLN:HE22	2.06	0.53
3:C:265:LYS:HD2	3:C:265:LYS:N	2.23	0.53
4:D:692:GLN:HA	4:D:834:GLN:HE22	1.72	0.53
4:D:1107:LEU:HB3	4:D:1120:GLN:HE21	1.74	0.53
6:F:278:ARG:HH12	6:F:295:LYS:H	1.55	0.53
8:H:121:SER:HB3	8:H:179:LEU:HD21	1.91	0.53
9:I:1077:ILE:HG21	9:R:581:LEU:HD12	1.89	0.53
1:J:99:VAL:HG12	1:J:152:ILE:HG22	1.91	0.53
4:M:79:TYR:OH	4:M:214:SER:O	2.24	0.53
4:M:1084:TYR:O	4:M:1088:ILE:HD12	2.08	0.53
4:M:1335:GLU:HA	4:M:1338:ARG:NE	2.24	0.53
5:N:311:CYS:SG	5:N:322:TRP:HB2	2.48	0.53
6:O:255:TRP:CD2	7:P:270:SER:HB3	2.44	0.53
6:O:486:LEU:HA	6:O:489:TRP:HD1	1.74	0.53
10:S:286:GLN:HG2	10:S:487:ARG:HD2	1.91	0.53
11:T:57:THR:HG22	11:T:64:ARG:HA	1.91	0.53
11:T:738:TRP:CD1	11:T:755:ALA:HB1	2.43	0.53
12:U:757:LEU:HD21	12:U:790:ALA:HB2	1.91	0.53
2:B:118:GLN:HA	2:B:128:ARG:HH12	1.73	0.53
3:C:149:ASN:CB	3:C:152:GLN:HE22	2.22	0.53
3:C:207:ARG:NH2	4:D:1253:GLN:OE1	2.42	0.53
3:C:245:VAL:O	3:C:273:GLN:HA	2.08	0.53
4:D:427:PHE:HA	11:T:113:ILE:HD13	1.90	0.53
5:E:78:ILE:HG12	5:E:97:THR:HG22	1.91	0.53

Continued on next page...

Continued from previous page...

Atom-1	Atom-2	Interatomic distance (Å)	Clash overlap (Å)
6:F:607:LEU:CD1	6:F:615:LEU:HD22	2.29	0.53
7:G:216:ASP:HB3	7:G:233:CYS:SG	2.48	0.53
8:H:146:MET:HB3	8:H:150:PHE:HE1	1.74	0.53
8:H:201:LEU:HD12	8:H:205:GLN:HE22	1.74	0.53
8:H:816:ASP:HB3	8:H:823:VAL:HG11	1.91	0.53
8:H:846:PRO:HG3	8:H:883:PHE:CE1	2.44	0.53
9:I:1067:TRP:CZ3	9:I:1127:SER:HB2	2.36	0.53
2:K:15:SER:OG	2:K:36:GLY:O	2.20	0.53
4:M:1078:ASN:O	4:M:1082:LEU:HG	2.09	0.53
4:M:1115:ARG:HB3	4:M:1119:LYS:NZ	2.24	0.53
6:O:249:ARG:HA	7:P:265:TRP:CZ3	2.44	0.53
6:O:363:SER:HA	6:O:369:VAL:HG11	1.91	0.53
8:Q:874:SER:O	8:Q:879:LEU:N	2.42	0.53
9:R:809:LYS:HB3	9:R:813:GLU:HB2	1.91	0.53
9:R:952:LYS:HE3	9:R:986:LEU:HD13	1.90	0.53
10:S:1016:ASN:HD22	10:S:1079:ARG:NH2	2.07	0.53
10:S:1422:GLY:N	10:S:1494:LEU:HD23	2.24	0.53
1:A:166:GLU:O	1:A:169:ARG:HG3	2.08	0.53
2:B:47:VAL:HG12	2:B:69:LEU:HD12	1.91	0.53
4:D:1226:THR:O	4:D:1229:SER:OG	2.22	0.53
9:I:99:MET:HE2	9:I:114:ASN:N	2.23	0.53
9:I:284:ILE:HG13	9:I:302:MET:HE3	1.89	0.53
9:I:548:ASN:ND2	9:I:625:LEU:HD13	2.24	0.53
9:I:1116:ASN:HA	9:I:1119:LYS:HG3	1.91	0.53
1:J:634:ARG:CZ	4:M:1133:LEU:HG	2.39	0.53
4:M:82:CYS:SG	4:M:107:SER:HB3	2.48	0.53
4:M:456:PRO:HG2	4:M:528:ILE:HB	1.90	0.53
4:M:481:ILE:CG2	4:M:482:LEU:HD12	2.38	0.53
4:M:1303:THR:O	4:M:1307:HIS:ND1	2.37	0.53
5:N:220:ASN:HB2	5:N:264:GLU:OE1	2.09	0.53
6:O:308:LYS:HE3	6:O:667:ASN:OD1	2.08	0.53
6:O:503:LEU:HD22	6:O:523:ILE:HG21	1.89	0.53
8:Q:469:LEU:HB2	8:Q:474:LEU:HD21	1.90	0.53
10:S:912:GLU:HA	10:S:915:LYS:HG2	1.91	0.53
10:S:1215:GLU:HG2	10:S:1225:CYS:H	1.74	0.53
10:S:1342:ALA:HB2	10:S:1426:TYR:CE2	2.44	0.53
11:T:829:LEU:HD22	11:T:863:VAL:HB	1.91	0.53
12:U:747:SER:O	12:U:751:LEU:HG	2.09	0.53
12:U:811:ARG:HA	12:U:814:GLN:HG3	1.90	0.53
1:A:3:GLU:OE2	1:A:360:LYS:NZ	2.41	0.53
1:A:69:ARG:NH1	2:B:245:ARG:H	2.06	0.53

Continued on next page...

Continued from previous page...

Atom-1	Atom-2	Interatomic distance (Å)	Clash overlap (Å)
1:A:207:MET:HE2	1:A:238:MET:SD	2.49	0.53
4:D:917:TYR:HB3	4:D:922:GLU:HG2	1.90	0.53
5:E:93:LEU:O	5:E:108:THR:HA	2.08	0.53
6:F:265:GLY:CA	7:G:304:LYS:HA	2.39	0.53
6:F:339:PRO:HB2	6:F:724:TRP:CZ2	2.43	0.53
6:F:575:PRO:CD	6:F:597:GLN:CD	2.82	0.53
7:G:79:TYR:HA	7:G:105:SER:OG	2.09	0.53
8:H:264:TRP:O	8:H:267:SER:OG	2.25	0.53
8:H:469:LEU:HD13	8:H:473:TYR:CE2	2.43	0.53
8:H:538:LEU:HD22	8:H:563:VAL:HG13	1.91	0.53
9:I:982:GLN:O	9:I:986:LEU:HG	2.09	0.53
9:I:1119:LYS:HG2	9:I:1124:PHE:HE2	1.73	0.53
1:J:362:PHE:HB3	1:J:372:VAL:HG12	1.91	0.53
3:L:231:LEU:HD12	3:L:233:ARG:NH1	2.22	0.53
4:M:216:ALA:HB1	4:M:288:LEU:HG	1.91	0.53
6:O:690:ALA:HA	6:O:693:GLU:OE2	2.09	0.53
7:P:88:GLU:HB2	7:P:93:TRP:NE1	2.23	0.53
7:P:278:VAL:O	7:P:285:VAL:HA	2.09	0.53
8:Q:753:GLU:O	8:Q:756:LYS:HG3	2.08	0.53
8:Q:841:ARG:HD2	8:Q:878:LYS:O	2.09	0.53
9:R:638:VAL:HG21	9:R:724:VAL:HG21	1.90	0.53
10:S:50:PHE:CD1	10:S:142:MET:HE1	2.44	0.53
10:S:1228:LYS:HA	10:S:1231:HIS:ND1	2.23	0.53
12:U:586:GLY:HA3	12:U:595:LYS:O	2.09	0.53
1:A:166:GLU:HG2	1:A:169:ARG:HE	1.73	0.53
2:B:119:ALA:H	2:B:128:ARG:HH12	1.57	0.53
3:C:72:GLN:HG2	3:C:87:GLU:HG3	1.91	0.53
3:C:170:TRP:HA	3:C:182:ILE:HD13	1.91	0.53
3:C:254:ARG:HE	3:C:255:LYS:H	1.56	0.53
6:F:351:ALA:HB3	6:F:640:VAL:HG22	1.90	0.53
8:H:357:CYS:HA	8:H:362:GLN:NE2	2.23	0.53
8:H:362:GLN:OE1	8:H:362:GLN:N	2.40	0.53
8:H:469:LEU:HB2	8:H:474:LEU:HD21	1.90	0.53
8:H:697:GLU:OE1	8:H:697:GLU:N	2.34	0.53
8:H:781:HIS:O	8:H:785:LYS:HG2	2.09	0.53
9:I:100:ALA:HB3	9:I:112:ALA:HB3	1.91	0.53
9:I:100:ALA:HB2	9:I:145:TRP:HB2	1.91	0.53
9:I:992:LEU:O	9:I:994:LYS:HD2	2.09	0.53
9:I:1107:GLU:O	9:I:1111:GLN:HG2	2.07	0.53
9:I:1109:LEU:HD13	9:I:1128:LEU:HD11	1.91	0.53
9:I:1125:GLU:O	9:I:1129:LYS:HG3	2.08	0.53

Continued on next page...

Continued from previous page...

Atom-1	Atom-2	Interatomic distance (Å)	Clash overlap (Å)
1:J:38:LEU:HD21	1:J:43:GLY:N	2.24	0.53
1:J:468:CYS:HA	1:J:487:TRP:HE3	1.72	0.53
3:L:228:ALA:H	3:L:236:HIS:CE1	2.26	0.53
4:M:179:SER:HA	4:M:703:THR:HG22	1.89	0.53
4:M:532:CYS:HB3	9:R:77:LEU:HD23	1.91	0.53
4:M:1111:VAL:HG12	4:M:1113:THR:H	1.74	0.53
7:P:66:ALA:HB3	7:P:73:ILE:HB	1.89	0.53
8:Q:209:VAL:HA	8:Q:212:ARG:HD3	1.91	0.53
9:R:888:TRP:O	9:R:891:GLU:HG2	2.09	0.53
9:R:1110:LEU:HD12	9:R:1125:GLU:HB3	1.91	0.53
10:S:112:LEU:HG	10:S:127:ARG:HD3	1.90	0.53
10:S:810:SER:OG	10:S:813:LEU:HG	2.09	0.53
10:S:1406:ILE:O	10:S:1409:THR:OG1	2.18	0.53
12:U:64:LEU:HD13	12:U:74:ILE:HD12	1.90	0.53
2:B:193:LYS:HB3	2:B:195:TRP:CZ2	2.44	0.52
2:B:255:ASN:HD21	2:B:331:THR:HG22	1.72	0.52
3:C:91:GLY:O	3:C:92:GLU:HG3	2.09	0.52
3:C:247:ILE:HG22	3:C:271:VAL:HG23	1.90	0.52
5:E:54:GLU:OE2	5:E:305:HIS:NE2	2.42	0.52
6:F:494:VAL:HG12	6:F:498:ILE:HG12	1.89	0.52
8:H:436:TRP:HB2	8:H:498:GLU:OE1	2.10	0.52
9:I:717:ILE:O	9:I:721:MET:HE3	2.09	0.52
9:I:913:LEU:HA	9:I:916:HIS:ND1	2.23	0.52
1:J:74:GLU:OE1	1:J:74:GLU:HA	2.09	0.52
1:J:79:PHE:CD1	1:J:374:HIS:HE1	2.27	0.52
2:K:13:LYS:H	2:K:40:ASN:HD21	1.57	0.52
2:K:16:ARG:NE	2:K:36:GLY:HA3	2.19	0.52
4:M:1390:HIS:O	4:M:1393:LEU:HB3	2.09	0.52
6:O:424:ARG:O	6:O:427:GLU:HG2	2.09	0.52
7:P:67:HIS:HB3	7:P:70:TYR:CE2	2.44	0.52
8:Q:242:LYS:HD3	8:Q:376:HIS:CD2	2.43	0.52
8:Q:506:ILE:O	8:Q:510:VAL:HG23	2.09	0.52
8:Q:808:ILE:HG21	8:Q:852:LEU:HD13	1.91	0.52
8:Q:817:GLY:O	8:Q:879:LEU:CG	2.44	0.52
9:R:104:HIS:HB2	9:R:110:TRP:CH2	2.44	0.52
9:R:115:ASP:OD1	9:R:115:ASP:N	2.42	0.52
10:S:1669:LEU:HD12	10:S:1748:MET:HG3	1.91	0.52
1:A:354:ASP:HA	1:A:387:ALA:HB1	1.89	0.52
1:A:598:LEU:O	1:A:602:LEU:HG	2.10	0.52
1:A:629:LYS:NZ	1:A:633:LEU:HD11	2.24	0.52
6:F:465:LEU:O	6:F:469:LEU:HG	2.08	0.52

Continued on next page...

Continued from previous page...

Atom-1	Atom-2	Interatomic distance (Å)	Clash overlap (Å)
1:J:65:SER:HB3	1:J:68:LEU:HD13	1.91	0.52
1:J:106:ARG:HH22	1:J:145:ASN:HA	1.73	0.52
2:K:18:ARG:HD3	2:K:83:PHE:HD2	1.73	0.52
4:M:472:ILE:HG13	4:M:497:LEU:HD22	1.92	0.52
7:P:85:ILE:HD13	7:P:97:TYR:CD2	2.44	0.52
7:P:154:ASN:OD1	7:P:187:CYS:N	2.42	0.52
8:Q:183:ILE:O	8:Q:187:VAL:HG23	2.09	0.52
8:Q:393:PRO:HA	8:Q:395:ARG:NH1	2.24	0.52
8:Q:810:ASN:O	8:Q:814:PHE:CB	2.50	0.52
9:R:777:ALA:HB3	9:R:782:ARG:HG3	1.90	0.52
9:R:992:LEU:HD23	9:R:1019:TYR:CE1	2.44	0.52
10:S:704:PHE:O	10:S:708:ILE:HD12	2.08	0.52
10:S:862:ASP:HA	10:S:865:ARG:HH11	1.73	0.52
2:B:75:PRO:O	2:B:93:SER:OG	2.22	0.52
2:B:362:THR:HG21	2:B:364:ALA:HB3	1.91	0.52
3:C:107:THR:HG21	3:C:153:TRP:CD1	2.43	0.52
4:D:349:SER:HB2	4:D:352:LEU:HB2	1.92	0.52
4:D:372:PHE:HB3	4:D:384:LEU:HB3	1.90	0.52
4:D:1099:VAL:O	4:D:1102:GLU:HG3	2.09	0.52
5:E:191:ARG:HH12	5:E:202:LEU:H	1.57	0.52
6:F:363:SER:HA	6:F:369:VAL:HG11	1.91	0.52
6:F:486:LEU:HA	6:F:489:TRP:HD1	1.74	0.52
6:F:663:ALA:O	6:F:666:GLU:HG2	2.08	0.52
9:I:971:VAL:O	9:I:975:LYS:HG2	2.08	0.52
1:J:66:PRO:HA	1:J:69:ARG:NH1	2.25	0.52
4:M:479:ILE:HD11	4:M:501:VAL:HG23	1.91	0.52
4:M:539:LEU:HD11	9:R:130:LEU:HA	1.90	0.52
4:M:953:GLU:HB2	4:M:960:GLN:OE1	2.10	0.52
4:M:1140:TRP:HD1	6:O:850:ARG:HH21	1.56	0.52
6:O:787:GLU:OE1	6:O:787:GLU:N	2.34	0.52
6:O:842:ILE:HG22	6:O:843:GLN:N	2.22	0.52
8:Q:216:ALA:HA	8:Q:219:ARG:HE	1.75	0.52
9:R:211:PHE:O	9:R:222:ARG:HA	2.08	0.52
9:R:366:LYS:HG3	9:R:375:GLU:OE2	2.10	0.52
9:R:528:VAL:HG11	9:R:604:VAL:HB	1.91	0.52
12:U:57:ASN:HB3	12:U:78:LEU:HD13	1.91	0.52
1:A:243:THR:HG21	1:A:251:GLU:HB3	1.92	0.52
3:C:145:PRO:HD2	3:C:152:GLN:NE2	2.22	0.52
4:D:167:PRO:HA	4:D:171:ARG:NH2	2.24	0.52
4:D:976:GLU:HA	4:D:979:ILE:HD12	1.91	0.52
6:F:424:ARG:O	6:F:427:GLU:HG2	2.09	0.52

Continued on next page...

Continued from previous page...

Atom-1	Atom-2	Interatomic distance (Å)	Clash overlap (Å)
6:F:801:VAL:HG12	6:F:805:TYR:CE2	2.44	0.52
8:H:265:LEU:HD22	8:H:441:TRP:CD1	2.44	0.52
8:H:419:TYR:HD1	8:H:422:LEU:HD12	1.74	0.52
8:H:544:LEU:HG	8:H:548:PHE:CE2	2.44	0.52
8:H:570:ARG:HA	8:H:573:ASN:OD1	2.09	0.52
8:H:673:PRO:HA	8:H:676:ARG:NH1	2.24	0.52
8:H:686:ILE:HG13	8:H:690:PHE:CE2	2.45	0.52
1:J:45:SER:HB2	3:L:12:LYS:HA	1.92	0.52
1:J:586:LYS:O	1:J:643:ARG:NH2	2.43	0.52
1:J:625:ILE:O	1:J:628:THR:OG1	2.21	0.52
2:K:16:ARG:NH1	2:K:91:THR:OG1	2.41	0.52
2:K:82:GLN:HB3	2:K:136:CYS:SG	2.50	0.52
4:M:581:TYR:O	4:M:614:HIS:NE2	2.42	0.52
4:M:1340:TYR:CA	4:M:1345:LEU:HB2	2.36	0.52
4:M:1401:ASN:CB	10:S:790:GLU:HG2	2.39	0.52
5:N:255:ARG:HD2	5:N:272:TYR:HA	1.91	0.52
6:O:826:GLU:OE2	6:O:827:LYS:NZ	2.29	0.52
8:Q:132:MET:HG3	8:Q:138:PRO:HB3	1.91	0.52
9:R:290:ASP:OD1	9:R:291:ASP:N	2.37	0.52
9:R:1019:TYR:CE1	9:R:1034:LYS:HE2	2.44	0.52
9:R:1038:LEU:HA	9:R:1041:TYR:HD2	1.74	0.52
10:S:280:ASP:OD1	10:S:388:ARG:NH1	2.42	0.52
10:S:633:CYS:O	10:S:640:LYS:NZ	2.35	0.52
10:S:1247:ILE:HA	10:S:1250:ARG:HD3	1.92	0.52
10:S:1753:GLN:CD	10:S:1891:LEU:HB2	2.34	0.52
10:S:1806:TRP:CD1	10:S:1807:ARG:HG3	2.44	0.52
10:S:1816:HIS:CD2	10:S:1817:LEU:HD22	2.44	0.52
11:T:142:THR:OG1	11:T:318:MET:SD	2.67	0.52
3:C:162:LYS:HZ3	3:C:198:GLN:HG2	1.75	0.52
3:C:308:ASN:HD21	3:C:310:MET:HE2	1.74	0.52
4:D:1382:TRP:CH2	4:D:1384:PRO:HB3	2.45	0.52
5:E:260:SER:HB3	5:E:263:ASN:HB2	1.90	0.52
6:F:486:LEU:HD13	6:F:489:TRP:HD1	1.73	0.52
7:G:233:CYS:HB2	7:G:264:VAL:CG1	2.39	0.52
8:H:227:GLU:C	8:H:229:GLU:H	2.18	0.52
8:H:553:LEU:HD12	8:H:554:GLN:H	1.73	0.52
9:I:747:HIS:HB3	9:I:806:SER:HB3	1.92	0.52
9:I:888:TRP:HZ3	9:I:894:LYS:NZ	2.07	0.52
9:I:944:GLU:HG2	9:I:951:LYS:HA	1.91	0.52
1:J:408:LEU:HD13	1:J:417:LEU:HB2	1.90	0.52
1:J:600:ARG:HE	4:M:1125:LEU:HD13	1.74	0.52

Continued on next page...

Continued from previous page...

Atom-1	Atom-2	Interatomic distance (Å)	Clash overlap (Å)
3:L:25:ARG:O	3:L:26:ARG:NE	2.43	0.52
4:M:68:PRO:O	4:M:134:ASN:ND2	2.43	0.52
4:M:498:LYS:HZ2	5:N:207:VAL:HG11	1.73	0.52
4:M:1313:LEU:HB3	4:M:1318:VAL:HB	1.90	0.52
4:M:1346:LEU:HD12	4:M:1347:GLU:N	2.24	0.52
6:O:839:VAL:HG21	6:O:860:VAL:HG11	1.90	0.52
8:Q:180:LEU:CB	8:Q:201:LEU:HD13	2.36	0.52
8:Q:265:LEU:HD22	8:Q:441:TRP:CD1	2.45	0.52
9:R:656:LEU:HB3	9:R:660:LYS:NZ	2.23	0.52
9:R:839:GLN:HB3	9:R:842:TRP:CD1	2.45	0.52
10:S:241:LEU:HB3	10:S:245:ASP:HB2	1.92	0.52
10:S:252:TYR:HD2	10:S:253:LEU:HD22	1.73	0.52
10:S:627:ILE:HA	10:S:630:LEU:HD12	1.91	0.52
10:S:1411:GLY:HA2	10:S:1417:ARG:HH22	1.74	0.52
10:S:1911:LEU:HA	10:S:2010:ARG:HD2	1.91	0.52
11:T:143:GLN:HA	11:T:150:ARG:NH2	2.24	0.52
11:T:593:LYS:HE3	11:T:661:LEU:HD21	1.91	0.52
12:U:791:ARG:NH2	12:U:820:ASN:OD1	2.43	0.52
1:A:13:ILE:H	3:C:325:PRO:HD2	1.74	0.52
1:A:356:HIS:NE2	1:A:389:ASN:HA	2.24	0.52
3:C:229:PRO:O	3:C:233:ARG:NH2	2.39	0.52
4:D:560:VAL:HG12	4:D:571:LEU:HD12	1.92	0.52
4:D:669:ARG:HB3	11:T:369:HIS:CD2	2.45	0.52
4:D:972:VAL:HG12	5:E:275:LYS:NZ	2.25	0.52
4:D:1011:GLY:HA2	4:D:1043:ARG:NH1	2.24	0.52
4:D:1302:ASN:ND2	7:G:54:ARG:HG2	2.25	0.52
5:E:45:VAL:HG22	5:E:68:THR:HG23	1.91	0.52
7:G:107:ASN:ND2	7:G:153:CYS:O	2.37	0.52
7:G:238:ARG:NH1	12:U:278:ASN:OD1	2.42	0.52
9:I:358:ILE:HG13	9:I:387:PHE:HA	1.92	0.52
1:J:431:GLU:HA	1:J:434:LYS:HD2	1.90	0.52
4:M:1190:GLN:NE2	4:M:1191:THR:HG23	2.24	0.52
4:M:1281:SER:OG	4:M:1285:ASP:OD2	2.26	0.52
6:O:465:LEU:O	6:O:469:LEU:HG	2.09	0.52
6:O:792:ILE:HG21	6:O:795:TRP:HB2	1.92	0.52
7:P:86:TRP:HB3	7:P:93:TRP:HE3	1.74	0.52
7:P:131:ILE:HD11	7:P:158:TRP:HH2	1.74	0.52
9:R:499:GLN:HE22	9:R:507:LYS:HE2	1.75	0.52
10:S:1159:ASP:OD2	10:S:1161:SER:OG	2.25	0.52
10:S:1179:LYS:HA	10:S:1182:ARG:HG2	1.91	0.52
10:S:1652:SER:O	10:S:1656:GLN:N	2.31	0.52

Continued on next page...

Continued from previous page...

Atom-1	Atom-2	Interatomic distance (Å)	Clash overlap (Å)
10:S:1776:GLN:HE22	10:S:1932:ARG:HG2	1.73	0.52
1:A:501:SER:HA	1:A:504:PHE:CD2	2.45	0.52
2:B:80:ASP:OD2	2:B:134:ILE:HG22	2.10	0.52
2:B:197:LEU:HB3	2:B:198:ARG:NH2	2.20	0.52
3:C:305:TRP:CZ2	3:C:315:CYS:HB2	2.44	0.52
4:D:1415:MET:HG2	4:D:1419:PHE:CE2	2.44	0.52
4:D:1420:GLN:NE2	4:D:1421:LYS:HG2	2.25	0.52
6:F:342:HIS:HE2	6:F:344:ARG:NE	2.07	0.52
6:F:384:GLU:O	6:F:388:GLY:N	2.42	0.52
6:F:612:GLN:OE1	12:U:187:ARG:N	2.43	0.52
7:G:192:LYS:HB3	7:G:194:TRP:CZ2	2.45	0.52
8:H:166:ILE:HA	8:H:169:TYR:HD2	1.74	0.52
8:H:505:ILE:O	8:H:508:LYS:HG3	2.10	0.52
8:H:628:LYS:HA	8:H:628:LYS:HE2	1.92	0.52
9:I:718:LEU:HD13	9:I:721:MET:SD	2.49	0.52
9:I:949:CYS:O	9:I:952:LYS:HG2	2.09	0.52
1:J:26:SER:HB3	1:J:33:LEU:HB2	1.92	0.52
1:J:116:MET:CE	1:J:134:ILE:HG13	2.39	0.52
3:L:137:GLY:O	3:L:161:CYS:N	2.31	0.52
4:M:96:SER:H	4:M:174:ARG:HH21	1.56	0.52
4:M:625:ALA:HA	4:M:628:MET:HE2	1.92	0.52
5:N:179:PHE:HD1	5:N:195:LEU:HB2	1.75	0.52
6:O:243:MET:SD	6:O:243:MET:N	2.82	0.52
6:O:384:GLU:O	6:O:388:GLY:N	2.42	0.52
7:P:177:ASN:O	7:P:178:TYR:HD1	1.92	0.52
7:P:236:ASP:OD2	7:P:238:ARG:NH2	2.42	0.52
8:Q:216:ALA:O	8:Q:219:ARG:HG2	2.10	0.52
8:Q:528:ASN:HD22	8:Q:532:LEU:HD13	1.75	0.52
8:Q:562:GLU:O	8:Q:565:LYS:HG2	2.10	0.52
9:R:342:LEU:HB2	9:R:365:VAL:HG23	1.92	0.52
10:S:1203:ASP:O	10:S:1207:ILE:HD12	2.10	0.52
10:S:1469:PHE:HB3	10:S:1511:TRP:HZ2	1.74	0.52
11:T:879:THR:O	11:T:913:MET:HE1	2.10	0.52
12:U:44:ARG:HE	12:U:122:PHE:HB3	1.75	0.52
1:A:395:ASN:HD21	1:A:398:GLU:CD	2.18	0.52
1:A:502:ASP:HA	1:A:505:LEU:HD12	1.92	0.52
2:B:5:PHE:CE2	2:B:7:ALA:HB2	2.44	0.52
2:B:19:TRP:HB3	2:B:30:PRO:HG2	1.91	0.52
3:C:195:GLY:HA2	3:C:215:LEU:C	2.35	0.52
3:C:318:VAL:HG12	3:C:320:LYS:HZ2	1.74	0.52
6:F:594:ILE:HG13	6:F:595:SER:N	2.22	0.52

Continued on next page...

Continued from previous page...

Atom-1	Atom-2	Interatomic distance (Å)	Clash overlap (Å)
9:I:65:PRO:HB3	9:I:69:GLU:HG3	1.90	0.52
9:I:406:ALA:HB2	9:I:426:THR:HG23	1.92	0.52
9:I:620:VAL:HG13	9:I:747:HIS:CE1	2.45	0.52
9:I:992:LEU:HB2	9:I:997:LEU:HD11	1.91	0.52
1:J:319:PRO:HA	1:J:322:LEU:HD12	1.91	0.52
3:L:169:SER:O	3:L:182:ILE:HD12	2.09	0.52
5:N:35:LEU:H	5:N:306:ARG:NH2	2.06	0.52
8:Q:454:GLN:O	8:Q:457:ARG:HG3	2.10	0.52
8:Q:874:SER:O	8:Q:879:LEU:CA	2.58	0.52
10:S:211:LYS:HZ2	10:S:830:TYR:H	1.58	0.52
10:S:366:PHE:CE2	10:S:435:ASP:HB3	2.45	0.52
10:S:642:GLU:O	10:S:646:THR:HG23	2.10	0.52
10:S:647:LEU:HA	10:S:650:PHE:CD2	2.45	0.52
10:S:662:GLN:O	10:S:665:GLU:HG2	2.10	0.52
10:S:1690:GLU:OE1	10:S:1691:LEU:HG	2.10	0.52
12:U:650:VAL:HG11	12:U:664:LEU:HD12	1.90	0.52
3:C:172:PRO:HD2	3:C:236:HIS:HE2	1.74	0.52
4:D:145:CYS:HB2	4:D:152:ILE:HB	1.91	0.52
5:E:131:VAL:HG22	5:E:171:VAL:HG13	1.92	0.52
6:F:252:ARG:HH21	7:G:268:SER:HB2	1.74	0.52
7:G:286:THR:HB	7:G:298:CYS:SG	2.50	0.52
8:H:770:GLN:NE2	8:H:776:LYS:HA	2.25	0.52
8:H:803:ASP:O	8:H:807:LYS:HG2	2.10	0.52
9:I:576:PHE:CD2	9:I:576:PHE:CB	2.83	0.52
9:I:623:ARG:HH11	9:I:738:ASN:ND2	2.08	0.52
1:J:26:SER:HB2	3:L:20:PHE:CE2	2.45	0.52
1:J:73:ASN:HA	1:J:76:HIS:ND1	2.25	0.52
1:J:364:ILE:HG21	3:L:333:PHE:H	1.75	0.52
3:L:86:TRP:HA	3:L:105:LYS:HA	1.92	0.52
3:L:87:GLU:HG2	3:L:104:VAL:HB	1.92	0.52
4:M:197:ASP:HB2	4:M:200:ASN:ND2	2.25	0.52
4:M:338:ALA:HA	4:M:342:HIS:CE1	2.45	0.52
4:M:1087:HIS:CB	4:M:1092:ASN:HB2	2.40	0.52
6:O:401:ASN:O	6:O:405:LYS:HG2	2.10	0.52
7:P:269:TRP:N	7:P:276:LEU:HD12	2.23	0.52
9:R:383:PHE:CE1	9:R:416:PHE:HB2	2.45	0.52
9:R:612:THR:HB	9:R:619:LEU:HG	1.92	0.52
9:R:689:LEU:HD13	9:R:692:LYS:HE3	1.91	0.52
10:S:775:PRO:HD3	10:S:856:LYS:HZ2	1.75	0.52
10:S:857:GLU:OE1	10:S:861:MET:HE2	2.10	0.52
10:S:980:THR:O	10:S:984:ILE:HG12	2.09	0.52

Continued on next page...

Continued from previous page...

Atom-1	Atom-2	Interatomic distance (Å)	Clash overlap (Å)
10:S:1110:MET:O	10:S:1114:MET:HG2	2.10	0.52
11:T:405:TRP:CD1	11:T:411:PRO:HD2	2.45	0.52
11:T:538:SER:H	11:T:541:GLU:CD	2.18	0.52
11:T:750:PRO:HG2	11:T:756:LEU:HD21	1.92	0.52
12:U:100:GLY:O	12:U:103:LYS:HG2	2.09	0.52
12:U:382:ALA:HA	12:U:389:ARG:NE	2.24	0.52
12:U:662:GLU:HA	12:U:665:LYS:HE2	1.91	0.52
12:U:712:PHE:O	12:U:715:ILE:HG22	2.10	0.52
1:A:239:PRO:HG3	1:A:242:HIS:CE1	2.45	0.52
1:A:486:SER:OG	1:A:487:TRP:HD1	1.93	0.52
4:D:1128:LEU:O	4:D:1132:ARG:HG2	2.10	0.52
4:D:1238:LEU:HB3	4:D:1242:PHE:CZ	2.45	0.52
7:G:176:PRO:HG2	7:G:178:TYR:HE1	1.75	0.52
8:H:165:LEU:HG	8:H:169:TYR:CE2	2.45	0.52
1:J:283:ARG:NH1	1:J:286:LEU:HB2	2.25	0.52
2:K:61:GLU:O	2:K:62:TYR:HB2	2.10	0.52
3:L:141:ILE:HG21	3:L:209:TYR:HH	1.75	0.52
3:L:149:ASN:HD22	3:L:152:GLN:HB2	1.74	0.52
3:L:277:HIS:HA	3:L:303:ARG:NH2	2.25	0.52
4:M:328:VAL:HG11	4:M:361:LEU:HD12	1.91	0.52
4:M:831:HIS:ND1	4:M:835:VAL:HG23	2.24	0.52
4:M:941:ASP:O	4:M:945:LYS:HG2	2.10	0.52
7:P:110:CYS:SG	7:P:121:ALA:HB3	2.50	0.52
7:P:195:ARG:O	7:P:197:GLU:HG3	2.10	0.52
7:P:242:TRP:CE2	7:P:254:PRO:HB3	2.45	0.52
8:Q:269:ALA:O	8:Q:273:VAL:HG23	2.10	0.52
8:Q:334:ASP:O	8:Q:338:LEU:HG	2.09	0.52
9:R:709:ASN:HA	9:R:712:VAL:HG12	1.92	0.52
10:S:971:VAL:O	10:S:974:THR:OG1	2.20	0.52
10:S:1587:TYR:HA	10:S:1615:TYR:CE1	2.43	0.52
10:S:1795:ARG:HB3	10:S:1801:SER:HB2	1.90	0.52
12:U:33:LEU:HA	12:U:36:ILE:HD13	1.92	0.52
12:U:442:GLN:OE1	12:U:472:GLN:NE2	2.41	0.52
3:C:41:LYS:HE2	3:C:45:GLY:HA2	1.92	0.51
4:D:889:THR:HA	4:D:892:GLN:OE1	2.11	0.51
8:H:177:ILE:HG23	8:H:181:LYS:HE2	1.93	0.51
9:I:270:TRP:O	9:I:337:GLN:NE2	2.43	0.51
9:I:335:LEU:HD13	9:I:344:ILE:HG12	1.92	0.51
9:I:745:PRO:HB3	9:I:808:ASP:H	1.75	0.51
1:J:70:LYS:O	2:K:245:ARG:NH2	2.42	0.51
1:J:142:LEU:HG	1:J:167:TRP:HE1	1.75	0.51

Continued on next page...

Continued from previous page...

Atom-1	Atom-2	Interatomic distance (Å)	Clash overlap (Å)
1:J:372:VAL:HG23	1:J:400:LEU:HD13	1.92	0.51
2:K:123:VAL:HG23	2:K:149:ARG:HD3	1.92	0.51
3:L:164:SER:OG	3:L:188:ASP:OD1	2.28	0.51
4:M:547:ARG:HE	9:R:134:LYS:HE3	1.74	0.51
5:N:252:ASP:HB3	5:N:272:TYR:H	1.75	0.51
6:O:654:GLN:HE21	6:O:658:HIS:CE1	2.29	0.51
7:P:184:SER:N	7:P:194:TRP:HZ3	2.08	0.51
9:R:112:ALA:HB1	9:R:138:LEU:HD11	1.92	0.51
9:R:310:ILE:HG23	9:R:361:THR:HG21	1.91	0.51
9:R:883:ASP:HA	9:R:886:PHE:CD2	2.45	0.51
9:R:977:GLU:O	9:R:981:GLU:HG3	2.10	0.51
10:S:341:SER:HA	10:S:348:GLU:HG3	1.93	0.51
10:S:509:PRO:HA	10:S:512:LYS:HD3	1.92	0.51
10:S:598:LEU:HD13	10:S:642:GLU:HB3	1.92	0.51
10:S:1189:PHE:HB3	10:S:1324:ASP:OD1	2.10	0.51
10:S:1311:ASP:O	10:S:1314:GLN:HG2	2.10	0.51
12:U:646:LEU:O	12:U:649:PRO:HD2	2.10	0.51
1:A:176:ASP:O	1:A:180:GLN:HG2	2.10	0.51
1:A:629:LYS:HZ2	1:A:633:LEU:HD11	1.75	0.51
3:C:22:PHE:HB3	3:C:67:HIS:NE2	2.25	0.51
3:C:138:VAL:HG13	3:C:158:GLU:OE2	2.10	0.51
4:D:244:PRO:HG2	4:D:249:GLU:HA	1.90	0.51
4:D:909:CYS:HA	4:D:912:MET:SD	2.49	0.51
4:D:1077:HIS:CE1	4:D:1082:LEU:HB2	2.42	0.51
4:D:1336:LEU:HA	4:D:1339:LEU:HD23	1.92	0.51
5:E:219:ARG:NH2	5:E:261:LYS:O	2.42	0.51
6:F:251:PHE:CZ	7:G:283:ASN:HA	2.46	0.51
7:G:67:HIS:CG	7:G:114:HIS:HB3	2.46	0.51
7:G:125:SER:HA	7:G:153:CYS:N	2.24	0.51
8:H:609:ARG:HD2	8:H:671:PHE:HE2	1.75	0.51
8:H:729:ALA:HA	8:H:824:ARG:HG2	1.91	0.51
4:M:397:LEU:HD21	4:M:400:PHE:HD1	1.75	0.51
6:O:630:ASP:CG	6:O:632:ARG:HH21	2.18	0.51
7:P:89:GLU:OE2	7:P:94:GLU:HB2	2.11	0.51
7:P:110:CYS:C	7:P:158:TRP:HE1	2.18	0.51
8:Q:221:ARG:HH22	8:Q:513:ALA:HB2	1.75	0.51
9:R:949:CYS:SG	9:R:1005:ASN:HB3	2.50	0.51
10:S:743:ARG:O	10:S:746:THR:OG1	2.23	0.51
10:S:1713:GLN:O	10:S:1717:LEU:HG	2.10	0.51
11:T:766:ASP:O	11:T:769:SER:OG	2.27	0.51
11:T:881:LEU:HB3	11:T:886:SER:HB3	1.91	0.51

Continued on next page...

Continued from previous page...

Atom-1	Atom-2	Interatomic distance (Å)	Clash overlap (Å)
12:U:727:SER:O	12:U:731:ARG:HG2	2.10	0.51
1:A:453:ARG:HA	1:A:456:GLU:CD	2.35	0.51
2:B:114:GLN:HA	2:B:158:ARG:HE	1.76	0.51
3:C:84:ALA:HB1	3:C:105:LYS:HZ3	1.75	0.51
5:E:10:THR:N	5:E:321:PHE:O	2.43	0.51
6:F:707:SER:O	6:F:710:LYS:HB2	2.10	0.51
6:F:835:LEU:O	6:F:839:VAL:HG23	2.10	0.51
6:F:858:LYS:HD3	6:F:859:ARG:HH21	1.75	0.51
8:H:393:PRO:HA	8:H:395:ARG:NH1	2.24	0.51
8:H:736:ARG:NH2	8:H:817:GLY:O	2.42	0.51
9:I:918:HIS:O	9:I:921:TRP:NE1	2.44	0.51
1:J:43:GLY:HA2	3:L:13:ASP:HA	1.92	0.51
1:J:473:MET:HE1	3:L:69:GLU:HG3	1.91	0.51
3:L:21:ASP:OD1	3:L:25:ARG:N	2.33	0.51
3:L:202:TYR:HD2	3:L:209:TYR:CE1	2.28	0.51
4:M:573:PRO:HG2	4:M:858:ILE:HD11	1.90	0.51
5:N:83:GLU:HB2	5:N:136:GLU:HA	1.91	0.51
6:O:528:GLN:CD	6:O:533:ARG:HH12	2.18	0.51
7:P:239:VAL:O	7:P:256:LEU:HA	2.11	0.51
8:Q:845:LEU:HB2	8:Q:846:PRO:HD3	1.92	0.51
9:R:84:VAL:CA	9:R:87:MET:HE1	2.27	0.51
9:R:451:PRO:HG2	9:R:463:VAL:HG23	1.93	0.51
9:R:686:PHE:HZ	9:R:750:TRP:HZ3	1.56	0.51
9:R:991:THR:HB	9:R:1034:LYS:HE3	1.91	0.51
10:S:14:TRP:NE1	10:S:18:ARG:HE	2.08	0.51
10:S:276:LEU:HB3	10:S:388:ARG:HE	1.75	0.51
10:S:829:THR:O	10:S:836:LYS:NZ	2.41	0.51
10:S:1456:ASP:O	10:S:1459:SER:N	2.44	0.51
12:U:171:GLY:HA2	12:U:540:PHE:HD1	1.74	0.51
1:A:211:ARG:HA	1:A:214:LEU:HB2	1.91	0.51
1:A:515:THR:HB	2:B:106:ASN:CG	2.35	0.51
2:B:229:VAL:HA	2:B:242:TRP:O	2.10	0.51
4:D:694:GLN:HA	4:D:834:GLN:HG2	1.92	0.51
6:F:528:GLN:CD	6:F:533:ARG:HH12	2.18	0.51
7:G:56:HIS:HB3	7:G:78:SER:OG	2.10	0.51
7:G:167:LEU:HD23	7:G:167:LEU:O	2.11	0.51
1:J:417:LEU:HB3	1:J:421:TYR:CE2	2.45	0.51
2:K:223:HIS:CD2	2:K:225:ASN:HB3	2.45	0.51
4:M:1180:ARG:HH21	4:M:1183:GLU:CD	2.19	0.51
4:M:1187:VAL:HA	4:M:1190:GLN:HE21	1.76	0.51
6:O:795:TRP:CZ3	6:O:799:GLY:HA3	2.45	0.51

Continued on next page...

Continued from previous page...

Atom-1	Atom-2	Interatomic distance (Å)	Clash overlap (Å)
7:P:131:ILE:CG2	7:P:143:LYS:HB2	2.40	0.51
8:Q:223:GLN:HA	8:Q:226:LEU:HD12	1.91	0.51
8:Q:530:LYS:HD3	8:Q:566:THR:HB	1.91	0.51
9:R:104:HIS:CD2	9:R:106:GLY:H	2.29	0.51
9:R:956:GLY:O	9:R:959:LYS:HG3	2.11	0.51
9:R:1134:CYS:O	9:R:1137:LYS:HG3	2.11	0.51
10:S:869:LEU:HD11	10:S:871:MET:HE3	1.92	0.51
10:S:933:ASP:HA	10:S:936:GLN:HE22	1.75	0.51
10:S:1306:GLN:HE22	10:S:1347:SER:HB3	1.75	0.51
11:T:525:LEU:HB3	11:T:529:PHE:HB2	1.92	0.51
12:U:722:PRO:HG2	12:U:789:GLN:HE22	1.76	0.51
12:U:784:SER:N	12:U:787:ARG:HH21	2.08	0.51
3:C:25:ARG:O	3:C:26:ARG:NH2	2.44	0.51
5:E:305:HIS:CE1	5:E:307:ARG:HD3	2.45	0.51
6:F:255:TRP:HZ2	7:G:275:ILE:HD11	1.74	0.51
6:F:376:TRP:CH2	6:F:630:ASP:OD2	2.63	0.51
6:F:533:ARG:O	6:F:537:ILE:HG12	2.10	0.51
9:I:85:LYS:HB3	9:I:118:ILE:HD13	1.91	0.51
9:I:286:LYS:HE3	9:I:371:ASN:H	1.75	0.51
9:I:766:GLN:HE22	9:I:770:ILE:HD11	1.75	0.51
2:K:252:SER:OG	2:K:332:LYS:O	2.22	0.51
2:K:268:PRO:HD3	2:K:353:VAL:HG13	1.92	0.51
3:L:228:ALA:HA	3:L:286:TRP:HZ3	1.75	0.51
4:M:59:ARG:HD3	4:M:125:ASN:HA	1.92	0.51
4:M:481:ILE:HD11	9:R:87:MET:SD	2.50	0.51
4:M:670:ASN:ND2	4:M:673:GLN:OE1	2.44	0.51
4:M:1092:ASN:HB3	4:M:1095:LYS:HE2	1.91	0.51
6:O:252:ARG:HB2	7:P:266:HIS:ND1	2.25	0.51
6:O:471:GLN:HE22	8:Q:370:GLU:HB2	1.76	0.51
6:O:682:GLN:O	7:P:168:VAL:HG13	2.10	0.51
7:P:63:VAL:HA	7:P:75:ALA:O	2.09	0.51
7:P:67:HIS:CE1	7:P:114:HIS:HD2	2.28	0.51
7:P:241:ILE:HG12	7:P:296:TRP:HZ2	1.76	0.51
8:Q:577:ILE:HG22	8:Q:599:PHE:CZ	2.46	0.51
8:Q:762:PRO:HG3	8:Q:790:PHE:HA	1.92	0.51
9:R:284:ILE:HG13	9:R:302:MET:SD	2.51	0.51
9:R:745:PRO:HG2	9:R:815:ARG:HH22	1.75	0.51
9:R:880:ASN:HB3	9:R:883:ASP:HB2	1.92	0.51
10:S:399:LEU:O	10:S:400:MET:HE2	2.11	0.51
10:S:662:GLN:HA	10:S:665:GLU:HG2	1.92	0.51
10:S:666:TYR:HE1	10:S:725:ARG:HH22	1.58	0.51

Continued on next page...

Continued from previous page...

Atom-1	Atom-2	Interatomic distance (Å)	Clash overlap (Å)
10:S:671:GLN:CD	10:S:682:VAL:H	2.19	0.51
10:S:702:ARG:HD3	10:S:758:VAL:HG22	1.92	0.51
11:T:493:PHE:CD2	11:T:522:ALA:HB2	2.46	0.51
1:A:51:CYS:HB2	3:C:7:ILE:HG22	1.92	0.51
1:A:446:LYS:HE2	1:A:447:LYS:NZ	2.24	0.51
2:B:117:GLU:CD	2:B:117:GLU:H	2.19	0.51
2:B:226:GLN:NE2	2:B:229:VAL:HB	2.16	0.51
3:C:152:GLN:HG2	3:C:152:GLN:O	2.10	0.51
3:C:211:LYS:HE2	3:C:214:THR:HG23	1.91	0.51
4:D:917:TYR:HB2	4:D:926:ALA:HB2	1.93	0.51
6:F:375:GLN:O	6:F:378:LEU:HB3	2.11	0.51
7:G:35:ARG:HB3	7:G:54:ARG:NH1	2.20	0.51
7:G:195:ARG:NH1	7:G:202:LYS:HB2	2.26	0.51
8:H:607:ASP:O	8:H:611:ARG:HG2	2.11	0.51
9:I:197:SER:HB2	9:I:219:GLN:HG3	1.93	0.51
9:I:937:LEU:HD23	9:I:940:LEU:HD12	1.93	0.51
1:J:26:SER:O	1:J:32:LEU:HD12	2.11	0.51
2:K:23:SER:N	2:K:30:PRO:HG3	2.25	0.51
2:K:29:GLN:HE21	2:K:371:ARG:HH22	1.58	0.51
3:L:142:TYR:CZ	3:L:155:LEU:HD13	2.46	0.51
4:M:528:ILE:O	4:M:532:CYS:CB	2.59	0.51
4:M:693:SER:H	4:M:831:HIS:HD2	1.57	0.51
4:M:1074:LEU:HD22	4:M:1103:TYR:CE1	2.45	0.51
4:M:1125:LEU:C	4:M:1125:LEU:HD23	2.35	0.51
8:Q:315:ASP:OD2	8:Q:321:ARG:NH2	2.44	0.51
8:Q:419:TYR:HD1	8:Q:422:LEU:HD12	1.74	0.51
9:R:156:THR:OG1	9:R:161:ALA:O	2.25	0.51
9:R:1133:GLU:HA	9:R:1136:MET:HE2	1.91	0.51
10:S:969:ASP:OD1	10:S:970:GLN:N	2.44	0.51
10:S:1035:ASP:O	10:S:1039:LYS:HG2	2.10	0.51
10:S:1119:ILE:O	10:S:1123:ILE:HG12	2.11	0.51
10:S:1421:TYR:HD1	10:S:1498:LEU:HD12	1.76	0.51
11:T:341:ARG:NE	11:T:343:GLN:HG2	2.26	0.51
11:T:560:THR:HB	11:T:564:LYS:NZ	2.25	0.51
12:U:732:VAL:HG21	12:U:799:MET:HE1	1.92	0.51
1:A:80:VAL:C	1:A:84:LYS:HZ2	2.19	0.51
3:C:162:LYS:HG3	3:C:163:LEU:H	1.75	0.51
3:C:204:GLU:OE1	3:C:204:GLU:N	2.40	0.51
4:D:891:LEU:HD23	4:D:916:CYS:SG	2.51	0.51
4:D:1278:THR:OG1	4:D:1279:LYS:HE2	2.10	0.51
5:E:191:ARG:CZ	5:E:200:ALA:HB1	2.41	0.51

Continued on next page...

Continued from previous page...

Atom-1	Atom-2	Interatomic distance (Å)	Clash overlap (Å)
6:F:255:TRP:HZ3	6:F:259:TRP:HA	1.76	0.51
6:F:614:ASP:N	12:U:187:ARG:NH2	2.57	0.51
8:H:269:ALA:O	8:H:273:VAL:HG23	2.10	0.51
8:H:392:ASN:O	8:H:395:ARG:HG3	2.11	0.51
8:H:609:ARG:O	8:H:613:LEU:HG	2.10	0.51
8:H:721:GLN:OE1	8:H:723:MET:HG2	2.11	0.51
9:I:98:PRO:HA	9:I:440:ASN:HD21	1.75	0.51
1:J:599:MET:O	1:J:600:ARG:C	2.53	0.51
1:J:605:ARG:O	1:J:609:LYS:HG3	2.11	0.51
1:J:634:ARG:NH2	4:M:1132:ARG:NH1	2.59	0.51
3:L:211:LYS:HE2	3:L:214:THR:HB	1.91	0.51
4:M:313:TYR:CE2	4:M:314:LYS:HE3	2.46	0.51
4:M:528:ILE:O	4:M:532:CYS:HB2	2.10	0.51
4:M:1363:LYS:HG3	4:M:1365:HIS:CE1	2.46	0.51
6:O:685:HIS:CE1	7:P:166:SER:C	2.88	0.51
6:O:801:VAL:HG12	6:O:805:TYR:HE2	1.76	0.51
7:P:81:ARG:HD2	7:P:103:ASP:C	2.36	0.51
9:R:97:GLU:HB2	9:R:99:MET:HE2	1.92	0.51
10:S:1535:LEU:HD23	10:S:1538:LEU:HD12	1.92	0.51
11:T:240:SER:HA	11:T:266:PRO:HB3	1.92	0.51
12:U:576:ILE:HA	12:U:579:ARG:NH2	2.24	0.51
12:U:721:VAL:N	12:U:731:ARG:HH21	2.09	0.51
1:A:207:MET:HA	1:A:210:ALA:HB3	1.92	0.51
1:A:437:MET:HE1	1:A:467:ILE:HG12	1.92	0.51
3:C:136:ASP:CG	3:C:138:VAL:HB	2.35	0.51
4:D:333:ASP:O	4:D:337:THR:OG1	2.25	0.51
5:E:174:HIS:NE2	5:E:176:GLU:HB2	2.25	0.51
6:F:295:LYS:HZ1	6:F:302:PHE:HB2	1.76	0.51
6:F:324:PRO:HG2	6:F:632:ARG:HD2	1.93	0.51
6:F:379:THR:HB	6:F:633:LEU:CD2	2.40	0.51
6:F:688:GLU:O	6:F:692:ARG:HG2	2.10	0.51
8:H:200:ILE:HA	8:H:203:LEU:HD12	1.93	0.51
8:H:434:GLU:O	8:H:494:ARG:CG	2.59	0.51
8:H:853:HIS:CE1	8:H:898:SER:HB3	2.45	0.51
3:L:62:ARG:HH22	3:L:116:VAL:C	2.19	0.51
4:M:87:CYS:HB3	4:M:554:HIS:CD2	2.45	0.51
4:M:525:GLN:HA	4:M:528:ILE:HG22	1.93	0.51
4:M:794:LEU:HD13	4:M:807:VAL:HG22	1.93	0.51
5:N:190:ILE:HB	5:N:204:LEU:HB2	1.93	0.51
6:O:371:ALA:HA	6:O:374:LYS:HD2	1.92	0.51
6:O:435:GLU:HB2	6:O:436:ARG:HH11	1.76	0.51

Continued on next page...

Continued from previous page...

Atom-1	Atom-2	Interatomic distance (Å)	Clash overlap (Å)
6:O:693:GLU:HB2	6:O:697:ARG:NH1	2.26	0.51
7:P:115:ASP:HB2	7:P:178:TYR:CZ	2.46	0.51
7:P:151:ILE:HD13	7:P:188:ASP:HA	1.93	0.51
7:P:257:LEU:HG	7:P:296:TRP:CG	2.46	0.51
7:P:289:LYS:NZ	7:P:291:SER:HA	2.26	0.51
8:Q:628:LYS:NZ	8:Q:675:GLN:HE21	2.09	0.51
8:Q:808:ILE:HG23	8:Q:848:MET:HE3	1.93	0.51
9:R:770:ILE:HD12	9:R:789:LEU:HD13	1.92	0.51
10:S:311:HIS:HA	10:S:333:TRP:HE1	1.74	0.51
10:S:1112:TRP:O	10:S:1116:THR:HG23	2.10	0.51
10:S:1261:LEU:O	10:S:1265:VAL:HG23	2.11	0.51
1:A:174:GLU:O	1:A:178:ILE:HD12	2.11	0.51
2:B:372:ARG:HG3	2:B:374:PHE:H	1.75	0.51
3:C:88:GLU:HB2	3:C:103:TRP:CZ3	2.46	0.51
4:D:1407:ILE:O	4:D:1411:LEU:HD13	2.11	0.51
6:F:576:PRO:HA	6:F:579:GLU:OE2	2.11	0.51
8:H:421:THR:N	8:H:429:LEU:HD21	2.26	0.51
8:H:784:LYS:NZ	2:K:56:THR:O	2.32	0.51
4:M:1010:MET:HG2	4:M:1012:HIS:ND1	2.26	0.51
4:M:1065:ILE:HD11	4:M:1082:LEU:HB2	1.92	0.51
4:M:1239:THR:O	4:M:1242:PHE:N	2.44	0.51
6:O:495:ASP:OD2	6:O:521:ARG:NH2	2.44	0.51
6:O:693:GLU:HB2	6:O:697:ARG:HH12	1.76	0.51
8:Q:291:ASN:OD1	8:Q:329:LEU:HB3	2.11	0.51
8:Q:294:HIS:CE1	12:U:46:LYS:HB3	2.46	0.51
9:R:360:TYR:HE2	9:R:395:CYS:HB3	1.76	0.51
9:R:476:MET:HE3	9:R:480:LEU:HG	1.93	0.51
9:R:853:PHE:HD1	9:R:881:PHE:CD1	2.27	0.51
10:S:893:VAL:HA	10:S:896:ILE:HD12	1.92	0.51
10:S:926:ILE:HA	10:S:929:LYS:HD3	1.92	0.51
10:S:1415:ARG:NH2	10:S:1416:VAL:HG23	2.25	0.51
11:T:164:HIS:HA	11:T:217:ALA:HB3	1.93	0.51
1:A:1:MET:O	1:A:399:PHE:HB3	2.11	0.51
1:A:76:HIS:HA	1:A:421:TYR:OH	2.11	0.51
2:B:18:ARG:NH1	2:B:19:TRP:HB2	2.25	0.51
2:B:179:ARG:HG2	2:B:180:THR:H	1.74	0.51
2:B:191:GLN:HG3	2:B:193:LYS:HG3	1.92	0.51
3:C:171:ASN:HD22	3:C:181:MET:HE2	1.75	0.51
3:C:277:HIS:HA	3:C:303:ARG:NE	2.26	0.51
3:C:308:ASN:HD21	3:C:310:MET:HB2	1.75	0.51
3:C:318:VAL:HG12	3:C:320:LYS:NZ	2.26	0.51

Continued on next page...

Continued from previous page...

Atom-1	Atom-2	Interatomic distance (Å)	Clash overlap (Å)
4:D:1141:ILE:HG12	4:D:1177:LEU:HB2	1.92	0.51
5:E:272:TYR:CD1	5:E:273:PRO:HD2	2.46	0.51
6:F:336:LYS:HA	6:F:341:PRO:HA	1.93	0.51
6:F:535:LEU:HD12	6:F:556:TYR:HD2	1.76	0.51
7:G:164:PRO:HG2	7:G:224:GLY:N	2.26	0.51
7:G:213:TRP:O	7:G:235:GLN:HG2	2.10	0.51
9:I:648:VAL:HG13	9:I:649:LEU:HD22	1.92	0.51
1:J:25:PHE:CD1	1:J:32:LEU:HD11	2.46	0.51
1:J:107:SER:O	1:J:110:ARG:HD3	2.11	0.51
4:M:168:HIS:HB3	4:M:171:ARG:HG2	1.93	0.51
4:M:1195:LEU:HA	4:M:1198:HIS:HE1	1.70	0.51
5:N:43:TYR:HE1	5:N:70:HIS:ND1	2.08	0.51
7:P:35:ARG:NH2	7:P:60:VAL:HG23	2.26	0.51
8:Q:295:THR:HA	8:Q:298:GLN:HG3	1.93	0.51
8:Q:337:LEU:HD23	8:Q:340:TYR:CD2	2.46	0.51
9:R:993:PRO:HD2	9:R:996:LEU:HD23	1.93	0.51
10:S:836:LYS:O	10:S:839:LEU:HB3	2.11	0.51
10:S:1078:MET:HG3	10:S:1082:ARG:NH2	2.26	0.51
10:S:1331:PRO:HA	10:S:1415:ARG:HH12	1.76	0.51
10:S:1590:ARG:HH11	10:S:1615:TYR:HD2	1.59	0.51
10:S:1695:LEU:HB2	10:S:1700:MET:HE2	1.92	0.51
1:A:231:LEU:O	1:A:235:LEU:HG	2.10	0.50
1:A:470:THR:O	1:A:473:MET:HG3	2.11	0.50
1:A:653:GLU:HG3	4:D:1047:GLN:CD	2.36	0.50
2:B:222:ARG:HA	2:B:230:VAL:HG12	1.92	0.50
3:C:106:ARG:HB3	3:C:151:SER:HA	1.94	0.50
4:D:407:MET:HE3	4:D:427:PHE:CE1	2.46	0.50
4:D:670:ASN:H	11:T:362:GLY:HA3	1.74	0.50
4:D:1180:ARG:NH2	4:D:1233:THR:HG23	2.25	0.50
4:D:1385:TYR:HA	4:D:1388:ILE:HD12	1.92	0.50
5:E:4:ASP:H	5:E:293:ILE:CG1	2.22	0.50
5:E:174:HIS:HE2	5:E:221:THR:HG22	1.76	0.50
6:F:358:TRP:CZ2	6:F:362:PHE:HB2	2.47	0.50
6:F:371:ALA:HA	6:F:374:LYS:HD2	1.92	0.50
6:F:401:ASN:O	6:F:405:LYS:HG2	2.11	0.50
7:G:33:SER:HB2	7:G:59:PRO:HB3	1.93	0.50
8:H:315:ASP:OD2	8:H:321:ARG:NH2	2.44	0.50
8:H:427:LYS:HA	8:H:430:LEU:HG	1.94	0.50
8:H:777:VAL:O	8:H:780:GLU:HB2	2.11	0.50
1:J:490:ARG:HG3	2:K:26:SER:N	2.26	0.50
4:M:210:ARG:NH1	4:M:211:ALA:O	2.42	0.50

Continued on next page...

Continued from previous page...

Atom-1	Atom-2	Interatomic distance (Å)	Clash overlap (Å)
6:O:265:GLY:HA3	7:P:303:ASN:O	2.11	0.50
6:O:504:ARG:NH2	6:O:527:SER:OG	2.44	0.50
8:Q:593:ILE:HG23	8:Q:626:ILE:HD13	1.92	0.50
9:R:697:LEU:HD22	9:R:707:TRP:CD1	2.46	0.50
9:R:993:PRO:HD3	9:R:1019:TYR:HE1	1.75	0.50
10:S:565:HIS:CE1	10:S:584:ARG:HB3	2.46	0.50
10:S:698:TYR:O	10:S:702:ARG:NH1	2.44	0.50
10:S:1336:ALA:O	10:S:1340:LEU:HG	2.11	0.50
10:S:1781:PHE:HA	10:S:1809:PRO:O	2.10	0.50
12:U:240:SER:O	12:U:244:LYS:NZ	2.39	0.50
12:U:376:TYR:CD1	12:U:380:VAL:HB	2.43	0.50
12:U:651:VAL:O	12:U:661:ARG:NH2	2.45	0.50
12:U:791:ARG:O	12:U:795:THR:HG23	2.11	0.50
12:U:796:PHE:O	12:U:800:ILE:HG23	2.11	0.50
1:A:264:GLU:HB3	1:A:268:GLN:HE22	1.77	0.50
4:D:1347:GLU:O	4:D:1351:GLU:OE1	2.28	0.50
5:E:237:MET:O	5:E:239:ARG:NH1	2.44	0.50
5:E:258:ARG:HH21	5:E:304:TRP:H	1.59	0.50
5:E:305:HIS:HE1	5:E:307:ARG:HD3	1.76	0.50
7:G:103:ASP:OD1	7:G:104:SER:N	2.44	0.50
8:H:211:TRP:NE1	8:H:540:PHE:HE1	2.10	0.50
8:H:370:GLU:HA	8:H:373:LYS:NZ	2.26	0.50
8:H:454:GLN:O	8:H:457:ARG:HG3	2.10	0.50
8:H:772:SER:HB2	8:H:775:GLU:HG3	1.94	0.50
9:I:843:ALA:HA	5:N:1:MET:CE	2.41	0.50
9:I:913:LEU:HB3	9:I:920:SER:HB2	1.93	0.50
9:I:1076:PRO:HB3	9:I:1127:SER:HA	1.93	0.50
3:L:304:LEU:HB2	3:L:316:ILE:HG13	1.92	0.50
4:M:306:HIS:NE2	4:M:334:ILE:HG22	2.25	0.50
4:M:1279:LYS:H	10:S:1243:GLY:HA3	1.77	0.50
6:O:597:GLN:OE1	6:O:623:SER:HB2	2.12	0.50
6:O:601:CYS:O	6:O:604:LEU:HB2	2.11	0.50
7:P:185:GLY:HA2	7:P:191:VAL:HA	1.93	0.50
8:Q:144:MET:HA	8:Q:147:TYR:CD2	2.47	0.50
8:Q:421:THR:N	8:Q:429:LEU:HD21	2.26	0.50
9:R:642:HIS:ND1	9:R:717:ILE:HG13	2.26	0.50
9:R:681:GLN:HB3	9:R:684:ILE:HD12	1.92	0.50
10:S:226:GLN:NE2	10:S:270:THR:HG21	2.27	0.50
10:S:338:ARG:HG3	10:S:399:LEU:HD22	1.92	0.50
10:S:1498:LEU:CD2	10:S:1501:ARG:HH22	2.24	0.50
10:S:1713:GLN:O	10:S:1720:ARG:NH2	2.44	0.50

Continued on next page...

Continued from previous page...

Atom-1	Atom-2	Interatomic distance (Å)	Clash overlap (Å)
10:S:1815:ILE:HG12	10:S:1819:LYS:HE2	1.92	0.50
12:U:641:GLU:HB3	12:U:645:LYS:NZ	2.26	0.50
1:A:27:TRP:HZ3	3:C:288:ILE:H	1.53	0.50
1:A:593:GLU:OE1	1:A:593:GLU:N	2.29	0.50
1:A:639:ARG:O	1:A:643:ARG:HG2	2.11	0.50
4:D:431:GLN:CG	11:T:115:LYS:HB2	2.42	0.50
4:D:1115:ARG:HA	4:D:1118:GLN:NE2	2.26	0.50
5:E:151:ILE:O	5:E:159:ILE:N	2.44	0.50
6:F:763:LEU:HB3	6:F:776:LEU:HD11	1.92	0.50
6:F:924:SER:N	11:T:986:ARG:HE	2.10	0.50
7:G:201:TRP:C	7:G:202:LYS:HD3	2.37	0.50
8:H:605:ASP:HB3	8:H:608:GLN:CG	2.35	0.50
8:H:877:GLN:HG3	8:H:879:LEU:HG	1.94	0.50
9:I:649:LEU:O	9:I:692:LYS:NZ	2.45	0.50
1:J:260:ARG:NH2	1:J:286:LEU:O	2.44	0.50
1:J:469:LYS:HG3	1:J:496:PHE:CE2	2.47	0.50
4:M:220:TRP:CD2	4:M:290:VAL:HG21	2.45	0.50
4:M:525:GLN:O	4:M:528:ILE:HG22	2.12	0.50
6:O:261:LEU:O	6:O:306:VAL:HA	2.11	0.50
6:O:375:GLN:O	6:O:378:LEU:HB3	2.11	0.50
6:O:450:ILE:HD13	8:Q:394:TYR:HE2	1.75	0.50
6:O:479:ARG:O	6:O:483:THR:HG23	2.12	0.50
6:O:535:LEU:HD12	6:O:556:TYR:HD2	1.76	0.50
9:R:658:LEU:HA	9:R:661:ARG:HG2	1.92	0.50
10:S:421:SER:HA	10:S:424:MET:HE2	1.93	0.50
10:S:447:TYR:HD2	10:S:516:GLY:O	1.93	0.50
10:S:756:TRP:HB3	10:S:838:HIS:CB	2.41	0.50
10:S:1317:HIS:CG	10:S:1401:ASN:HB3	2.46	0.50
10:S:1845:LEU:HB2	10:S:1850:ILE:HD11	1.92	0.50
1:A:235:LEU:O	1:A:238:MET:HG3	2.11	0.50
2:B:6:ALA:HB3	2:B:369:VAL:HG23	1.94	0.50
3:C:122:ALA:HB3	3:C:129:MET:H	1.76	0.50
3:C:287:ASN:ND2	3:C:291:THR:OG1	2.44	0.50
4:D:588:LEU:HD22	4:D:610:ILE:HG21	1.93	0.50
4:D:1337:LEU:HD13	4:D:1352:LEU:HD12	1.93	0.50
6:F:504:ARG:NH2	6:F:527:SER:OG	2.44	0.50
8:H:764:LYS:HD3	8:H:766:THR:N	2.19	0.50
9:I:570:PRO:HD2	11:T:567:THR:HA	1.93	0.50
2:K:81:MET:HA	2:K:90:VAL:O	2.12	0.50
2:K:149:ARG:NH1	2:K:163:THR:OG1	2.44	0.50
3:L:216:MET:O	3:L:217:SER:OG	2.25	0.50

Continued on next page...

Continued from previous page...

Atom-1	Atom-2	Interatomic distance (Å)	Clash overlap (Å)
4:M:95:LEU:H	4:M:849:HIS:HD2	1.57	0.50
4:M:810:ARG:CZ	4:M:822:LEU:HD12	2.42	0.50
4:M:1114:LEU:O	4:M:1118:GLN:HG2	2.11	0.50
6:O:326:GLU:O	6:O:329:LEU:HB3	2.11	0.50
6:O:410:ARG:HE	6:O:549:VAL:HG22	1.74	0.50
7:P:67:HIS:HB3	7:P:70:TYR:HE2	1.76	0.50
7:P:170:GLN:OE1	7:P:170:GLN:N	2.40	0.50
7:P:258:HIS:HB3	7:P:260:PHE:CE1	2.46	0.50
8:Q:370:GLU:HA	8:Q:373:LYS:HZ2	1.76	0.50
8:Q:596:TYR:CD2	8:Q:626:ILE:HG13	2.47	0.50
8:Q:808:ILE:HG21	8:Q:852:LEU:HB2	1.94	0.50
9:R:172:PRO:HA	9:R:200:CYS:H	1.76	0.50
9:R:311:SER:OG	9:R:325:LYS:NZ	2.32	0.50
10:S:383:GLU:HG2	10:S:452:PHE:CG	2.47	0.50
10:S:541:ASN:OD1	10:S:548:SER:OG	2.28	0.50
10:S:912:GLU:HG3	10:S:915:LYS:HE3	1.92	0.50
10:S:1757:SER:HA	10:S:1894:TYR:HE2	1.76	0.50
10:S:1791:ARG:HD2	10:S:1813:VAL:HG22	1.91	0.50
11:T:331:LEU:HD23	11:T:414:LEU:HG	1.92	0.50
1:A:69:ARG:HG3	1:A:70:LYS:HD3	1.93	0.50
1:A:97:GLN:HA	1:A:100:GLN:CD	2.36	0.50
1:A:102:SER:HB3	1:A:106:ARG:HH12	1.75	0.50
1:A:283:ARG:HB3	1:A:288:ASP:HB2	1.93	0.50
4:D:870:TRP:HD1	4:D:873:ASN:H	1.60	0.50
4:D:1365:HIS:CD2	4:D:1372:ALA:H	2.30	0.50
6:F:346:ASN:N	6:F:347:PRO:CD	2.74	0.50
6:F:578:LEU:HD22	6:F:597:GLN:HG2	1.94	0.50
8:H:660:ARG:HA	8:H:663:ILE:HD12	1.93	0.50
9:I:791:ALA:HA	9:I:794:ASN:ND2	2.26	0.50
9:I:881:PHE:O	9:I:885:LEU:HG	2.11	0.50
1:J:487:TRP:CD2	1:J:490:ARG:NH2	2.72	0.50
1:J:489:ILE:O	2:K:27:LEU:HG	2.12	0.50
2:K:302:ARG:NH2	2:K:321:LEU:HB3	2.26	0.50
3:L:270:THR:HG22	3:L:273:GLN:OE1	2.12	0.50
4:M:149:ASN:HA	4:M:171:ARG:HG3	1.93	0.50
4:M:1362:GLY:O	4:M:1374:LEU:HB2	2.12	0.50
4:M:1402:GLN:NE2	4:M:1405:GLN:OE1	2.36	0.50
6:O:467:LEU:HG	8:Q:405:MET:HE1	1.93	0.50
6:O:475:SER:HB3	8:Q:391:GLY:H	1.76	0.50
10:S:30:LYS:HB3	10:S:32:GLN:HE22	1.77	0.50
10:S:333:TRP:CD1	10:S:356:MET:HE1	2.47	0.50

Continued on next page...

Continued from previous page...

Atom-1	Atom-2	Interatomic distance (Å)	Clash overlap (Å)
10:S:390:HIS:NE2	10:S:459:GLU:OE1	2.42	0.50
10:S:1451:LEU:HD11	10:S:1505:VAL:HG12	1.93	0.50
1:A:10:GLU:HG2	3:C:318:VAL:HB	1.94	0.50
1:A:344:ASP:OD1	1:A:345:ASN:N	2.43	0.50
2:B:49:ALA:HB2	2:B:69:LEU:HD11	1.93	0.50
2:B:219:CYS:HB3	2:B:263:GLU:HA	1.92	0.50
3:C:145:PRO:CD	3:C:152:GLN:HE21	2.24	0.50
4:D:524:ARG:NH2	5:E:200:ALA:O	2.45	0.50
4:D:1267:LEU:HD13	4:D:1286:GLU:OE1	2.12	0.50
5:E:18:TYR:HA	5:E:317:ARG:H	1.76	0.50
6:F:572:TYR:HE1	6:F:597:GLN:O	1.95	0.50
6:F:574:LEU:HD13	6:F:578:LEU:HG	1.94	0.50
6:F:807:SER:O	6:F:810:GLU:HG3	2.11	0.50
7:G:14:ASP:OD1	7:G:15:MET:N	2.45	0.50
7:G:26:ILE:HA	7:G:42:VAL:HB	1.93	0.50
8:H:582:PHE:O	8:H:586:HIS:ND1	2.44	0.50
9:I:243:LEU:HD22	9:I:254:PHE:HD1	1.75	0.50
3:L:243:LYS:HA	3:L:281:VAL:H	1.76	0.50
4:M:1217:LEU:O	4:M:1220:GLN:NE2	2.43	0.50
4:M:1238:LEU:HB3	4:M:1242:PHE:CE2	2.46	0.50
4:M:1238:LEU:HB2	4:M:1305:TYR:CZ	2.46	0.50
7:P:163:ILE:HG21	7:P:179:ILE:H	1.76	0.50
9:R:86:VAL:HG11	9:R:454:PHE:HZ	1.77	0.50
9:R:277:TYR:OH	9:R:370:TYR:O	2.16	0.50
9:R:646:LEU:HD13	9:R:649:LEU:HD12	1.92	0.50
9:R:782:ARG:HA	9:R:785:LEU:HD12	1.92	0.50
10:S:193:ILE:HB	10:S:225:GLN:NE2	2.27	0.50
10:S:609:GLU:HG3	10:S:612:ARG:NH1	2.27	0.50
10:S:635:ILE:HG13	10:S:636:PRO:HD2	1.94	0.50
10:S:740:VAL:O	10:S:744:TYR:N	2.43	0.50
11:T:575:ALA:O	11:T:578:LEU:HG	2.11	0.50
11:T:999:LYS:HA	11:T:1006:ARG:NE	2.26	0.50
12:U:683:GLU:HB3	12:U:686:ILE:HD13	1.94	0.50
1:A:242:HIS:HB2	1:A:252:PHE:CD1	2.47	0.50
1:A:500:ILE:HG12	1:A:503:ARG:HE	1.76	0.50
1:A:514:PHE:CZ	1:A:539:TYR:CD2	2.98	0.50
3:C:88:GLU:OE2	3:C:101:SER:HB2	2.11	0.50
4:D:669:ARG:HB3	11:T:369:HIS:HD2	1.76	0.50
4:D:838:HIS:HA	4:D:841:ILE:HD12	1.93	0.50
4:D:1257:GLU:O	4:D:1260:GLN:NE2	2.45	0.50
4:D:1415:MET:O	4:D:1418:TYR:HB3	2.11	0.50

Continued on next page...

Continued from previous page...

Atom-1	Atom-2	Interatomic distance (Å)	Clash overlap (Å)
7:G:82:LYS:HZ2	7:G:99:TYR:C	2.20	0.50
8:H:124:GLU:HA	8:H:127:THR:HG22	1.93	0.50
8:H:206:GLN:HB2	8:H:503:TYR:CD2	2.46	0.50
8:H:276:PHE:HA	8:H:279:ASN:ND2	2.25	0.50
9:I:889:TYR:HA	9:I:894:LYS:HZ3	1.76	0.50
1:J:309:ARG:HH22	1:J:325:TYR:HA	1.77	0.50
1:J:320:THR:O	1:J:323:HIS:NE2	2.45	0.50
1:J:599:MET:O	1:J:603:GLU:OE1	2.30	0.50
3:L:307:ALA:HA	3:L:312:ASN:O	2.12	0.50
4:M:78:LYS:HB2	9:R:188:TYR:CZ	2.46	0.50
6:O:266:ASP:N	7:P:303:ASN:OD1	2.25	0.50
6:O:291:PRO:HA	10:S:725:ARG:NH1	2.26	0.50
6:O:358:TRP:CZ2	6:O:362:PHE:HB2	2.46	0.50
6:O:533:ARG:O	6:O:537:ILE:HG12	2.10	0.50
6:O:576:PRO:HA	6:O:579:GLU:OE2	2.11	0.50
6:O:676:PHE:O	6:O:680:HIS:CE1	2.65	0.50
6:O:798:ALA:O	6:O:801:VAL:HB	2.12	0.50
8:Q:297:LYS:O	8:Q:301:MET:CB	2.59	0.50
8:Q:392:ASN:O	8:Q:395:ARG:HG3	2.11	0.50
8:Q:885:LYS:O	8:Q:889:ARG:HG2	2.12	0.50
9:R:82:LEU:HD12	9:R:86:VAL:HB	1.94	0.50
9:R:869:LEU:HG	9:R:881:PHE:HE2	1.77	0.50
9:R:1014:GLN:HE22	9:R:1018:LEU:HD11	1.76	0.50
10:S:624:VAL:O	10:S:628:LEU:HG	2.11	0.50
10:S:1059:LEU:O	10:S:1063:VAL:HG23	2.12	0.50
10:S:1753:GLN:OE1	10:S:1888:LEU:HA	2.12	0.50
11:T:578:LEU:HA	11:T:581:VAL:HG12	1.94	0.50
11:T:829:LEU:HD13	11:T:863:VAL:HG21	1.94	0.50
12:U:463:TYR:O	12:U:467:LEU:HG	2.12	0.50
1:A:167:TRP:CD1	1:A:171:HIS:CE1	3.00	0.50
3:C:184:VAL:O	3:C:197:VAL:HA	2.12	0.50
3:C:237:ILE:HA	3:C:248:PHE:O	2.12	0.50
3:C:304:LEU:HB2	3:C:317:GLY:N	2.27	0.50
4:D:366:GLN:HE21	4:D:391:PHE:HE2	1.60	0.50
4:D:637:SER:O	4:D:641:VAL:HG23	2.12	0.50
4:D:1347:GLU:OE1	4:D:1347:GLU:N	2.35	0.50
5:E:303:SER:HB3	5:E:312:VAL:CG1	2.42	0.50
6:F:380:TRP:CD2	6:F:633:LEU:HD12	2.47	0.50
6:F:410:ARG:HE	6:F:549:VAL:HG22	1.74	0.50
6:F:479:ARG:O	6:F:483:THR:HG23	2.12	0.50
6:F:731:VAL:HG23	6:F:734:ARG:HH21	1.76	0.50

Continued on next page...

Continued from previous page...

Atom-1	Atom-2	Interatomic distance (Å)	Clash overlap (Å)
7:G:187:CYS:O	7:G:213:TRP:NE1	2.45	0.50
7:G:215:ARG:HD3	7:G:264:VAL:O	2.11	0.50
8:H:390:GLU:HG2	8:H:390:GLU:O	2.12	0.50
9:I:103:ILE:HD13	9:I:452:VAL:HG12	1.92	0.50
1:J:136:ILE:O	1:J:140:MET:HG2	2.12	0.50
1:J:265:ARG:HH21	1:J:268:GLN:HG3	1.75	0.50
1:J:284:VAL:HG13	1:J:292:LEU:HD21	1.94	0.50
1:J:398:GLU:HA	1:J:401:LEU:HD12	1.93	0.50
2:K:88:ARG:HG2	2:K:102:ARG:HH11	1.77	0.50
4:M:1081:GLU:O	4:M:1084:TYR:HB3	2.11	0.50
6:O:254:GLY:O	6:O:261:LEU:HD12	2.12	0.50
6:O:466:SER:HA	6:O:469:LEU:HD12	1.94	0.50
6:O:650:SER:HB2	6:O:653:ARG:HD3	1.93	0.50
8:Q:370:GLU:HA	8:Q:373:LYS:NZ	2.27	0.50
8:Q:591:LEU:O	8:Q:595:GLN:HG2	2.12	0.50
8:Q:772:SER:HB2	8:Q:775:GLU:HG2	1.94	0.50
9:R:1030:ASN:O	9:R:1034:LYS:HG2	2.12	0.50
10:S:226:GLN:HE22	10:S:270:THR:HG21	1.77	0.50
10:S:672:THR:HG22	10:S:726:ALA:HB3	1.94	0.50
10:S:1006:TYR:HE1	10:S:1016:ASN:HA	1.76	0.50
10:S:1037:LEU:HD13	10:S:1061:TYR:HE1	1.76	0.50
10:S:1832:HIS:CE1	10:S:1882:ILE:HG23	2.47	0.50
11:T:405:TRP:CD1	11:T:425:TYR:HB2	2.47	0.50
12:U:228:VAL:O	12:U:232:THR:HG23	2.11	0.50
12:U:538:ARG:HA	12:U:541:GLU:HG3	1.94	0.50
12:U:637:ASP:OD1	12:U:638:LYS:N	2.40	0.50
1:A:260:ARG:HD2	1:A:264:GLU:OE2	2.12	0.50
1:A:480:ARG:HG3	1:A:483:SER:H	1.77	0.50
1:A:545:MET:O	1:A:550:GLN:N	2.31	0.50
4:D:1195:LEU:O	4:D:1202:THR:OG1	2.30	0.50
5:E:18:TYR:CD1	5:E:316:TYR:HA	2.42	0.50
6:F:612:GLN:HG2	12:U:186:ALA:CB	2.38	0.50
8:H:337:LEU:HD23	8:H:340:TYR:CD2	2.47	0.50
9:I:785:LEU:O	9:I:788:GLN:HG3	2.11	0.50
9:I:1135:TYR:O	9:I:1139:GLN:HG2	2.12	0.50
1:J:461:THR:O	1:J:465:ARG:HG2	2.12	0.50
2:K:219:CYS:O	2:K:232:THR:HA	2.11	0.50
4:M:480:GLN:HB3	4:M:489:VAL:HB	1.93	0.50
4:M:1025:ASP:OD2	4:M:1027:SER:OG	2.28	0.50
4:M:1055:VAL:C	4:M:1057:LEU:H	2.19	0.50
4:M:1066:GLU:OE1	4:M:1070:ARG:NH1	2.45	0.50

Continued on next page...

Continued from previous page...

Atom-1	Atom-2	Interatomic distance (Å)	Clash overlap (Å)
4:M:1120:GLN:HB3	4:M:1124:TYR:CZ	2.47	0.50
4:M:1130:CYS:HA	4:M:1133:LEU:HD12	1.94	0.50
4:M:1193:LEU:O	4:M:1197:LYS:HG3	2.12	0.50
4:M:1394:ALA:HA	4:M:1397:GLU:HG2	1.94	0.50
6:O:238:THR:N	6:O:299:GLU:OE2	2.45	0.50
6:O:591:ALA:O	6:O:594:ILE:HG12	2.12	0.50
6:O:846:SER:O	6:O:850:ARG:HG3	2.11	0.50
7:P:82:LYS:HZ2	7:P:84:ILE:HD11	1.77	0.50
7:P:195:ARG:HH11	7:P:196:GLU:H	1.59	0.50
9:R:172:PRO:HB3	9:R:199:LEU:HA	1.93	0.50
9:R:275:CYS:HG	9:R:370:TYR:HA	1.76	0.50
10:S:24:VAL:HG13	10:S:28:LEU:HD12	1.94	0.50
10:S:854:LEU:O	10:S:857:GLU:HG3	2.12	0.50
10:S:1624:GLN:O	10:S:1627:GLN:HG3	2.11	0.50
11:T:297:VAL:HG21	11:T:347:THR:HB	1.94	0.50
12:U:107:ASP:O	12:U:110:LEU:HG	2.12	0.50
12:U:193:ASN:HD21	12:U:554:PHE:HE1	1.58	0.50
12:U:270:TYR:HA	12:U:273:ILE:HD12	1.94	0.50
12:U:278:ASN:O	12:U:281:GLN:N	2.45	0.50
12:U:336:GLN:HA	12:U:339:VAL:HG12	1.94	0.50
1:A:51:CYS:H	3:C:9:ALA:HA	1.76	0.49
1:A:242:HIS:HB2	1:A:252:PHE:HD1	1.77	0.49
1:A:264:GLU:CD	1:A:286:LEU:HD22	2.37	0.49
1:A:591:SER:CB	1:A:594:GLN:HE21	2.25	0.49
2:B:8:LYS:HG3	2:B:61:GLU:CD	2.38	0.49
3:C:303:ARG:HA	3:C:317:GLY:O	2.11	0.49
4:D:706:GLY:HA3	4:D:829:ARG:HH11	1.76	0.49
6:F:435:GLU:HB2	6:F:436:ARG:HH11	1.76	0.49
6:F:466:SER:HA	6:F:469:LEU:HD12	1.94	0.49
6:F:642:GLN:HA	12:U:175:ARG:NH1	2.27	0.49
8:H:784:LYS:HD2	2:K:55:ALA:HB1	1.94	0.49
9:I:269:LEU:HD13	9:I:335:LEU:HG	1.94	0.49
1:J:634:ARG:HH12	4:M:1132:ARG:CG	2.22	0.49
1:J:648:GLU:HA	1:J:651:LEU:HD12	1.94	0.49
2:K:5:PHE:HA	2:K:369:VAL:O	2.12	0.49
4:M:346:LEU:HD12	4:M:355:LEU:HD11	1.94	0.49
6:O:637:MET:O	6:O:641:LEU:HG	2.12	0.49
7:P:89:GLU:O	7:P:92:THR:OG1	2.19	0.49
8:Q:391:GLY:HA3	8:Q:395:ARG:HH21	1.77	0.49
8:Q:651:LEU:HD12	12:U:654:ILE:HD11	1.94	0.49
8:Q:860:LYS:HA	8:Q:862:TYR:CZ	2.47	0.49

Continued on next page...

Continued from previous page...

Atom-1	Atom-2	Interatomic distance (Å)	Clash overlap (Å)
9:R:568:SER:O	9:R:677:ARG:NH1	2.44	0.49
9:R:715:ASN:C	9:R:719:LYS:HZ2	2.20	0.49
9:R:771:LEU:O	9:R:775:PRO:HD3	2.11	0.49
10:S:1079:ARG:HA	10:S:1082:ARG:HE	1.76	0.49
10:S:1097:PHE:CD2	10:S:1109:GLN:HB3	2.37	0.49
11:T:543:LEU:HD22	11:T:566:TRP:HH2	1.77	0.49
11:T:659:ARG:CZ	11:T:659:ARG:HA	2.42	0.49
12:U:67:ARG:HG3	12:U:96:THR:HB	1.94	0.49
12:U:190:TYR:O	12:U:194:GLU:HG3	2.12	0.49
3:C:207:ARG:HH12	4:D:1253:GLN:HE22	1.60	0.49
3:C:308:ASN:OD1	3:C:311:ASP:N	2.45	0.49
4:D:402:PHE:HB3	4:D:409:ILE:HD13	1.93	0.49
4:D:452:ASP:OD2	4:D:525:GLN:NE2	2.45	0.49
4:D:715:CYS:HA	4:D:718:ILE:HG12	1.94	0.49
4:D:1428:ASP:HA	4:D:1431:LYS:HD2	1.94	0.49
5:E:272:TYR:CE2	5:E:275:LYS:HG2	2.46	0.49
6:F:435:GLU:CD	6:F:435:GLU:H	2.20	0.49
6:F:650:SER:OG	6:F:653:ARG:NH1	2.45	0.49
7:G:160:PRO:HG2	7:G:219:TRP:CD1	2.46	0.49
7:G:215:ARG:NH1	7:G:263:VAL:HG12	2.27	0.49
8:H:144:MET:HA	8:H:147:TYR:CE2	2.47	0.49
8:H:439:THR:CG2	8:H:495:VAL:HG21	2.42	0.49
9:I:88:GLU:HB2	9:I:116:ARG:HH22	1.76	0.49
9:I:691:ASP:HA	9:I:694:GLU:OE2	2.12	0.49
1:J:438:GLU:CD	1:J:463:GLN:HE22	2.17	0.49
3:L:80:ASP:N	3:L:80:ASP:OD1	2.43	0.49
3:L:107:THR:HB	3:L:153:TRP:CZ3	2.48	0.49
4:M:541:TYR:HB2	9:R:84:VAL:HG22	1.95	0.49
4:M:641:VAL:O	4:M:645:ILE:HG12	2.11	0.49
4:M:1261:ALA:HA	4:M:1264:TRP:CD1	2.47	0.49
5:N:282:ILE:O	5:N:291:ILE:N	2.45	0.49
6:O:387:TRP:HA	6:O:409:ARG:NH2	2.27	0.49
6:O:571:CYS:HB3	6:O:583:PHE:CE2	2.47	0.49
8:Q:427:LYS:HA	8:Q:430:LEU:HG	1.93	0.49
9:R:560:ALA:HA	9:R:565:TRP:C	2.38	0.49
9:R:685:ILE:O	9:R:689:LEU:HD23	2.12	0.49
9:R:853:PHE:CD1	9:R:881:PHE:HD1	2.28	0.49
9:R:1013:PHE:CE2	9:R:1053:LEU:HD11	2.47	0.49
10:S:1317:HIS:O	10:S:1321:LEU:HB2	2.12	0.49
10:S:1500:ASP:HA	10:S:1561:ARG:HD3	1.93	0.49
12:U:575:VAL:O	12:U:579:ARG:NH2	2.36	0.49

Continued on next page...

Continued from previous page...

Atom-1	Atom-2	Interatomic distance (Å)	Clash overlap (Å)
12:U:708:ILE:HG23	12:U:756:ILE:HD12	1.94	0.49
1:A:302:TRP:HB3	1:A:333:PHE:CD1	2.47	0.49
2:B:372:ARG:HH12	2:B:374:PHE:HD2	1.60	0.49
3:C:273:GLN:OE1	3:C:274:PHE:N	2.45	0.49
4:D:433:GLY:H	11:T:112:GLY:C	2.20	0.49
4:D:964:ARG:HB2	4:D:967:ARG:HH21	1.77	0.49
4:D:1002:ARG:O	4:D:1005:LYS:HG2	2.12	0.49
5:E:18:TYR:N	5:E:317:ARG:HD2	2.28	0.49
5:E:152:TRP:CZ2	5:E:158:GLN:NE2	2.80	0.49
5:E:218:VAL:HG23	5:E:259:TRP:HB3	1.93	0.49
6:F:557:GLU:OE2	6:F:558:GLN:HG3	2.13	0.49
6:F:576:PRO:CG	6:F:624:ALA:O	2.54	0.49
6:F:911:GLY:HA2	6:F:914:GLN:NE2	2.27	0.49
8:H:297:LYS:O	8:H:301:MET:CB	2.59	0.49
8:H:839:LEU:HA	8:H:842:ARG:HE	1.76	0.49
1:J:369:TRP:HA	1:J:372:VAL:HG22	1.94	0.49
1:J:418:GLY:HA2	1:J:421:TYR:HD2	1.78	0.49
3:L:87:GLU:O	3:L:103:TRP:HA	2.11	0.49
4:M:105:TRP:HA	4:M:113:GLU:O	2.12	0.49
4:M:220:TRP:NE1	4:M:228:LEU:HD12	2.27	0.49
4:M:448:LEU:HD12	4:M:460:TYR:CD1	2.47	0.49
4:M:1079:TYR:HA	4:M:1082:LEU:HG	1.94	0.49
4:M:1084:TYR:CD1	4:M:1100:MET:HE3	2.47	0.49
4:M:1106:ARG:HH21	4:M:1149:VAL:HB	1.77	0.49
4:M:1113:THR:HB	10:S:478:GLY:C	2.37	0.49
6:O:645:ASN:O	6:O:648:HIS:NE2	2.44	0.49
6:O:747:LEU:HD21	6:O:788:HIS:CE1	2.47	0.49
7:P:53:LEU:HD21	7:P:86:TRP:CD2	2.48	0.49
8:Q:134:GLN:HE21	12:U:163:GLU:CB	2.11	0.49
8:Q:180:LEU:HD23	8:Q:183:ILE:HD12	1.93	0.49
8:Q:264:TRP:O	8:Q:267:SER:OG	2.25	0.49
8:Q:604:THR:HG22	8:Q:668:TRP:HH2	1.77	0.49
8:Q:642:PHE:HZ	8:Q:689:LYS:HE3	1.78	0.49
9:R:496:ARG:HD3	9:R:510:LYS:HG2	1.93	0.49
9:R:940:LEU:HA	9:R:943:MET:HG3	1.94	0.49
9:R:1070:THR:HG22	9:R:1123:TYR:HD2	1.76	0.49
10:S:692:GLU:HB3	10:S:698:TYR:HD1	1.77	0.49
10:S:702:ARG:HH11	10:S:758:VAL:HG22	1.75	0.49
10:S:1534:VAL:O	10:S:1538:LEU:HG	2.12	0.49
10:S:1753:GLN:HE22	10:S:1888:LEU:C	2.16	0.49
11:T:501:LEU:HD11	11:T:515:GLY:HA3	1.94	0.49

Continued on next page...

Continued from previous page...

Atom-1	Atom-2	Interatomic distance (Å)	Clash overlap (Å)
11:T:807:ILE:O	11:T:811:GLN:HG3	2.12	0.49
12:U:25:GLU:O	12:U:32:ASN:ND2	2.45	0.49
12:U:533:LEU:O	12:U:537:THR:HG23	2.12	0.49
12:U:576:ILE:O	12:U:579:ARG:NE	2.45	0.49
3:C:169:SER:O	3:C:227:PHE:HE2	1.95	0.49
3:C:284:VAL:HA	3:C:294:ALA:O	2.12	0.49
3:C:305:TRP:CE2	3:C:315:CYS:HB2	2.48	0.49
4:D:551:LEU:HD23	4:D:562:LEU:HA	1.94	0.49
4:D:1302:ASN:HB2	4:D:1304:LEU:HD12	1.94	0.49
5:E:227:VAL:HG13	5:E:257:PHE:HB2	1.93	0.49
6:F:278:ARG:CZ	6:F:294:ALA:HA	2.42	0.49
6:F:340:CYS:SG	6:F:721:PRO:HD2	2.53	0.49
6:F:571:CYS:HB3	6:F:583:PHE:CE2	2.47	0.49
6:F:796:GLU:HA	6:F:800:LYS:HZ2	1.77	0.49
9:I:703:ASP:H	4:M:1154:GLY:HA2	1.78	0.49
9:I:728:TYR:CZ	9:I:732:LYS:HG3	2.47	0.49
9:I:855:ILE:HD12	9:I:858:GLN:HE21	1.77	0.49
1:J:370:TRP:HB3	1:J:404:TYR:CZ	2.46	0.49
2:K:18:ARG:HD3	2:K:83:PHE:CD2	2.47	0.49
3:L:85:VAL:HG11	3:L:153:TRP:CZ2	2.47	0.49
6:O:435:GLU:H	6:O:435:GLU:CD	2.20	0.49
6:O:573:PRO:O	6:O:574:LEU:HD23	2.12	0.49
8:Q:814:PHE:O	8:Q:818:GLY:N	2.41	0.49
8:Q:819:TRP:C	8:Q:821:VAL:N	2.69	0.49
8:Q:880:TYR:CD2	8:Q:881:THR:HG22	2.48	0.49
9:R:502:HIS:HA	9:R:505:LYS:HE3	1.94	0.49
9:R:606:LEU:HD23	9:R:609:ARG:HD3	1.94	0.49
9:R:763:VAL:HG11	9:R:796:LEU:HD22	1.94	0.49
10:S:1178:ARG:O	10:S:1182:ARG:HG2	2.12	0.49
11:T:617:GLN:O	11:T:621:GLN:HG2	2.12	0.49
12:U:20:THR:O	12:U:26:LEU:HB2	2.13	0.49
1:A:412:HIS:CE1	2:B:180:THR:HG23	2.47	0.49
1:A:475:SER:HB3	1:A:483:SER:HB2	1.94	0.49
2:B:53:PHE:O	2:B:57:SER:HB3	2.13	0.49
2:B:221:ASP:HB3	2:B:266:PHE:CZ	2.48	0.49
4:D:306:HIS:CE1	4:D:337:THR:HB	2.48	0.49
4:D:479:ILE:HD11	4:D:501:VAL:HG22	1.94	0.49
4:D:669:ARG:HA	11:T:362:GLY:HA3	1.93	0.49
4:D:1248:LYS:HD2	4:D:1251:ARG:NH2	2.28	0.49
7:G:141:GLU:OE1	7:G:141:GLU:N	2.38	0.49
8:H:808:ILE:HG21	8:H:852:LEU:HB2	1.95	0.49

Continued on next page...

Continued from previous page...

Atom-1	Atom-2	Interatomic distance (Å)	Clash overlap (Å)
9:I:466:ARG:C	9:I:466:ARG:CD	2.86	0.49
2:K:194:LEU:HD23	2:K:208:PHE:HE2	1.77	0.49
4:M:55:GLU:HG2	4:M:814:SER:H	1.76	0.49
4:M:444:PRO:HB3	4:M:470:PHE:CZ	2.48	0.49
4:M:832:PHE:HB3	4:M:836:PHE:CE2	2.48	0.49
4:M:1101:PHE:HB2	4:M:1127:CYS:SG	2.51	0.49
6:O:785:ARG:HB2	6:O:788:HIS:CG	2.47	0.49
8:Q:126:ILE:HG21	12:U:159:THR:HA	1.95	0.49
8:Q:328:ASP:HA	8:Q:331:ARG:HG2	1.95	0.49
8:Q:624:ALA:HB1	8:Q:628:LYS:NZ	2.27	0.49
9:R:279:LEU:HB2	9:R:335:LEU:HB2	1.94	0.49
10:S:886:ARG:HH21	10:S:887:SER:HB3	1.78	0.49
10:S:1309:ILE:HG21	10:S:1344:LEU:HD13	1.94	0.49
11:T:777:PHE:CE2	11:T:781:ILE:HD11	2.48	0.49
12:U:314:ILE:HD11	12:U:342:ALA:HB2	1.94	0.49
12:U:588:LEU:HD23	12:U:594:ARG:HA	1.93	0.49
1:A:144:TRP:HZ3	1:A:375:LEU:HD23	1.77	0.49
1:A:483:SER:OG	2:B:22:VAL:HB	2.12	0.49
3:C:147:VAL:HG13	4:D:1276:ILE:HD13	1.93	0.49
6:F:255:TRP:CD1	7:G:270:SER:HA	2.46	0.49
6:F:723:GLN:OE1	6:F:724:TRP:NE1	2.46	0.49
7:G:124:SER:C	7:G:126:ASP:H	2.21	0.49
7:G:290:GLU:HB2	7:G:296:TRP:CZ3	2.47	0.49
8:H:415:GLU:HA	8:H:418:ILE:HG22	1.95	0.49
9:I:117:LEU:HD23	9:I:136:LEU:HD12	1.95	0.49
1:J:267:LEU:HG	1:J:273:SER:HB3	1.95	0.49
1:J:355:ILE:O	1:J:359:ILE:HG12	2.12	0.49
2:K:48:TRP:CE2	2:K:68:GLN:HB2	2.48	0.49
2:K:195:TRP:HD1	2:K:205:THR:HG1	1.60	0.49
3:L:229:PRO:HG2	3:L:289:THR:C	2.37	0.49
4:M:257:LEU:HB3	4:M:311:TRP:CD1	2.47	0.49
4:M:645:ILE:O	4:M:649:LEU:HG	2.12	0.49
4:M:1114:LEU:HB3	4:M:1115:ARG:HH12	1.76	0.49
5:N:217:CYS:HB3	5:N:220:ASN:O	2.12	0.49
6:O:517:SER:HB2	6:O:521:ARG:H	1.78	0.49
6:O:560:PHE:HB3	6:O:570:ALA:C	2.38	0.49
6:O:779:PHE:HA	6:O:782:GLU:HG2	1.93	0.49
7:P:82:LYS:NZ	7:P:84:ILE:HD11	2.28	0.49
8:Q:415:GLU:HA	8:Q:418:ILE:HG22	1.95	0.49
8:Q:829:GLU:HB2	8:Q:833:ARG:NH2	2.27	0.49
10:S:1667:GLY:O	10:S:1671:GLU:HG3	2.12	0.49

Continued on next page...

Continued from previous page...

Atom-1	Atom-2	Interatomic distance (Å)	Clash overlap (Å)
11:T:829:LEU:HA	11:T:864:MET:HE3	1.93	0.49
12:U:469:LEU:HD12	12:U:470:THR:HG23	1.94	0.49
1:A:2:GLU:OE1	1:A:396:MET:HG2	2.13	0.49
1:A:145:ASN:HB3	1:A:167:TRP:CD1	2.48	0.49
1:A:544:ARG:HH11	1:A:545:MET:HG3	1.78	0.49
4:D:124:LEU:HB2	4:D:184:GLN:HA	1.94	0.49
4:D:431:GLN:HE22	11:T:113:ILE:HD11	1.78	0.49
4:D:1337:LEU:HD21	4:D:1387:ALA:HB1	1.95	0.49
6:F:573:PRO:O	6:F:574:LEU:HD23	2.13	0.49
7:G:12:HIS:HB2	7:G:34:ASP:OD2	2.13	0.49
8:H:147:TYR:CE1	8:H:539:ARG:HG3	2.46	0.49
8:H:311:VAL:HA	8:H:324:LEU:HD13	1.95	0.49
8:H:360:CYS:HB2	8:H:362:GLN:OE1	2.13	0.49
8:H:391:GLY:HA3	8:H:395:ARG:HH21	1.77	0.49
8:H:758:ILE:HG22	8:H:797:LEU:HD11	1.94	0.49
1:J:153:GLU:OE1	1:J:153:GLU:N	2.46	0.49
1:J:449:LEU:HB3	1:J:453:ARG:HH22	1.77	0.49
4:M:464:LEU:HG	4:M:535:TYR:HD1	1.78	0.49
4:M:1340:TYR:CG	4:M:1349:ALA:HB2	2.48	0.49
5:N:319:LEU:HG	5:N:321:PHE:CE1	2.48	0.49
6:O:499:GLN:HE21	6:O:502:ARG:CZ	2.26	0.49
6:O:674:ALA:O	6:O:678:LEU:HG	2.12	0.49
6:O:715:ILE:HG13	6:O:716:GLN:N	2.27	0.49
6:O:751:GLN:HE21	6:O:754:GLN:CD	2.20	0.49
8:Q:144:MET:HE3	8:Q:574:GLU:HG2	1.94	0.49
8:Q:261:VAL:HG21	8:Q:444:PHE:CZ	2.48	0.49
8:Q:702:VAL:HA	8:Q:705:LYS:HD3	1.94	0.49
10:S:531:LEU:HD12	10:S:534:ASN:HB2	1.95	0.49
10:S:1725:ASP:OD1	10:S:1728:ARG:NH2	2.45	0.49
10:S:1971:GLY:N	10:S:1974:LEU:HD12	2.27	0.49
11:T:940:LEU:HB2	11:T:951:LEU:HD22	1.95	0.49
12:U:18:ALA:HA	12:U:21:GLU:HG2	1.95	0.49
12:U:192:TYR:O	12:U:196:VAL:HG23	2.12	0.49
1:A:40:GLN:HB3	3:C:298:ASP:OD1	2.13	0.49
1:A:142:LEU:HD12	1:A:143:SER:N	2.28	0.49
1:A:191:HIS:HE1	1:A:193:LYS:HE2	1.78	0.49
2:B:18:ARG:HB3	2:B:81:MET:SD	2.53	0.49
2:B:181:THR:C	2:B:197:LEU:HD13	2.37	0.49
2:B:234:GLY:N	2:B:261:MET:HE2	2.26	0.49
3:C:62:ARG:NH1	3:C:118:ASP:HA	2.28	0.49
4:D:906:VAL:H	4:D:939:ARG:HH22	1.61	0.49

Continued on next page...

Continued from previous page...

Atom-1	Atom-2	Interatomic distance (Å)	Clash overlap (Å)
4:D:909:CYS:O	4:D:913:LEU:HD23	2.12	0.49
6:F:316:LYS:HE2	6:F:318:LEU:HB2	1.95	0.49
6:F:734:ARG:NH1	6:F:735:ARG:HH22	2.11	0.49
7:G:181:ARG:HA	7:G:201:TRP:CZ3	2.45	0.49
7:G:236:ASP:OD2	7:G:238:ARG:NH2	2.42	0.49
8:H:328:ASP:HA	8:H:331:ARG:HG2	1.95	0.49
8:H:798:ASP:HA	8:H:801:THR:HG22	1.95	0.49
8:H:857:HIS:ND1	8:H:862:TYR:HE1	2.11	0.49
9:I:706:GLU:HA	9:I:709:ASN:HB2	1.95	0.49
9:I:729:ARG:HH21	9:I:733:ASN:HA	1.77	0.49
9:I:947:TYR:H	9:I:1008:PRO:HA	1.77	0.49
1:J:435:LEU:HD11	3:L:288:ILE:HD12	1.95	0.49
1:J:607:ALA:HA	1:J:610:LEU:HD12	1.94	0.49
2:K:192:LEU:HD21	2:K:232:THR:HG21	1.95	0.49
2:K:193:LYS:HG2	2:K:207:ILE:HG23	1.95	0.49
2:K:260:GLU:HG2	2:K:279:GLU:HB3	1.94	0.49
4:M:220:TRP:HE1	4:M:228:LEU:HD12	1.78	0.49
4:M:1348:GLU:H	4:M:1348:GLU:CD	2.20	0.49
4:M:1378:SER:OG	4:M:1379:GLN:OE1	2.28	0.49
6:O:271:ARG:HH12	6:O:305:HIS:HB2	1.77	0.49
6:O:574:LEU:HD13	6:O:578:LEU:HG	1.94	0.49
9:R:152:ILE:HG22	9:R:167:LEU:HD23	1.94	0.49
9:R:831:LEU:HD13	9:R:855:ILE:HD11	1.94	0.49
10:S:508:LEU:O	10:S:511:LEU:HB2	2.12	0.49
10:S:859:ARG:O	10:S:863:LEU:HG	2.13	0.49
10:S:1405:PHE:HD1	10:S:1408:LYS:HZ3	1.54	0.49
12:U:444:GLN:O	12:U:449:TYR:N	2.32	0.49
12:U:606:THR:HA	12:U:609:ILE:HD13	1.95	0.49
1:A:214:LEU:HD21	1:A:231:LEU:HD23	1.95	0.49
4:D:48:GLU:OE1	4:D:441:ASN:N	2.46	0.49
4:D:98:THR:HA	4:D:101:ARG:HH21	1.78	0.49
4:D:477:LYS:HB3	4:D:541:TYR:CZ	2.48	0.49
4:D:1004:PHE:HD1	4:D:1016:ALA:O	1.96	0.49
6:F:499:GLN:HE21	6:F:502:ARG:NH1	2.11	0.49
6:F:812:LEU:O	6:F:815:ILE:HG22	2.12	0.49
8:H:718:TRP:HE1	8:H:724:ASP:HA	1.76	0.49
9:I:587:LEU:HB3	9:I:637:ILE:HG12	1.94	0.49
1:J:503:ARG:HD2	1:J:506:LYS:HZ1	1.77	0.49
1:J:565:ARG:HH12	1:J:605:ARG:HA	1.78	0.49
4:M:388:SER:HB2	4:M:427:PHE:HB2	1.94	0.49
6:O:692:ARG:O	6:O:695:LEU:HG	2.13	0.49

Continued on next page...

Continued from previous page...

Atom-1	Atom-2	Interatomic distance (Å)	Clash overlap (Å)
7:P:84:ILE:HA	7:P:95:LYS:HZ2	1.76	0.49
7:P:192:LYS:HB2	7:P:194:TRP:CH2	2.47	0.49
8:Q:311:VAL:HA	8:Q:324:LEU:HD13	1.95	0.49
8:Q:624:ALA:HB1	8:Q:628:LYS:HZ3	1.77	0.49
9:R:764:THR:HG23	9:R:830:LEU:HD21	1.95	0.49
10:S:605:ILE:O	10:S:612:ARG:NH2	2.44	0.49
10:S:1439:THR:HB	10:S:1444:HIS:CE1	2.48	0.49
11:T:290:SER:HA	11:T:297:VAL:HG22	1.93	0.49
11:T:341:ARG:HE	11:T:343:GLN:H	1.61	0.49
11:T:583:GLU:C	11:T:587:LYS:HZ2	2.20	0.49
12:U:237:ILE:HB	12:U:251:MET:SD	2.52	0.49
12:U:296:SER:HA	12:U:299:ASN:HD22	1.78	0.49
12:U:713:ASP:HA	12:U:716:GLU:OE1	2.13	0.49
1:A:448:ALA:HB3	2:B:25:SER:CB	2.43	0.49
1:A:483:SER:O	1:A:487:TRP:CD1	2.66	0.49
2:B:226:GLN:HE21	2:B:229:VAL:CB	2.17	0.49
3:C:139:VAL:O	3:C:158:GLU:HG2	2.12	0.49
3:C:196:LYS:HB2	3:C:218:VAL:HG12	1.95	0.49
4:D:672:ILE:HB	11:T:366:ASP:N	2.28	0.49
4:D:956:SER:OG	4:D:988:GLU:HB3	2.13	0.49
6:F:560:PHE:HB3	6:F:570:ALA:C	2.38	0.49
8:H:425:ASN:ND2	8:H:428:GLN:OE1	2.46	0.49
9:I:917:ASP:OD1	9:I:936:THR:HG23	2.13	0.49
1:J:101:VAL:HA	1:J:104:ASN:OD1	2.13	0.49
1:J:566:ILE:O	1:J:572:TRP:NE1	2.45	0.49
1:J:598:LEU:O	1:J:602:LEU:HG	2.13	0.49
2:K:37:SER:OG	2:K:40:ASN:OD1	2.31	0.49
4:M:1047:GLN:OE1	4:M:1047:GLN:N	2.35	0.49
4:M:1107:LEU:HB3	4:M:1120:GLN:NE2	2.28	0.49
4:M:1392:ARG:HH11	4:M:1395:LEU:HD12	1.76	0.49
6:O:681:ILE:HG22	6:O:683:ASP:H	1.78	0.49
6:O:785:ARG:HB2	6:O:788:HIS:ND1	2.28	0.49
6:O:830:THR:HA	6:O:833:MET:HE3	1.95	0.49
7:P:89:GLU:N	7:P:92:THR:O	2.35	0.49
7:P:164:PRO:HD3	7:P:181:ARG:CZ	2.43	0.49
8:Q:390:GLU:HG2	8:Q:390:GLU:O	2.12	0.49
9:R:679:VAL:O	9:R:682:MET:HG2	2.13	0.49
9:R:944:GLU:OE2	9:R:945:THR:N	2.46	0.49
10:S:1027:ARG:HA	10:S:1031:HIS:ND1	2.28	0.49
10:S:1348:VAL:O	10:S:1352:LEU:HG	2.13	0.49
10:S:1456:ASP:OD2	10:S:1458:PHE:HB2	2.13	0.49

Continued on next page...

Continued from previous page...

Atom-1	Atom-2	Interatomic distance (Å)	Clash overlap (Å)
10:S:1652:SER:HA	10:S:1655:ILE:HB	1.93	0.49
10:S:1758:ASN:C	10:S:1758:ASN:HD22	2.21	0.49
12:U:414:TYR:O	12:U:418:LYS:HG2	2.13	0.49
1:A:121:GLU:C	1:A:124:ARG:HH22	2.21	0.48
4:D:112:LEU:HD23	4:D:130:LEU:HD21	1.95	0.48
4:D:936:GLU:OE1	11:T:831:PRO:HD3	2.13	0.48
5:E:2:LYS:HD2	5:E:290:PRO:HD3	1.95	0.48
5:E:102:LYS:HG3	5:E:126:TYR:HA	1.95	0.48
6:F:457:ALA:HB1	6:F:462:ASP:HB2	1.94	0.48
6:F:499:GLN:HE21	6:F:502:ARG:CZ	2.26	0.48
6:F:635:TRP:CD2	6:F:639:MET:HE1	2.49	0.48
6:F:650:SER:HB3	6:F:652:HIS:NE2	2.27	0.48
7:G:39:ILE:O	7:G:49:LEU:HD12	2.12	0.48
8:H:635:ARG:HH12	8:H:689:LYS:HG2	1.78	0.48
8:H:755:PHE:CD1	8:H:758:ILE:HD11	2.48	0.48
2:K:226:GLN:HB3	2:K:228:HIS:CD2	2.48	0.48
4:M:324:MET:HE3	4:M:370:CYS:HB2	1.95	0.48
4:M:544:THR:OG1	9:R:133:CYS:SG	2.70	0.48
4:M:1382:TRP:CE2	7:P:59:PRO:HD3	2.48	0.48
5:N:102:LYS:HG2	5:N:126:TYR:HD1	1.78	0.48
7:P:82:LYS:HG2	7:P:84:ILE:CD1	2.43	0.48
7:P:181:ARG:HG2	7:P:195:ARG:CD	2.42	0.48
8:Q:254:LEU:HD22	8:Q:480:LEU:HD23	1.95	0.48
8:Q:660:ARG:HD2	8:Q:663:ILE:HD12	1.94	0.48
8:Q:852:LEU:HD21	8:Q:868:LEU:HD12	1.91	0.48
9:R:310:ILE:HD11	9:R:363:VAL:HG21	1.93	0.48
10:S:307:ILE:HD13	10:S:340:ILE:HD13	1.94	0.48
10:S:1157:MET:HB2	10:S:1163:SER:HB2	1.94	0.48
10:S:1258:ASN:O	10:S:1261:LEU:HB2	2.12	0.48
10:S:1474:THR:HG23	10:S:1514:TYR:CE1	2.48	0.48
12:U:21:GLU:HB2	12:U:28:HIS:CE1	2.48	0.48
12:U:267:TYR:CG	12:U:328:ARG:HG3	2.49	0.48
12:U:549:LEU:HD21	12:U:584:LEU:HD22	1.95	0.48
12:U:572:SER:O	12:U:576:ILE:HG13	2.13	0.48
1:A:444:THR:HG21	1:A:447:LYS:HZ3	1.78	0.48
2:B:5:PHE:HE2	2:B:7:ALA:HB2	1.77	0.48
2:B:66:PRO:C	2:B:67:LYS:HD3	2.38	0.48
2:B:224:PRO:HG3	2:B:266:PHE:HB3	1.95	0.48
3:C:138:VAL:O	3:C:140:ARG:NH1	2.45	0.48
4:D:143:HIS:CE1	4:D:218:THR:HA	2.49	0.48
4:D:334:ILE:HG12	4:D:363:THR:HG21	1.94	0.48

Continued on next page...

Continued from previous page...

Atom-1	Atom-2	Interatomic distance (Å)	Clash overlap (Å)
4:D:1122:ASN:O	4:D:1125:LEU:HB3	2.12	0.48
4:D:1142:VAL:HB	4:D:1174:ILE:HD11	1.95	0.48
4:D:1306:HIS:NE2	4:D:1331:MET:HE1	2.29	0.48
5:E:255:ARG:CZ	5:E:256:MET:HE2	2.43	0.48
6:F:642:GLN:HA	12:U:175:ARG:HH12	1.78	0.48
8:H:253:THR:O	8:H:256:ARG:N	2.46	0.48
8:H:254:LEU:HD22	8:H:480:LEU:HD23	1.95	0.48
8:H:562:GLU:O	8:H:565:LYS:HG3	2.13	0.48
1:J:328:SER:HB3	1:J:332:MET:HE2	1.95	0.48
2:K:346:LEU:HD12	2:K:364:ALA:HA	1.95	0.48
3:L:255:LYS:HG3	3:L:264:THR:HA	1.94	0.48
4:M:1338:ARG:HH11	4:M:1339:LEU:HD23	1.72	0.48
5:N:222:LEU:HD13	5:N:237:MET:HE3	1.95	0.48
6:O:339:PRO:HB2	6:O:724:TRP:HZ2	1.78	0.48
6:O:457:ALA:HB1	6:O:462:ASP:HB2	1.94	0.48
6:O:796:GLU:O	6:O:801:VAL:HG23	2.13	0.48
7:P:54:ARG:HH11	7:P:55:GLY:H	1.61	0.48
7:P:238:ARG:HD2	7:P:240:TYR:CE2	2.48	0.48
8:Q:543:HIS:HB3	8:Q:547:PHE:HE2	1.79	0.48
9:R:171:THR:HB	9:R:177:ARG:HH12	1.78	0.48
9:R:413:GLU:HG2	9:R:435:GLU:HG2	1.95	0.48
9:R:476:MET:HE3	9:R:476:MET:O	2.13	0.48
10:S:266:LYS:HD3	10:S:378:SER:HB3	1.95	0.48
10:S:1121:LEU:HD22	10:S:1291:ILE:HD13	1.95	0.48
10:S:1882:ILE:HG13	10:S:1885:ARG:HH22	1.77	0.48
11:T:144:HIS:O	11:T:249:MET:HE3	2.14	0.48
12:U:171:GLY:HA2	12:U:177:SER:HB3	1.95	0.48
1:A:432:TYR:CD1	1:A:435:LEU:HD13	2.47	0.48
2:B:118:GLN:OE1	2:B:118:GLN:N	2.47	0.48
4:D:1180:ARG:HH21	4:D:1184:LYS:N	2.12	0.48
4:D:1342:LYS:HG3	4:D:1343:TYR:CD2	2.48	0.48
6:F:269:SER:HA	6:F:272:LEU:HG	1.96	0.48
6:F:825:LEU:HD23	6:F:828:LEU:HD12	1.95	0.48
7:G:84:ILE:HA	7:G:98:GLU:HG3	1.95	0.48
8:H:395:ARG:HA	8:H:398:TRP:HB3	1.96	0.48
8:H:576:GLN:O	8:H:580:ILE:HG12	2.13	0.48
2:K:223:HIS:CE1	2:K:271:PRO:HB2	2.48	0.48
4:M:1072:VAL:HG11	4:M:1079:TYR:CD2	2.48	0.48
4:M:1106:ARG:NH2	4:M:1148:ALA:O	2.47	0.48
4:M:1288:TRP:HA	4:M:1291:MET:HE3	1.95	0.48
6:O:410:ARG:NE	6:O:410:ARG:HA	2.28	0.48

Continued on next page...

Continued from previous page...

Atom-1	Atom-2	Interatomic distance (Å)	Clash overlap (Å)
6:O:499:GLN:HE21	6:O:502:ARG:NH1	2.11	0.48
6:O:538:HIS:HA	6:O:542:MET:CG	2.44	0.48
6:O:557:GLU:OE2	6:O:558:GLN:HG3	2.13	0.48
7:P:97:TYR:HB2	7:P:140:TRP:CE2	2.49	0.48
7:P:131:ILE:HD11	7:P:158:TRP:CH2	2.47	0.48
7:P:194:TRP:HB3	7:P:201:TRP:HE3	1.78	0.48
8:Q:276:PHE:HA	8:Q:279:ASN:ND2	2.25	0.48
8:Q:341:LEU:HB2	8:Q:356:LEU:HD23	1.95	0.48
8:Q:576:GLN:HB3	8:Q:579:LEU:HD12	1.94	0.48
9:R:1062:ILE:HG23	9:R:1067:TRP:HE1	1.78	0.48
10:S:440:LEU:HB3	10:S:509:PRO:O	2.13	0.48
10:S:710:THR:HA	10:S:713:GLU:HG3	1.95	0.48
10:S:1065:TYR:HD2	10:S:1066:GLN:OE1	1.95	0.48
10:S:1178:ARG:HE	10:S:1179:LYS:H	1.61	0.48
10:S:1488:HIS:CE1	10:S:1491:GLY:H	2.32	0.48
10:S:1633:SER:O	10:S:1637:HIS:N	2.45	0.48
10:S:1842:VAL:HA	10:S:1845:LEU:HG	1.94	0.48
12:U:406:GLU:CA	12:U:410:LYS:HG3	2.43	0.48
1:A:296:ARG:NH1	1:A:336:GLY:HA3	2.29	0.48
1:A:411:HIS:HD2	1:A:414:LEU:HB2	1.78	0.48
2:B:362:THR:OG1	2:B:363:ASP:N	2.47	0.48
4:D:776:TRP:CZ3	4:D:894:TYR:HD1	2.32	0.48
4:D:888:TYR:C	4:D:892:GLN:HE22	2.22	0.48
5:E:136:GLU:OE1	5:E:136:GLU:N	2.46	0.48
6:F:591:ALA:O	6:F:594:ILE:HG12	2.12	0.48
6:F:691:VAL:O	6:F:695:LEU:HG	2.12	0.48
7:G:62:GLN:CD	7:G:109:VAL:HG22	2.38	0.48
8:H:447:MET:HG2	8:H:478:TRP:CE3	2.48	0.48
9:I:99:MET:HE2	9:I:113:CYS:HA	1.96	0.48
9:I:249:ARG:CZ	9:I:254:PHE:H	2.26	0.48
9:I:843:ALA:HA	5:N:1:MET:HE1	1.94	0.48
1:J:107:SER:HA	1:J:110:ARG:NE	2.27	0.48
1:J:542:PHE:HD1	1:J:545:MET:HE3	1.78	0.48
2:K:179:ARG:HH21	2:K:181:THR:HG1	1.55	0.48
2:K:194:LEU:HD23	2:K:208:PHE:CE2	2.48	0.48
3:L:17:ASP:HB2	3:L:61:TRP:O	2.13	0.48
3:L:245:VAL:H	3:L:246:ARG:HH21	1.59	0.48
3:L:304:LEU:O	3:L:315:CYS:HA	2.14	0.48
4:M:1120:GLN:HB3	4:M:1124:TYR:CE2	2.48	0.48
4:M:1335:GLU:HA	4:M:1338:ARG:CD	2.43	0.48
7:P:183:VAL:HG12	7:P:193:ILE:HG13	1.95	0.48

Continued on next page...

Continued from previous page...

Atom-1	Atom-2	Interatomic distance (Å)	Clash overlap (Å)
8:Q:874:SER:C	8:Q:879:LEU:O	2.56	0.48
9:R:650:VAL:O	9:R:654:ILE:HG12	2.14	0.48
10:S:702:ARG:HD3	10:S:758:VAL:HA	1.95	0.48
10:S:928:GLU:H	10:S:928:GLU:CD	2.22	0.48
10:S:1630:LEU:HD11	10:S:1644:VAL:HG11	1.96	0.48
12:U:622:LEU:HD21	12:U:625:GLU:OE1	2.13	0.48
1:A:46:GLU:OE2	3:C:14:LEU:HD23	2.14	0.48
2:B:191:GLN:OE1	2:B:208:PHE:N	2.34	0.48
3:C:247:ILE:HD12	3:C:272:ALA:HB3	1.95	0.48
5:E:94:ARG:HD3	5:E:154:LEU:HD22	1.94	0.48
7:G:212:ASP:HB2	7:G:236:ASP:HB3	1.95	0.48
8:H:351:ASP:OD1	8:H:352:GLU:N	2.45	0.48
9:I:872:TYR:HD1	9:I:876:PHE:HE2	1.62	0.48
9:I:881:PHE:HD2	9:I:885:LEU:HD11	1.78	0.48
4:M:905:ASN:HB3	4:M:908:SER:HB2	1.95	0.48
4:M:1189:ALA:HA	4:M:1192:ARG:NE	2.28	0.48
5:N:232:TRP:HD1	5:N:249:ALA:CA	2.24	0.48
6:O:276:GLU:HG3	10:S:678:LEU:HA	1.96	0.48
6:O:386:LEU:O	6:O:409:ARG:NH2	2.46	0.48
6:O:601:CYS:HA	6:O:604:LEU:HD12	1.95	0.48
6:O:734:ARG:HG2	6:O:735:ARG:NH2	2.22	0.48
8:Q:804:VAL:O	8:Q:808:ILE:HG13	2.13	0.48
9:R:767:HIS:HE1	9:R:833:PRO:HG2	1.78	0.48
9:R:1129:LYS:NZ	9:R:1133:GLU:OE1	2.29	0.48
10:S:331:LEU:HD11	10:S:396:PHE:CE1	2.47	0.48
10:S:434:ARG:NE	10:S:437:GLU:OE1	2.46	0.48
11:T:82:ALA:HB1	11:T:129:VAL:HG22	1.96	0.48
12:U:588:LEU:HD22	12:U:592:GLY:O	2.13	0.48
12:U:755:ASN:O	12:U:759:THR:HG23	2.12	0.48
1:A:123:THR:HG21	1:A:130:TYR:HE2	1.78	0.48
2:B:287:ASP:CG	2:B:297:PHE:HB2	2.39	0.48
3:C:292:VAL:HG13	3:C:306:LYS:HD2	1.95	0.48
4:D:891:LEU:HD21	4:D:912:MET:CG	2.39	0.48
4:D:1128:LEU:HD21	4:D:1186:TYR:CD2	2.48	0.48
7:G:198:ASP:HB3	7:G:202:LYS:HZ2	1.78	0.48
8:H:436:TRP:CD1	8:H:487:LEU:HD11	2.49	0.48
8:H:614:GLU:O	8:H:617:LYS:HG3	2.13	0.48
9:I:576:PHE:HZ	11:T:640:ALA:HB1	1.79	0.48
9:I:835:LEU:HD13	9:I:855:ILE:HD11	1.95	0.48
9:I:1026:ARG:HB2	9:I:1031:ASP:OD2	2.14	0.48
9:I:1069:ALA:HA	9:I:1121:ASN:CG	2.37	0.48

Continued on next page...

Continued from previous page...

Atom-1	Atom-2	Interatomic distance (Å)	Clash overlap (Å)
9:I:1134:CYS:HB2	9:R:582:ILE:HD11	1.96	0.48
1:J:282:CYS:HA	1:J:285:LEU:HD12	1.95	0.48
1:J:475:SER:O	1:J:480:ARG:N	2.37	0.48
1:J:490:ARG:HG3	2:K:26:SER:H	1.76	0.48
2:K:186:VAL:HA	2:K:192:LEU:HD23	1.95	0.48
4:M:240:VAL:HB	4:M:255:ALA:HB3	1.95	0.48
4:M:1347:GLU:O	4:M:1351:GLU:OE1	2.32	0.48
5:N:182:MET:HB2	5:N:216:TRP:HZ2	1.78	0.48
5:N:212:MET:HE1	5:N:229:GLY:N	2.28	0.48
6:O:682:GLN:HB3	7:P:168:VAL:HG13	1.95	0.48
6:O:756:HIS:CD2	6:O:761:ARG:HH12	2.32	0.48
7:P:33:SER:HA	7:P:35:ARG:NH2	2.27	0.48
7:P:35:ARG:NH1	7:P:57:ASP:O	2.45	0.48
8:Q:162:VAL:O	8:Q:166:ILE:HG13	2.13	0.48
8:Q:177:ILE:HA	8:Q:204:LEU:HD21	1.95	0.48
8:Q:534:LEU:HD13	8:Q:570:ARG:HH22	1.78	0.48
10:S:226:GLN:OE1	10:S:266:LYS:HG3	2.14	0.48
10:S:511:LEU:HA	10:S:514:LEU:HD12	1.96	0.48
10:S:739:THR:O	10:S:743:ARG:HB2	2.13	0.48
10:S:1227:VAL:HG23	10:S:1261:LEU:HD22	1.95	0.48
10:S:1542:GLN:HE21	10:S:1603:GLU:HB3	1.79	0.48
11:T:552:GLU:HA	11:T:625:TYR:CE1	2.49	0.48
12:U:546:ARG:O	12:U:550:GLN:NE2	2.46	0.48
1:A:109:LEU:O	1:A:113:MET:HG2	2.13	0.48
1:A:391:TYR:OH	1:A:397:ARG:NH2	2.38	0.48
2:B:101:PHE:HE1	6:O:279:ASP:OD2	1.96	0.48
2:B:227:GLN:HG3	2:B:228:HIS:N	2.29	0.48
2:B:235:GLN:OE1	2:B:260:GLU:HB2	2.13	0.48
4:D:506:GLU:OE1	5:E:241:SER:OG	2.25	0.48
6:F:343:PHE:HB3	6:F:680:HIS:NE2	2.29	0.48
6:F:663:ALA:HA	6:F:666:GLU:OE1	2.13	0.48
7:G:40:PHE:CE1	7:G:49:LEU:HD13	2.48	0.48
7:G:82:LYS:HD2	7:G:98:GLU:HB3	1.96	0.48
7:G:83:VAL:HG12	7:G:85:ILE:HD11	1.95	0.48
9:I:702:ILE:HD13	4:M:1068:ARG:CZ	2.43	0.48
9:I:856:LEU:HD23	9:I:859:ILE:HD11	1.96	0.48
1:J:70:LYS:HZ2	2:K:246:HIS:H	1.62	0.48
1:J:95:LYS:O	1:J:99:VAL:HG13	2.13	0.48
1:J:503:ARG:HH11	1:J:506:LYS:HE2	1.79	0.48
4:M:197:ASP:C	4:M:199:ASN:N	2.71	0.48
4:M:679:LEU:HD12	4:M:760:LEU:HD22	1.96	0.48

Continued on next page...

Continued from previous page...

Atom-1	Atom-2	Interatomic distance (Å)	Clash overlap (Å)
4:M:1249:CYS:HA	4:M:1252:LEU:HD12	1.96	0.48
4:M:1262:GLU:HA	4:M:1265:GLU:CD	2.39	0.48
5:N:122:GLY:O	5:N:150:ARG:NH1	2.47	0.48
6:O:433:GLY:H	6:O:436:ARG:HB2	1.79	0.48
7:P:53:LEU:HD21	7:P:86:TRP:CE3	2.49	0.48
7:P:230:ILE:C	7:P:241:ILE:HD12	2.39	0.48
8:Q:145:SER:O	8:Q:148:PRO:HD2	2.13	0.48
8:Q:146:MET:CE	8:Q:539:ARG:HH12	2.27	0.48
8:Q:174:ASN:OD1	8:Q:208:MET:HE3	2.14	0.48
8:Q:469:LEU:HD13	8:Q:473:TYR:HE2	1.78	0.48
9:R:696:ASP:O	9:R:700:THR:HG23	2.13	0.48
9:R:819:LEU:O	9:R:822:GLU:HG3	2.14	0.48
9:R:971:VAL:O	9:R:975:LYS:HG2	2.14	0.48
9:R:1060:LYS:O	9:R:1064:ARG:HG2	2.13	0.48
9:R:1087:LYS:O	9:R:1090:GLN:HG3	2.13	0.48
10:S:775:PRO:O	10:S:776:GLN:NE2	2.47	0.48
10:S:804:HIS:HA	10:S:807:LEU:HD12	1.95	0.48
10:S:1675:LEU:O	10:S:1679:ILE:HG12	2.13	0.48
10:S:1956:GLN:NE2	10:S:1960:ASP:OD1	2.46	0.48
12:U:223:ASP:OD2	12:U:227:MET:HE1	2.14	0.48
12:U:628:LYS:O	12:U:632:LEU:HG	2.14	0.48
1:A:58:ARG:HE	1:A:61:GLU:HG2	1.79	0.48
1:A:145:ASN:HD22	1:A:171:HIS:CE1	2.31	0.48
1:A:428:LEU:HD23	1:A:428:LEU:H	1.79	0.48
1:A:446:LYS:O	1:A:450:LYS:HG2	2.14	0.48
2:B:20:ARG:HE	2:B:32:VAL:HB	1.79	0.48
3:C:248:PHE:HA	3:C:269:HIS:O	2.14	0.48
4:D:433:GLY:N	11:T:114:SER:N	2.60	0.48
5:E:266:VAL:HG11	5:E:324:THR:HG21	1.94	0.48
6:F:628:PRO:HB2	6:F:631:TYR:CE1	2.49	0.48
7:G:24:TYR:HB2	7:G:26:ILE:HG12	1.94	0.48
7:G:64:ALA:HB1	7:G:111:TRP:CD1	2.49	0.48
7:G:191:VAL:HB	7:G:207:LEU:HB2	1.94	0.48
9:I:506:THR:HA	9:I:509:LEU:HD12	1.96	0.48
2:K:4:LYS:HZ3	2:K:373:LEU:HD21	1.79	0.48
2:K:193:LYS:HB2	2:K:195:TRP:CH2	2.49	0.48
2:K:282:SER:HB2	2:K:284:TRP:CH2	2.49	0.48
4:M:501:VAL:O	4:M:505:VAL:HG23	2.13	0.48
4:M:1348:GLU:HA	4:M:1351:GLU:OE1	2.14	0.48
6:O:438:ILE:HD13	6:O:501:GLU:OE2	2.14	0.48
7:P:35:ARG:O	7:P:56:HIS:ND1	2.40	0.48

Continued on next page...

Continued from previous page...

Atom-1	Atom-2	Interatomic distance (Å)	Clash overlap (Å)
8:Q:253:THR:O	8:Q:256:ARG:N	2.46	0.48
8:Q:337:LEU:HD23	8:Q:340:TYR:HD2	1.79	0.48
8:Q:436:TRP:CD1	8:Q:487:LEU:HD11	2.49	0.48
10:S:458:LEU:HD21	10:S:522:GLN:HG3	1.96	0.48
10:S:1107:MET:HE3	10:S:1276:ALA:CB	2.43	0.48
10:S:1545:LEU:HD12	10:S:1546:LEU:H	1.79	0.48
12:U:471:ALA:HA	12:U:473:PHE:CE1	2.48	0.48
12:U:650:VAL:HA	12:U:653:GLN:OE1	2.14	0.48
2:B:260:GLU:HG2	2:B:262:TRP:CD1	2.49	0.48
4:D:669:ARG:HD2	11:T:369:HIS:HB2	1.96	0.48
4:D:1101:PHE:HB2	4:D:1127:CYS:SG	2.54	0.48
5:E:55:ASP:HB3	5:E:58:VAL:HB	1.96	0.48
6:F:250:SER:H	7:G:265:TRP:HZ2	1.61	0.48
6:F:613:TYR:C	12:U:187:ARG:NH2	2.72	0.48
7:G:62:GLN:HE22	7:G:108:SER:CA	2.27	0.48
7:G:97:TYR:CE2	7:G:99:TYR:HB2	2.49	0.48
8:H:276:PHE:CE1	8:H:283:TYR:HE2	2.32	0.48
9:I:462:THR:OG1	9:I:464:VAL:CG2	2.62	0.48
9:I:1125:GLU:OE2	9:R:573:ALA:HB1	2.14	0.48
1:J:239:PRO:HD2	1:J:256:TRP:CZ3	2.49	0.48
1:J:283:ARG:HH12	1:J:286:LEU:HB2	1.79	0.48
2:K:284:TRP:CD1	2:K:297:PHE:HZ	2.31	0.48
3:L:63:VAL:HA	3:L:75:ALA:O	2.13	0.48
3:L:277:HIS:CE1	3:L:303:ARG:HG2	2.49	0.48
4:M:289:ALA:HB1	4:M:346:LEU:HD13	1.95	0.48
4:M:964:ARG:HH12	4:M:968:LEU:HD12	1.79	0.48
6:O:691:VAL:O	6:O:694:LEU:HG	2.14	0.48
7:P:39:ILE:O	7:P:49:LEU:HD12	2.14	0.48
8:Q:351:ASP:HA	8:Q:354:GLN:NE2	2.28	0.48
8:Q:395:ARG:HA	8:Q:398:TRP:HB3	1.96	0.48
8:Q:644:HIS:HB2	8:Q:842:ARG:HB2	1.94	0.48
9:R:514:LEU:O	9:R:518:ARG:HG2	2.13	0.48
9:R:901:GLN:CD	9:R:909:LEU:HD22	2.39	0.48
10:S:319:PRO:HB2	10:S:321:LYS:NZ	2.29	0.48
10:S:467:LEU:O	10:S:477:LEU:HD13	2.14	0.48
10:S:1816:HIS:HD2	10:S:1817:LEU:HD22	1.79	0.48
11:T:981:ARG:HD3	11:T:984:ARG:HD3	1.96	0.48
12:U:782:LYS:NZ	12:U:786:LEU:HD11	2.29	0.48
1:A:322:LEU:HD23	1:A:325:TYR:CE2	2.49	0.48
3:C:241:ALA:C	3:C:246:ARG:HH22	2.22	0.48
3:C:285:SER:OG	3:C:294:ALA:HB3	2.14	0.48

Continued on next page...

Continued from previous page...

Atom-1	Atom-2	Interatomic distance (Å)	Clash overlap (Å)
3:C:305:TRP:O	3:C:306:LYS:HD3	2.12	0.48
4:D:606:ILE:HG23	4:D:678:LEU:HD21	1.96	0.48
4:D:1356:TYR:O	4:D:1360:LEU:HG	2.14	0.48
5:E:18:TYR:HE1	5:E:298:VAL:HG11	1.79	0.48
5:E:152:TRP:CH2	5:E:158:GLN:NE2	2.82	0.48
6:F:433:GLY:H	6:F:436:ARG:HB2	1.79	0.48
6:F:438:ILE:HD13	6:F:501:GLU:OE2	2.14	0.48
6:F:538:HIS:HA	6:F:542:MET:CG	2.44	0.48
6:F:733:SER:HA	6:F:736:ASP:OD1	2.14	0.48
7:G:109:VAL:HA	7:G:121:ALA:O	2.14	0.48
7:G:210:HIS:CE1	7:G:234:SER:HG	2.30	0.48
8:H:436:TRP:HB2	8:H:498:GLU:CD	2.38	0.48
8:H:776:LYS:O	8:H:780:GLU:HG3	2.14	0.48
9:I:770:ILE:HG23	9:I:785:LEU:HD21	1.96	0.48
9:I:870:GLN:HA	9:I:873:MET:CE	2.44	0.48
1:J:628:THR:C	1:J:632:MET:HE3	2.39	0.48
3:L:242:THR:OG1	3:L:243:LYS:N	2.41	0.48
4:M:1070:ARG:HD3	4:M:1106:ARG:NH2	2.28	0.48
4:M:1205:ILE:O	4:M:1209:SER:N	2.47	0.48
4:M:1410:LYS:O	4:M:1414:LYS:HG2	2.14	0.48
6:O:329:LEU:HD23	6:O:330:LYS:HE3	1.95	0.48
6:O:411:LYS:O	6:O:414:SER:OG	2.28	0.48
6:O:438:ILE:CG2	6:O:501:GLU:HG2	2.41	0.48
6:O:635:TRP:HZ3	6:O:636:HIS:CE1	2.32	0.48
7:P:163:ILE:HA	7:P:181:ARG:NH1	2.28	0.48
8:Q:144:MET:SD	8:Q:574:GLU:HG2	2.54	0.48
8:Q:201:LEU:O	8:Q:204:LEU:HB3	2.13	0.48
8:Q:520:ASP:O	8:Q:523:SER:HB2	2.13	0.48
8:Q:528:ASN:ND2	8:Q:532:LEU:HD13	2.28	0.48
8:Q:596:TYR:HD2	8:Q:626:ILE:HG13	1.78	0.48
8:Q:751:PHE:CD1	8:Q:851:LEU:HD21	2.49	0.48
8:Q:837:MET:HG2	8:Q:841:ARG:HH22	1.79	0.48
10:S:387:ARG:NH2	10:S:454:LEU:HD22	2.29	0.48
10:S:956:GLU:HA	10:S:977:ARG:HH21	1.79	0.48
10:S:1338:PHE:CD1	10:S:1419:HIS:HA	2.49	0.48
10:S:1414:GLN:HA	10:S:1417:ARG:HE	1.78	0.48
11:T:246:LEU:HD23	11:T:322:LEU:HD22	1.94	0.48
11:T:248:ASN:O	11:T:252:LEU:N	2.47	0.48
11:T:392:LYS:HD3	11:T:393:PRO:HD2	1.96	0.48
12:U:31:ARG:NH2	12:U:35:GLU:HB3	2.29	0.48
12:U:558:GLU:OE1	12:U:558:GLU:N	2.47	0.48

Continued on next page...

Continued from previous page...

Atom-1	Atom-2	Interatomic distance (Å)	Clash overlap (Å)
1:A:9:ALA:N	3:C:316:ILE:O	2.46	0.47
1:A:397:ARG:HB2	1:A:398:GLU:OE1	2.14	0.47
3:C:16:HIS:HB3	3:C:61:TRP:O	2.14	0.47
3:C:277:HIS:HE1	3:C:301:THR:O	1.97	0.47
6:F:671:TRP:O	6:F:672:GLU:C	2.56	0.47
6:F:685:HIS:CE1	7:G:167:LEU:HD21	2.49	0.47
6:F:707:SER:O	6:F:711:GLU:OE1	2.32	0.47
7:G:97:TYR:C	7:G:98:GLU:CD	2.82	0.47
9:I:81:SER:O	9:I:131:MET:HE1	2.14	0.47
9:I:821:MET:O	9:I:825:GLN:OE1	2.32	0.47
1:J:554:ALA:O	1:J:558:LEU:HD23	2.14	0.47
2:K:222:ARG:HB2	2:K:227:GLN:HA	1.96	0.47
3:L:181:MET:HB2	3:L:201:GLU:HG2	1.94	0.47
3:L:308:ASN:HB3	3:L:314:LYS:CE	2.44	0.47
4:M:306:HIS:CE1	4:M:335:ARG:HA	2.47	0.47
4:M:338:ALA:HA	4:M:342:HIS:HD1	1.77	0.47
6:O:336:LYS:NZ	6:O:341:PRO:HG3	2.29	0.47
7:P:129:ILE:HB	7:P:145:ILE:HB	1.96	0.47
7:P:163:ILE:HA	7:P:181:ARG:HH12	1.79	0.47
8:Q:218:TYR:HE1	8:Q:510:VAL:HG13	1.79	0.47
8:Q:613:LEU:HG	8:Q:623:VAL:HG21	1.96	0.47
8:Q:819:TRP:O	8:Q:821:VAL:N	2.47	0.47
9:R:204:THR:HG21	9:R:276:PHE:CE1	2.48	0.47
9:R:325:LYS:HA	9:R:328:ILE:HD13	1.96	0.47
9:R:494:ASP:HB2	9:R:515:ARG:HG2	1.95	0.47
9:R:657:ALA:HB1	9:R:688:CYS:HB3	1.96	0.47
9:R:988:HIS:O	9:R:1019:TYR:OH	2.30	0.47
10:S:29:ILE:HG21	10:S:963:SER:HA	1.96	0.47
10:S:729:PHE:CE1	10:S:732:TYR:HB2	2.49	0.47
10:S:913:SER:O	10:S:917:LEU:HG	2.14	0.47
10:S:1178:ARG:O	10:S:1181:LEU:HB3	2.13	0.47
10:S:1587:TYR:HB3	10:S:1619:LEU:HD13	1.96	0.47
11:T:231:ARG:NH2	11:T:317:ILE:HB	2.29	0.47
12:U:257:ARG:O	12:U:260:LEU:HG	2.14	0.47
12:U:693:LEU:HA	12:U:696:LEU:HD12	1.96	0.47
1:A:147:CYS:SG	1:A:148:GLU:N	2.86	0.47
2:B:120:HIS:CG	2:B:145:GLY:HA3	2.49	0.47
4:D:54:ARG:HH21	4:D:715:CYS:HB2	1.79	0.47
4:D:431:GLN:N	11:T:110:ASP:O	2.47	0.47
4:D:1414:LYS:HA	4:D:1417:GLU:OE1	2.14	0.47
6:F:293:SER:HA	7:G:11:SER:HB2	1.96	0.47

Continued on next page...

Continued from previous page...

Atom-1	Atom-2	Interatomic distance (Å)	Clash overlap (Å)
6:F:808:VAL:HG12	6:F:812:LEU:HD23	1.96	0.47
7:G:149:HIS:CD2	7:G:186:GLY:HA3	2.48	0.47
8:H:469:LEU:HD13	8:H:473:TYR:HE2	1.78	0.47
9:I:555:ILE:HG22	9:I:633:LEU:HD11	1.97	0.47
9:I:600:PHE:O	9:I:604:VAL:HG22	2.14	0.47
9:I:980:ALA:HA	9:I:983:GLU:CD	2.39	0.47
1:J:27:TRP:HE1	3:L:285:SER:HB3	1.78	0.47
1:J:540:ARG:NH2	1:J:543:HIS:HB3	2.29	0.47
1:J:540:ARG:HG3	1:J:544:ARG:CZ	2.45	0.47
1:J:588:VAL:HG22	1:J:643:ARG:NH1	2.28	0.47
4:M:1143:GLN:HG2	4:M:1175:GLU:HB2	1.97	0.47
4:M:1335:GLU:O	4:M:1338:ARG:NH1	2.40	0.47
6:O:248:GLY:O	7:P:265:TRP:HH2	1.97	0.47
6:O:275:GLU:HA	10:S:678:LEU:N	2.29	0.47
6:O:705:PRO:O	6:O:708:LEU:HB3	2.14	0.47
7:P:212:ASP:HB2	7:P:236:ASP:OD1	2.14	0.47
7:P:269:TRP:H	7:P:269:TRP:CD1	2.31	0.47
8:Q:180:LEU:HB3	8:Q:201:LEU:HD22	1.96	0.47
8:Q:318:ALA:HA	8:Q:321:ARG:NH2	2.28	0.47
8:Q:425:ASN:ND2	8:Q:428:GLN:OE1	2.46	0.47
8:Q:850:PHE:CE1	8:Q:891:LEU:HB2	2.49	0.47
9:R:972:LEU:HD23	9:R:975:LYS:HZ1	1.79	0.47
10:S:299:SER:HA	10:S:302:MET:HG3	1.96	0.47
10:S:866:GLU:CD	10:S:866:GLU:H	2.18	0.47
10:S:976:ILE:O	10:S:980:THR:HG23	2.14	0.47
10:S:1267:ARG:O	10:S:1270:LEU:HG	2.13	0.47
10:S:1707:ILE:CG2	10:S:1711:GLN:HE22	2.28	0.47
11:T:20:GLN:NE2	11:T:483:SER:HA	2.28	0.47
11:T:459:PRO:HB3	11:T:553:THR:HA	1.95	0.47
11:T:920:ILE:HD11	11:T:954:HIS:NE2	2.28	0.47
12:U:664:LEU:HD23	12:U:667:MET:SD	2.54	0.47
2:B:183:ILE:HG13	2:B:195:TRP:CE3	2.44	0.47
3:C:134:SER:C	3:C:136:ASP:H	2.21	0.47
3:C:294:ALA:HA	3:C:304:LEU:HD23	1.97	0.47
4:D:95:LEU:HD12	4:D:848:VAL:HG13	1.96	0.47
4:D:1184:LYS:NZ	4:D:1234:PHE:HA	2.29	0.47
4:D:1234:PHE:HB2	4:D:1236:LEU:HG	1.96	0.47
4:D:1272:LEU:HD11	4:D:1290:LEU:HD13	1.95	0.47
5:E:2:LYS:HB3	5:E:290:PRO:HG3	1.96	0.47
5:E:41:ILE:HD12	5:E:74:ARG:HE	1.79	0.47
6:F:303:LYS:NZ	6:F:305:HIS:HD2	2.12	0.47

Continued on next page...

Continued from previous page...

Atom-1	Atom-2	Interatomic distance (Å)	Clash overlap (Å)
6:F:573:PRO:HG3	6:F:602:VAL:HG21	1.96	0.47
6:F:665:LEU:O	6:F:668:VAL:HG22	2.15	0.47
6:F:850:ARG:HD2	6:F:850:ARG:C	2.40	0.47
7:G:22:ASP:CG	7:G:27:ARG:HD3	2.40	0.47
7:G:200:GLN:HG2	7:G:202:LYS:HZ3	1.79	0.47
8:H:351:ASP:HA	8:H:354:GLN:NE2	2.29	0.47
1:J:613:THR:O	1:J:619:GLN:NE2	2.31	0.47
2:K:96:GLY:HA3	2:K:128:ARG:HH21	1.78	0.47
2:K:223:HIS:HB3	2:K:226:GLN:O	2.14	0.47
3:L:141:ILE:HG21	3:L:209:TYR:OH	2.14	0.47
4:M:996:GLN:HE21	4:M:1022:GLN:HE22	1.61	0.47
4:M:1230:LEU:HA	4:M:1233:THR:HG22	1.96	0.47
5:N:255:ARG:HD2	5:N:272:TYR:HD1	1.78	0.47
6:O:646:TYR:HD1	6:O:648:HIS:CE1	2.32	0.47
6:O:685:HIS:HE1	7:P:166:SER:O	1.98	0.47
6:O:701:VAL:HG12	6:O:732:ARG:NH2	2.29	0.47
6:O:786:PRO:HA	6:O:789:CYS:HB2	1.95	0.47
7:P:216:ASP:HB3	7:P:267:VAL:HG22	1.96	0.47
8:Q:261:VAL:O	8:Q:264:TRP:HB3	2.15	0.47
8:Q:360:CYS:HB2	8:Q:362:GLN:OE1	2.13	0.47
8:Q:549:ARG:HD3	8:Q:553:LEU:O	2.14	0.47
9:R:68:SER:OG	9:R:69:GLU:OE2	2.32	0.47
10:S:52:SER:HB2	10:S:55:LYS:HB2	1.95	0.47
10:S:295:MET:HG3	10:S:301:PHE:CG	2.50	0.47
10:S:773:TYR:CG	10:S:799:GLY:HA3	2.50	0.47
10:S:1806:TRP:CG	10:S:1945:ASP:H	2.31	0.47
11:T:497:THR:HG21	11:T:518:ARG:HB2	1.97	0.47
12:U:720:LEU:HD13	12:U:731:ARG:HD2	1.96	0.47
1:A:487:TRP:CD1	1:A:487:TRP:N	2.78	0.47
2:B:173:HIS:HD2	2:B:187:ASN:C	2.22	0.47
3:C:55:THR:HG22	3:C:56:HIS:CD2	2.49	0.47
3:C:128:LEU:O	3:C:129:MET:HE2	2.14	0.47
3:C:254:ARG:HG3	3:C:256:GLU:H	1.78	0.47
4:D:915:GLN:O	4:D:918:LEU:HG	2.14	0.47
4:D:1328:TYR:HA	4:D:1331:MET:HE3	1.97	0.47
6:F:382:LEU:HD13	6:F:601:CYS:HG	1.67	0.47
6:F:410:ARG:NE	6:F:410:ARG:HA	2.28	0.47
8:H:242:LYS:HD3	8:H:376:HIS:HB2	1.97	0.47
8:H:337:LEU:HD23	8:H:340:TYR:HD2	1.79	0.47
8:H:494:ARG:HH21	8:H:498:GLU:CD	2.21	0.47
8:H:743:ALA:HB1	8:H:811:VAL:HG22	1.95	0.47

Continued on next page...

Continued from previous page...

Atom-1	Atom-2	Interatomic distance (Å)	Clash overlap (Å)
9:I:110:TRP:HB3	9:I:117:LEU:HD11	1.95	0.47
9:I:856:LEU:HD13	9:I:872:TYR:CE1	2.49	0.47
9:I:1014:GLN:CD	9:I:1017:GLN:HE21	2.22	0.47
9:I:1131:ASN:HB3	9:I:1135:TYR:CE2	2.50	0.47
1:J:21:ARG:CD	1:J:41:LYS:HD3	2.45	0.47
1:J:402:LEU:HD22	1:J:432:TYR:CE1	2.49	0.47
1:J:532:ARG:NH2	1:J:567:ALA:H	2.12	0.47
1:J:566:ILE:HG22	1:J:575:LEU:HD21	1.96	0.47
2:K:288:ALA:HB1	2:K:291:ASP:O	2.14	0.47
5:N:231:ASP:HA	5:N:249:ALA:H	1.80	0.47
5:N:283:HIS:NE2	5:N:290:PRO:HG3	2.29	0.47
6:O:457:ALA:O	6:O:462:ASP:N	2.31	0.47
8:Q:242:LYS:HD3	8:Q:376:HIS:HB2	1.97	0.47
8:Q:837:MET:HG2	8:Q:841:ARG:NH2	2.30	0.47
8:Q:885:LYS:O	8:Q:888:MET:HG3	2.15	0.47
9:R:500:ILE:HG22	9:R:501:ALA:N	2.28	0.47
9:R:767:HIS:NE2	9:R:771:LEU:HD11	2.30	0.47
10:S:587:THR:H	10:S:590:GLU:CD	2.22	0.47
10:S:738:ASP:O	10:S:742:LEU:HB2	2.13	0.47
10:S:1231:HIS:HA	10:S:1234:LEU:HD12	1.96	0.47
12:U:207:ASP:O	12:U:208:LEU:C	2.57	0.47
12:U:231:MET:HE3	12:U:236:LEU:HD21	1.96	0.47
12:U:534:MET:O	12:U:537:THR:OG1	2.29	0.47
12:U:610:ILE:CG2	12:U:633:ALA:HB2	2.43	0.47
1:A:550:GLN:O	1:A:554:ALA:CB	2.62	0.47
4:D:1305:TYR:HA	4:D:1308:CYS:SG	2.55	0.47
4:D:1362:GLY:HA2	4:D:1372:ALA:O	2.15	0.47
6:F:344:ARG:NE	6:F:344:ARG:HA	2.29	0.47
8:H:767:LEU:HD23	8:H:779:HIS:ND1	2.30	0.47
9:I:1003:ASP:O	9:I:1007:MET:HG3	2.14	0.47
1:J:25:PHE:HE1	1:J:27:TRP:NE1	2.11	0.47
1:J:355:ILE:HD12	1:J:385:PHE:CE1	2.49	0.47
1:J:434:LYS:O	1:J:435:LEU:C	2.58	0.47
1:J:449:LEU:HB3	1:J:453:ARG:NH2	2.29	0.47
1:J:559:LEU:O	1:J:563:THR:HG22	2.14	0.47
1:J:587:GLN:CD	1:J:643:ARG:HH22	2.22	0.47
2:K:274:LEU:HD22	2:K:335:LEU:HD12	1.95	0.47
3:L:142:TYR:CE1	3:L:155:LEU:HD13	2.50	0.47
4:M:688:MET:H	4:M:874:PRO:HD2	1.80	0.47
4:M:996:GLN:NE2	4:M:1022:GLN:HE22	2.12	0.47
4:M:1162:ASP:OD1	10:S:466:PRO:HG3	2.14	0.47

Continued on next page...

Continued from previous page...

Atom-1	Atom-2	Interatomic distance (Å)	Clash overlap (Å)
4:M:1399:GLU:OE2	4:M:1401:ASN:N	2.48	0.47
6:O:464:ARG:HH22	8:Q:368:THR:HG22	1.78	0.47
8:Q:351:ASP:OD1	8:Q:352:GLU:N	2.45	0.47
8:Q:359:ARG:NH1	12:U:34:GLN:HE21	2.13	0.47
9:R:544:ASP:CB	9:R:613:CYS:HB3	2.45	0.47
10:S:211:LYS:HZ2	10:S:830:TYR:N	2.11	0.47
10:S:569:ASP:OD2	10:S:583:LEU:HA	2.14	0.47
10:S:691:ILE:HG23	10:S:694:ARG:NH2	2.30	0.47
10:S:1090:SER:HA	10:S:1093:GLN:NE2	2.29	0.47
10:S:1251:PRO:O	10:S:1254:MET:N	2.47	0.47
10:S:1569:ALA:HA	10:S:1572:LEU:HD12	1.97	0.47
10:S:1858:MET:HE3	10:S:1860:VAL:HG13	1.96	0.47
11:T:538:SER:N	11:T:541:GLU:OE2	2.40	0.47
11:T:948:GLN:O	11:T:967:LEU:HD21	2.15	0.47
12:U:658:GLN:C	12:U:663:ARG:HH12	2.22	0.47
1:A:318:LYS:O	1:A:322:LEU:HG	2.15	0.47
1:A:542:PHE:HA	1:A:545:MET:HE3	1.96	0.47
2:B:94:SER:HA	2:B:130:PRO:HG3	1.96	0.47
2:B:338:THR:HG23	2:B:340:LEU:HD11	1.95	0.47
3:C:38:VAL:HG21	3:C:103:TRP:CH2	2.49	0.47
3:C:118:ASP:N	3:C:133:CYS:SG	2.87	0.47
6:F:607:LEU:CD2	6:F:615:LEU:HD22	2.43	0.47
6:F:802:TYR:HA	6:F:805:TYR:CD2	2.26	0.47
7:G:35:ARG:O	7:G:54:ARG:NH1	2.47	0.47
7:G:196:GLU:HB2	7:G:201:TRP:CZ2	2.49	0.47
8:H:611:ARG:HE	8:H:614:GLU:CD	2.23	0.47
8:H:740:CYS:HB3	8:H:819:TRP:CD1	2.49	0.47
9:I:706:GLU:N	9:I:706:GLU:OE1	2.48	0.47
9:I:866:GLN:O	9:I:869:LEU:HB3	2.13	0.47
1:J:182:VAL:HA	1:J:191:HIS:ND1	2.28	0.47
1:J:599:MET:SD	1:J:600:ARG:NH2	2.88	0.47
4:M:1012:HIS:HB3	4:M:1015:GLN:OE1	2.13	0.47
5:N:172:ALA:HB3	5:N:182:MET:HB3	1.97	0.47
6:O:689:ALA:O	6:O:693:GLU:OE1	2.33	0.47
6:O:691:VAL:HG12	6:O:695:LEU:HD23	1.96	0.47
8:Q:218:TYR:CD2	8:Q:221:ARG:HD2	2.49	0.47
8:Q:447:MET:HG2	8:Q:478:TRP:CE3	2.48	0.47
8:Q:538:LEU:HD13	8:Q:567:TYR:HA	1.97	0.47
8:Q:812:LEU:HD12	8:Q:852:LEU:HD22	1.96	0.47
8:Q:819:TRP:C	8:Q:821:VAL:H	2.23	0.47
10:S:273:MET:HG2	10:S:385:PHE:CD1	2.49	0.47

Continued on next page...

Continued from previous page...

Atom-1	Atom-2	Interatomic distance (Å)	Clash overlap (Å)
10:S:320:TRP:CG	10:S:326:GLN:HB2	2.49	0.47
10:S:531:LEU:O	10:S:535:GLY:N	2.47	0.47
10:S:734:GLN:HA	10:S:737:ARG:HG2	1.96	0.47
10:S:815:LEU:O	10:S:818:SER:OG	2.27	0.47
10:S:833:PHE:CD1	10:S:834:PRO:HD2	2.50	0.47
10:S:1106:ALA:O	10:S:1109:GLN:HB2	2.14	0.47
10:S:1285:ARG:O	10:S:1288:VAL:HG22	2.15	0.47
10:S:1405:PHE:HA	10:S:1408:LYS:NZ	2.29	0.47
10:S:1980:ASP:OD1	10:S:1981:ILE:N	2.47	0.47
11:T:126:VAL:HG12	11:T:158:VAL:HG21	1.95	0.47
12:U:140:VAL:HG13	12:U:143:ARG:CZ	2.45	0.47
1:A:111:ALA:HA	1:A:114:GLU:OE2	2.15	0.47
2:B:11:SER:CA	2:B:365:GLU:HG3	2.42	0.47
2:B:37:SER:CB	2:B:44:LYS:H	2.27	0.47
2:B:120:HIS:NE2	2:B:151:ASN:OD1	2.48	0.47
2:B:241:ILE:O	2:B:250:PRO:HA	2.14	0.47
2:B:298:LEU:HD13	2:B:336:GLU:HA	1.96	0.47
4:D:167:PRO:HA	4:D:171:ARG:HH21	1.80	0.47
4:D:623:ASP:HA	4:D:626:TYR:CD2	2.50	0.47
6:F:333:THR:OG1	6:F:344:ARG:O	2.27	0.47
6:F:377:GLY:HA2	6:F:380:TRP:HD1	1.80	0.47
7:G:180:LYS:HB3	7:G:201:TRP:CH2	2.49	0.47
8:H:144:MET:HA	8:H:147:TYR:HE2	1.78	0.47
8:H:199:SER:HA	8:H:202:TRP:CE3	2.48	0.47
8:H:249:PHE:O	8:H:256:ARG:NH2	2.37	0.47
9:I:866:GLN:O	9:I:870:GLN:OE1	2.33	0.47
9:I:1100:LYS:HB3	9:I:1136:MET:O	2.15	0.47
9:I:1119:LYS:HA	9:I:1124:PHE:HD2	1.79	0.47
1:J:25:PHE:HE2	3:L:283:ARG:NH2	2.13	0.47
1:J:305:PHE:CZ	1:J:309:ARG:HD2	2.50	0.47
2:K:190:GLY:N	2:K:216:PRO:HA	2.30	0.47
2:K:195:TRP:CD1	2:K:205:THR:H	2.32	0.47
2:K:237:GLY:HA3	2:K:257:HIS:HB2	1.96	0.47
2:K:239:LEU:HD13	2:K:335:LEU:HD21	1.97	0.47
3:L:161:CYS:C	3:L:163:LEU:H	2.22	0.47
4:M:99:ARG:NH1	4:M:120:ASP:OD2	2.48	0.47
4:M:927:LEU:HD11	4:M:977:LEU:HD13	1.96	0.47
4:M:1134:ILE:HG21	4:M:1138:TYR:HB2	1.96	0.47
4:M:1178:GLU:O	4:M:1182:LEU:HG	2.14	0.47
4:M:1282:SER:N	4:M:1285:ASP:OD2	2.47	0.47
4:M:1420:GLN:O	4:M:1424:LYS:HG2	2.15	0.47

Continued on next page...

Continued from previous page...

Atom-1	Atom-2	Interatomic distance (Å)	Clash overlap (Å)
6:O:377:GLY:HA2	6:O:380:TRP:HD1	1.80	0.47
6:O:663:ALA:O	6:O:667:ASN:ND2	2.48	0.47
6:O:693:GLU:HA	6:O:696:ASN:ND2	2.23	0.47
6:O:774:ARG:O	6:O:777:ARG:HG2	2.15	0.47
7:P:302:VAL:HG12	7:P:303:ASN:O	2.14	0.47
8:Q:276:PHE:CE1	8:Q:283:TYR:HE2	2.32	0.47
8:Q:354:GLN:O	8:Q:358:LYS:HG2	2.14	0.47
8:Q:577:ILE:HG13	8:Q:578:GLU:N	2.28	0.47
8:Q:614:GLU:HA	8:Q:617:LYS:HG2	1.95	0.47
8:Q:690:PHE:CD2	8:Q:699:ALA:HA	2.50	0.47
8:Q:819:TRP:CE2	8:Q:820:MET:HE3	2.49	0.47
9:R:69:GLU:H	9:R:69:GLU:CD	2.23	0.47
9:R:583:LEU:HB3	9:R:640:LYS:HZ2	1.79	0.47
9:R:1087:LYS:HA	9:R:1090:GLN:HG3	1.97	0.47
10:S:154:LYS:HG3	10:S:167:VAL:HG13	1.97	0.47
10:S:461:TRP:CE3	10:S:526:TYR:HB3	2.49	0.47
10:S:864:LEU:O	10:S:867:SER:OG	2.22	0.47
10:S:1349:ARG:NH1	10:S:1429:GLN:HG2	2.30	0.47
10:S:1803:LEU:HB2	10:S:1809:PRO:HB3	1.97	0.47
10:S:1891:LEU:O	10:S:1894:TYR:HB3	2.15	0.47
10:S:1902:ILE:HG23	10:S:1906:HIS:CD2	2.50	0.47
12:U:278:ASN:HB3	12:U:281:GLN:HB2	1.95	0.47
1:A:16:LEU:HG	3:C:4:ALA:HB3	1.96	0.47
1:A:53:PHE:HB2	3:C:5:ARG:NH1	2.29	0.47
1:A:106:ARG:NE	1:A:144:TRP:HD1	2.12	0.47
1:A:355:ILE:HG13	1:A:356:HIS:N	2.30	0.47
1:A:427:ASN:HA	1:A:430:ARG:NH2	2.30	0.47
1:A:593:GLU:OE2	1:A:594:GLN:NE2	2.46	0.47
4:D:110:ASP:HB2	4:D:132:ILE:O	2.15	0.47
4:D:570:PHE:CD2	4:D:713:VAL:HG21	2.49	0.47
4:D:698:ARG:NH1	4:D:837:ALA:HB1	2.30	0.47
5:E:20:HIS:HB3	5:E:39:GLY:O	2.15	0.47
5:E:102:LYS:HE3	5:E:125:GLY:C	2.40	0.47
8:H:354:GLN:O	8:H:358:LYS:HG2	2.14	0.47
1:J:40:GLN:NE2	3:L:298:ASP:O	2.44	0.47
2:K:218:HIS:CE1	2:K:235:GLN:HB2	2.44	0.47
3:L:17:ASP:HB3	3:L:30:CYS:SG	2.54	0.47
3:L:122:ALA:HA	3:L:170:TRP:CE2	2.50	0.47
3:L:270:THR:HG22	3:L:273:GLN:CD	2.39	0.47
4:M:83:ALA:HB3	4:M:550:ALA:HB2	1.97	0.47
4:M:229:PHE:HB2	4:M:241:ILE:HB	1.96	0.47

Continued on next page...

Continued from previous page...

Atom-1	Atom-2	Interatomic distance (Å)	Clash overlap (Å)
4:M:831:HIS:CE1	4:M:835:VAL:HG23	2.49	0.47
4:M:1260:GLN:HB3	4:M:1264:TRP:CZ2	2.49	0.47
6:O:336:LYS:HD2	6:O:341:PRO:HB3	1.96	0.47
6:O:478:VAL:O	6:O:481:LEU:HB2	2.15	0.47
8:Q:341:LEU:HD13	8:Q:356:LEU:HD23	1.96	0.47
8:Q:577:ILE:HG22	8:Q:599:PHE:HZ	1.79	0.47
10:S:461:TRP:HB3	10:S:526:TYR:CD1	2.49	0.47
10:S:1121:LEU:HD21	10:S:1295:CYS:SG	2.54	0.47
10:S:1230:LEU:O	10:S:1234:LEU:HG	2.14	0.47
10:S:1306:GLN:HA	10:S:1309:ILE:HD12	1.95	0.47
12:U:262:TYR:HA	12:U:265:GLN:CD	2.40	0.47
12:U:343:GLN:OE1	12:U:343:GLN:N	2.48	0.47
2:B:148:GLY:HA3	2:B:169:SER:HB3	1.97	0.47
2:B:221:ASP:HB3	2:B:266:PHE:CE2	2.50	0.47
2:B:356:GLN:O	2:B:373:LEU:HG	2.15	0.47
4:D:293:LEU:HB3	4:D:298:TYR:HE2	1.79	0.47
4:D:308:LEU:HD13	4:D:324:MET:HE3	1.97	0.47
4:D:811:ARG:HH12	4:D:829:ARG:HG2	1.78	0.47
4:D:1135:ARG:HB3	4:D:1138:TYR:HD2	1.80	0.47
6:F:334:VAL:HG13	6:F:343:PHE:CE1	2.50	0.47
8:H:181:LYS:NZ	8:H:201:LEU:HD11	2.30	0.47
8:H:494:ARG:HD2	8:H:494:ARG:HA	1.59	0.47
9:I:74:ASN:HD22	9:I:466:ARG:HB3	1.80	0.47
9:I:587:LEU:HD13	9:I:637:ILE:HA	1.97	0.47
9:I:622:THR:HG22	9:I:625:LEU:HD12	1.97	0.47
9:I:809:LYS:HD3	9:I:816:TYR:CG	2.49	0.47
9:I:1099:LEU:HB2	9:I:1139:GLN:HG3	1.97	0.47
3:L:120:LYS:HG3	3:L:170:TRP:NE1	2.29	0.47
4:M:525:GLN:O	4:M:528:ILE:N	2.48	0.47
4:M:911:PHE:O	4:M:915:GLN:HG3	2.14	0.47
4:M:1363:LYS:NZ	4:M:1365:HIS:HE1	2.12	0.47
4:M:1418:TYR:CZ	4:M:1422:LEU:HD22	2.50	0.47
6:O:744:LEU:O	6:O:748:LYS:HG2	2.15	0.47
7:P:59:PRO:HG2	7:P:61:TRP:CH2	2.50	0.47
7:P:87:LYS:HG2	7:P:94:GLU:O	2.15	0.47
7:P:290:GLU:HB3	7:P:294:GLY:HA2	1.96	0.47
8:Q:868:LEU:C	8:Q:868:LEU:CD2	2.87	0.47
9:R:689:LEU:HD13	9:R:692:LYS:CE	2.45	0.47
10:S:804:HIS:NE2	10:S:871:MET:HB3	2.30	0.47
10:S:1407:LEU:HG	10:S:1472:TYR:CD1	2.50	0.47
10:S:1791:ARG:CZ	10:S:1813:VAL:HG13	2.45	0.47

Continued on next page...

Continued from previous page...

Atom-1	Atom-2	Interatomic distance (Å)	Clash overlap (Å)
11:T:405:TRP:CH2	11:T:410:MET:HG3	2.50	0.47
12:U:343:GLN:HA	12:U:350:LYS:HG3	1.97	0.47
12:U:618:GLU:OE2	12:U:619:ASN:ND2	2.48	0.47
2:B:196:ASP:O	2:B:200:GLN:NE2	2.48	0.47
2:B:283:LEU:O	2:B:283:LEU:HD12	2.14	0.47
3:C:46:ASN:HB3	3:C:48:HIS:CE1	2.49	0.47
4:D:299:LEU:O	4:D:310:MET:HA	2.15	0.47
4:D:386:HIS:NE2	11:T:115:LYS:HE2	2.30	0.47
4:D:628:MET:HG2	4:D:641:VAL:CG1	2.45	0.47
4:D:1085:ALA:HA	4:D:1088:ILE:HD12	1.96	0.47
7:G:43:LYS:O	7:G:46:GLY:N	2.48	0.47
8:H:688:ARG:HH22	8:H:833:ARG:NE	2.13	0.47
8:H:758:ILE:HG13	8:H:759:ASN:N	2.30	0.47
9:I:122:ILE:HG12	9:I:460:MET:HE1	1.95	0.47
9:I:626:LEU:HA	9:I:629:HIS:ND1	2.30	0.47
2:K:274:LEU:HB2	2:K:286:TRP:HB2	1.97	0.47
3:L:81:ARG:NH2	3:L:115:SER:HA	2.30	0.47
3:L:237:ILE:HD13	3:L:249:THR:HA	1.97	0.47
4:M:293:LEU:HD22	4:M:382:TYR:CE1	2.49	0.47
4:M:344:LEU:HD21	4:M:357:LEU:HD22	1.97	0.47
4:M:649:LEU:HB2	4:M:658:MET:HE3	1.96	0.47
5:N:302:LEU:HD11	5:N:311:CYS:HB2	1.95	0.47
6:O:275:GLU:HG2	6:O:277:ASP:H	1.79	0.47
6:O:699:CYS:HB2	6:O:728:ALA:HB1	1.97	0.47
7:P:134:PHE:HE1	7:P:138:GLY:O	1.97	0.47
8:Q:249:PHE:O	8:Q:256:ARG:NH2	2.37	0.47
8:Q:582:PHE:O	8:Q:586:HIS:NE2	2.48	0.47
9:R:215:SER:HB3	9:R:219:GLN:HG2	1.97	0.47
9:R:305:VAL:HB	9:R:309:TYR:CE2	2.49	0.47
9:R:971:VAL:HG12	9:R:975:LYS:NZ	2.29	0.47
10:S:690:GLU:O	10:S:694:ARG:HG3	2.14	0.47
10:S:799:GLY:O	10:S:802:LEU:HG	2.15	0.47
10:S:1425:LEU:HD11	10:S:1494:LEU:HA	1.95	0.47
10:S:2000:ARG:NH1	10:S:2003:ARG:HG2	2.29	0.47
11:T:480:LEU:HA	11:T:485:LEU:HD23	1.97	0.47
11:T:838:SER:HA	11:T:841:HIS:CD2	2.48	0.47
12:U:603:THR:C	12:U:604:ARG:HD3	2.39	0.47
1:A:449:LEU:O	1:A:452:LEU:HB2	2.15	0.46
2:B:224:PRO:HD3	2:B:266:PHE:CD2	2.49	0.46
4:D:432:ALA:HB3	11:T:111:ILE:CA	2.41	0.46
4:D:637:SER:H	4:D:640:ARG:HE	1.62	0.46

Continued on next page...

Continued from previous page...

Atom-1	Atom-2	Interatomic distance (Å)	Clash overlap (Å)
4:D:974:LEU:HD12	4:D:976:GLU:OE2	2.15	0.46
5:E:18:TYR:CE1	5:E:298:VAL:HG11	2.51	0.46
5:E:121:GLU:HB2	5:E:152:TRP:CH2	2.50	0.46
6:F:255:TRP:CB	7:G:271:ILE:H	2.28	0.46
6:F:671:TRP:CH2	6:F:714:LEU:HD11	2.50	0.46
8:H:201:LEU:O	8:H:205:GLN:NE2	2.47	0.46
8:H:375:TYR:HB2	8:H:395:ARG:HH12	1.80	0.46
8:H:765:PRO:O	8:H:766:THR:OG1	2.31	0.46
9:I:168:MET:HE2	9:I:178:TYR:CD1	2.50	0.46
9:I:862:MET:SD	9:I:888:TRP:HZ2	2.39	0.46
9:I:888:TRP:CZ2	9:I:892:LYS:HG3	2.50	0.46
9:I:902:PRO:HD2	9:I:905:GLN:HE22	1.78	0.46
9:I:971:VAL:C	9:I:975:LYS:HZ3	2.23	0.46
1:J:107:SER:HB2	2:K:325:TRP:CZ2	2.49	0.46
1:J:242:HIS:NE2	1:J:255:LYS:HD2	2.30	0.46
2:K:147:ASP:OD2	2:K:149:ARG:HB2	2.15	0.46
2:K:166:ASP:HA	2:K:202:ASN:HA	1.97	0.46
3:L:81:ARG:HB3	3:L:112:SER:O	2.15	0.46
3:L:283:ARG:HD3	3:L:285:SER:OG	2.15	0.46
3:L:305:TRP:O	3:L:313:TRP:HZ3	1.98	0.46
4:M:414:LEU:HB3	9:R:183:LEU:O	2.14	0.46
4:M:417:ASP:C	9:R:183:LEU:HD21	2.40	0.46
4:M:1320:LEU:HD23	4:M:1325:ILE:CG1	2.43	0.46
4:M:1344:ASP:OD2	10:S:724:LEU:HG	2.16	0.46
6:O:259:TRP:CE3	7:P:275:ILE:HB	2.49	0.46
6:O:325:LEU:HA	6:O:328:GLU:OE1	2.14	0.46
6:O:498:ILE:HG23	8:Q:313:GLU:OE1	2.15	0.46
7:P:44:ASN:HB3	10:S:568:ARG:HE	1.79	0.46
8:Q:377:ASP:OD1	8:Q:387:GLN:HB2	2.15	0.46
8:Q:658:GLU:C	8:Q:662:LYS:HZ3	2.21	0.46
9:R:283:SER:HA	9:R:302:MET:HG2	1.97	0.46
9:R:307:ARG:HA	9:R:330:ILE:HD12	1.96	0.46
10:S:587:THR:N	10:S:590:GLU:OE2	2.43	0.46
10:S:640:LYS:O	10:S:644:LEU:HG	2.15	0.46
10:S:762:VAL:HG22	10:S:766:PHE:CZ	2.50	0.46
10:S:773:TYR:CD1	10:S:799:GLY:HA3	2.50	0.46
10:S:1107:MET:CE	10:S:1277:LYS:HD2	2.40	0.46
10:S:1329:LEU:O	10:S:1333:VAL:HG22	2.16	0.46
10:S:1867:THR:HA	10:S:1870:LYS:HE2	1.97	0.46
11:T:24:LYS:NZ	11:T:482:ASN:O	2.43	0.46
12:U:536:TYR:HE2	12:U:551:TYR:CE1	2.34	0.46

Continued on next page...

Continued from previous page...

Atom-1	Atom-2	Interatomic distance (Å)	Clash overlap (Å)
1:A:252:PHE:HE2	1:A:315:PRO:HB2	1.80	0.46
2:B:68:GLN:HE22	2:B:71:ASP:HB3	1.80	0.46
2:B:85:ASP:OD1	2:B:88:ARG:HG2	2.15	0.46
3:C:57:SER:O	3:C:78:SER:OG	2.26	0.46
4:D:536:THR:HA	4:D:539:LEU:HD12	1.97	0.46
4:D:831:HIS:CD2	4:D:835:VAL:HG23	2.50	0.46
4:D:1093:TYR:CD1	4:D:1134:ILE:HG12	2.50	0.46
5:E:124:SER:HB3	5:E:146:ASP:HB3	1.97	0.46
6:F:302:PHE:CB	7:G:12:HIS:CE1	2.98	0.46
6:F:459:LYS:HA	6:F:459:LYS:HD3	1.73	0.46
6:F:918:ARG:HA	6:F:921:ILE:HG22	1.97	0.46
8:H:663:ILE:HG23	8:H:702:VAL:HG22	1.98	0.46
9:I:590:LYS:NZ	9:I:677:ARG:HA	2.30	0.46
4:M:360:TYR:OH	4:M:362:HIS:ND1	2.47	0.46
4:M:1164:GLU:OE2	10:S:496:ARG:HB3	2.14	0.46
4:M:1233:THR:O	4:M:1235:LYS:NZ	2.44	0.46
6:O:328:GLU:HG3	6:O:639:MET:HE2	1.97	0.46
6:O:568:PRO:C	6:O:587:ASP:H	2.23	0.46
6:O:796:GLU:CB	6:O:800:LYS:HZ3	2.29	0.46
6:O:804:ASP:O	6:O:808:VAL:HG23	2.15	0.46
6:O:808:VAL:HG22	6:O:831:LYS:HE2	1.98	0.46
7:P:15:MET:N	7:P:15:MET:SD	2.87	0.46
8:Q:215:ALA:HB1	8:Q:219:ARG:HH21	1.81	0.46
8:Q:494:ARG:HA	8:Q:494:ARG:HH11	1.81	0.46
8:Q:633:ASN:HB3	8:Q:637:LYS:NZ	2.30	0.46
8:Q:643:ALA:H	8:Q:839:LEU:HD21	1.80	0.46
9:R:80:SER:HA	9:R:131:MET:HE3	1.97	0.46
9:R:754:SER:C	9:R:758:GLY:HA3	2.40	0.46
9:R:882:SER:O	9:R:885:LEU:HB2	2.15	0.46
9:R:931:GLU:HG2	9:R:967:PHE:HZ	1.79	0.46
10:S:285:GLU:CD	10:S:487:ARG:HG2	2.39	0.46
10:S:507:TYR:OH	10:S:550:VAL:HB	2.16	0.46
11:T:159:VAL:HG13	11:T:226:LEU:HD22	1.96	0.46
12:U:324:TYR:HA	12:U:327:MET:HE2	1.97	0.46
12:U:682:ALA:H	12:U:687:ASN:HD21	1.63	0.46
1:A:159:PRO:HA	1:A:162:ILE:HD12	1.98	0.46
1:A:243:THR:HB	1:A:247:GLN:HG3	1.98	0.46
2:B:178:LEU:HD11	2:B:244:VAL:O	2.15	0.46
2:B:270:ASN:HB3	2:B:273:HIS:HD2	1.81	0.46
3:C:223:HIS:CE1	3:C:280:GLN:HB2	2.50	0.46
4:D:706:GLY:O	4:D:811:ARG:NH2	2.48	0.46

Continued on next page...

Continued from previous page...

Atom-1	Atom-2	Interatomic distance (Å)	Clash overlap (Å)
4:D:1143:GLN:C	4:D:1174:ILE:HG13	2.40	0.46
4:D:1180:ARG:HA	4:D:1183:GLU:OE2	2.15	0.46
6:F:382:LEU:HD23	6:F:382:LEU:HA	1.70	0.46
6:F:494:VAL:HG12	6:F:498:ILE:CG1	2.45	0.46
7:G:290:GLU:HB2	7:G:296:TRP:CE3	2.50	0.46
8:H:295:THR:O	8:H:299:ARG:HG3	2.15	0.46
4:M:441:ASN:C	4:M:441:ASN:ND2	2.72	0.46
4:M:448:LEU:HD11	4:M:535:TYR:CE1	2.50	0.46
4:M:615:MET:HE3	4:M:661:ILE:HG12	1.97	0.46
4:M:766:GLN:HA	4:M:769:LEU:HD12	1.97	0.46
5:N:80:TRP:CZ3	5:N:93:LEU:HD12	2.50	0.46
5:N:307:ARG:HG3	5:N:308:LEU:HG	1.97	0.46
6:O:723:GLN:O	6:O:727:LYS:HG3	2.15	0.46
6:O:733:SER:HB2	6:O:742:GLU:OE2	2.15	0.46
7:P:22:ASP:OD2	7:P:26:ILE:HG12	2.15	0.46
7:P:178:TYR:O	7:P:180:LYS:NZ	2.41	0.46
7:P:179:ILE:HG22	7:P:196:GLU:HB3	1.98	0.46
8:Q:298:GLN:NE2	8:Q:306:SER:OG	2.43	0.46
8:Q:564:LEU:O	8:Q:568:ILE:HG12	2.16	0.46
8:Q:575:LYS:CD	8:Q:576:GLN:H	2.27	0.46
8:Q:644:HIS:HA	8:Q:843:LEU:HB2	1.96	0.46
9:R:344:ILE:N	9:R:363:VAL:O	2.42	0.46
9:R:654:ILE:HD12	9:R:685:ILE:HD11	1.96	0.46
9:R:683:GLU:HA	9:R:686:PHE:CE2	2.50	0.46
10:S:387:ARG:O	10:S:391:LYS:HE2	2.15	0.46
10:S:844:ALA:HA	10:S:847:PHE:HD2	1.80	0.46
10:S:1063:VAL:O	10:S:1067:LEU:HG	2.16	0.46
10:S:1352:LEU:HD23	10:S:1386:GLY:HA3	1.98	0.46
11:T:360:VAL:HG21	11:T:371:VAL:HA	1.97	0.46
11:T:961:TYR:CE2	11:T:1002:PRO:HD2	2.50	0.46
2:B:282:SER:HB2	2:B:284:TRP:CZ2	2.50	0.46
4:D:46:TYR:HB3	4:D:571:LEU:HB3	1.97	0.46
4:D:1095:LYS:NZ	6:F:903:ASP:HA	2.30	0.46
4:D:1257:GLU:OE2	4:D:1257:GLU:N	2.47	0.46
6:F:757:LYS:O	6:F:760:THR:OG1	2.33	0.46
6:F:786:PRO:HA	6:F:789:CYS:SG	2.56	0.46
7:G:27:ARG:NH2	7:G:72:ASN:OD1	2.49	0.46
8:H:686:ILE:HD12	8:H:689:LYS:HB2	1.98	0.46
9:I:134:LYS:HZ3	9:I:136:LEU:HG	1.81	0.46
9:I:149:LEU:HB3	9:I:170:ALA:O	2.16	0.46
9:I:242:MET:CG	9:I:243:LEU:H	2.29	0.46

Continued on next page...

Continued from previous page...

Atom-1	Atom-2	Interatomic distance (Å)	Clash overlap (Å)
9:I:629:HIS:HA	9:I:632:LYS:NZ	2.30	0.46
1:J:160:LEU:O	1:J:164:LEU:HG	2.15	0.46
1:J:472:ALA:HB2	1:J:487:TRP:CB	2.46	0.46
2:K:149:ARG:HD2	2:K:165:ASP:HA	1.95	0.46
2:K:277:CYS:HB2	2:K:348:VAL:HG13	1.97	0.46
4:M:156:LEU:HD11	4:M:219:ALA:HB2	1.97	0.46
4:M:891:LEU:HD11	4:M:912:MET:HB2	1.96	0.46
4:M:1004:PHE:HZ	4:M:1036:LEU:HD12	1.81	0.46
4:M:1069:ALA:HB1	4:M:1080:TYR:CE2	2.50	0.46
8:Q:452:VAL:HA	8:Q:455:GLU:OE2	2.15	0.46
8:Q:847:MET:HE2	12:U:814:GLN:HA	1.97	0.46
9:R:765:ARG:O	9:R:769:ILE:HG12	2.16	0.46
9:R:990:GLU:OE2	9:R:991:THR:HG23	2.15	0.46
10:S:160:LEU:HB2	10:S:162:HIS:CE1	2.50	0.46
10:S:532:LYS:N	10:S:552:TRP:CZ3	2.80	0.46
10:S:684:ILE:HG12	10:S:700:LEU:HD21	1.97	0.46
10:S:1077:THR:O	10:S:1081:LEU:HG	2.15	0.46
10:S:1364:SER:O	10:S:1365:GLN:NE2	2.48	0.46
10:S:1642:GLY:O	10:S:1645:LEU:HG	2.15	0.46
11:T:36:GLY:O	11:T:444:PHE:HB3	2.14	0.46
11:T:152:PHE:HE1	11:T:211:LEU:HD23	1.81	0.46
12:U:648:SER:OG	12:U:649:PRO:HD3	2.15	0.46
12:U:655:SER:H	12:U:704:HIS:CD2	2.34	0.46
1:A:243:THR:HG21	1:A:251:GLU:CB	2.44	0.46
3:C:41:LYS:HG2	3:C:45:GLY:HA2	1.97	0.46
3:C:169:SER:OG	3:C:183:ALA:HB3	2.16	0.46
4:D:285:PRO:HA	4:D:303:CYS:HA	1.97	0.46
4:D:334:ILE:HG21	4:D:368:GLN:HE22	1.80	0.46
6:F:640:VAL:O	6:F:644:LEU:HG	2.16	0.46
6:F:906:LEU:O	6:F:910:ARG:HG3	2.15	0.46
7:G:87:LYS:HA	7:G:93:TRP:CZ3	2.50	0.46
8:H:355:ARG:NH2	8:H:359:ARG:HH21	2.14	0.46
8:H:416:ARG:NH2	8:H:432:VAL:HB	2.24	0.46
8:H:777:VAL:HG12	8:H:781:HIS:NE2	2.31	0.46
9:I:118:ILE:HG22	9:I:120:TRP:HE3	1.80	0.46
9:I:122:ILE:HG21	9:I:460:MET:HE1	1.97	0.46
9:I:629:HIS:HA	9:I:632:LYS:HZ3	1.81	0.46
9:I:980:ALA:HA	9:I:983:GLU:OE2	2.16	0.46
1:J:411:HIS:CG	1:J:414:LEU:HD22	2.51	0.46
1:J:434:LYS:CA	1:J:437:MET:HE2	2.45	0.46
1:J:485:LEU:O	1:J:489:ILE:HG13	2.15	0.46

Continued on next page...

Continued from previous page...

Atom-1	Atom-2	Interatomic distance (Å)	Clash overlap (Å)
4:M:832:PHE:O	4:M:836:PHE:N	2.28	0.46
4:M:890:GLN:HA	4:M:893:GLU:OE2	2.15	0.46
4:M:1114:LEU:HB3	4:M:1115:ARG:NH1	2.31	0.46
6:O:382:LEU:HD21	6:O:416:TRP:CZ2	2.51	0.46
8:Q:265:LEU:O	8:Q:268:ILE:HB	2.15	0.46
9:R:70:THR:HG21	9:R:432:ILE:HG12	1.97	0.46
9:R:333:LEU:N	9:R:345:LEU:O	2.49	0.46
9:R:683:GLU:HA	9:R:686:PHE:CD2	2.50	0.46
9:R:767:HIS:CD2	9:R:789:LEU:HD21	2.31	0.46
9:R:992:LEU:HD23	9:R:1019:TYR:CZ	2.51	0.46
10:S:253:LEU:HD13	10:S:256:VAL:HG21	1.97	0.46
10:S:646:THR:HB	10:S:650:PHE:CZ	2.51	0.46
10:S:1338:PHE:HD1	10:S:1419:HIS:O	1.98	0.46
10:S:1498:LEU:HA	10:S:1501:ARG:HH12	1.81	0.46
11:T:677:LEU:HA	11:T:679:ASP:N	2.31	0.46
12:U:92:PRO:HB2	12:U:94:LYS:HG2	1.97	0.46
1:A:38:LEU:HD12	3:C:14:LEU:HA	1.97	0.46
2:B:162:ARG:CZ	2:B:164:ILE:HA	2.45	0.46
4:D:163:ARG:NH1	4:D:243:MET:HG3	2.30	0.46
4:D:315:ASP:HB3	4:D:317:MET:HE2	1.97	0.46
4:D:845:SER:HA	4:D:850:ARG:HH12	1.81	0.46
4:D:975:PRO:HB2	4:D:1010:MET:HE1	1.98	0.46
5:E:283:HIS:CE1	5:E:290:PRO:HB3	2.51	0.46
6:F:379:THR:OG1	6:F:633:LEU:HD21	2.08	0.46
7:G:87:LYS:HA	7:G:93:TRP:HZ3	1.81	0.46
7:G:116:PHE:CE1	7:G:178:TYR:HB3	2.51	0.46
8:H:536:HIS:CE1	8:H:537:LEU:HD12	2.51	0.46
8:H:765:PRO:HA	8:H:786:TYR:CG	2.51	0.46
9:I:888:TRP:CZ3	9:I:894:LYS:NZ	2.82	0.46
9:I:949:CYS:O	9:I:953:THR:HG23	2.15	0.46
9:I:1068:SER:HB2	9:I:1072:GLY:HA2	1.98	0.46
1:J:412:HIS:CE1	2:K:179:ARG:HB3	2.45	0.46
1:J:469:LYS:NZ	3:L:69:GLU:HG2	2.31	0.46
1:J:593:GLU:O	1:J:596:TYR:HB2	2.14	0.46
2:K:5:PHE:CE2	2:K:7:ALA:HB2	2.51	0.46
2:K:284:TRP:CD1	2:K:339:ASN:HA	2.50	0.46
4:M:72:LEU:HD23	4:M:136:SER:H	1.81	0.46
4:M:343:LYS:HB3	4:M:345:ARG:HH12	1.80	0.46
4:M:352:LEU:O	4:M:354:ILE:HG12	2.15	0.46
5:N:226:ALA:O	5:N:232:TRP:HA	2.15	0.46
8:Q:165:LEU:HG	8:Q:169:TYR:CE2	2.51	0.46

Continued on next page...

Continued from previous page...

Atom-1	Atom-2	Interatomic distance (Å)	Clash overlap (Å)
8:Q:240:SER:O	8:Q:243:THR:OG1	2.27	0.46
8:Q:847:MET:HE1	12:U:817:VAL:HG21	1.97	0.46
9:R:852:ASP:O	9:R:856:LEU:HG	2.15	0.46
10:S:320:TRP:HH2	10:S:329:VAL:HG21	1.81	0.46
10:S:847:PHE:HB3	10:S:912:GLU:HB3	1.98	0.46
10:S:1037:LEU:HD21	10:S:1060:CYS:HB2	1.98	0.46
10:S:1273:CYS:HB3	10:S:1277:LYS:HZ2	1.80	0.46
11:T:288:VAL:HG11	11:T:349:LEU:HD21	1.97	0.46
11:T:722:MET:SD	11:T:813:PHE:HD1	2.38	0.46
12:U:224:LEU:HB2	12:U:461:TYR:CZ	2.51	0.46
1:A:110:ARG:NH2	1:A:111:ALA:HB2	2.31	0.46
2:B:10:VAL:H	2:B:366:ALA:HA	1.80	0.46
3:C:91:GLY:C	3:C:92:GLU:HG3	2.41	0.46
4:D:349:SER:CB	4:D:352:LEU:HB2	2.46	0.46
4:D:1242:PHE:CE2	4:D:1305:TYR:CG	3.04	0.46
4:D:1250:ILE:O	4:D:1254:GLN:HG2	2.16	0.46
5:E:17:ASP:O	5:E:317:ARG:HA	2.16	0.46
5:E:236:GLU:H	5:E:244:GLN:HG3	1.79	0.46
6:F:267:LYS:HE3	6:F:276:GLU:OE1	2.16	0.46
6:F:382:LEU:HD21	6:F:416:TRP:CZ2	2.51	0.46
8:H:218:TYR:HA	8:H:221:ARG:HD2	1.97	0.46
8:H:266:GLU:OE1	8:H:347:ALA:HA	2.16	0.46
8:H:643:ALA:HB3	8:H:694:LYS:HZ3	1.81	0.46
9:I:719:LYS:C	9:I:719:LYS:HD3	2.41	0.46
9:I:1119:LYS:HD2	9:I:1125:GLU:OE1	2.15	0.46
1:J:38:LEU:HD21	1:J:43:GLY:H	1.81	0.46
1:J:572:TRP:HA	1:J:575:LEU:HD13	1.97	0.46
2:K:187:ASN:OD1	2:K:193:LYS:HG3	2.16	0.46
2:K:267:HIS:HD1	2:K:270:ASN:N	2.13	0.46
2:K:277:CYS:HA	2:K:283:LEU:HD23	1.98	0.46
3:L:200:TYR:CZ	3:L:211:LYS:HD2	2.51	0.46
3:L:300:GLY:O	3:L:321:GLY:N	2.22	0.46
4:M:197:ASP:C	4:M:199:ASN:H	2.24	0.46
4:M:334:ILE:HG12	4:M:363:THR:OG1	2.15	0.46
4:M:911:PHE:CE2	4:M:933:ALA:HB1	2.51	0.46
4:M:1000:ARG:NH2	4:M:1019:ALA:HA	2.31	0.46
4:M:1382:TRP:CZ3	7:P:58:GLY:HA2	2.49	0.46
6:O:319:GLN:HA	6:O:322:LEU:HB3	1.97	0.46
8:Q:298:GLN:NE2	8:Q:299:ARG:HG3	2.31	0.46
8:Q:376:HIS:HE1	8:Q:378:ALA:HB2	1.81	0.46
9:R:945:THR:HA	9:R:951:LYS:HE3	1.97	0.46

Continued on next page...

Continued from previous page...

Atom-1	Atom-2	Interatomic distance (Å)	Clash overlap (Å)
10:S:563:HIS:CE1	10:S:567:ARG:HG3	2.50	0.46
10:S:799:GLY:O	10:S:800:PHE:C	2.58	0.46
10:S:817:LEU:O	10:S:821:GLU:OE1	2.33	0.46
10:S:1068:CYS:HA	10:S:1074:SER:HB3	1.97	0.46
10:S:1177:ARG:H	10:S:1182:ARG:NH2	2.14	0.46
11:T:501:LEU:HD21	11:T:515:GLY:HA3	1.96	0.46
11:T:946:GLN:OE1	11:T:946:GLN:N	2.44	0.46
12:U:57:ASN:CG	12:U:78:LEU:HD22	2.41	0.46
12:U:650:VAL:O	12:U:653:GLN:HG2	2.15	0.46
12:U:805:SER:HB2	12:U:808:THR:OG1	2.15	0.46
1:A:11:THR:O	3:C:325:PRO:HG2	2.15	0.46
1:A:408:LEU:HA	1:A:414:LEU:CD2	2.46	0.46
1:A:565:ARG:C	1:A:565:ARG:HH11	2.24	0.46
2:B:132:THR:H	2:B:145:GLY:HA2	1.81	0.46
3:C:19:SER:HB2	3:C:63:VAL:HG13	1.98	0.46
3:C:211:LYS:HE2	3:C:213:GLU:C	2.40	0.46
3:C:277:HIS:CA	3:C:303:ARG:HE	2.28	0.46
3:C:285:SER:O	3:C:293:LEU:HD12	2.15	0.46
4:D:112:LEU:HB2	4:D:137:ILE:HD12	1.98	0.46
5:E:146:ASP:N	5:E:146:ASP:OD1	2.49	0.46
6:F:359:VAL:HG21	6:F:380:TRP:NE1	2.30	0.46
6:F:478:VAL:O	6:F:481:LEU:HB2	2.15	0.46
7:G:97:TYR:CG	7:G:98:GLU:N	2.83	0.46
7:G:106:VAL:HA	7:G:124:SER:HB2	1.97	0.46
8:H:609:ARG:HB2	8:H:668:TRP:CH2	2.51	0.46
9:I:364:THR:HB	9:I:377:THR:CG2	2.45	0.46
9:I:628:GLU:HG2	9:I:750:TRP:HD1	1.81	0.46
9:I:988:HIS:O	9:I:1019:TYR:OH	2.34	0.46
1:J:70:LYS:HZ2	2:K:246:HIS:N	2.14	0.46
2:K:54:GLY:HA2	2:K:63:GLN:HE22	1.81	0.46
2:K:268:PRO:HG2	2:K:355:GLY:N	2.25	0.46
4:M:363:THR:HG22	4:M:365:ARG:H	1.81	0.46
4:M:509:ILE:HD11	4:M:531:TRP:CH2	2.51	0.46
4:M:829:ARG:HA	4:M:832:PHE:CD2	2.51	0.46
4:M:1351:GLU:O	4:M:1352:LEU:C	2.58	0.46
5:N:305:HIS:HB3	5:N:308:LEU:O	2.16	0.46
6:O:334:VAL:HG11	6:O:719:CYS:HB2	1.97	0.46
6:O:693:GLU:CB	6:O:697:ARG:HH12	2.29	0.46
6:O:707:SER:HA	6:O:710:LYS:NZ	2.30	0.46
7:P:39:ILE:HG22	7:P:50:ILE:HG13	1.98	0.46
8:Q:185:LYS:HE3	8:Q:186:ARG:HE	1.80	0.46

Continued on next page...

Continued from previous page...

Atom-1	Atom-2	Interatomic distance (Å)	Clash overlap (Å)
8:Q:355:ARG:NH2	8:Q:359:ARG:HH21	2.14	0.46
8:Q:441:TRP:NE1	8:Q:445:LYS:HZ3	2.14	0.46
8:Q:574:GLU:C	8:Q:575:LYS:HG3	2.41	0.46
9:R:842:TRP:CD1	9:R:842:TRP:H	2.32	0.46
9:R:1051:GLU:CD	9:R:1104:PRO:HD3	2.40	0.46
9:R:1099:LEU:HB2	9:R:1136:MET:HG3	1.97	0.46
10:S:760:GLU:OE2	10:S:841:LYS:HB2	2.15	0.46
10:S:765:VAL:O	10:S:769:LEU:HD23	2.16	0.46
10:S:1395:LEU:O	10:S:1398:ILE:HG22	2.16	0.46
10:S:1611:PRO:HG3	10:S:1614:ARG:HH22	1.81	0.46
11:T:249:MET:HA	11:T:252:LEU:HA	1.97	0.46
11:T:717:ASP:OD1	11:T:718:THR:N	2.49	0.46
12:U:495:LEU:O	12:U:499:GLU:HG3	2.16	0.46
1:A:67:VAL:HA	1:A:70:LYS:HE2	1.97	0.46
1:A:206:ARG:HB3	1:A:209:GLU:OE2	2.16	0.46
1:A:302:TRP:CZ2	1:A:347:LEU:HD11	2.51	0.46
1:A:439:ARG:HD2	1:A:439:ARG:HA	1.76	0.46
1:A:453:ARG:NE	1:A:456:GLU:OE2	2.46	0.46
2:B:3:ASP:HB2	2:B:372:ARG:HB3	1.97	0.46
2:B:120:HIS:CE1	2:B:149:ARG:HB2	2.51	0.46
4:D:329:PRO:HD2	11:T:115:LYS:HZ3	1.80	0.46
4:D:770:SER:O	4:D:774:ILE:HG23	2.16	0.46
4:D:774:ILE:HG13	4:D:775:ARG:N	2.31	0.46
4:D:974:LEU:HD22	5:E:275:LYS:HZ2	1.80	0.46
4:D:1128:LEU:O	4:D:1131:LEU:HB2	2.16	0.46
4:D:1309:ILE:O	4:D:1313:LEU:HG	2.15	0.46
5:E:50:ARG:O	5:E:61:ILE:HA	2.15	0.46
5:E:192:PHE:CD2	5:E:202:LEU:HB3	2.51	0.46
6:F:328:GLU:HG2	6:F:355:TYR:CZ	2.48	0.46
6:F:539:LEU:O	6:F:545:PRO:HA	2.16	0.46
6:F:673:TRP:HA	6:F:676:PHE:CD2	2.50	0.46
8:H:214:ILE:O	8:H:218:TYR:HD2	1.98	0.46
8:H:581:ALA:HA	8:H:584:VAL:HG12	1.96	0.46
9:I:75:VAL:HG22	9:I:463:VAL:HG22	1.98	0.46
9:I:986:LEU:HA	9:I:989:GLN:NE2	2.31	0.46
9:I:1109:LEU:O	9:I:1115:LEU:HD22	2.16	0.46
1:J:531:ASP:O	1:J:534:THR:HB	2.16	0.46
1:J:599:MET:SD	1:J:600:ARG:CZ	3.04	0.46
4:M:529:GLU:HG2	9:R:77:LEU:H	1.81	0.46
4:M:1306:HIS:O	4:M:1310:ILE:HG12	2.16	0.46
4:M:1326:ASN:HA	4:M:1329:LYS:HG2	1.98	0.46

Continued on next page...

Continued from previous page...

Atom-1	Atom-2	Interatomic distance (Å)	Clash overlap (Å)
4:M:1335:GLU:O	4:M:1338:ARG:HD3	2.16	0.46
5:N:80:TRP:HZ3	5:N:93:LEU:HB3	1.81	0.46
5:N:121:GLU:HB2	5:N:152:TRP:CH2	2.51	0.46
6:O:706:GLU:HG3	6:O:710:LYS:NZ	2.30	0.46
7:P:35:ARG:NH2	7:P:59:PRO:HA	2.31	0.46
7:P:65:TRP:HA	7:P:74:LEU:HD23	1.97	0.46
7:P:132:LEU:HD13	7:P:142:VAL:HG12	1.98	0.46
8:Q:295:THR:O	8:Q:299:ARG:HG3	2.15	0.46
8:Q:358:LYS:HZ1	12:U:31:ARG:CA	2.29	0.46
8:Q:375:TYR:HB2	8:Q:395:ARG:HH12	1.80	0.46
8:Q:545:LEU:HD23	8:Q:548:PHE:HD2	1.81	0.46
8:Q:737:GLU:O	8:Q:741:ILE:HD12	2.15	0.46
9:R:120:TRP:HA	9:R:132:VAL:O	2.16	0.46
9:R:838:GLY:HA2	9:R:840:TYR:CZ	2.50	0.46
10:S:671:GLN:C	10:S:674:ARG:HH12	2.24	0.46
10:S:732:TYR:HA	10:S:735:PHE:HB3	1.97	0.46
10:S:736:LEU:HD12	10:S:737:ARG:N	2.30	0.46
10:S:884:ASN:HD21	10:S:891:ASP:H	1.64	0.46
10:S:1301:PRO:HB2	10:S:1304:HIS:ND1	2.31	0.46
10:S:1754:GLN:O	10:S:1758:ASN:HB2	2.15	0.46
11:T:255:ASP:HB3	11:T:322:LEU:HD23	1.98	0.46
12:U:207:ASP:O	12:U:211:GLU:OE1	2.33	0.46
12:U:362:ARG:N	12:U:362:ARG:HD2	2.30	0.46
12:U:470:THR:HB	12:U:472:GLN:HE22	1.81	0.46
1:A:40:GLN:HG3	3:C:282:TRP:CE2	2.52	0.46
1:A:150:LEU:HD22	1:A:151:PHE:CE2	2.51	0.46
1:A:500:ILE:HG22	1:A:504:PHE:CZ	2.51	0.46
1:A:550:GLN:O	1:A:554:ALA:HB2	2.15	0.46
3:C:229:PRO:HB2	3:C:290:GLY:HA3	1.98	0.46
3:C:314:LYS:O	3:C:316:ILE:HD12	2.16	0.46
4:D:49:LEU:HD13	4:D:717:ALA:HB2	1.98	0.46
4:D:431:GLN:C	11:T:110:ASP:O	2.59	0.46
4:D:722:SER:O	4:D:726:PHE:HB2	2.15	0.46
4:D:906:VAL:HG22	4:D:939:ARG:NH2	2.31	0.46
4:D:1393:LEU:HD22	6:F:299:GLU:CD	2.41	0.46
4:D:1420:GLN:HE22	4:D:1421:LYS:HG2	1.80	0.46
5:E:143:VAL:HG13	5:E:171:VAL:HB	1.98	0.46
5:E:191:ARG:HD2	5:E:191:ARG:HA	1.64	0.46
7:G:22:ASP:OD1	7:G:22:ASP:N	2.41	0.46
7:G:39:ILE:O	7:G:50:ILE:N	2.48	0.46
7:G:230:ILE:HB	7:G:242:TRP:HB2	1.98	0.46

Continued on next page...

Continued from previous page...

Atom-1	Atom-2	Interatomic distance (Å)	Clash overlap (Å)
8:H:128:LEU:O	8:H:132:MET:HB2	2.15	0.46
9:I:876:PHE:HA	9:I:879:GLN:HG2	1.97	0.46
1:J:15:GLY:HA2	1:J:18:GLN:HB2	1.97	0.46
1:J:133:GLN:HA	1:J:136:ILE:HG12	1.98	0.46
1:J:451:ALA:HA	1:J:454:ILE:HD12	1.98	0.46
1:J:592:ALA:O	1:J:595:THR:OG1	2.33	0.46
4:M:360:TYR:CE1	4:M:367:GLY:HA3	2.51	0.46
4:M:415:ASP:OD1	4:M:415:ASP:N	2.48	0.46
4:M:477:LYS:HA	4:M:480:GLN:HG2	1.98	0.46
4:M:1238:LEU:HB3	4:M:1242:PHE:HE2	1.81	0.46
5:N:232:TRP:HB3	5:N:269:THR:HG21	1.97	0.46
7:P:104:SER:N	7:P:126:ASP:OD1	2.49	0.46
8:Q:214:ILE:HG12	8:Q:510:VAL:HG21	1.98	0.46
8:Q:338:LEU:HB3	8:Q:414:TYR:CD1	2.51	0.46
8:Q:486:GLU:O	8:Q:490:THR:HG23	2.16	0.46
9:R:396:GLN:HB3	9:R:410:TYR:CE1	2.51	0.46
9:R:951:LYS:HD2	9:R:1009:VAL:HG21	1.98	0.46
10:S:663:SER:O	10:S:667:THR:HG23	2.16	0.46
10:S:1666:LEU:HD13	10:S:1748:MET:SD	2.55	0.46
10:S:1850:ILE:HG22	10:S:1870:LYS:HB3	1.97	0.46
11:T:804:GLY:HA2	11:T:807:ILE:HD12	1.98	0.46
12:U:23:VAL:HG23	12:U:24:THR:HG23	1.97	0.46
12:U:235:PRO:HD2	12:U:235:PRO:O	2.16	0.46
1:A:322:LEU:HD23	1:A:325:TYR:HE2	1.80	0.45
2:B:47:VAL:HG21	2:B:103:HIS:CE1	2.51	0.45
3:C:117:THR:OG1	3:C:133:CYS:SG	2.56	0.45
3:C:308:ASN:ND2	3:C:310:MET:HE2	2.31	0.45
4:D:922:GLU:OE1	4:D:922:GLU:N	2.49	0.45
4:D:1040:LEU:HD13	4:D:1046:LEU:HD13	1.98	0.45
6:F:295:LYS:HE2	6:F:302:PHE:H	1.80	0.45
8:H:265:LEU:O	8:H:268:ILE:HB	2.15	0.45
8:H:445:LYS:N	8:H:445:LYS:HD2	2.32	0.45
8:H:753:GLU:O	8:H:756:LYS:HG2	2.15	0.45
9:I:610:LEU:HB3	9:I:622:THR:OG1	2.16	0.45
9:I:821:MET:SD	9:I:822:GLU:N	2.89	0.45
9:I:847:ALA:HB3	9:I:856:LEU:HD21	1.98	0.45
9:I:995:LYS:H	9:I:1026:ARG:NH2	2.14	0.45
1:J:408:LEU:HB3	1:J:414:LEU:O	2.15	0.45
1:J:588:VAL:H	1:J:643:ARG:HH12	1.64	0.45
4:M:226:GLU:HG2	4:M:245:PRO:HG3	1.98	0.45
4:M:1285:ASP:O	4:M:1289:ARG:HG2	2.16	0.45

Continued on next page...

Continued from previous page...

Atom-1	Atom-2	Interatomic distance (Å)	Clash overlap (Å)
5:N:5:SER:OG	5:N:293:ILE:HB	2.16	0.45
8:Q:262:VAL:HG22	8:Q:445:LYS:NZ	2.31	0.45
8:Q:890:ASN:O	8:Q:894:LYS:HG3	2.15	0.45
9:R:121:LYS:HB3	9:R:131:MET:HB3	1.97	0.45
9:R:544:ASP:HB2	9:R:613:CYS:HB3	1.99	0.45
9:R:642:HIS:CE1	9:R:717:ILE:HG13	2.51	0.45
9:R:856:LEU:HD22	9:R:872:TYR:CE2	2.51	0.45
10:S:1302:THR:O	10:S:1306:GLN:HG2	2.15	0.45
12:U:336:GLN:NE2	12:U:354:GLN:OE1	2.25	0.45
12:U:515:SER:CA	12:U:525:ARG:HH21	2.29	0.45
12:U:579:ARG:CZ	12:U:581:PHE:HZ	2.29	0.45
12:U:747:SER:O	12:U:750:LEU:HG	2.16	0.45
1:A:16:LEU:HB3	1:A:20:ASN:HA	1.99	0.45
1:A:356:HIS:ND1	1:A:387:ALA:O	2.45	0.45
1:A:565:ARG:NH2	1:A:605:ARG:HH12	2.13	0.45
1:A:627:ASN:O	1:A:630:VAL:N	2.49	0.45
3:C:26:ARG:NH2	3:C:40:ASP:HB3	2.30	0.45
3:C:61:TRP:HE3	3:C:77:CYS:SG	2.39	0.45
4:D:95:LEU:HD23	4:D:700:ASN:H	1.81	0.45
4:D:143:HIS:NE2	4:D:218:THR:HA	2.31	0.45
4:D:275:ILE:HG13	4:D:276:ARG:HG2	1.97	0.45
4:D:950:GLU:HB2	4:D:967:ARG:HH22	1.80	0.45
4:D:1143:GLN:O	4:D:1174:ILE:HG13	2.16	0.45
4:D:1406:ALA:C	4:D:1410:LYS:HZ3	2.24	0.45
5:E:22:VAL:CG2	5:E:36:LEU:HD21	2.46	0.45
6:F:292:THR:HB	7:G:47:GLN:NE2	2.32	0.45
6:F:303:LYS:HD2	6:F:303:LYS:C	2.41	0.45
6:F:344:ARG:NE	6:F:682:GLN:OE1	2.49	0.45
6:F:671:TRP:HB3	6:F:698:HIS:CD2	2.51	0.45
6:F:804:ASP:O	6:F:808:VAL:HG23	2.17	0.45
6:F:858:LYS:CD	6:F:859:ARG:HH21	2.30	0.45
7:G:54:ARG:HG3	7:G:55:GLY:H	1.81	0.45
7:G:268:SER:C	7:G:276:LEU:HD12	2.41	0.45
8:H:146:MET:HE3	8:H:539:ARG:HH22	1.80	0.45
9:I:1125:GLU:C	9:I:1129:LYS:HZ1	2.24	0.45
1:J:390:LEU:C	1:J:392:PHE:H	2.22	0.45
3:L:22:PHE:C	3:L:24:GLY:H	2.25	0.45
3:L:208:LYS:HD3	3:L:209:TYR:N	2.32	0.45
4:M:515:ASP:OD1	9:R:60:ARG:NE	2.47	0.45
4:M:601:ASP:OD1	4:M:669:ARG:NH2	2.48	0.45
4:M:1267:LEU:HD13	4:M:1286:GLU:OE2	2.17	0.45

Continued on next page...

Continued from previous page...

Atom-1	Atom-2	Interatomic distance (Å)	Clash overlap (Å)
6:O:359:VAL:HG21	6:O:380:TRP:NE1	2.30	0.45
6:O:753:ASN:O	6:O:756:HIS:HB3	2.16	0.45
7:P:27:ARG:C	7:P:28:LEU:HD22	2.42	0.45
7:P:115:ASP:HB2	7:P:178:TYR:CE2	2.51	0.45
8:Q:416:ARG:NH1	8:Q:428:GLN:O	2.50	0.45
8:Q:718:TRP:O	8:Q:721:GLN:HG2	2.16	0.45
8:Q:846:PRO:HB3	8:Q:887:GLU:CD	2.42	0.45
10:S:440:LEU:CA	10:S:513:MET:HE3	2.32	0.45
10:S:886:ARG:NH2	10:S:887:SER:HB3	2.32	0.45
10:S:908:GLU:HG2	10:S:909:LEU:HG	1.98	0.45
10:S:1424:LEU:HD23	10:S:1498:LEU:HD13	1.99	0.45
10:S:1604:THR:HG21	10:S:1614:ARG:HH22	1.81	0.45
10:S:1688:LEU:HD11	10:S:1707:ILE:HG13	1.97	0.45
12:U:130:ARG:O	12:U:134:LEU:HG	2.16	0.45
12:U:172:ALA:O	12:U:543:THR:HA	2.17	0.45
12:U:207:ASP:HA	12:U:229:LYS:HZ3	1.80	0.45
12:U:795:THR:O	12:U:799:MET:HG3	2.15	0.45
1:A:544:ARG:O	1:A:548:GLN:OE1	2.35	0.45
2:B:194:LEU:O	2:B:205:THR:HB	2.16	0.45
2:B:267:HIS:NE2	2:B:373:LEU:HD12	2.32	0.45
3:C:59:SER:H	3:C:79:PHE:HD2	1.65	0.45
6:F:779:PHE:O	6:F:782:GLU:HG3	2.16	0.45
7:G:181:ARG:HD2	7:G:181:ARG:C	2.41	0.45
7:G:249:THR:HA	12:U:458:GLN:O	2.16	0.45
7:G:287:LEU:HD12	7:G:300:SER:HB3	1.99	0.45
8:H:376:HIS:HE1	8:H:378:ALA:HB2	1.81	0.45
9:I:841:ALA:O	9:I:844:SER:OG	2.30	0.45
9:I:1065:ASP:CG	9:I:1083:SER:HB3	2.41	0.45
1:J:305:PHE:HE2	1:J:332:MET:HB2	1.82	0.45
4:M:165:ILE:HB	4:M:194:ASN:HD21	1.81	0.45
4:M:399:ASP:OD1	4:M:400:PHE:N	2.48	0.45
4:M:938:GLU:OE2	4:M:958:ARG:NE	2.49	0.45
4:M:938:GLU:HB2	4:M:939:ARG:HH11	1.81	0.45
4:M:1072:VAL:C	4:M:1151:GLU:HA	2.41	0.45
4:M:1115:ARG:HG2	10:S:478:GLY:O	2.17	0.45
4:M:1217:LEU:O	4:M:1220:GLN:HG3	2.15	0.45
7:P:83:VAL:HG23	7:P:102:HIS:CE1	2.52	0.45
7:P:269:TRP:HB3	7:P:273:ALA:HA	1.99	0.45
8:Q:295:THR:O	8:Q:298:GLN:HG3	2.16	0.45
8:Q:494:ARG:HA	8:Q:497:GLU:OE2	2.17	0.45
8:Q:689:LYS:NZ	8:Q:836:GLN:HE22	2.15	0.45

Continued on next page...

Continued from previous page...

Atom-1	Atom-2	Interatomic distance (Å)	Clash overlap (Å)
10:S:276:LEU:HD22	10:S:392:LEU:HD11	1.97	0.45
10:S:591:LEU:O	10:S:595:ILE:HG12	2.17	0.45
10:S:858:ASN:OD1	10:S:859:ARG:N	2.43	0.45
10:S:1416:VAL:HA	10:S:1419:HIS:CD2	2.51	0.45
10:S:1434:PRO:O	10:S:1450:ARG:NH1	2.47	0.45
10:S:1620:LEU:HG	10:S:1624:GLN:OE1	2.16	0.45
11:T:233:ASN:HD21	11:T:318:MET:HE2	1.80	0.45
11:T:897:HIS:O	11:T:902:ASN:ND2	2.34	0.45
12:U:47:THR:O	12:U:50:ARG:HB2	2.17	0.45
12:U:224:LEU:HD22	12:U:461:TYR:CE1	2.51	0.45
12:U:715:ILE:HG13	12:U:721:VAL:HG13	1.97	0.45
1:A:195:TRP:O	1:A:199:THR:HG23	2.16	0.45
1:A:375:LEU:O	1:A:379:LEU:HG	2.15	0.45
1:A:453:ARG:HB3	1:A:457:GLN:HE22	1.80	0.45
1:A:541:GLU:O	1:A:544:ARG:HD3	2.16	0.45
2:B:285:HIS:NE2	2:B:287:ASP:OD2	2.49	0.45
3:C:42:SER:OG	3:C:46:ASN:N	2.49	0.45
3:C:246:ARG:HD3	3:C:273:GLN:HE22	1.80	0.45
4:D:132:ILE:HD12	4:D:137:ILE:HD11	1.98	0.45
4:D:150:ASN:HB3	4:D:165:ILE:HG23	1.98	0.45
4:D:445:ASP:O	4:D:469:ARG:NH2	2.50	0.45
4:D:553:VAL:HG22	4:D:560:VAL:HG22	1.97	0.45
4:D:1143:GLN:HG3	4:D:1175:GLU:HB2	1.99	0.45
5:E:9:ALA:HB2	5:E:320:PHE:HB3	1.99	0.45
6:F:263:HIS:C	6:F:304:VAL:HG13	2.41	0.45
6:F:266:ASP:HB3	6:F:270:GLU:OE1	2.17	0.45
6:F:634:SER:O	6:F:638:TRP:CE3	2.69	0.45
7:G:84:ILE:HG23	7:G:98:GLU:HG3	1.99	0.45
8:H:214:ILE:HG13	8:H:215:ALA:N	2.32	0.45
8:H:416:ARG:NH1	8:H:428:GLN:O	2.50	0.45
8:H:479:THR:HG23	8:H:482:SER:H	1.82	0.45
8:H:678:GLU:HA	8:H:681:LYS:HE2	1.97	0.45
1:J:70:LYS:HA	2:K:245:ARG:NH2	2.29	0.45
1:J:570:SER:HA	1:J:620:LYS:NZ	2.31	0.45
2:K:210:VAL:HG23	2:K:214:ARG:HG3	1.99	0.45
3:L:277:HIS:HA	3:L:303:ARG:HH22	1.82	0.45
4:M:547:ARG:HG2	9:R:134:LYS:HD2	1.99	0.45
4:M:1118:GLN:OE1	4:M:1193:LEU:HD21	2.17	0.45
5:N:34:SER:HB2	5:N:305:HIS:HE2	1.82	0.45
5:N:192:PHE:O	5:N:200:ALA:HA	2.15	0.45
6:O:449:ARG:NH2	6:O:452:ASP:HB2	2.31	0.45

Continued on next page...

Continued from previous page...

Atom-1	Atom-2	Interatomic distance (Å)	Clash overlap (Å)
6:O:538:HIS:CE1	6:O:556:TYR:CD1	3.03	0.45
6:O:683:ASP:C	6:O:687:ARG:HE	2.25	0.45
7:P:85:ILE:HG22	7:P:96:THR:HG23	1.97	0.45
7:P:97:TYR:CG	7:P:98:GLU:N	2.85	0.45
8:Q:293:LEU:HD23	12:U:46:LYS:HZ1	1.81	0.45
8:Q:707:PRO:HG2	8:Q:710:SER:HB2	1.98	0.45
9:R:832:SER:O	9:R:836:ILE:HG23	2.17	0.45
9:R:838:GLY:HA2	9:R:840:TYR:CE1	2.52	0.45
9:R:948:PHE:O	9:R:952:LYS:HG2	2.16	0.45
10:S:16:PRO:HB3	10:S:46:TYR:CE1	2.51	0.45
10:S:389:ILE:O	10:S:393:VAL:HG23	2.16	0.45
10:S:942:GLN:HA	10:S:945:MET:HE3	1.98	0.45
10:S:974:THR:HA	10:S:977:ARG:CD	2.46	0.45
10:S:1004:LEU:HB3	10:S:1006:TYR:CE2	2.52	0.45
10:S:1285:ARG:O	10:S:1286:GLN:C	2.59	0.45
10:S:1341:THR:HG23	10:S:1426:TYR:CD2	2.45	0.45
10:S:1437:PRO:HA	10:S:1883:ASN:HD21	1.82	0.45
10:S:1716:ALA:C	10:S:1720:ARG:HE	2.23	0.45
10:S:1779:CYS:HA	10:S:1905:ARG:NH1	2.32	0.45
11:T:891:TRP:CD1	11:T:926:LEU:HD23	2.51	0.45
11:T:901:LEU:HD12	11:T:902:ASN:HB3	1.98	0.45
12:U:692:LEU:O	12:U:696:LEU:HG	2.16	0.45
12:U:728:VAL:O	12:U:732:VAL:HG23	2.17	0.45
1:A:35:TYR:CE1	1:A:54:MET:HA	2.51	0.45
2:B:120:HIS:HE1	2:B:149:ARG:O	1.99	0.45
4:D:160:THR:HG22	4:D:203:VAL:HA	1.98	0.45
4:D:536:THR:O	4:D:540:GLN:HG2	2.16	0.45
4:D:974:LEU:HB3	4:D:977:LEU:HD23	1.99	0.45
7:G:113:PRO:HB2	7:G:161:SER:HB3	1.98	0.45
8:H:122:PHE:CE2	8:H:126:ILE:HD11	2.52	0.45
8:H:434:GLU:O	8:H:494:ARG:HG3	2.16	0.45
8:H:486:GLU:O	8:H:490:THR:HG23	2.17	0.45
8:H:691:LEU:HD13	8:H:696:HIS:ND1	2.31	0.45
9:I:718:LEU:O	9:I:721:MET:HG2	2.17	0.45
1:J:33:LEU:HD22	1:J:54:MET:SD	2.57	0.45
1:J:369:TRP:HE3	1:J:372:VAL:HG21	1.81	0.45
4:M:59:ARG:HE	4:M:60:ASN:H	1.64	0.45
4:M:325:LEU:HA	4:M:328:VAL:HG22	1.98	0.45
4:M:482:LEU:HG	4:M:508:GLU:HG3	1.99	0.45
4:M:526:ILE:HD11	9:R:60:ARG:NH2	2.32	0.45
4:M:1317:GLY:N	10:S:719:ASN:HD21	2.14	0.45

Continued on next page...

Continued from previous page...

Atom-1	Atom-2	Interatomic distance (Å)	Clash overlap (Å)
5:N:67:LYS:HZ2	5:N:69:PHE:HB2	1.82	0.45
6:O:248:GLY:C	6:O:249:ARG:HD2	2.42	0.45
6:O:322:LEU:HD22	6:O:323:LEU:HD22	1.98	0.45
6:O:358:TRP:CE3	6:O:361:ASN:HB2	2.52	0.45
6:O:539:LEU:O	6:O:545:PRO:HA	2.16	0.45
6:O:840:GLU:N	6:O:840:GLU:OE1	2.50	0.45
8:Q:268:ILE:O	8:Q:272:GLU:HG3	2.16	0.45
8:Q:678:GLU:HB3	8:Q:682:GLN:HE22	1.81	0.45
8:Q:680:LEU:HD11	8:Q:738:HIS:HB2	1.98	0.45
8:Q:700:LYS:HE3	8:Q:701:GLU:HG2	1.98	0.45
9:R:210:SER:CB	9:R:222:ARG:HE	2.30	0.45
9:R:332:TYR:HD2	9:R:346:SER:HG	1.64	0.45
9:R:623:ARG:HA	9:R:626:LEU:HD12	1.97	0.45
10:S:457:ALA:HB1	10:S:517:LEU:HD13	1.99	0.45
10:S:623:PRO:HA	10:S:626:VAL:HB	1.99	0.45
10:S:832:PRO:HA	10:S:836:LYS:HE3	1.99	0.45
11:T:466:GLN:HG2	11:T:527:PRO:HG3	1.99	0.45
11:T:655:GLN:O	11:T:658:THR:OG1	2.24	0.45
12:U:87:PHE:CE1	12:U:91:GLU:HG3	2.52	0.45
12:U:326:CYS:HB3	12:U:335:ALA:HB2	1.97	0.45
1:A:106:ARG:NH1	1:A:148:GLU:OE1	2.49	0.45
1:A:175:VAL:O	1:A:179:VAL:HG23	2.17	0.45
1:A:224:ALA:HA	1:A:227:MET:HG3	1.99	0.45
1:A:331:ASP:O	1:A:334:LEU:HG	2.17	0.45
1:A:466:SER:O	1:A:470:THR:OG1	2.33	0.45
2:B:8:LYS:HB2	2:B:367:ILE:CG2	2.45	0.45
2:B:257:HIS:CG	2:B:258:GLU:N	2.83	0.45
2:B:267:HIS:HB3	2:B:270:ASN:O	2.15	0.45
2:B:270:ASN:OD1	2:B:374:PHE:HE2	2.00	0.45
2:B:296:THR:N	2:B:308:SER:HA	2.30	0.45
4:D:1380:LEU:HB3	6:F:246:PHE:CD1	2.51	0.45
5:E:85:ARG:HB2	5:E:92:LEU:H	1.81	0.45
5:E:192:PHE:HD2	5:E:202:LEU:HB3	1.81	0.45
6:F:387:TRP:CG	6:F:644:LEU:CD1	3.00	0.45
6:F:391:LYS:HD2	6:F:394:GLU:OE1	2.17	0.45
6:F:756:HIS:O	6:F:760:THR:HG23	2.16	0.45
6:F:801:VAL:HG12	6:F:805:TYR:HE2	1.81	0.45
7:G:139:PRO:HG2	7:G:141:GLU:OE2	2.16	0.45
8:H:268:ILE:O	8:H:272:GLU:HG3	2.16	0.45
8:H:624:ALA:O	8:H:628:LYS:HG2	2.17	0.45
9:I:658:LEU:HD23	9:I:661:ARG:HH22	1.82	0.45

Continued on next page...

Continued from previous page...

Atom-1	Atom-2	Interatomic distance (Å)	Clash overlap (Å)
9:I:873:MET:HG2	9:I:885:LEU:HD11	1.99	0.45
1:J:103:ARG:NH1	1:J:148:GLU:OE2	2.50	0.45
1:J:486:SER:HB3	2:K:25:SER:OG	2.16	0.45
1:J:587:GLN:HA	1:J:643:ARG:NH2	2.31	0.45
2:K:8:LYS:HE2	2:K:48:TRP:HZ3	1.82	0.45
3:L:88:GLU:CD	3:L:101:SER:HB3	2.41	0.45
3:L:223:HIS:ND1	3:L:242:THR:O	2.49	0.45
3:L:248:PHE:HA	3:L:269:HIS:O	2.16	0.45
4:M:365:ARG:C	4:M:394:GLN:HB3	2.41	0.45
4:M:545:LEU:HB3	4:M:564:ARG:NH2	2.32	0.45
4:M:619:TYR:CD1	4:M:657:ILE:HG21	2.52	0.45
4:M:646:LEU:HD11	4:M:738:LEU:HB2	1.99	0.45
4:M:679:LEU:O	4:M:682:MET:HB3	2.16	0.45
4:M:883:MET:HE3	4:M:915:GLN:OE1	2.17	0.45
4:M:1195:LEU:HB3	4:M:1202:THR:OG1	2.17	0.45
4:M:1278:THR:HG22	4:M:1280:GLU:HB3	1.99	0.45
4:M:1413:ARG:HB3	4:M:1414:LYS:NZ	2.32	0.45
5:N:150:ARG:HG2	5:N:161:MET:HE1	1.98	0.45
5:N:290:PRO:HB2	5:N:293:ILE:HD11	1.99	0.45
6:O:775:TYR:HB3	6:O:779:PHE:CZ	2.52	0.45
7:P:192:LYS:HB2	7:P:194:TRP:CZ2	2.52	0.45
7:P:223:ILE:HG13	7:P:272:THR:HA	1.98	0.45
8:Q:266:GLU:OE1	8:Q:347:ALA:HA	2.16	0.45
8:Q:502:HIS:CE1	8:Q:525:TRP:NE1	2.85	0.45
8:Q:757:HIS:CD2	8:Q:797:LEU:HB2	2.52	0.45
9:R:278:THR:OG1	9:R:285:ASN:HB2	2.15	0.45
9:R:491:VAL:HG13	9:R:523:GLY:HA2	1.98	0.45
9:R:496:ARG:HB2	9:R:507:LYS:HB3	1.97	0.45
9:R:978:GLU:OE1	9:R:979:ILE:HG13	2.16	0.45
10:S:294:LEU:O	10:S:298:ALA:HB2	2.17	0.45
10:S:552:TRP:O	10:S:556:PHE:HB2	2.17	0.45
10:S:624:VAL:HG23	10:S:625:VAL:N	2.31	0.45
10:S:626:VAL:O	10:S:630:LEU:HG	2.17	0.45
10:S:691:ILE:HG23	10:S:694:ARG:HH21	1.81	0.45
10:S:775:PRO:HB2	10:S:859:ARG:HH11	1.81	0.45
10:S:1594:ASP:HB2	10:S:1599:PHE:HD2	1.81	0.45
11:T:273:GLN:NE2	11:T:379:SER:HB3	2.32	0.45
12:U:442:GLN:HB3	12:U:446:PHE:CE2	2.51	0.45
12:U:445:LEU:O	12:U:449:TYR:HB3	2.15	0.45
1:A:206:ARG:HA	1:A:206:ARG:NE	2.31	0.45
2:B:37:SER:OG	2:B:44:LYS:O	2.34	0.45

Continued on next page...

Continued from previous page...

Atom-1	Atom-2	Interatomic distance (Å)	Clash overlap (Å)
2:B:298:LEU:HD12	2:B:337:ILE:O	2.17	0.45
2:B:372:ARG:HH22	2:B:374:PHE:HD2	1.63	0.45
3:C:194:MET:HB3	3:C:216:MET:HA	1.98	0.45
4:D:228:LEU:HG	4:D:242:LYS:HG2	1.98	0.45
4:D:476:GLN:HG2	4:D:490:LEU:HA	1.98	0.45
4:D:559:MET:HE1	4:D:854:TRP:CD2	2.52	0.45
6:F:297:LEU:HD22	6:F:301:PRO:HG3	1.99	0.45
6:F:334:VAL:HG13	6:F:343:PHE:HE1	1.81	0.45
6:F:343:PHE:O	6:F:680:HIS:HA	2.16	0.45
6:F:358:TRP:CE3	6:F:361:ASN:HB2	2.52	0.45
6:F:871:GLN:HG3	6:F:872:GLN:NE2	2.32	0.45
9:I:84:VAL:HG23	9:I:87:MET:SD	2.57	0.45
9:I:826:LYS:O	9:I:830:LEU:HG	2.17	0.45
9:I:930:PHE:HB2	9:I:965:SER:HA	1.98	0.45
1:J:476:LEU:O	1:J:479:ARG:HD2	2.16	0.45
2:K:107:ASN:OD1	2:K:109:THR:HG22	2.17	0.45
4:M:444:PRO:HA	4:M:469:ARG:HB2	1.98	0.45
4:M:685:GLU:HB3	4:M:870:TRP:CD2	2.52	0.45
4:M:895:VAL:HG23	4:M:909:CYS:HB3	1.98	0.45
4:M:1394:ALA:O	4:M:1397:GLU:HG2	2.16	0.45
5:N:67:LYS:NZ	5:N:69:PHE:HB2	2.32	0.45
7:P:88:GLU:HA	7:P:93:TRP:HA	1.99	0.45
7:P:198:ASP:C	7:P:200:GLN:H	2.25	0.45
8:Q:659:ASP:O	8:Q:663:ILE:HG13	2.16	0.45
8:Q:721:GLN:HG3	8:Q:723:MET:H	1.81	0.45
9:R:87:MET:HB2	9:R:87:MET:HE2	1.44	0.45
10:S:50:PHE:HD1	10:S:142:MET:HE1	1.81	0.45
10:S:399:LEU:C	10:S:400:MET:HE2	2.41	0.45
10:S:1140:LEU:CD1	10:S:1180:ILE:HB	2.45	0.45
10:S:1293:THR:HB	10:S:1343:HIS:CE1	2.51	0.45
10:S:1396:HIS:O	10:S:1399:LEU:HG	2.16	0.45
10:S:1967:ALA:HB2	10:S:2007:ARG:HH12	1.82	0.45
11:T:80:VAL:HG13	11:T:96:VAL:HG13	1.99	0.45
11:T:654:LYS:O	11:T:658:THR:HG23	2.17	0.45
12:U:334:ALA:O	12:U:338:VAL:HG23	2.17	0.45
12:U:790:ALA:HB1	12:U:816:GLU:HG2	1.99	0.45
1:A:279:GLU:HB2	1:A:283:ARG:HH12	1.81	0.45
1:A:302:TRP:HB3	1:A:333:PHE:CG	2.52	0.45
2:B:14:ILE:O	2:B:349:ASN:HB2	2.17	0.45
3:C:114:THR:HG21	3:C:136:ASP:HB3	1.99	0.45
4:D:445:ASP:O	4:D:535:TYR:OH	2.21	0.45

Continued on next page...

Continued from previous page...

Atom-1	Atom-2	Interatomic distance (Å)	Clash overlap (Å)
4:D:1058:HIS:CE1	6:F:910:ARG:CZ	3.00	0.45
4:D:1415:MET:HE2	4:D:1419:PHE:HE2	1.81	0.45
5:E:217:CYS:HB3	5:E:220:ASN:O	2.17	0.45
6:F:256:GLY:C	7:G:271:ILE:HG21	2.42	0.45
6:F:538:HIS:CE1	6:F:556:TYR:CD1	3.03	0.45
6:F:638:TRP:O	6:F:642:GLN:HG2	2.16	0.45
7:G:88:GLU:HB2	7:G:93:TRP:CE2	2.51	0.45
7:G:195:ARG:NH1	7:G:197:GLU:HG2	2.32	0.45
8:H:355:ARG:NH2	8:H:358:LYS:HZ2	2.13	0.45
8:H:436:TRP:CD2	8:H:504:HIS:HD2	2.30	0.45
8:H:577:ILE:HD12	8:H:612:CYS:SG	2.57	0.45
9:I:181:ASN:ND2	9:I:183:LEU:O	2.45	0.45
9:I:658:LEU:HD11	9:I:671:ALA:HB1	1.98	0.45
9:I:845:ASN:O	9:I:848:GLU:HG3	2.17	0.45
1:J:69:ARG:HH21	2:K:246:HIS:CE1	2.35	0.45
4:M:397:LEU:HD21	4:M:400:PHE:CD1	2.51	0.45
4:M:1025:ASP:OD2	4:M:1028:ARG:HG2	2.17	0.45
4:M:1068:ARG:O	4:M:1072:VAL:HG13	2.17	0.45
4:M:1127:CYS:O	4:M:1131:LEU:HG	2.16	0.45
4:M:1324:LEU:HA	4:M:1327:ARG:HG2	1.99	0.45
4:M:1339:LEU:HA	4:M:1339:LEU:HD13	1.67	0.45
6:O:494:VAL:HG12	6:O:498:ILE:CG1	2.45	0.45
8:Q:479:THR:HG23	8:Q:482:SER:H	1.82	0.45
8:Q:745:LEU:O	8:Q:749:GLU:OE1	2.35	0.45
8:Q:809:TYR:HE1	8:Q:852:LEU:HD21	1.82	0.45
8:Q:852:LEU:CG	8:Q:868:LEU:CD1	2.92	0.45
9:R:76:GLN:HG3	9:R:466:ARG:NH2	2.32	0.45
9:R:290:ASP:HB3	9:R:293:SER:OG	2.17	0.45
9:R:745:PRO:HB2	9:R:815:ARG:CZ	2.47	0.45
10:S:390:HIS:CD2	10:S:391:LYS:HD3	2.44	0.45
10:S:908:GLU:O	10:S:911:PHE:N	2.49	0.45
10:S:979:MET:O	10:S:982:ILE:HB	2.17	0.45
10:S:1091:GLN:NE2	10:S:1092:LEU:HG	2.32	0.45
10:S:1258:ASN:O	10:S:1262:GLN:OE1	2.34	0.45
10:S:1349:ARG:HH12	10:S:1429:GLN:HG2	1.82	0.45
10:S:1536:ARG:O	10:S:1539:LEU:HG	2.17	0.45
10:S:1764:GLN:HA	10:S:1767:MET:HE3	1.99	0.45
10:S:1837:GLY:O	10:S:1840:GLN:HG2	2.16	0.45
10:S:1965:GLU:HA	10:S:1968:ASN:ND2	2.31	0.45
11:T:758:ASP:HA	11:T:761:LEU:HG	1.99	0.45
12:U:181:VAL:HG12	12:U:185:TYR:CE2	2.51	0.45

Continued on next page...

Continued from previous page...

Atom-1	Atom-2	Interatomic distance (Å)	Clash overlap (Å)
12:U:218:ASP:OD1	12:U:221:VAL:HB	2.17	0.45
1:A:540:ARG:HH21	1:A:544:ARG:N	2.15	0.45
2:B:31:ASP:O	2:B:49:ALA:HA	2.16	0.45
2:B:137:SER:O	2:B:140:GLU:HG2	2.17	0.45
2:B:347:SER:OG	2:B:363:ASP:OD2	2.35	0.45
3:C:120:LYS:O	3:C:130:LEU:HG	2.17	0.45
3:C:125:HIS:C	4:D:1279:LYS:HE3	2.42	0.45
4:D:829:ARG:HA	4:D:832:PHE:CD2	2.51	0.45
4:D:1140:TRP:HB2	4:D:1176:ILE:HG22	1.97	0.45
5:E:22:VAL:HG23	5:E:36:LEU:HD21	1.98	0.45
6:F:387:TRP:CG	6:F:644:LEU:HD13	2.51	0.45
6:F:577:TYR:CE1	6:F:622:SER:O	2.70	0.45
6:F:759:VAL:HG21	6:F:779:PHE:CE2	2.52	0.45
7:G:157:SER:HB3	7:G:183:VAL:CG2	2.47	0.45
8:H:770:GLN:HE21	8:H:779:HIS:CG	2.35	0.45
8:H:853:HIS:O	8:H:857:HIS:HB2	2.17	0.45
9:I:620:VAL:HG13	9:I:747:HIS:ND1	2.32	0.45
9:I:827:ARG:NH2	5:N:2:LYS:HD3	2.30	0.45
1:J:106:ARG:CZ	1:J:144:TRP:HD1	2.29	0.45
1:J:388:HIS:HA	1:J:391:TYR:OH	2.17	0.45
1:J:552:SER:HA	1:J:590:PHE:CE1	2.52	0.45
2:K:20:ARG:H	2:K:33:PHE:HA	1.81	0.45
4:M:633:CYS:HB3	5:N:165:ARG:HH12	1.82	0.45
4:M:656:ASN:HB3	4:M:659:GLU:HB2	1.99	0.45
4:M:909:CYS:HA	4:M:912:MET:HE2	1.99	0.45
4:M:911:PHE:HE2	4:M:943:LEU:HD13	1.81	0.45
5:N:222:LEU:HD12	5:N:237:MET:O	2.17	0.45
6:O:500:GLU:OE1	6:O:503:LEU:HD13	2.17	0.45
6:O:610:GLU:HG3	6:O:612:GLN:H	1.82	0.45
7:P:269:TRP:HA	7:P:275:ILE:O	2.17	0.45
8:Q:445:LYS:HD2	8:Q:445:LYS:N	2.32	0.45
8:Q:501:GLU:HB2	8:Q:504:HIS:ND1	2.32	0.45
8:Q:863:LYS:O	8:Q:867:ARG:CG	2.61	0.45
9:R:643:HIS:NE2	9:R:654:ILE:HG13	2.32	0.45
10:S:273:MET:SD	10:S:385:PHE:HA	2.57	0.45
10:S:352:ALA:HB1	10:S:356:MET:HE3	1.99	0.45
10:S:379:PHE:O	10:S:385:PHE:HD2	1.99	0.45
10:S:540:GLU:OE2	10:S:541:ASN:ND2	2.50	0.45
10:S:740:VAL:O	10:S:743:ARG:N	2.50	0.45
10:S:1178:ARG:HG3	10:S:1180:ILE:HG22	1.98	0.45
10:S:1796:GLN:O	10:S:1798:SER:N	2.39	0.45

Continued on next page...

Continued from previous page...

Atom-1	Atom-2	Interatomic distance (Å)	Clash overlap (Å)
11:T:700:TYR:OH	11:T:818:HIS:HA	2.16	0.45
11:T:920:ILE:O	11:T:924:LEU:HG	2.17	0.45
12:U:476:ALA:O	12:U:479:PHE:HB3	2.16	0.45
12:U:528:ASN:HB3	12:U:531:ARG:HB3	1.98	0.45
12:U:642:LEU:O	12:U:646:LEU:HG	2.16	0.45
2:B:195:TRP:HB3	2:B:200:GLN:NE2	2.30	0.45
3:C:138:VAL:HG12	3:C:140:ARG:HH11	1.82	0.45
4:D:629:GLU:HG2	4:D:772:TYR:CE2	2.52	0.45
6:F:765:ALA:HA	6:F:768:VAL:HG12	1.99	0.45
9:I:107:GLY:HA2	9:I:447:CYS:SG	2.57	0.45
9:I:464:VAL:HB	9:I:465:ALA:H	1.61	0.45
1:J:63:ILE:HD12	1:J:72:PHE:HD2	1.81	0.45
1:J:107:SER:O	1:J:110:ARG:NH1	2.50	0.45
1:J:355:ILE:HD12	1:J:385:PHE:CD1	2.52	0.45
2:K:194:LEU:O	2:K:205:THR:HB	2.16	0.45
2:K:334:GLN:OE1	2:K:334:GLN:N	2.46	0.45
4:M:228:LEU:HD22	4:M:242:LYS:HG2	1.99	0.45
4:M:649:LEU:O	4:M:653:ASP:HB2	2.17	0.45
4:M:840:PHE:CE1	4:M:850:ARG:HD3	2.52	0.45
5:N:150:ARG:HD3	5:N:152:TRP:HZ2	1.82	0.45
6:O:494:VAL:HA	6:O:497:TYR:CD2	2.52	0.45
6:O:809:ILE:HD12	6:O:812:LEU:HD23	1.99	0.45
7:P:288:TRP:CE2	7:P:298:CYS:HB2	2.53	0.45
9:R:618:MET:CE	9:R:748:VAL:H	2.30	0.45
9:R:1029:GLU:HG2	9:R:1088:VAL:HG22	1.99	0.45
10:S:410:ARG:HA	10:S:413:GLU:HG3	1.98	0.45
10:S:805:HIS:CE1	10:S:810:SER:HA	2.52	0.45
10:S:1487:GLY:C	10:S:1492:ARG:HH11	2.25	0.45
10:S:1538:LEU:O	10:S:1543:PRO:HB3	2.17	0.45
11:T:308:ASP:OD1	11:T:309:ARG:N	2.50	0.45
12:U:145:LEU:O	12:U:148:LEU:HG	2.17	0.45
12:U:516:GLN:OE1	12:U:525:ARG:HD2	2.17	0.45
1:A:525:SER:O	1:A:528:LEU:HG	2.17	0.44
3:C:47:TRP:CD1	3:C:47:TRP:H	2.34	0.44
4:D:263:MET:HE2	4:D:263:MET:HA	1.98	0.44
4:D:494:TRP:HZ2	4:D:781:LEU:HD13	1.82	0.44
4:D:1055:VAL:O	4:D:1057:LEU:HG	2.18	0.44
4:D:1302:ASN:HB2	4:D:1304:LEU:CD1	2.47	0.44
4:D:1329:LYS:HE2	4:D:1329:LYS:HB3	1.88	0.44
5:E:17:ASP:HA	5:E:317:ARG:CZ	2.47	0.44
6:F:251:PHE:CD1	7:G:304:LYS:HG2	2.52	0.44

Continued on next page...

Continued from previous page...

Atom-1	Atom-2	Interatomic distance (Å)	Clash overlap (Å)
6:F:571:CYS:HB3	6:F:583:PHE:CZ	2.53	0.44
6:F:650:SER:O	6:F:654:GLN:HG3	2.16	0.44
6:F:916:TYR:CE2	11:T:993:ILE:HG12	2.52	0.44
8:H:276:PHE:HD2	8:H:344:LEU:HD21	1.82	0.44
8:H:355:ARG:HH22	8:H:359:ARG:HH21	1.63	0.44
8:H:533:LEU:HD22	8:H:541:MET:HE1	1.99	0.44
8:H:660:ARG:NH2	8:H:664:ASP:OD2	2.50	0.44
8:H:710:SER:O	8:H:714:ILE:HG13	2.18	0.44
9:I:627:SER:HB2	9:I:736:TYR:CG	2.52	0.44
9:I:823:TYR:HA	9:I:826:LYS:HG2	1.98	0.44
9:I:1110:LEU:HD12	9:I:1119:LYS:HZ3	1.83	0.44
1:J:1:MET:HE3	1:J:359:ILE:HG13	2.00	0.44
1:J:487:TRP:CG	1:J:490:ARG:NH2	2.86	0.44
2:K:18:ARG:NE	2:K:82:GLN:OE1	2.50	0.44
4:M:1015:GLN:CD	4:M:1015:GLN:N	2.75	0.44
4:M:1097:GLY:O	4:M:1127:CYS:HB3	2.17	0.44
4:M:1180:ARG:HA	4:M:1183:GLU:OE1	2.17	0.44
4:M:1194:THR:HA	4:M:1197:LYS:CE	2.47	0.44
4:M:1247:CYS:CB	4:M:1251:ARG:HH21	2.30	0.44
5:N:146:ASP:O	5:N:148:THR:HG23	2.17	0.44
6:O:256:GLY:C	6:O:260:THR:HB	2.42	0.44
7:P:189:ASN:OD1	7:P:213:TRP:HD1	2.00	0.44
8:Q:880:TYR:O	8:Q:880:TYR:CG	2.70	0.44
9:R:818:ILE:HD13	9:R:821:MET:CE	2.46	0.44
10:S:328:THR:HA	10:S:365:VAL:HG21	1.99	0.44
10:S:379:PHE:CE1	10:S:385:PHE:HB3	2.52	0.44
10:S:1229:LEU:HA	10:S:1232:ARG:NE	2.31	0.44
10:S:1753:GLN:NE2	10:S:1891:LEU:HB2	2.32	0.44
10:S:1757:SER:OG	10:S:1895:ILE:HD11	2.17	0.44
11:T:508:LEU:HG	11:T:512:ILE:HD11	1.99	0.44
1:A:48:ALA:HA	3:C:9:ALA:O	2.17	0.44
1:A:517:LEU:CD1	1:A:540:ARG:HD3	2.47	0.44
6:F:382:LEU:HD12	6:F:601:CYS:HG	1.76	0.44
6:F:494:VAL:HA	6:F:497:TYR:CD2	2.52	0.44
6:F:723:GLN:HG3	6:F:724:TRP:N	2.33	0.44
6:F:841:LEU:HD22	8:Q:472:GLU:HG2	1.98	0.44
7:G:211:SER:H	7:G:238:ARG:NH2	2.13	0.44
9:I:683:GLU:HA	9:I:686:PHE:CE2	2.52	0.44
9:I:693:GLU:OE2	9:I:714:VAL:HG21	2.18	0.44
9:I:855:ILE:O	9:I:859:ILE:HG12	2.17	0.44
1:J:639:ARG:NH2	4:M:1088:ILE:O	2.50	0.44

Continued on next page...

Continued from previous page...

Atom-1	Atom-2	Interatomic distance (Å)	Clash overlap (Å)
4:M:310:MET:HE1	4:M:319:LEU:HD12	1.98	0.44
4:M:777:GLY:HA2	4:M:819:ILE:HD11	1.99	0.44
4:M:1325:ILE:O	4:M:1329:LYS:HG2	2.17	0.44
4:M:1347:GLU:O	4:M:1350:ALA:HB3	2.17	0.44
5:N:103:LYS:NZ	5:N:121:GLU:HA	2.33	0.44
6:O:391:LYS:HD2	6:O:394:GLU:OE1	2.17	0.44
6:O:685:HIS:ND1	6:O:686:VAL:N	2.59	0.44
7:P:39:ILE:H	7:P:49:LEU:HD11	1.81	0.44
7:P:65:TRP:HA	7:P:73:ILE:O	2.17	0.44
7:P:74:LEU:HG	7:P:93:TRP:CH2	2.51	0.44
8:Q:126:ILE:HD12	12:U:160:GLN:HG2	2.00	0.44
8:Q:165:LEU:HD23	8:Q:547:PHE:CE1	2.53	0.44
8:Q:355:ARG:HH22	8:Q:359:ARG:HH21	1.63	0.44
8:Q:627:THR:O	8:Q:631:VAL:HG23	2.16	0.44
8:Q:812:LEU:HD23	8:Q:812:LEU:HA	1.81	0.44
10:S:386:ILE:H	10:S:386:ILE:HD12	1.82	0.44
10:S:502:LEU:HB3	10:S:547:GLY:O	2.17	0.44
10:S:813:LEU:O	10:S:817:LEU:HG	2.16	0.44
11:T:252:LEU:O	11:T:253:ARG:NH1	2.47	0.44
12:U:209:CYS:HA	12:U:212:ALA:HB3	1.97	0.44
12:U:411:THR:O	12:U:414:TYR:HB3	2.17	0.44
12:U:811:ARG:HE	12:U:814:GLN:HE21	1.64	0.44
1:A:36:GLU:O	3:C:15:ILE:HD11	2.16	0.44
1:A:68:LEU:O	1:A:72:PHE:HD2	2.00	0.44
1:A:97:GLN:HG3	1:A:100:GLN:HE22	1.82	0.44
1:A:106:ARG:CZ	1:A:144:TRP:CD1	3.01	0.44
1:A:227:MET:HB3	1:A:278:MET:SD	2.57	0.44
1:A:356:HIS:O	1:A:360:LYS:HG3	2.16	0.44
1:A:434:LYS:HD3	1:A:467:ILE:HD11	1.98	0.44
2:B:186:VAL:HG11	2:B:232:THR:OG1	2.17	0.44
3:C:22:PHE:HB3	3:C:67:HIS:CE1	2.52	0.44
3:C:296:SER:HA	3:C:301:THR:O	2.17	0.44
4:D:1353:VAL:HA	4:D:1356:TYR:CD2	2.52	0.44
5:E:236:GLU:HB3	5:E:239:ARG:NH2	2.33	0.44
6:F:295:LYS:HD2	7:G:11:SER:N	2.32	0.44
6:F:531:TRP:CE2	6:F:599:ASP:OD2	2.71	0.44
6:F:574:LEU:HB3	6:F:578:LEU:HD23	2.00	0.44
7:G:18:ASP:HB2	7:G:31:CYS:SG	2.57	0.44
7:G:100:THR:HG22	7:G:101:GLY:N	2.32	0.44
9:I:943:MET:HE1	9:I:946:ARG:HH22	1.82	0.44
1:J:567:ALA:HB1	1:J:571:PHE:HB2	1.99	0.44

Continued on next page...

Continued from previous page...

Atom-1	Atom-2	Interatomic distance (Å)	Clash overlap (Å)
1:J:580:LEU:O	1:J:583:LEU:HB2	2.17	0.44
3:L:25:ARG:HB3	3:L:26:ARG:NH2	2.25	0.44
4:M:79:TYR:HE2	4:M:158:ASN:ND2	2.15	0.44
4:M:682:MET:SD	4:M:725:ARG:NH2	2.90	0.44
6:O:681:ILE:O	6:O:687:ARG:HD3	2.18	0.44
6:O:815:ILE:HD12	6:O:828:LEU:HD22	1.98	0.44
7:P:181:ARG:HH11	7:P:181:ARG:HG3	1.83	0.44
7:P:198:ASP:HB2	7:P:202:LYS:HE3	1.99	0.44
7:P:242:TRP:CZ3	7:P:254:PRO:HD3	2.52	0.44
8:Q:610:GLN:NE2	8:Q:611:ARG:HG2	2.33	0.44
9:R:126:SER:H	9:R:129:LYS:NZ	2.15	0.44
9:R:343:VAL:HA	9:R:364:THR:HA	1.99	0.44
9:R:580:SER:O	9:R:640:LYS:HD2	2.16	0.44
9:R:685:ILE:HA	9:R:688:CYS:HB2	1.99	0.44
10:S:136:TRP:CH2	10:S:221:ILE:HG12	2.52	0.44
10:S:435:ASP:HA	10:S:438:HIS:ND1	2.32	0.44
10:S:1666:LEU:HD21	10:S:1747:ASP:OD2	2.16	0.44
12:U:31:ARG:HH22	12:U:35:GLU:HG3	1.82	0.44
12:U:640:LEU:O	12:U:643:THR:HG22	2.17	0.44
12:U:660:ASN:HA	12:U:663:ARG:HG2	1.99	0.44
1:A:207:MET:HB2	1:A:235:LEU:HB3	1.99	0.44
1:A:446:LYS:HE2	1:A:447:LYS:HZ3	1.83	0.44
2:B:6:ALA:HA	2:B:62:TYR:CZ	2.52	0.44
4:D:259:GLN:N	4:D:265:ARG:HH21	2.15	0.44
4:D:1180:ARG:CZ	4:D:1183:GLU:HG3	2.47	0.44
8:H:534:LEU:C	8:H:570:ARG:NH1	2.76	0.44
9:I:524:ALA:HB1	9:I:600:PHE:HE1	1.82	0.44
1:J:478:ASN:HB2	1:J:480:ARG:HG2	1.99	0.44
1:J:545:MET:HE1	1:J:557:LEU:HB3	1.99	0.44
1:J:545:MET:CE	1:J:554:ALA:HA	2.47	0.44
1:J:627:ASN:O	1:J:631:GLU:OE1	2.35	0.44
1:J:653:GLU:HG3	4:M:1044:SER:HB2	1.98	0.44
3:L:222:VAL:HA	3:L:242:THR:CG2	2.45	0.44
4:M:163:ARG:NH2	4:M:200:ASN:OD1	2.50	0.44
4:M:220:TRP:CE2	4:M:228:LEU:HB2	2.53	0.44
4:M:229:PHE:O	4:M:240:VAL:HA	2.18	0.44
4:M:529:GLU:OE2	9:R:76:GLN:NE2	2.50	0.44
4:M:911:PHE:CZ	4:M:933:ALA:HB1	2.53	0.44
4:M:944:GLU:HA	4:M:947:ILE:HG12	1.99	0.44
4:M:1228:ILE:HG23	4:M:1298:TYR:OH	2.17	0.44
5:N:147:HIS:ND1	5:N:164:LEU:O	2.51	0.44

Continued on next page...

Continued from previous page...

Atom-1	Atom-2	Interatomic distance (Å)	Clash overlap (Å)
6:O:259:TRP:CZ2	7:P:274:ASN:N	2.85	0.44
8:Q:493:LYS:HA	8:Q:496:LEU:HB2	1.99	0.44
8:Q:558:GLU:HA	8:Q:561:VAL:HG22	2.00	0.44
8:Q:621:LEU:HD12	8:Q:621:LEU:HA	1.79	0.44
8:Q:718:TRP:NE1	8:Q:724:ASP:HA	2.32	0.44
9:R:504:ASP:OD1	9:R:508:HIS:NE2	2.50	0.44
9:R:860:CYS:O	9:R:864:ASP:HA	2.17	0.44
9:R:1051:GLU:OE2	9:R:1104:PRO:HD3	2.18	0.44
10:S:1131:SER:HB3	10:S:1135:ARG:NH1	2.26	0.44
10:S:1190:SER:HB3	10:S:1192:GLU:HG2	2.00	0.44
10:S:1387:PHE:CE2	10:S:1457:VAL:HG11	2.53	0.44
10:S:1828:TYR:HA	10:S:1831:ILE:CG2	2.48	0.44
11:T:945:VAL:O	11:T:948:GLN:HB2	2.17	0.44
11:T:949:GLU:OE2	11:T:990:ARG:NH1	2.51	0.44
12:U:88:GLU:HB2	12:U:91:GLU:C	2.43	0.44
1:A:10:GLU:CD	3:C:326:VAL:HG22	2.42	0.44
1:A:69:ARG:HH22	2:B:244:VAL:HA	1.82	0.44
1:A:115:GLU:O	1:A:118:THR:OG1	2.18	0.44
3:C:21:ASP:HA	3:C:65:TRP:CE3	2.53	0.44
3:C:122:ALA:HB1	3:C:126:MET:SD	2.58	0.44
3:C:187:ASP:O	3:C:221:PRO:HB3	2.17	0.44
3:C:277:HIS:HA	3:C:303:ARG:NH2	2.30	0.44
3:C:308:ASN:ND2	3:C:310:MET:H	2.16	0.44
4:D:615:MET:HE3	4:D:619:TYR:CE2	2.53	0.44
4:D:651:ALA:HA	11:T:557:GLY:HA2	2.00	0.44
5:E:91:PRO:HD2	5:E:110:ASP:O	2.17	0.44
6:F:324:PRO:O	6:F:328:GLU:HG2	2.16	0.44
6:F:568:PRO:C	6:F:587:ASP:H	2.23	0.44
7:G:195:ARG:C	7:G:201:TRP:CE3	2.96	0.44
8:H:177:ILE:HG23	8:H:181:LYS:NZ	2.32	0.44
9:I:1077:ILE:HD13	9:I:1131:ASN:OD1	2.16	0.44
4:M:1073:ASP:HB2	4:M:1151:GLU:HB3	1.99	0.44
4:M:1285:ASP:HA	4:M:1288:TRP:CD1	2.53	0.44
5:N:38:TYR:CZ	5:N:45:VAL:HB	2.51	0.44
5:N:123:HIS:HD2	5:N:150:ARG:HD2	1.82	0.44
6:O:343:PHE:CG	6:O:679:LEU:HB2	2.52	0.44
7:P:67:HIS:CG	7:P:68:PRO:HD2	2.52	0.44
8:Q:416:ARG:NH2	8:Q:432:VAL:HB	2.24	0.44
8:Q:451:LEU:O	8:Q:455:GLU:OE1	2.35	0.44
8:Q:576:GLN:HG3	8:Q:579:LEU:HG	1.99	0.44
8:Q:603:ILE:HG23	8:Q:608:GLN:HG2	1.99	0.44

Continued on next page...

Continued from previous page...

Atom-1	Atom-2	Interatomic distance (Å)	Clash overlap (Å)
8:Q:749:GLU:HA	8:Q:752:ASN:ND2	2.33	0.44
9:R:61:VAL:HB	9:R:76:GLN:NE2	2.31	0.44
9:R:246:ILE:H	9:R:259:PRO:HG2	1.80	0.44
9:R:572:GLU:H	9:R:668:ASN:HB3	1.82	0.44
9:R:1014:GLN:NE2	9:R:1018:LEU:HD21	2.33	0.44
10:S:273:MET:HE1	10:S:388:ARG:HB2	1.98	0.44
10:S:531:LEU:C	10:S:552:TRP:HZ3	2.25	0.44
10:S:862:ASP:HA	10:S:865:ARG:HD2	2.00	0.44
12:U:21:GLU:O	12:U:28:HIS:NE2	2.51	0.44
12:U:34:GLN:O	12:U:37:GLN:HB2	2.18	0.44
12:U:359:ASN:O	12:U:362:ARG:NH1	2.49	0.44
12:U:580:GLU:OE1	12:U:583:MET:HE1	2.18	0.44
1:A:237:LYS:HB3	1:A:259:TRP:CD1	2.53	0.44
1:A:348:LEU:O	1:A:351:PHE:N	2.51	0.44
1:A:400:LEU:O	1:A:404:TYR:HB2	2.18	0.44
2:B:17:THR:N	2:B:350:SER:OG	2.50	0.44
2:B:35:THR:O	2:B:45:VAL:HA	2.17	0.44
3:C:67:HIS:O	3:C:70:PHE:HB2	2.16	0.44
3:C:120:LYS:HD2	3:C:121:PHE:O	2.17	0.44
3:C:236:HIS:ND1	3:C:237:ILE:N	2.66	0.44
3:C:253:LEU:HD12	3:C:254:ARG:N	2.32	0.44
4:D:432:ALA:N	11:T:110:ASP:O	2.51	0.44
4:D:1312:LYS:O	4:D:1316:HIS:ND1	2.51	0.44
5:E:207:VAL:HG22	5:E:243:PRO:HG2	1.99	0.44
6:F:255:TRP:CD2	7:G:270:SER:HB2	2.52	0.44
6:F:651:GLY:HA2	6:F:654:GLN:OE1	2.18	0.44
6:F:834:SER:O	6:F:837:LYS:N	2.44	0.44
7:G:65:TRP:HA	7:G:73:ILE:O	2.17	0.44
8:H:718:TRP:CD2	8:H:727:LEU:HG	2.52	0.44
8:H:755:PHE:HA	8:H:758:ILE:HG12	1.98	0.44
9:I:767:HIS:CD2	9:I:789:LEU:HD21	2.52	0.44
9:I:931:GLU:HB2	9:I:932:LYS:HZ2	1.82	0.44
9:I:1076:PRO:HB2	9:I:1131:ASN:OD1	2.17	0.44
1:J:196:ASP:OD1	1:J:298:LEU:HD11	2.17	0.44
2:K:240:CYS:HA	2:K:252:SER:O	2.17	0.44
3:L:228:ALA:N	3:L:236:HIS:CE1	2.86	0.44
4:M:242:LYS:HB2	4:M:253:THR:OG1	2.18	0.44
4:M:1143:GLN:HG3	4:M:1175:GLU:H	1.82	0.44
5:N:22:VAL:HG23	5:N:38:TYR:HB3	1.98	0.44
6:O:571:CYS:HB3	6:O:583:PHE:CZ	2.52	0.44
6:O:800:LYS:HA	6:O:803:LEU:HB3	1.98	0.44

Continued on next page...

Continued from previous page...

Atom-1	Atom-2	Interatomic distance (Å)	Clash overlap (Å)
8:Q:151:LEU:HD23	8:Q:154:PHE:CD2	2.53	0.44
8:Q:364:TRP:CH2	8:Q:365:ARG:HD2	2.52	0.44
8:Q:606:PRO:O	8:Q:610:GLN:HG3	2.17	0.44
9:R:642:HIS:HA	9:R:645:LYS:HE2	1.99	0.44
9:R:1044:ASP:N	9:R:1047:GLU:OE1	2.51	0.44
10:S:937:ASP:HB3	10:S:940:VAL:HG23	1.98	0.44
10:S:942:GLN:O	10:S:945:MET:HG2	2.17	0.44
10:S:1341:THR:HG21	10:S:1423:SER:CA	2.46	0.44
10:S:1578:ILE:HB	10:S:1643:GLN:HB3	2.00	0.44
11:T:159:VAL:HG11	11:T:223:VAL:HG11	2.00	0.44
11:T:722:MET:HE3	11:T:817:ASP:OD1	2.18	0.44
12:U:210:THR:HG22	12:U:214:GLU:OE2	2.18	0.44
1:A:8:PRO:HA	3:C:316:ILE:C	2.43	0.44
1:A:72:PHE:O	1:A:75:SER:OG	2.29	0.44
1:A:95:LYS:HE2	1:A:153:GLU:HA	1.99	0.44
3:C:65:TRP:HA	3:C:74:LEU:HG	1.99	0.44
3:C:112:SER:C	3:C:113:ARG:HD3	2.43	0.44
4:D:344:LEU:HD23	4:D:359:VAL:HG13	1.98	0.44
4:D:996:GLN:O	4:D:999:LEU:HG	2.17	0.44
6:F:576:PRO:CD	6:F:624:ALA:CB	2.94	0.44
6:F:612:GLN:OE1	12:U:186:ALA:C	2.60	0.44
8:H:629:THR:HA	8:H:632:GLU:CD	2.43	0.44
8:H:730:GLU:HG2	8:H:731:ASP:N	2.33	0.44
8:H:820:MET:O	8:H:837:MET:HE3	2.18	0.44
9:I:652:SER:HB2	9:I:692:LYS:NZ	2.33	0.44
9:I:690:VAL:O	9:I:694:GLU:OE1	2.36	0.44
9:I:822:GLU:HA	9:I:825:GLN:CD	2.43	0.44
1:J:641:LEU:O	1:J:645:ILE:HG12	2.18	0.44
2:K:286:TRP:HE1	2:K:337:ILE:HG23	1.82	0.44
2:K:358:LEU:HB3	2:K:370:THR:OG1	2.18	0.44
3:L:303:ARG:HD2	3:L:318:VAL:HG22	2.00	0.44
4:M:850:ARG:HH21	4:M:853:ASN:HB2	1.82	0.44
4:M:1112:ARG:HH22	4:M:1204:ALA:HA	1.82	0.44
4:M:1402:GLN:HG3	4:M:1405:GLN:NE2	2.33	0.44
8:Q:532:LEU:HD23	8:Q:532:LEU:H	1.82	0.44
8:Q:581:ALA:HB3	8:Q:619:ALA:HB3	1.99	0.44
8:Q:589:GLN:O	8:Q:593:ILE:HG12	2.18	0.44
9:R:613:CYS:C	9:R:619:LEU:HD12	2.43	0.44
9:R:689:LEU:HD12	9:R:714:VAL:HG13	1.99	0.44
10:S:628:LEU:O	10:S:632:GLN:HG2	2.18	0.44
10:S:808:ASN:ND2	10:S:872:ILE:O	2.42	0.44

Continued on next page...

Continued from previous page...

Atom-1	Atom-2	Interatomic distance (Å)	Clash overlap (Å)
10:S:1320:ILE:HD11	10:S:1329:LEU:CD1	2.44	0.44
10:S:1400:ARG:CZ	10:S:1468:ILE:HG13	2.47	0.44
10:S:1668:SER:HA	10:S:1671:GLU:OE1	2.17	0.44
11:T:512:ILE:HG13	11:T:543:LEU:HD11	1.99	0.44
12:U:310:GLN:HB2	12:U:385:ASP:HB2	2.00	0.44
12:U:584:LEU:O	12:U:599:ILE:HG12	2.18	0.44
1:A:52:PRO:O	3:C:47:TRP:NE1	2.51	0.44
1:A:480:ARG:HH11	2:B:86:LYS:CE	2.30	0.44
4:D:402:PHE:HA	4:D:408:ASN:O	2.18	0.44
4:D:749:GLY:HA3	11:T:364:ARG:NE	2.33	0.44
4:D:813:THR:HG21	4:D:821:GLU:OE1	2.18	0.44
4:D:910:HIS:CB	4:D:933:ALA:HB2	2.46	0.44
5:E:14:ASP:HA	5:E:318:LYS:HD3	1.99	0.44
6:F:575:PRO:CG	6:F:597:GLN:OE1	2.56	0.44
6:F:805:TYR:O	6:F:809:ILE:HG13	2.18	0.44
6:F:924:SER:HA	11:T:982:ARG:HH21	1.82	0.44
8:H:232:PHE:CG	8:H:232:PHE:O	2.70	0.44
8:H:548:PHE:O	8:H:553:LEU:N	2.48	0.44
9:I:143:SER:HB2	9:I:145:TRP:CZ2	2.53	0.44
1:J:94:ARG:O	1:J:98:LEU:HG	2.18	0.44
1:J:480:ARG:HH21	3:L:98:ARG:HH22	1.66	0.44
1:J:587:GLN:OE1	1:J:643:ARG:NH2	2.49	0.44
1:J:594:GLN:HA	1:J:597:GLU:CD	2.43	0.44
2:K:183:ILE:HG23	2:K:197:LEU:HD11	1.99	0.44
3:L:106:ARG:CZ	3:L:150:LEU:HB2	2.48	0.44
4:M:810:ARG:NH2	4:M:825:GLU:OE1	2.51	0.44
4:M:937:VAL:HG11	4:M:961:TYR:OH	2.18	0.44
4:M:1070:ARG:HD3	4:M:1148:ALA:O	2.18	0.44
4:M:1300:SER:C	4:M:1302:ASN:H	2.26	0.44
4:M:1351:GLU:O	4:M:1355:GLU:OE1	2.36	0.44
6:O:353:HIS:NE2	6:O:389:GLN:O	2.51	0.44
6:O:528:GLN:NE2	6:O:533:ARG:HH12	2.16	0.44
6:O:843:GLN:CB	6:O:853:GLN:HB2	2.47	0.44
8:Q:628:LYS:O	8:Q:632:GLU:OE1	2.36	0.44
8:Q:629:THR:HA	8:Q:632:GLU:OE2	2.17	0.44
8:Q:745:LEU:O	8:Q:748:HIS:HB3	2.17	0.44
9:R:222:ARG:NE	9:R:234:ARG:HH21	2.16	0.44
9:R:916:HIS:NE2	9:R:918:HIS:HB3	2.32	0.44
10:S:457:ALA:HA	10:S:460:TYR:CD2	2.51	0.44
10:S:704:PHE:O	10:S:707:LEU:HB3	2.18	0.44
10:S:767:TYR:HE1	10:S:852:LEU:HD13	1.83	0.44

Continued on next page...

Continued from previous page...

Atom-1	Atom-2	Interatomic distance (Å)	Clash overlap (Å)
10:S:837:LYS:HA	10:S:840:GLU:OE1	2.18	0.44
10:S:837:LYS:HA	10:S:840:GLU:CD	2.43	0.44
10:S:952:LEU:O	10:S:955:GLU:HG2	2.18	0.44
10:S:1281:LEU:HG	10:S:1285:ARG:HH12	1.82	0.44
10:S:1334:ALA:HB1	10:S:1419:HIS:HB2	2.00	0.44
10:S:1730:LEU:HD22	10:S:1748:MET:HG2	2.00	0.44
11:T:204:ALA:O	11:T:209:ARG:N	2.51	0.44
11:T:692:TYR:HD1	11:T:781:ILE:HA	1.81	0.44
12:U:363:ARG:HH21	12:U:397:ARG:HG3	1.83	0.44
12:U:502:LEU:O	12:U:503:LEU:HB2	2.18	0.44
1:A:426:PRO:HB2	1:A:430:ARG:HH11	1.83	0.44
1:A:500:ILE:HG22	1:A:504:PHE:CE1	2.52	0.44
2:B:79:MET:HE1	2:B:94:SER:N	2.32	0.44
2:B:244:VAL:HG13	2:B:247:GLY:N	2.33	0.44
4:D:606:ILE:HD12	4:D:678:LEU:CD2	2.48	0.44
4:D:819:ILE:HG21	4:D:890:GLN:HG2	1.99	0.44
4:D:973:GLY:N	5:E:275:LYS:HZ1	2.16	0.44
5:E:11:TYR:HB2	5:E:321:PHE:CD2	2.53	0.44
6:F:428:GLU:OE2	6:F:528:GLN:NE2	2.51	0.44
6:F:438:ILE:HG12	6:F:502:ARG:CD	2.48	0.44
6:F:725:ILE:O	6:F:729:LYS:HG2	2.18	0.44
6:F:789:CYS:HG	6:F:795:TRP:HD1	1.61	0.44
8:H:621:LEU:HB3	8:H:626:ILE:HD11	2.00	0.44
8:H:662:LYS:O	8:H:665:VAL:HG12	2.17	0.44
8:H:813:LEU:HD21	8:H:871:ILE:HG23	1.99	0.44
9:I:774:TYR:CE1	9:I:782:ARG:HB3	2.53	0.44
2:K:264:VAL:HG22	2:K:276:THR:HG23	1.98	0.44
3:L:283:ARG:NH1	3:L:294:ALA:O	2.51	0.44
3:L:287:ASN:C	3:L:290:GLY:H	2.26	0.44
4:M:1026:THR:HA	4:M:1029:GLN:HB2	1.99	0.44
6:O:244:GLY:H	6:O:247:MET:HE1	1.83	0.44
6:O:482:ILE:CG2	6:O:510:SER:HB3	2.48	0.44
6:O:776:LEU:O	6:O:780:LEU:HD23	2.18	0.44
7:P:131:ILE:HG22	7:P:143:LYS:HB2	1.99	0.44
8:Q:276:PHE:HD2	8:Q:344:LEU:HD21	1.82	0.44
8:Q:301:MET:HE2	12:U:111:LEU:HD13	2.00	0.44
8:Q:318:ALA:HA	8:Q:321:ARG:CZ	2.47	0.44
8:Q:494:ARG:O	8:Q:497:GLU:HG2	2.18	0.44
9:R:576:PHE:HB2	9:R:669:LEU:HG	1.99	0.44
9:R:780:GLY:O	9:R:784:ILE:HG13	2.18	0.44
9:R:803:GLN:HB3	9:R:819:LEU:HD21	1.99	0.44

Continued on next page...

Continued from previous page...

Atom-1	Atom-2	Interatomic distance (Å)	Clash overlap (Å)
9:R:1060:LYS:HA	9:R:1063:LYS:HD3	1.99	0.44
10:S:306:TYR:O	10:S:310:ILE:HD12	2.18	0.44
10:S:499:SER:HA	10:S:510:TYR:OH	2.17	0.44
10:S:1306:GLN:C	10:S:1310:ARG:HE	2.22	0.44
10:S:1913:HIS:N	10:S:2010:ARG:HH12	2.16	0.44
10:S:1995:ILE:HG13	10:S:1996:GLN:H	1.82	0.44
12:U:615:SER:O	12:U:618:GLU:HG3	2.18	0.44
1:A:50:ARG:HA	3:C:9:ALA:HA	2.00	0.43
1:A:305:PHE:HE2	1:A:332:MET:HB2	1.83	0.43
2:B:6:ALA:HA	2:B:62:TYR:CE2	2.53	0.43
4:D:228:LEU:HD21	4:D:242:LYS:HE2	2.00	0.43
4:D:1239:THR:HG22	4:D:1308:CYS:SG	2.57	0.43
4:D:1332:ASP:OD1	4:D:1332:ASP:N	2.51	0.43
6:F:384:GLU:OE1	6:F:388:GLY:HA3	2.18	0.43
7:G:156:VAL:HA	7:G:184:SER:CB	2.48	0.43
8:H:206:GLN:CB	8:H:503:TYR:HD2	2.30	0.43
8:H:299:ARG:HH12	8:H:310:LEU:HB2	1.83	0.43
8:H:851:LEU:O	8:H:855:VAL:HG23	2.18	0.43
9:I:197:SER:OG	9:I:246:ILE:HG12	2.18	0.43
9:I:576:PHE:CZ	11:T:643:VAL:N	2.82	0.43
9:I:951:LYS:HE3	9:I:955:LEU:HD11	2.00	0.43
9:I:1100:LYS:CB	9:I:1136:MET:HG2	2.48	0.43
1:J:116:MET:HA	1:J:119:LEU:HD12	1.99	0.43
1:J:390:LEU:HD12	1:J:393:GLY:O	2.18	0.43
1:J:489:ILE:CG2	2:K:27:LEU:H	2.31	0.43
3:L:224:ASP:OD2	3:L:284:VAL:N	2.38	0.43
4:M:79:TYR:HE2	4:M:158:ASN:HD22	1.65	0.43
4:M:376:CYS:HB2	4:M:382:TYR:CE2	2.53	0.43
4:M:921:GLY:HA3	5:N:253:ARG:HD2	2.00	0.43
4:M:1225:ASP:O	4:M:1228:ILE:HB	2.17	0.43
6:O:249:ARG:HA	7:P:265:TRP:CH2	2.53	0.43
6:O:384:GLU:OE1	6:O:388:GLY:HA3	2.18	0.43
6:O:829:HIS:HA	6:O:832:VAL:HG12	2.00	0.43
8:Q:280:ILE:C	8:Q:282:TYR:N	2.76	0.43
8:Q:868:LEU:CA	8:Q:871:ILE:HG22	2.48	0.43
9:R:93:ALA:HB1	9:R:99:MET:HE3	1.98	0.43
9:R:201:ALA:N	9:R:214:SER:O	2.42	0.43
9:R:1019:TYR:CZ	9:R:1034:LYS:HE2	2.53	0.43
10:S:756:TRP:HB3	10:S:838:HIS:HB2	2.00	0.43
12:U:208:LEU:HA	12:U:211:GLU:OE2	2.18	0.43
12:U:333:MET:SD	12:U:334:ALA:N	2.91	0.43

Continued on next page...

Continued from previous page...

Atom-1	Atom-2	Interatomic distance (Å)	Clash overlap (Å)
12:U:477:ILE:HD13	12:U:480:LEU:HD12	2.00	0.43
12:U:750:LEU:HD13	12:U:812:LEU:HD21	1.99	0.43
1:A:16:LEU:HG	3:C:4:ALA:CB	2.49	0.43
2:B:45:VAL:HG11	2:B:101:PHE:CE2	2.46	0.43
2:B:193:LYS:HA	2:B:206:GLN:O	2.17	0.43
3:C:250:MET:HA	3:C:267:GLU:O	2.18	0.43
3:C:254:ARG:HB3	3:C:265:LYS:CB	2.46	0.43
4:D:794:LEU:HB2	4:D:884:ARG:HH11	1.81	0.43
4:D:976:GLU:HG2	4:D:977:LEU:HD22	2.00	0.43
4:D:1177:LEU:HB3	4:D:1182:LEU:HD21	2.00	0.43
4:D:1364:GLY:HA2	4:D:1367:TYR:CE2	2.54	0.43
5:E:309:PRO:O	5:E:324:THR:HG22	2.18	0.43
6:F:528:GLN:NE2	6:F:533:ARG:HH12	2.16	0.43
6:F:711:GLU:O	6:F:715:ILE:HG12	2.18	0.43
6:F:837:LYS:O	6:F:840:GLU:HG2	2.19	0.43
1:J:148:GLU:O	1:J:152:ILE:N	2.51	0.43
1:J:406:SER:HA	1:J:409:PHE:CD2	2.53	0.43
2:K:183:ILE:HG12	2:K:197:LEU:HD21	2.01	0.43
2:K:224:PRO:HG2	2:K:271:PRO:HB3	1.99	0.43
4:M:135:CYS:HB3	4:M:157:THR:HB	2.00	0.43
4:M:290:VAL:H	4:M:346:LEU:HD13	1.82	0.43
4:M:372:PHE:HB2	4:M:384:LEU:HD22	2.00	0.43
4:M:515:ASP:CG	9:R:60:ARG:HH21	2.26	0.43
6:O:615:LEU:HD23	6:O:615:LEU:H	1.83	0.43
6:O:787:GLU:HA	6:O:790:LYS:HZ3	1.83	0.43
7:P:17:HIS:NE2	7:P:33:SER:HB2	2.33	0.43
7:P:61:TRP:NE1	7:P:105:SER:OG	2.50	0.43
7:P:87:LYS:O	7:P:93:TRP:HA	2.19	0.43
8:Q:299:ARG:HH12	8:Q:310:LEU:HB2	1.83	0.43
9:R:627:SER:HB2	9:R:736:TYR:CE2	2.53	0.43
10:S:400:MET:O	10:S:404:VAL:HG23	2.19	0.43
10:S:774:GLU:OE1	10:S:856:LYS:NZ	2.45	0.43
10:S:989:ILE:HG22	10:S:993:GLU:OE2	2.18	0.43
10:S:1401:ASN:HA	10:S:1404:GLU:OE2	2.18	0.43
10:S:1531:ASP:CG	10:S:1555:LYS:HZ3	2.26	0.43
10:S:1642:GLY:O	10:S:1646:GLN:HG2	2.18	0.43
10:S:1806:TRP:CZ2	10:S:1943:ASN:HA	2.53	0.43
10:S:1881:LEU:HB3	10:S:1885:ARG:HH21	1.83	0.43
11:T:734:ILE:HD11	11:T:738:TRP:CE2	2.53	0.43
11:T:810:ILE:HA	11:T:813:PHE:HD2	1.83	0.43
12:U:103:LYS:HE2	12:U:104:ASN:HD21	1.83	0.43

Continued on next page...

Continued from previous page...

Atom-1	Atom-2	Interatomic distance (Å)	Clash overlap (Å)
12:U:470:THR:O	12:U:472:GLN:NE2	2.51	0.43
12:U:516:GLN:NE2	12:U:524:VAL:O	2.51	0.43
3:C:222:VAL:HA	3:C:242:THR:CG2	2.48	0.43
3:C:235:PHE:CE2	3:C:249:THR:HG23	2.52	0.43
3:C:301:THR:HG22	3:C:320:LYS:HG3	2.00	0.43
4:D:100:ASN:HB3	4:D:119:LEU:HB3	2.01	0.43
4:D:1135:ARG:HG2	4:D:1136:PRO:HD2	1.99	0.43
4:D:1385:TYR:OH	4:D:1415:MET:HE1	2.18	0.43
7:G:34:ASP:O	7:G:35:ARG:HB2	2.18	0.43
7:G:131:ILE:HB	7:G:143:LYS:HB2	1.99	0.43
7:G:215:ARG:HH11	7:G:263:VAL:HG12	1.83	0.43
8:H:375:TYR:HB2	8:H:395:ARG:NH2	2.28	0.43
8:H:558:GLU:O	8:H:562:GLU:HG2	2.19	0.43
9:I:74:ASN:HB3	9:I:465:ALA:HA	2.00	0.43
9:I:858:GLN:HB2	9:I:862:MET:HE1	2.00	0.43
1:J:458:ARG:HG3	1:J:458:ARG:O	2.18	0.43
1:J:542:PHE:CE1	1:J:554:ALA:HB1	2.52	0.43
3:L:26:ARG:HH11	3:L:40:ASP:HB3	1.81	0.43
3:L:68:PRO:C	3:L:70:PHE:H	2.26	0.43
3:L:283:ARG:NH2	3:L:296:SER:HB2	2.33	0.43
4:M:218:THR:HG22	4:M:230:ALA:HB3	1.99	0.43
4:M:354:ILE:HG23	4:M:374:LEU:O	2.18	0.43
4:M:414:LEU:HD22	9:R:183:LEU:HD11	2.01	0.43
4:M:991:ASP:OD1	4:M:992:ASP:N	2.51	0.43
4:M:1320:LEU:HG	4:M:1321:PRO:HD2	2.00	0.43
5:N:275:LYS:HA	5:N:275:LYS:HD3	1.65	0.43
6:O:387:TRP:CZ2	6:O:608:TYR:HB2	2.53	0.43
6:O:603:HIS:N	6:O:606:LYS:HZ3	2.16	0.43
6:O:621:PRO:O	6:O:625:THR:OG1	2.34	0.43
7:P:17:HIS:ND1	7:P:60:VAL:O	2.51	0.43
7:P:27:ARG:HG3	7:P:50:ILE:HD11	2.00	0.43
9:R:155:GLN:H	9:R:164:SER:HB3	1.82	0.43
9:R:528:VAL:HG21	9:R:604:VAL:HG11	1.99	0.43
9:R:532:PHE:CD2	9:R:606:LEU:HD11	2.53	0.43
9:R:1002:LEU:HB3	9:R:1007:MET:HB2	2.00	0.43
10:S:1251:PRO:HA	10:S:1254:MET:HE3	1.99	0.43
10:S:1387:PHE:HA	10:S:1390:ILE:HG12	2.00	0.43
11:T:197:ILE:H	11:T:197:ILE:HD12	1.83	0.43
11:T:887:ILE:HD12	11:T:887:ILE:H	1.83	0.43
11:T:907:LEU:HA	11:T:910:MET:HE3	2.00	0.43
1:A:395:ASN:ND2	1:A:398:GLU:HB2	2.34	0.43

Continued on next page...

Continued from previous page...

Atom-1	Atom-2	Interatomic distance (Å)	Clash overlap (Å)
1:A:500:ILE:CG1	1:A:503:ARG:HH21	2.30	0.43
1:A:568:PRO:C	1:A:605:ARG:HH21	2.26	0.43
1:A:596:TYR:HA	1:A:599:MET:HE2	2.01	0.43
2:B:1:MET:O	2:B:309:ARG:NH2	2.52	0.43
2:B:40:ASN:HB2	2:B:44:LYS:NZ	2.33	0.43
2:B:282:SER:HB2	2:B:284:TRP:CH2	2.53	0.43
2:B:284:TRP:NE1	2:B:339:ASN:HB2	2.32	0.43
2:B:339:ASN:C	2:B:340:LEU:HD12	2.43	0.43
3:C:121:PHE:CD1	3:C:130:LEU:HD12	2.53	0.43
4:D:149:ASN:O	4:D:171:ARG:NE	2.49	0.43
4:D:325:LEU:HD11	4:D:334:ILE:HB	1.99	0.43
4:D:1049:LEU:HA	4:D:1052:PHE:CD2	2.53	0.43
4:D:1095:LYS:NZ	6:F:902:GLU:O	2.51	0.43
6:F:464:ARG:HE	6:F:468:LEU:HG	1.84	0.43
6:F:618:LEU:HB3	6:F:638:TRP:HZ2	1.83	0.43
6:F:753:ASN:O	6:F:756:HIS:HB3	2.18	0.43
6:F:864:LEU:HA	6:F:867:VAL:HG22	1.99	0.43
7:G:135:THR:OG1	7:G:139:PRO:HD2	2.18	0.43
9:I:910:ALA:O	9:I:914:GLN:HG3	2.18	0.43
1:J:200:GLY:O	1:J:204:GLN:HG2	2.18	0.43
1:J:390:LEU:HD21	1:J:396:MET:HG3	1.99	0.43
1:J:514:PHE:HZ	1:J:543:HIS:CD2	2.36	0.43
2:K:30:PRO:HD2	2:K:357:ASN:OD1	2.19	0.43
3:L:87:GLU:OE1	3:L:106:ARG:HD3	2.19	0.43
3:L:100:GLN:HB2	3:L:102:HIS:NE2	2.34	0.43
3:L:193:ILE:HB	3:L:196:LYS:HE2	1.99	0.43
4:M:101:ARG:HE	4:M:121:ILE:HD11	1.83	0.43
4:M:1228:ILE:HG23	4:M:1298:TYR:HE2	1.82	0.43
4:M:1340:TYR:HE2	4:M:1352:LEU:CD2	2.32	0.43
4:M:1408:LEU:C	4:M:1412:GLN:HE21	2.25	0.43
5:N:258:ARG:HB3	5:N:304:TRP:HD1	1.84	0.43
6:O:438:ILE:HG12	6:O:502:ARG:CD	2.48	0.43
6:O:574:LEU:HB3	6:O:578:LEU:HD23	2.00	0.43
6:O:733:SER:HB2	6:O:742:GLU:CD	2.43	0.43
8:Q:163:PHE:O	8:Q:167:GLU:OE1	2.36	0.43
8:Q:543:HIS:O	8:Q:547:PHE:CD2	2.72	0.43
9:R:188:TYR:O	9:R:189:ILE:HD13	2.19	0.43
9:R:220:LEU:HB3	9:R:236:LEU:HD13	2.00	0.43
10:S:554:HIS:HA	10:S:557:HIS:NE2	2.32	0.43
10:S:805:HIS:HE1	10:S:810:SER:HA	1.84	0.43
10:S:818:SER:O	10:S:819:LEU:C	2.60	0.43

Continued on next page...

Continued from previous page...

Atom-1	Atom-2	Interatomic distance (Å)	Clash overlap (Å)
10:S:1218:ASN:ND2	10:S:1224:VAL:HG23	2.33	0.43
10:S:1345:SER:HA	10:S:1430:ILE:HD11	1.99	0.43
10:S:1416:VAL:O	10:S:1420:LEU:HG	2.18	0.43
12:U:397:ARG:NH1	12:U:423:CYS:HA	2.32	0.43
12:U:412:GLU:HG2	12:U:413:ASP:N	2.32	0.43
12:U:714:VAL:O	12:U:718:LEU:HG	2.18	0.43
12:U:727:SER:HB3	12:U:731:ARG:NH1	2.33	0.43
1:A:15:GLY:HA3	3:C:4:ALA:H	1.84	0.43
1:A:76:HIS:CG	1:A:417:LEU:HD13	2.54	0.43
1:A:252:PHE:CE2	1:A:315:PRO:HB2	2.54	0.43
1:A:263:CYS:HB2	1:A:286:LEU:HD21	2.00	0.43
1:A:317:VAL:HB	1:A:322:LEU:HD21	2.00	0.43
1:A:596:TYR:HB3	1:A:600:ARG:HH21	1.83	0.43
2:B:153:PHE:CE1	2:B:160:VAL:HA	2.53	0.43
2:B:255:ASN:ND2	2:B:332:LYS:O	2.52	0.43
4:D:410:TRP:CZ3	4:D:553:VAL:HG11	2.54	0.43
4:D:433:GLY:H	11:T:113:ILE:N	2.16	0.43
4:D:1095:LYS:HZ3	6:F:903:ASP:HA	1.82	0.43
4:D:1142:VAL:HB	4:D:1174:ILE:CD1	2.49	0.43
4:D:1347:GLU:O	4:D:1350:ALA:HB3	2.18	0.43
6:F:291:PRO:O	7:G:47:GLN:NE2	2.46	0.43
6:F:387:TRP:CE3	6:F:637:MET:HE2	2.51	0.43
6:F:562:GLU:H	6:F:562:GLU:CD	2.27	0.43
8:H:139:GLY:O	8:H:143:THR:HG23	2.19	0.43
8:H:254:LEU:HA	8:H:257:GLN:CD	2.43	0.43
8:H:496:LEU:HD23	8:H:496:LEU:HA	1.73	0.43
9:I:116:ARG:NE	9:I:118:ILE:HD11	2.33	0.43
9:I:652:SER:O	9:I:655:GLN:NE2	2.51	0.43
9:I:814:GLU:O	9:I:818:ILE:HG13	2.18	0.43
9:I:822:GLU:HA	9:I:825:GLN:OE1	2.18	0.43
9:I:1055:LEU:HD11	9:I:1112:SER:HB2	1.99	0.43
9:I:1076:PRO:HG3	9:I:1126:PHE:CZ	2.53	0.43
1:J:105:TYR:O	1:J:109:LEU:HG	2.19	0.43
1:J:207:MET:N	1:J:207:MET:SD	2.92	0.43
1:J:277:HIS:O	1:J:281:VAL:HG23	2.18	0.43
1:J:305:PHE:CE2	1:J:329:SER:HA	2.54	0.43
1:J:489:ILE:HD12	2:K:26:SER:OG	2.18	0.43
1:J:588:VAL:HG22	1:J:643:ARG:HH11	1.82	0.43
1:J:599:MET:HE1	4:M:1125:LEU:HD22	2.00	0.43
2:K:179:ARG:HB2	2:K:182:GLU:OE1	2.18	0.43
2:K:259:ALA:HB1	2:K:279:GLU:HG2	1.99	0.43

Continued on next page...

Continued from previous page...

Atom-1	Atom-2	Interatomic distance (Å)	Clash overlap (Å)
3:L:199:ILE:HD13	3:L:215:LEU:HD23	1.99	0.43
6:O:620:ASP:OD1	6:O:623:SER:OG	2.35	0.43
8:Q:484:PHE:CD2	8:Q:512:LEU:HD21	2.53	0.43
9:R:223:LEU:C	9:R:231:MET:HE3	2.44	0.43
9:R:661:ARG:HB3	9:R:688:CYS:SG	2.58	0.43
9:R:693:GLU:OE2	9:R:711:VAL:HA	2.19	0.43
9:R:766:GLN:OE1	9:R:770:ILE:HG13	2.18	0.43
10:S:254:GLU:O	10:S:321:LYS:HG2	2.18	0.43
10:S:599:GLN:NE2	10:S:642:GLU:OE1	2.50	0.43
10:S:671:GLN:HG3	10:S:681:GLY:HA2	2.00	0.43
10:S:1629:ILE:O	10:S:1633:SER:OG	2.33	0.43
10:S:1882:ILE:HA	10:S:1885:ARG:NH1	2.33	0.43
10:S:1906:HIS:ND1	10:S:1910:TYR:OH	2.49	0.43
11:T:98:LEU:HD13	11:T:105:VAL:HB	2.00	0.43
11:T:655:GLN:O	11:T:659:ARG:HG2	2.19	0.43
11:T:682:ASP:O	11:T:686:GLN:HG2	2.19	0.43
12:U:243:LEU:O	12:U:246:ARG:HG2	2.19	0.43
12:U:775:PRO:O	12:U:779:GLN:HG3	2.18	0.43
1:A:80:VAL:O	1:A:84:LYS:HG2	2.18	0.43
1:A:137:LEU:HD23	1:A:140:MET:CE	2.49	0.43
1:A:367:SER:HB3	3:C:330:TYR:OH	2.19	0.43
4:D:427:PHE:CA	11:T:113:ILE:HD13	2.48	0.43
4:D:438:VAL:HG12	4:D:440:VAL:HG13	2.00	0.43
4:D:1426:THR:O	4:D:1430:LYS:HD3	2.19	0.43
6:F:500:GLU:OE1	6:F:503:LEU:HD13	2.17	0.43
6:F:658:HIS:ND1	6:F:681:ILE:HD13	2.33	0.43
6:F:735:ARG:NE	6:F:735:ARG:HA	2.33	0.43
8:H:622:ASP:OD1	8:H:622:ASP:N	2.51	0.43
9:I:118:ILE:HG22	9:I:120:TRP:CE3	2.53	0.43
9:I:684:ILE:HA	9:I:687:GLU:OE2	2.19	0.43
1:J:576:LEU:CD1	1:J:605:ARG:HH21	2.29	0.43
3:L:26:ARG:HB2	3:L:65:TRP:HZ3	1.82	0.43
3:L:272:ALA:HB1	3:L:274:PHE:CE2	2.53	0.43
4:M:59:ARG:NE	4:M:60:ASN:OD1	2.51	0.43
4:M:436:ASN:OD1	4:M:587:HIS:NE2	2.49	0.43
4:M:1106:ARG:HE	4:M:1149:VAL:HB	1.84	0.43
4:M:1288:TRP:HB2	4:M:1289:ARG:CZ	2.49	0.43
4:M:1313:LEU:HD22	4:M:1318:VAL:HG11	2.01	0.43
4:M:1340:TYR:CB	4:M:1349:ALA:HB2	2.48	0.43
6:O:556:TYR:HE1	6:O:570:ALA:HB1	1.83	0.43
6:O:830:THR:O	6:O:833:MET:HG2	2.19	0.43

Continued on next page...

Continued from previous page...

Atom-1	Atom-2	Interatomic distance (Å)	Clash overlap (Å)
6:O:842:ILE:O	6:O:843:GLN:HB2	2.18	0.43
7:P:79:TYR:CD1	7:P:105:SER:HB2	2.54	0.43
7:P:174:GLN:O	7:P:175:LYS:HD3	2.19	0.43
7:P:225:LEU:HD13	7:P:226:PRO:HD2	1.99	0.43
8:Q:341:LEU:HD12	8:Q:341:LEU:HA	1.79	0.43
9:R:618:MET:SD	9:R:620:VAL:HB	2.59	0.43
9:R:1012:PRO:HA	9:R:1038:LEU:HD22	1.99	0.43
10:S:567:ARG:NH2	10:S:570:LEU:HD22	2.33	0.43
10:S:687:GLU:OE2	10:S:700:LEU:HD23	2.18	0.43
10:S:733:LEU:O	10:S:736:LEU:HG	2.19	0.43
10:S:843:VAL:O	10:S:846:CYS:HB3	2.18	0.43
10:S:1289:GLU:O	10:S:1293:THR:HG22	2.19	0.43
10:S:1437:PRO:HB3	10:S:1879:VAL:HG13	2.01	0.43
10:S:1812:GLY:HA2	10:S:1815:ILE:HG22	2.00	0.43
10:S:1826:PHE:HE2	10:S:1977:ARG:HE	1.59	0.43
12:U:397:ARG:HH12	12:U:423:CYS:HA	1.83	0.43
12:U:544:ASP:HB3	12:U:546:ARG:NH1	2.33	0.43
1:A:145:ASN:ND2	1:A:171:HIS:CE1	2.86	0.43
1:A:260:ARG:NH1	1:A:285:LEU:O	2.47	0.43
1:A:406:SER:HA	1:A:409:PHE:HD2	1.84	0.43
3:C:21:ASP:CG	3:C:23:HIS:H	2.26	0.43
3:C:303:ARG:HB3	3:C:315:CYS:SG	2.59	0.43
4:D:156:LEU:HD11	4:D:219:ALA:HB2	2.01	0.43
4:D:771:TYR:HA	4:D:774:ILE:HG12	2.00	0.43
4:D:973:GLY:O	5:E:275:LYS:HD2	2.19	0.43
5:E:305:HIS:HB2	5:E:310:LEU:HB3	2.01	0.43
6:F:556:TYR:HE1	6:F:570:ALA:HB1	1.83	0.43
6:F:723:GLN:C	6:F:727:LYS:HE3	2.43	0.43
6:F:732:ARG:HH21	6:F:735:ARG:CB	2.32	0.43
7:G:193:ILE:HB	7:G:205:GLN:HB2	2.00	0.43
8:H:166:ILE:HA	8:H:169:TYR:CD2	2.51	0.43
8:H:181:LYS:HD3	8:H:201:LEU:HD21	2.01	0.43
8:H:231:MET:O	8:H:231:MET:HG3	2.19	0.43
8:H:632:GLU:C	8:H:636:LYS:HZ2	2.26	0.43
8:H:784:LYS:HB2	8:H:785:LYS:NZ	2.34	0.43
8:H:808:ILE:O	8:H:812:LEU:HG	2.18	0.43
1:J:63:ILE:HG12	1:J:411:HIS:CE1	2.53	0.43
1:J:597:GLU:HG2	1:J:598:LEU:N	2.34	0.43
3:L:169:SER:HB3	3:L:227:PHE:HE1	1.83	0.43
3:L:239:ALA:HB3	3:L:286:TRP:HE1	1.83	0.43
5:N:44:VAL:HG23	5:N:69:PHE:HB3	2.00	0.43

Continued on next page...

Continued from previous page...

Atom-1	Atom-2	Interatomic distance (Å)	Clash overlap (Å)
6:O:259:TRP:CZ2	7:P:274:ASN:HB2	2.53	0.43
6:O:267:LYS:H	6:O:270:GLU:HG2	1.82	0.43
6:O:464:ARG:HE	6:O:468:LEU:HG	1.84	0.43
6:O:481:LEU:HB3	8:Q:363:ALA:HB1	2.00	0.43
6:O:723:GLN:NE2	6:O:727:LYS:HD3	2.33	0.43
8:Q:214:ILE:HG12	8:Q:510:VAL:HG11	1.99	0.43
8:Q:374:LEU:HA	8:Q:395:ARG:HD2	2.00	0.43
9:R:909:LEU:HD23	9:R:923:HIS:NE2	2.34	0.43
10:S:555:PHE:CE2	10:S:559:LEU:HD11	2.54	0.43
10:S:875:PRO:HD2	10:S:878:GLN:HE22	1.82	0.43
10:S:1304:HIS:O	10:S:1308:ILE:HG12	2.19	0.43
12:U:484:GLU:HA	12:U:487:ARG:CZ	2.48	0.43
1:A:7:ASP:H	3:C:331:GLN:CG	2.32	0.43
1:A:499:LEU:HB3	1:A:503:ARG:NH2	2.34	0.43
2:B:37:SER:HB2	2:B:43:ASN:HA	2.00	0.43
2:B:334:GLN:C	2:B:335:LEU:HD12	2.44	0.43
3:C:171:ASN:HB3	3:C:181:MET:H	1.84	0.43
4:D:202:TYR:CG	4:D:252:VAL:HG11	2.54	0.43
4:D:1017:TYR:O	4:D:1021:THR:HG23	2.19	0.43
4:D:1143:GLN:NE2	4:D:1175:GLU:OE1	2.51	0.43
5:E:54:GLU:HG3	5:E:308:LEU:HD11	2.00	0.43
6:F:537:ILE:HG23	6:F:541:TYR:CD2	2.52	0.43
6:F:708:LEU:HA	6:F:711:GLU:CD	2.44	0.43
7:G:67:HIS:HB3	7:G:69:MET:HE1	2.01	0.43
8:H:688:ARG:HH22	8:H:833:ARG:HE	1.67	0.43
8:H:805:LYS:O	8:H:809:TYR:HD2	2.02	0.43
8:H:908:ASP:CG	8:H:914:ILE:HG13	2.44	0.43
9:I:67:ALA:HB3	9:I:461:LEU:HD11	2.01	0.43
9:I:288:ASP:OD1	9:I:295:SER:HB2	2.18	0.43
9:I:360:TYR:OH	9:I:392:MET:O	2.36	0.43
1:J:283:ARG:HD2	1:J:283:ARG:HA	1.91	0.43
2:K:144:VAL:HG12	2:K:150:ILE:HG13	2.00	0.43
2:K:186:VAL:HG12	2:K:192:LEU:HD21	2.00	0.43
2:K:245:ARG:HD3	2:K:245:ARG:N	2.34	0.43
2:K:267:HIS:NE2	2:K:356:GLN:HA	2.33	0.43
3:L:27:MET:SD	3:L:28:ALA:N	2.91	0.43
3:L:123:PRO:HG2	3:L:126:MET:SD	2.58	0.43
4:M:121:ILE:HD12	4:M:183:ILE:HG21	2.00	0.43
4:M:515:ASP:CG	9:R:60:ARG:HE	2.27	0.43
4:M:525:GLN:O	4:M:526:ILE:C	2.62	0.43
4:M:620:ILE:HG21	4:M:730:ARG:HH21	1.83	0.43

Continued on next page...

Continued from previous page...

Atom-1	Atom-2	Interatomic distance (Å)	Clash overlap (Å)
4:M:1223:LEU:HB3	4:M:1226:THR:HB	2.01	0.43
5:N:206:SER:OG	5:N:243:PRO:HD3	2.19	0.43
6:O:779:PHE:O	6:O:782:GLU:HG2	2.19	0.43
7:P:54:ARG:HH11	7:P:56:HIS:H	1.65	0.43
8:Q:290:GLU:HB2	12:U:46:LYS:HE3	2.01	0.43
8:Q:534:LEU:HB2	8:Q:537:LEU:HD13	1.99	0.43
8:Q:853:HIS:CE1	8:Q:894:LYS:HB3	2.54	0.43
9:R:191:SER:HB3	9:R:231:MET:HB3	1.99	0.43
9:R:224:THR:HB	9:R:232:ASN:HB3	2.01	0.43
9:R:562:ASP:O	9:R:565:TRP:N	2.49	0.43
9:R:622:THR:O	9:R:626:LEU:HG	2.19	0.43
10:S:186:ILE:HD12	10:S:232:LEU:HD13	1.99	0.43
10:S:492:SER:OG	10:S:496:ARG:NH2	2.50	0.43
10:S:688:LEU:HD12	10:S:692:GLU:HB2	2.00	0.43
10:S:1059:LEU:HA	10:S:1062:GLN:HB2	2.01	0.43
10:S:1178:ARG:CG	10:S:1180:ILE:HG22	2.49	0.43
10:S:1246:ALA:HB3	10:S:1250:ARG:NH1	2.34	0.43
10:S:1808:LEU:HG	10:S:1949:LEU:HA	2.01	0.43
11:T:477:ALA:HB3	11:T:488:PHE:CZ	2.54	0.43
12:U:35:GLU:OE2	12:U:35:GLU:HA	2.19	0.43
12:U:442:GLN:HB3	12:U:446:PHE:CZ	2.54	0.43
12:U:712:PHE:O	12:U:716:GLU:OE1	2.35	0.43
1:A:156:PRO:O	1:A:160:LEU:HG	2.19	0.43
1:A:487:TRP:CH2	2:B:24:ALA:HB3	2.54	0.43
2:B:76:GLY:HA2	2:B:94:SER:HB2	2.01	0.43
4:D:432:ALA:HB1	11:T:109:TYR:CZ	2.54	0.43
4:D:631:ALA:O	4:D:636:GLN:HB3	2.18	0.43
4:D:670:ASN:HD22	11:T:367:GLY:HA3	1.84	0.43
4:D:747:LEU:HD22	11:T:363:GLU:HG2	2.00	0.43
4:D:1100:MET:HG3	4:D:1123:SER:HA	2.00	0.43
4:D:1124:TYR:HB2	4:D:1186:TYR:CD1	2.54	0.43
4:D:1222:GLY:HA2	4:D:1224:PHE:CE1	2.54	0.43
4:D:1232:GLN:O	4:D:1235:LYS:HE3	2.19	0.43
4:D:1313:LEU:O	4:D:1318:VAL:N	2.52	0.43
5:E:255:ARG:NH2	5:E:256:MET:HE2	2.34	0.43
6:F:257:PRO:O	6:F:260:THR:HG22	2.18	0.43
6:F:294:ALA:C	6:F:295:LYS:HD3	2.44	0.43
6:F:378:LEU:HD12	6:F:416:TRP:HZ2	1.84	0.43
6:F:411:LYS:O	6:F:414:SER:OG	2.28	0.43
6:F:438:ILE:CG2	6:F:501:GLU:HG2	2.41	0.43
6:F:596:LEU:C	6:F:597:GLN:O	2.62	0.43

Continued on next page...

Continued from previous page...

Atom-1	Atom-2	Interatomic distance (Å)	Clash overlap (Å)
6:F:758:LEU:HD12	6:F:759:VAL:N	2.33	0.43
6:F:786:PRO:O	6:F:790:LYS:HG2	2.19	0.43
7:G:116:PHE:CG	7:G:180:LYS:HE3	2.54	0.43
8:H:242:LYS:HB2	8:H:376:HIS:CD2	2.54	0.43
8:H:367:ALA:HA	8:H:370:GLU:OE1	2.19	0.43
8:H:420:ALA:O	8:H:429:LEU:HD11	2.19	0.43
8:H:863:LYS:HG3	8:H:867:ARG:HH22	1.84	0.43
9:I:243:LEU:HD12	9:I:258:SER:HB3	2.01	0.43
9:I:607:PHE:O	9:I:738:ASN:ND2	2.52	0.43
1:J:360:LYS:HE3	1:J:360:LYS:HB3	1.82	0.43
2:K:173:HIS:HB2	2:K:186:VAL:HG23	2.00	0.43
4:M:73:VAL:H	4:M:158:ASN:CG	2.27	0.43
4:M:325:LEU:HB3	4:M:330:VAL:HG22	2.01	0.43
4:M:1114:LEU:H	10:S:478:GLY:HA2	1.84	0.43
4:M:1326:ASN:HA	4:M:1329:LYS:HE3	2.01	0.43
6:O:721:PRO:O	6:O:724:TRP:HD1	2.01	0.43
7:P:59:PRO:HD2	7:P:79:TYR:CB	2.48	0.43
7:P:132:LEU:HD12	7:P:141:GLU:O	2.19	0.43
8:Q:191:GLN:HG3	8:Q:193:LYS:HZ1	1.83	0.43
8:Q:359:ARG:HH12	12:U:32:ASN:HB2	1.82	0.43
8:Q:507:GLN:O	8:Q:510:VAL:HB	2.19	0.43
9:R:341:GLY:HA3	9:R:367:ASP:N	2.30	0.43
9:R:1015:LEU:HB2	9:R:1038:LEU:HD13	2.00	0.43
9:R:1022:GLU:OE1	9:R:1063:LYS:HE3	2.18	0.43
10:S:40:ASP:HB2	10:S:169:MET:SD	2.58	0.43
10:S:354:GLU:O	10:S:358:GLU:HG2	2.19	0.43
10:S:528:PHE:O	10:S:552:TRP:HH2	2.01	0.43
10:S:754:GLU:O	10:S:758:VAL:HG23	2.19	0.43
10:S:1560:THR:O	10:S:1564:LYS:HG3	2.19	0.43
12:U:172:ALA:HB3	12:U:177:SER:N	2.34	0.43
12:U:223:ASP:O	12:U:226:VAL:HB	2.19	0.43
12:U:809:ASN:C	12:U:809:ASN:HD22	2.26	0.43
1:A:104:ASN:O	1:A:108:VAL:HG23	2.18	0.43
1:A:289:GLU:OE1	1:A:305:PHE:HE1	2.01	0.43
2:B:85:ASP:OD2	3:C:96:LYS:HB3	2.18	0.43
3:C:126:MET:HE1	3:C:129:MET:HG3	2.01	0.43
4:D:376:CYS:HA	4:D:382:TYR:HD1	1.84	0.43
5:E:93:LEU:HB3	5:E:109:SER:HB2	2.01	0.43
5:E:94:ARG:NH1	5:E:138:THR:HA	2.34	0.43
6:F:352:ILE:HD12	6:F:384:GLU:OE1	2.19	0.43
6:F:699:CYS:HB3	6:F:729:LYS:HD3	2.00	0.43

Continued on next page...

Continued from previous page...

Atom-1	Atom-2	Interatomic distance (Å)	Clash overlap (Å)
7:G:81:ARG:O	7:G:100:THR:HG23	2.19	0.43
7:G:111:TRP:HZ3	7:G:118:LEU:C	2.27	0.43
9:I:74:ASN:ND2	9:I:466:ARG:HB3	2.33	0.43
9:I:560:ALA:HA	9:I:565:TRP:HE1	1.84	0.43
9:I:690:VAL:O	9:I:693:GLU:HB2	2.19	0.43
9:I:729:ARG:NH2	9:I:733:ASN:HA	2.34	0.43
1:J:302:TRP:HB3	1:J:333:PHE:CD2	2.54	0.43
4:M:413:TRP:CZ3	4:M:423:LYS:HE2	2.54	0.43
4:M:472:ILE:HG13	4:M:497:LEU:CD2	2.49	0.43
4:M:474:ALA:HB1	4:M:538:CYS:HA	2.00	0.43
4:M:913:LEU:HG	4:M:917:TYR:CZ	2.54	0.43
4:M:1072:VAL:HG12	4:M:1153:PRO:HG3	2.00	0.43
5:N:174:HIS:HD2	5:N:180:LYS:HB3	1.83	0.43
5:N:302:LEU:HA	5:N:312:VAL:O	2.19	0.43
6:O:250:SER:N	7:P:265:TRP:CZ3	2.87	0.43
6:O:857:ALA:HA	6:O:860:VAL:HG12	2.01	0.43
7:P:40:PHE:CZ	7:P:49:LEU:HD13	2.54	0.43
8:Q:667:ASP:HB2	8:Q:671:PHE:CZ	2.53	0.43
9:R:333:LEU:HB2	9:R:345:LEU:HG	2.01	0.43
9:R:817:ASN:O	9:R:821:MET:HG3	2.19	0.43
10:S:511:LEU:HB3	10:S:515:ARG:CZ	2.49	0.43
10:S:713:GLU:OE2	10:S:714:SER:OG	2.37	0.43
10:S:1075:GLY:O	10:S:1079:ARG:HG2	2.19	0.43
10:S:1177:ARG:HB2	10:S:1182:ARG:CZ	2.49	0.43
10:S:1401:ASN:O	10:S:1404:GLU:HG2	2.19	0.43
11:T:453:LEU:HA	11:T:475:PHE:HB3	1.99	0.43
11:T:513:PRO:HA	11:T:534:ALA:HB1	2.00	0.43
12:U:294:VAL:O	12:U:298:LEU:HD23	2.19	0.43
12:U:622:LEU:HD11	12:U:625:GLU:CD	2.44	0.43
1:A:5:ASP:OD2	3:C:308:ASN:HB3	2.19	0.42
1:A:22:HIS:HE1	3:C:297:GLY:O	2.02	0.42
1:A:532:ARG:HH12	1:A:568:PRO:HD3	1.83	0.42
1:A:583:LEU:HD23	1:A:590:PHE:CE1	2.54	0.42
1:A:593:GLU:HG2	1:A:594:GLN:OE1	2.20	0.42
3:C:274:PHE:HB3	3:C:276:ASN:OD1	2.19	0.42
4:D:111:THR:HG21	4:D:129:ARG:CZ	2.49	0.42
4:D:974:LEU:O	4:D:978:VAL:HG23	2.19	0.42
6:F:380:TRP:CZ2	6:F:633:LEU:CA	2.87	0.42
6:F:607:LEU:HB2	6:F:613:TYR:HD2	1.83	0.42
6:F:773:TYR:O	6:F:777:ARG:CB	2.67	0.42
6:F:862:ASN:C	6:F:862:ASN:HD22	2.26	0.42

Continued on next page...

Continued from previous page...

Atom-1	Atom-2	Interatomic distance (Å)	Clash overlap (Å)
7:G:195:ARG:NH2	7:G:202:LYS:HB2	2.34	0.42
7:G:218:ALA:HB2	7:G:267:VAL:HB	1.99	0.42
8:H:134:GLN:HB2	10:S:1507:ARG:HD2	2.01	0.42
8:H:280:ILE:HG23	8:H:283:TYR:CD2	2.54	0.42
8:H:374:LEU:HA	8:H:395:ARG:HD2	2.00	0.42
9:I:926:ASN:O	9:I:926:ASN:ND2	2.52	0.42
9:I:1076:PRO:HD3	9:I:1126:PHE:HE2	1.84	0.42
1:J:14:PRO:O	1:J:18:GLN:HG3	2.18	0.42
1:J:453:ARG:C	1:J:457:GLN:HE22	2.26	0.42
1:J:551:PHE:CE2	1:J:589:ILE:HG12	2.47	0.42
2:K:13:LYS:HB2	2:K:38:TRP:O	2.18	0.42
2:K:16:ARG:HH22	2:K:45:VAL:HG13	1.84	0.42
2:K:29:GLN:HE21	2:K:371:ARG:HH12	1.67	0.42
4:M:498:LYS:HZ3	5:N:207:VAL:HG21	1.84	0.42
4:M:543:GLU:HG3	9:R:132:VAL:HA	2.01	0.42
4:M:938:GLU:HB2	4:M:939:ARG:NH1	2.34	0.42
4:M:1049:LEU:HA	4:M:1052:PHE:CD2	2.54	0.42
4:M:1104:GLY:HA3	4:M:1124:TYR:CE1	2.54	0.42
5:N:106:ILE:O	5:N:117:TYR:HA	2.19	0.42
6:O:537:ILE:HG23	6:O:541:TYR:CD2	2.52	0.42
6:O:632:ARG:HG2	6:O:636:HIS:NE2	2.34	0.42
7:P:218:ALA:HB1	7:P:269:TRP:CD1	2.54	0.42
7:P:290:GLU:HA	7:P:295:GLN:O	2.19	0.42
8:Q:367:ALA:HA	8:Q:370:GLU:OE1	2.19	0.42
8:Q:375:TYR:HB2	8:Q:395:ARG:NH2	2.28	0.42
8:Q:558:GLU:HG2	8:Q:559:VAL:N	2.34	0.42
8:Q:800:LEU:O	8:Q:804:VAL:HG23	2.18	0.42
9:R:578:ASN:HB2	9:R:670:THR:HG21	2.00	0.42
9:R:809:LYS:HG2	9:R:813:GLU:OE1	2.19	0.42
10:S:511:LEU:HB3	10:S:515:ARG:NH1	2.34	0.42
10:S:613:LEU:HA	10:S:616:CYS:SG	2.59	0.42
10:S:661:TRP:HZ3	10:S:712:VAL:HA	1.84	0.42
10:S:767:TYR:CZ	10:S:848:MET:HE1	2.54	0.42
10:S:1121:LEU:CD2	10:S:1291:ILE:HD13	2.48	0.42
10:S:1356:MET:CG	10:S:1357:THR:H	2.32	0.42
10:S:1630:LEU:HD22	10:S:1637:HIS:CD2	2.54	0.42
10:S:1720:ARG:O	10:S:1800:VAL:HG11	2.19	0.42
10:S:1904:TRP:HE1	10:S:2001:ARG:CD	2.32	0.42
12:U:267:TYR:OH	12:U:301:ARG:NH1	2.52	0.42
12:U:310:GLN:O	12:U:311:ASP:HB2	2.19	0.42
12:U:344:HIS:CD2	12:U:345:GLN:HG3	2.53	0.42

Continued on next page...

Continued from previous page...

Atom-1	Atom-2	Interatomic distance (Å)	Clash overlap (Å)
12:U:572:SER:O	12:U:575:VAL:HG12	2.19	0.42
1:A:306:LEU:HD11	1:A:325:TYR:HB3	2.00	0.42
1:A:401:LEU:CD2	1:A:421:TYR:HB3	2.48	0.42
1:A:596:TYR:CE2	4:D:1128:LEU:HD11	2.54	0.42
2:B:8:LYS:HG3	2:B:61:GLU:OE1	2.19	0.42
2:B:17:THR:OG1	2:B:352:ASP:OD2	2.29	0.42
3:C:16:HIS:CG	3:C:61:TRP:HA	2.55	0.42
3:C:158:GLU:O	3:C:159:ILE:HD13	2.19	0.42
4:D:309:ARG:HG2	4:D:321:VAL:HG13	2.01	0.42
4:D:432:ALA:C	11:T:114:SER:H	2.27	0.42
4:D:1000:ARG:HE	4:D:1023:ILE:HD13	1.84	0.42
4:D:1087:HIS:HA	4:D:1092:ASN:ND2	2.25	0.42
4:D:1293:SER:O	4:D:1297:LYS:HG2	2.19	0.42
4:D:1302:ASN:O	4:D:1303:THR:OG1	2.35	0.42
4:D:1305:TYR:O	4:D:1309:ILE:HD12	2.19	0.42
4:D:1393:LEU:O	4:D:1397:GLU:HG3	2.19	0.42
5:E:240:SER:HB2	5:E:242:TYR:O	2.18	0.42
5:E:252:ASP:OD2	5:E:272:TYR:HB3	2.19	0.42
6:F:387:TRP:HE3	6:F:637:MET:HE1	1.84	0.42
7:G:30:THR:O	7:G:37:VAL:HG13	2.19	0.42
8:H:181:LYS:CD	8:H:201:LEU:HD21	2.50	0.42
9:I:415:ILE:HD12	9:I:434:PHE:CE2	2.54	0.42
9:I:825:GLN:O	9:I:829:GLU:OE1	2.36	0.42
9:I:979:ILE:O	9:I:983:GLU:OE1	2.36	0.42
9:I:1030:ASN:HA	9:I:1033:MET:HG3	2.00	0.42
1:J:7:ASP:HB3	1:J:8:PRO:HD2	2.02	0.42
1:J:87:GLU:HB2	2:K:309:ARG:HE	1.84	0.42
1:J:107:SER:HA	1:J:110:ARG:CD	2.49	0.42
1:J:603:GLU:CD	1:J:603:GLU:H	2.23	0.42
4:M:155:ILE:CG2	4:M:162:HIS:HB2	2.49	0.42
4:M:156:LEU:HD23	4:M:231:LEU:HG	2.01	0.42
4:M:974:LEU:HB2	4:M:977:LEU:HD12	2.00	0.42
4:M:1085:ALA:HA	4:M:1088:ILE:HD13	2.01	0.42
4:M:1426:THR:O	4:M:1430:LYS:HD3	2.19	0.42
5:N:174:HIS:CD2	5:N:180:LYS:HB3	2.54	0.42
6:O:343:PHE:CE2	6:O:679:LEU:HD12	2.53	0.42
6:O:739:LYS:H	6:O:739:LYS:HG2	1.69	0.42
7:P:263:VAL:HG12	7:P:265:TRP:CD1	2.54	0.42
8:Q:338:LEU:HD13	8:Q:414:TYR:CD2	2.55	0.42
9:R:236:LEU:O	9:R:238:GLN:NE2	2.46	0.42
9:R:365:VAL:HG12	9:R:376:ILE:HG12	2.00	0.42

Continued on next page...

Continued from previous page...

Atom-1	Atom-2	Interatomic distance (Å)	Clash overlap (Å)
9:R:614:GLN:NE2	9:R:617:GLY:H	2.17	0.42
9:R:800:TYR:CD2	9:R:823:TYR:HD1	2.36	0.42
9:R:873:MET:SD	9:R:881:PHE:HB3	2.59	0.42
10:S:153:ARG:O	10:S:238:GLN:NE2	2.52	0.42
10:S:255:LYS:HD3	10:S:321:LYS:NZ	2.34	0.42
10:S:820:MET:HE3	10:S:846:CYS:SG	2.59	0.42
10:S:844:ALA:O	10:S:848:MET:HG3	2.18	0.42
10:S:1064:ILE:H	10:S:1064:ILE:HD12	1.83	0.42
10:S:1329:LEU:HD12	10:S:1330:MET:N	2.34	0.42
10:S:1330:MET:O	10:S:1334:ALA:CB	2.67	0.42
10:S:1602:ARG:NH2	10:S:1614:ARG:HH12	2.17	0.42
10:S:1679:ILE:HG23	10:S:1683:ALA:HB3	2.01	0.42
10:S:1806:TRP:CD1	10:S:1945:ASP:H	2.37	0.42
11:T:232:THR:O	11:T:234:GLN:HG2	2.19	0.42
11:T:579:ARG:O	11:T:583:GLU:OE1	2.37	0.42
11:T:859:ARG:HA	11:T:862:GLN:HG2	2.01	0.42
11:T:863:VAL:HG12	11:T:864:MET:HE2	2.01	0.42
11:T:913:MET:O	11:T:917:MET:HE3	2.19	0.42
12:U:37:GLN:O	12:U:41:GLU:HG2	2.19	0.42
12:U:41:GLU:OE1	12:U:44:ARG:HD2	2.19	0.42
12:U:483:LEU:HD23	12:U:485:ARG:N	2.32	0.42
12:U:629:LEU:HD12	12:U:632:LEU:HD12	2.01	0.42
1:A:148:GLU:HG3	1:A:152:ILE:CG1	2.48	0.42
1:A:386:GLN:HA	1:A:389:ASN:OD1	2.19	0.42
1:A:444:THR:HG21	1:A:447:LYS:NZ	2.34	0.42
1:A:515:THR:HB	2:B:106:ASN:OD1	2.19	0.42
1:A:569:CYS:HA	1:A:605:ARG:HE	1.84	0.42
2:B:138:SER:HA	2:B:139:PRO:HA	1.64	0.42
2:B:178:LEU:CD2	2:B:245:ARG:HA	2.46	0.42
3:C:16:HIS:H	3:C:31:SER:HA	1.84	0.42
3:C:205:ASN:O	3:C:207:ARG:NH1	2.35	0.42
4:D:645:ILE:HD12	4:D:730:ARG:HH21	1.84	0.42
4:D:1059:ASN:OD1	6:F:910:ARG:NH2	2.52	0.42
4:D:1150:TYR:OH	4:D:1152:ARG:O	2.28	0.42
4:D:1215:VAL:HG13	4:D:1241:ILE:HD11	2.02	0.42
4:D:1272:LEU:HD21	4:D:1290:LEU:HD13	2.01	0.42
7:G:40:PHE:CZ	7:G:49:LEU:HD13	2.55	0.42
8:H:604:THR:C	8:H:609:ARG:HH21	2.22	0.42
9:I:721:MET:HE2	9:I:721:MET:HB3	1.92	0.42
9:I:1125:GLU:O	9:I:1128:LEU:HB3	2.19	0.42
1:J:227:MET:HB3	1:J:278:MET:HE2	2.00	0.42

Continued on next page...

Continued from previous page...

Atom-1	Atom-2	Interatomic distance (Å)	Clash overlap (Å)
1:J:299:MET:HA	1:J:304:HIS:ND1	2.35	0.42
1:J:310:LEU:HD12	1:J:317:VAL:HB	2.01	0.42
3:L:92:GLU:H	3:L:99:GLY:H	1.67	0.42
4:M:131:LYS:HE3	4:M:131:LYS:HB3	1.78	0.42
4:M:293:LEU:HD22	4:M:382:TYR:HE1	1.83	0.42
4:M:482:LEU:HD22	4:M:505:VAL:HG22	2.01	0.42
4:M:483:ARG:HA	4:M:507:LYS:NZ	2.34	0.42
4:M:506:GLU:OE1	5:N:242:TYR:HB3	2.18	0.42
4:M:540:GLN:HB3	9:R:83:PRO:HG3	2.01	0.42
4:M:974:LEU:HD21	5:N:273:PRO:O	2.19	0.42
4:M:1099:VAL:HG12	4:M:1100:MET:HE2	2.01	0.42
4:M:1280:GLU:O	4:M:1281:SER:HB3	2.19	0.42
4:M:1289:ARG:HH21	4:M:1292:ILE:HD11	1.85	0.42
6:O:725:ILE:H	6:O:725:ILE:HD12	1.83	0.42
8:Q:254:LEU:HA	8:Q:257:GLN:CD	2.44	0.42
8:Q:339:LYS:HD2	8:Q:414:TYR:OH	2.20	0.42
8:Q:520:ASP:O	8:Q:524:GLU:OE1	2.37	0.42
8:Q:737:GLU:O	8:Q:738:HIS:C	2.61	0.42
8:Q:845:LEU:HD11	8:Q:879:LEU:HD21	2.00	0.42
9:R:855:ILE:O	9:R:859:ILE:HG12	2.18	0.42
9:R:873:MET:SD	9:R:881:PHE:HD2	2.42	0.42
10:S:327:ALA:CB	10:S:360:ALA:HA	2.48	0.42
10:S:759:ALA:O	10:S:762:VAL:HG12	2.18	0.42
10:S:926:ILE:HG23	10:S:930:ILE:HD11	2.01	0.42
10:S:1037:LEU:HD11	10:S:1060:CYS:HB3	2.01	0.42
10:S:1104:ILE:HD11	10:S:1273:CYS:SG	2.59	0.42
11:T:307:SER:HB2	11:T:323:GLU:OE2	2.19	0.42
11:T:677:LEU:HD23	11:T:679:ASP:H	1.83	0.42
11:T:955:HIS:O	11:T:960:ASN:N	2.51	0.42
12:U:115:GLU:HG2	12:U:118:ARG:NH2	2.34	0.42
12:U:289:GLY:O	12:U:293:LEU:HG	2.20	0.42
12:U:659:SER:N	12:U:663:ARG:HH12	2.17	0.42
1:A:260:ARG:NH1	1:A:286:LEU:HA	2.35	0.42
1:A:480:ARG:HH21	1:A:481:LEU:HG	1.85	0.42
1:A:514:PHE:CE2	1:A:540:ARG:HA	2.54	0.42
2:B:34:ALA:HB3	2:B:83:PHE:HZ	1.84	0.42
3:C:106:ARG:HD2	3:C:106:ARG:HA	1.77	0.42
4:D:41:ASN:OD1	4:D:429:ARG:HD2	2.19	0.42
4:D:366:GLN:O	4:D:366:GLN:HG2	2.20	0.42
5:E:282:ILE:HD13	5:E:292:LEU:HD23	1.99	0.42
6:F:688:GLU:HA	6:F:691:VAL:HG22	2.01	0.42

Continued on next page...

Continued from previous page...

Atom-1	Atom-2	Interatomic distance (Å)	Clash overlap (Å)
6:F:767:ALA:CB	6:F:776:LEU:HD12	2.49	0.42
6:F:827:LYS:H	6:F:827:LYS:HG2	1.62	0.42
7:G:122:CYS:O	7:G:129:ILE:HG23	2.19	0.42
7:G:183:VAL:HG12	7:G:193:ILE:CD1	2.45	0.42
7:G:282:ASP:O	7:G:284:LYS:NZ	2.31	0.42
8:H:177:ILE:HD12	8:H:208:MET:HE2	2.01	0.42
8:H:232:PHE:O	8:H:232:PHE:CD2	2.72	0.42
8:H:365:ARG:O	8:H:369:LEU:HG	2.18	0.42
8:H:845:LEU:HB2	8:H:846:PRO:HD3	2.00	0.42
9:I:498:ASP:HB3	4:M:178:ILE:HG21	2.01	0.42
9:I:1067:TRP:HB3	9:I:1121:ASN:ND2	2.34	0.42
1:J:480:ARG:NH1	2:K:102:ARG:HH12	2.17	0.42
2:K:102:ARG:HB2	2:K:113:ASN:HB2	2.01	0.42
2:K:321:LEU:HD13	2:K:332:LYS:HD2	2.01	0.42
3:L:106:ARG:HD2	3:L:106:ARG:HA	1.74	0.42
4:M:618:ASP:OD1	4:M:619:TYR:N	2.52	0.42
4:M:686:THR:OG1	4:M:867:GLN:HB3	2.19	0.42
4:M:1116:GLY:O	4:M:1119:LYS:N	2.52	0.42
4:M:1128:LEU:O	4:M:1132:ARG:HG2	2.19	0.42
4:M:1143:GLN:N	4:M:1175:GLU:O	2.33	0.42
5:N:25:ASN:OD1	5:N:35:LEU:HB3	2.19	0.42
6:O:459:LYS:HD3	6:O:459:LYS:HA	1.73	0.42
6:O:529:LEU:HD11	6:O:571:CYS:SG	2.60	0.42
6:O:801:VAL:CG1	6:O:805:TYR:HE2	2.32	0.42
7:P:95:LYS:HE3	7:P:98:GLU:HB2	1.99	0.42
9:R:104:HIS:CD2	9:R:152:ILE:HD11	2.54	0.42
9:R:171:THR:O	9:R:173:GLU:N	2.50	0.42
9:R:305:VAL:HG23	9:R:306:LEU:H	1.84	0.42
9:R:655:GLN:HA	9:R:671:ALA:HB3	2.01	0.42
10:S:276:LEU:O	10:S:388:ARG:NE	2.52	0.42
10:S:335:LEU:HD22	10:S:399:LEU:HD12	2.01	0.42
10:S:482:GLN:H	10:S:483:ARG:NH1	2.17	0.42
10:S:679:ARG:HG3	10:S:682:VAL:HG11	2.00	0.42
10:S:908:GLU:O	10:S:912:GLU:OE1	2.36	0.42
11:T:588:LYS:HA	11:T:591:LEU:HG	2.02	0.42
11:T:748:TYR:HA	11:T:750:PRO:HD3	2.01	0.42
12:U:216:LEU:HB3	12:U:218:ASP:OD2	2.19	0.42
1:A:194:PHE:O	1:A:198:VAL:HG23	2.19	0.42
1:A:535:PHE:HB2	1:A:566:ILE:HD12	2.00	0.42
2:B:101:PHE:HD2	2:B:110:LEU:HD22	1.85	0.42
2:B:346:LEU:CD2	10:S:747:ARG:HH21	2.33	0.42

Continued on next page...

Continued from previous page...

Atom-1	Atom-2	Interatomic distance (Å)	Clash overlap (Å)
3:C:227:PHE:HD1	3:C:236:HIS:CE1	2.36	0.42
4:D:718:ILE:HD11	4:D:820:VAL:HB	2.01	0.42
4:D:941:ASP:OD1	4:D:941:ASP:N	2.53	0.42
4:D:982:ALA:O	4:D:986:ILE:HG23	2.19	0.42
5:E:298:VAL:HB	5:E:316:TYR:CZ	2.54	0.42
6:F:410:ARG:CZ	6:F:549:VAL:HG22	2.49	0.42
7:G:62:GLN:HE22	7:G:108:SER:C	2.27	0.42
7:G:65:TRP:CG	7:G:74:LEU:HD21	2.54	0.42
7:G:135:THR:HB	7:G:138:GLY:H	1.85	0.42
8:H:404:ARG:HH22	8:H:469:LEU:HA	1.84	0.42
8:H:644:HIS:CG	8:H:645:HIS:H	2.37	0.42
9:I:766:GLN:NE2	9:I:770:ILE:HD11	2.35	0.42
1:J:68:LEU:HB3	1:J:72:PHE:CZ	2.54	0.42
1:J:629:LYS:HA	1:J:632:MET:HG2	2.01	0.42
2:K:372:ARG:HG3	2:K:373:LEU:HG	2.02	0.42
3:L:145:PRO:HD2	3:L:152:GLN:HG3	2.01	0.42
4:M:125:ASN:O	4:M:187:PHE:HB2	2.20	0.42
4:M:282:ALA:HA	4:M:304:GLN:HE21	1.84	0.42
4:M:457:GLN:HB3	4:M:531:TRP:CZ3	2.54	0.42
6:O:428:GLU:OE2	6:O:528:GLN:NE2	2.52	0.42
6:O:572:TYR:OH	6:O:598:ARG:HD2	2.20	0.42
6:O:635:TRP:CZ3	6:O:636:HIS:CE1	3.08	0.42
6:O:788:HIS:O	6:O:792:ILE:HG13	2.20	0.42
6:O:840:GLU:HG3	6:O:853:GLN:NE2	2.35	0.42
8:Q:165:LEU:HD23	8:Q:547:PHE:HE1	1.84	0.42
8:Q:315:ASP:HB2	8:Q:318:ALA:HB2	2.01	0.42
8:Q:404:ARG:HH22	8:Q:469:LEU:HA	1.84	0.42
8:Q:809:TYR:O	8:Q:813:LEU:HB2	2.20	0.42
9:R:546:ALA:HA	9:R:549:GLN:HG2	2.01	0.42
9:R:567:GLU:CD	9:R:574:ALA:H	2.27	0.42
9:R:631:GLU:HG2	9:R:725:ALA:HA	2.02	0.42
9:R:658:LEU:HD11	9:R:675:TYR:HB2	2.00	0.42
10:S:673:VAL:HG22	10:S:726:ALA:HB2	2.01	0.42
10:S:1839:LEU:HD13	10:S:1878:LEU:HB2	2.01	0.42
11:T:962:ILE:H	11:T:962:ILE:HD12	1.84	0.42
12:U:174:GLY:H	12:U:544:ASP:CG	2.26	0.42
12:U:546:ARG:O	12:U:549:LEU:HB2	2.19	0.42
12:U:703:TYR:CD1	12:U:756:ILE:HD11	2.54	0.42
1:A:5:ASP:HB3	3:C:314:LYS:CB	2.46	0.42
1:A:453:ARG:O	1:A:454:ILE:C	2.62	0.42
2:B:267:HIS:NE2	2:B:270:ASN:OD1	2.53	0.42

Continued on next page...

Continued from previous page...

Atom-1	Atom-2	Interatomic distance (Å)	Clash overlap (Å)
2:B:299:LEU:HD12	2:B:302:ARG:NH1	2.34	0.42
3:C:72:GLN:H	3:C:72:GLN:CD	2.28	0.42
3:C:80:ASP:O	3:C:82:THR:HG23	2.19	0.42
4:D:974:LEU:HD22	5:E:275:LYS:NZ	2.35	0.42
4:D:999:LEU:HD12	4:D:1000:ARG:N	2.35	0.42
4:D:1146:SER:HA	4:D:1166:SER:HA	2.02	0.42
5:E:220:ASN:OD1	5:E:221:THR:N	2.52	0.42
6:F:328:GLU:HA	6:F:331:ASN:HB3	2.01	0.42
6:F:686:VAL:HG22	7:G:162:VAL:HG12	2.01	0.42
6:F:784:ALA:HA	6:F:795:TRP:NE1	2.34	0.42
7:G:12:HIS:HE1	7:G:15:MET:HA	1.83	0.42
7:G:74:LEU:HG	7:G:93:TRP:CH2	2.55	0.42
7:G:184:SER:OG	7:G:194:TRP:CH2	2.70	0.42
8:H:280:ILE:C	8:H:282:TYR:N	2.76	0.42
9:I:168:MET:HE2	9:I:178:TYR:HD1	1.84	0.42
9:I:1017:GLN:NE2	9:I:1018:LEU:HG	2.34	0.42
1:J:26:SER:C	1:J:32:LEU:HD12	2.44	0.42
1:J:517:LEU:HD11	1:J:540:ARG:HD3	2.02	0.42
3:L:40:ASP:OD2	3:L:50:THR:HG21	2.19	0.42
3:L:158:GLU:O	3:L:159:ILE:HD13	2.19	0.42
4:M:1117:LEU:HA	4:M:1120:GLN:OE1	2.20	0.42
5:N:169:MET:HE2	5:N:185:GLU:C	2.44	0.42
5:N:260:SER:HA	5:N:304:TRP:CG	2.54	0.42
6:O:562:GLU:CD	6:O:562:GLU:H	2.27	0.42
8:Q:301:MET:HE2	12:U:114:ILE:HD11	2.01	0.42
8:Q:455:GLU:HA	8:Q:458:ALA:HB3	2.02	0.42
9:R:793:LEU:HD11	9:R:830:LEU:HD13	2.02	0.42
10:S:194:ASP:O	10:S:198:GLU:HG2	2.19	0.42
10:S:506:LEU:HA	10:S:506:LEU:HD23	1.84	0.42
10:S:977:ARG:O	10:S:980:THR:OG1	2.27	0.42
10:S:1217:LYS:HA	10:S:1223:THR:HA	2.01	0.42
10:S:1225:CYS:SG	10:S:1229:LEU:HD22	2.59	0.42
10:S:1405:PHE:O	10:S:1409:THR:HG23	2.19	0.42
10:S:2009:SER:OG	10:S:2010:ARG:N	2.53	0.42
11:T:145:LEU:HB3	11:T:149:LEU:HB2	2.01	0.42
12:U:239:ALA:HB1	12:U:244:LYS:HB2	2.02	0.42
12:U:428:ALA:HB1	12:U:432:PRO:HB3	2.00	0.42
12:U:552:PHE:CD2	12:U:571:VAL:HG12	2.55	0.42
12:U:647:LEU:O	12:U:651:VAL:HG23	2.20	0.42
1:A:6:VAL:HA	3:C:331:GLN:HE21	1.84	0.42
1:A:497:ALA:HB3	1:A:530:SER:HB2	2.00	0.42

Continued on next page...

Continued from previous page...

Atom-1	Atom-2	Interatomic distance (Å)	Clash overlap (Å)
1:A:592:ALA:O	1:A:595:THR:OG1	2.22	0.42
1:A:642:ALA:O	1:A:646:VAL:HG23	2.20	0.42
3:C:318:VAL:O	3:C:320:LYS:NZ	2.44	0.42
4:D:349:SER:HB3	4:D:352:LEU:HD13	2.01	0.42
4:D:585:GLY:HA3	4:D:610:ILE:HG23	2.01	0.42
4:D:1282:SER:O	4:D:1286:GLU:HG3	2.19	0.42
5:E:1:MET:H3	5:E:252:ASP:H	1.68	0.42
6:F:251:PHE:CD1	7:G:304:LYS:HE3	2.55	0.42
6:F:540:TRP:HB2	6:F:541:TYR:CE2	2.55	0.42
6:F:776:LEU:HA	6:F:779:PHE:CB	2.47	0.42
9:I:207:LYS:HG3	9:I:270:TRP:CZ2	2.54	0.42
9:I:405:GLN:HG3	9:I:424:ARG:H	1.85	0.42
9:I:517:CYS:O	9:I:519:LYS:NZ	2.52	0.42
9:I:831:LEU:CB	5:N:1:MET:HB2	2.39	0.42
1:J:483:SER:O	1:J:487:TRP:HD1	2.02	0.42
2:K:224:PRO:HD3	2:K:266:PHE:CG	2.55	0.42
4:M:1218:LEU:HD11	4:M:1226:THR:HB	2.00	0.42
4:M:1401:ASN:OD1	4:M:1403:HIS:HB3	2.19	0.42
6:O:602:VAL:C	6:O:606:LYS:HZ3	2.28	0.42
6:O:641:LEU:O	6:O:646:TYR:N	2.51	0.42
8:Q:570:ARG:O	8:Q:574:GLU:OE1	2.38	0.42
10:S:126:THR:O	10:S:130:VAL:HG23	2.19	0.42
10:S:266:LYS:CD	10:S:378:SER:HB3	2.49	0.42
10:S:499:SER:HB2	10:S:534:ASN:ND2	2.33	0.42
10:S:532:LYS:CA	10:S:552:TRP:HZ3	2.32	0.42
10:S:756:TRP:HB3	10:S:838:HIS:HB3	2.00	0.42
10:S:1222:GLN:HG2	10:S:1224:VAL:HG22	2.02	0.42
10:S:1282:GLU:HA	10:S:1285:ARG:NH2	2.35	0.42
10:S:1317:HIS:HD2	10:S:1398:ILE:HD11	1.83	0.42
10:S:1902:ILE:HG23	10:S:1906:HIS:HD2	1.83	0.42
10:S:1902:ILE:O	10:S:1905:ARG:HG3	2.19	0.42
10:S:1907:LEU:HD13	10:S:2005:LEU:HB2	2.02	0.42
11:T:584:TRP:HA	11:T:587:LYS:HG2	2.02	0.42
11:T:704:GLN:O	11:T:708:LEU:HG	2.20	0.42
11:T:858:LEU:HB2	11:T:884:ASN:ND2	2.34	0.42
12:U:206:VAL:O	12:U:210:THR:OG1	2.25	0.42
12:U:406:GLU:C	12:U:410:LYS:HG3	2.44	0.42
12:U:538:ARG:HA	12:U:541:GLU:CD	2.44	0.42
1:A:473:MET:HE3	3:C:69:GLU:HA	2.00	0.42
1:A:497:ALA:CB	1:A:530:SER:HB2	2.50	0.42
1:A:514:PHE:HE2	1:A:540:ARG:HA	1.84	0.42

Continued on next page...

Continued from previous page...

Atom-1	Atom-2	Interatomic distance (Å)	Clash overlap (Å)
1:A:550:GLN:NE2	1:A:553:GLU:OE2	2.44	0.42
2:B:15:SER:O	2:B:350:SER:HB2	2.20	0.42
2:B:100:ILE:O	2:B:115:ARG:NH1	2.37	0.42
2:B:210:VAL:H	2:B:214:ARG:HD2	1.85	0.42
4:D:1292:ILE:HA	4:D:1295:LEU:HD12	2.02	0.42
4:D:1297:LYS:HG3	4:D:1298:TYR:N	2.34	0.42
6:F:250:SER:HG	7:G:265:TRP:HH2	1.66	0.42
6:F:387:TRP:CD1	6:F:644:LEU:HD13	2.55	0.42
6:F:488:ASP:O	6:F:492:LEU:HG	2.19	0.42
6:F:811:MET:SD	6:F:812:LEU:N	2.93	0.42
8:H:637:LYS:NZ	8:H:658:GLU:HG3	2.34	0.42
1:J:593:GLU:HA	1:J:596:TYR:CD2	2.55	0.42
1:J:603:GLU:HA	1:J:606:MET:HB3	2.02	0.42
3:L:105:LYS:HD3	3:L:108:THR:OG1	2.20	0.42
3:L:309:TYR:O	3:L:310:MET:HE2	2.20	0.42
4:M:260:SER:O	4:M:265:ARG:NE	2.51	0.42
4:M:469:ARG:HG3	4:M:470:PHE:CD2	2.54	0.42
4:M:797:LEU:HD11	4:M:888:TYR:OH	2.19	0.42
4:M:844:GLY:HA3	4:M:850:ARG:CZ	2.50	0.42
4:M:1183:GLU:O	4:M:1187:VAL:HG23	2.20	0.42
6:O:339:PRO:HB2	6:O:724:TRP:CZ2	2.54	0.42
6:O:406:ASN:HB3	6:O:548:THR:HA	2.01	0.42
6:O:825:LEU:HB3	6:O:871:GLN:NE2	2.34	0.42
7:P:72:ASN:HB2	7:P:88:GLU:CB	2.46	0.42
7:P:241:ILE:HG21	7:P:296:TRP:HE1	1.85	0.42
8:Q:162:VAL:O	8:Q:165:LEU:HB3	2.18	0.42
8:Q:237:PRO:HG2	8:Q:461:ILE:HG12	2.02	0.42
8:Q:242:LYS:HD2	8:Q:242:LYS:N	2.35	0.42
8:Q:365:ARG:O	8:Q:369:LEU:HG	2.19	0.42
8:Q:377:ASP:OD1	8:Q:378:ALA:N	2.52	0.42
8:Q:404:ARG:N	8:Q:404:ARG:HD2	2.35	0.42
9:R:570:PRO:HB3	9:R:668:ASN:HB2	2.02	0.42
10:S:233:TYR:CE1	10:S:273:MET:HG3	2.55	0.42
10:S:641:ALA:CB	10:S:700:LEU:HD13	2.48	0.42
10:S:1013:SER:HA	10:S:1079:ARG:NH2	2.32	0.42
10:S:1721:PHE:HB3	10:S:1752:MET:SD	2.59	0.42
10:S:1795:ARG:O	10:S:1796:GLN:HG3	2.20	0.42
11:T:52:PRO:HD3	11:T:77:PRO:HA	2.02	0.42
11:T:144:HIS:CD2	11:T:145:LEU:HG	2.55	0.42
12:U:338:VAL:HG22	12:U:341:ARG:NH2	2.31	0.42
12:U:407:VAL:HG12	12:U:454:PHE:CD1	2.55	0.42

Continued on next page...

Continued from previous page...

Atom-1	Atom-2	Interatomic distance (Å)	Clash overlap (Å)
12:U:623:PHE:CD2	12:U:624:GLU:HG3	2.55	0.42
12:U:709:ASP:OD1	12:U:710:LEU:N	2.53	0.42
1:A:127:ALA:HA	1:A:130:TYR:CD2	2.55	0.42
1:A:391:TYR:HE1	1:A:395:ASN:OD1	2.03	0.42
1:A:430:ARG:HG2	1:A:431:GLU:OE2	2.20	0.42
1:A:576:LEU:HD12	1:A:602:LEU:HD21	2.02	0.42
2:B:3:ASP:HB3	2:B:372:ARG:O	2.20	0.42
2:B:3:ASP:CB	2:B:372:ARG:HB3	2.49	0.42
2:B:10:VAL:HG12	2:B:366:ALA:CA	2.48	0.42
2:B:47:VAL:HB	2:B:69:LEU:HB2	2.02	0.42
2:B:303:SER:O	2:B:306:ASN:ND2	2.45	0.42
4:D:334:ILE:HD13	4:D:368:GLN:HE22	1.85	0.42
4:D:645:ILE:HD12	4:D:730:ARG:NH2	2.35	0.42
4:D:663:ASN:HA	4:D:666:GLN:OE1	2.20	0.42
4:D:677:PHE:O	4:D:680:GLN:HG3	2.20	0.42
4:D:1004:PHE:CZ	4:D:1036:LEU:HD12	2.53	0.42
4:D:1078:ASN:HB2	4:D:1081:GLU:CG	2.46	0.42
7:G:54:ARG:CG	7:G:55:GLY:N	2.82	0.42
7:G:112:ALA:HB2	7:G:158:TRP:CH2	2.55	0.42
8:H:763:GLN:HB2	8:H:790:PHE:HD1	1.85	0.42
8:H:862:TYR:O	8:H:866:LEU:HG	2.20	0.42
8:H:864:ASP:O	8:H:868:LEU:HG	2.20	0.42
1:J:470:THR:HA	1:J:473:MET:HE3	2.00	0.42
1:J:548:GLN:HG2	1:J:550:GLN:OE1	2.20	0.42
2:K:195:TRP:HE1	2:K:204:PRO:HA	1.85	0.42
2:K:267:HIS:HD1	2:K:270:ASN:H	1.68	0.42
3:L:85:VAL:HG11	3:L:153:TRP:CH2	2.54	0.42
4:M:460:TYR:CG	4:M:531:TRP:HB3	2.54	0.42
4:M:685:GLU:HB2	4:M:873:ASN:HD21	1.83	0.42
4:M:1186:TYR:O	4:M:1190:GLN:HG3	2.20	0.42
5:N:306:ARG:HD2	5:N:307:ARG:HH11	1.85	0.42
6:O:378:LEU:HD12	6:O:416:TRP:HZ2	1.84	0.42
9:R:480:LEU:O	9:R:483:VAL:HG12	2.20	0.42
10:S:741:PHE:HA	10:S:744:TYR:HD1	1.85	0.42
10:S:1016:ASN:HD22	10:S:1079:ARG:HH22	1.68	0.42
10:S:1233:VAL:O	10:S:1237:GLU:HG2	2.20	0.42
10:S:1355:PRO:HB3	10:S:1360:GLY:CA	2.49	0.42
12:U:171:GLY:N	12:U:540:PHE:HA	2.34	0.42
12:U:672:ALA:HB2	12:U:690:PHE:HE2	1.85	0.42
1:A:420:ASP:O	1:A:423:ASP:HB3	2.19	0.42
1:A:631:GLU:O	1:A:635:LEU:HG	2.19	0.42

Continued on next page...

Continued from previous page...

Atom-1	Atom-2	Interatomic distance (Å)	Clash overlap (Å)
2:B:162:ARG:NH2	2:B:164:ILE:HA	2.34	0.42
4:D:701:LEU:HA	4:D:704:LEU:HB3	2.01	0.42
4:D:1087:HIS:HB3	4:D:1096:ALA:HB2	2.01	0.42
4:D:1135:ARG:HB3	4:D:1138:TYR:CD2	2.55	0.42
5:E:182:MET:HE2	5:E:216:TRP:NE1	2.34	0.42
6:F:382:LEU:O	6:F:386:LEU:HG	2.20	0.42
6:F:393:LEU:HA	6:F:396:SER:OG	2.19	0.42
7:G:218:ALA:HB2	7:G:267:VAL:CG2	2.50	0.42
8:H:180:LEU:CD2	8:H:201:LEU:HD13	2.48	0.42
8:H:242:LYS:HD2	8:H:242:LYS:N	2.35	0.42
8:H:292:THR:HA	8:H:295:THR:HG22	2.01	0.42
8:H:860:LYS:HE2	8:H:860:LYS:HB2	1.91	0.42
9:I:661:ARG:CD	9:I:681:GLN:HG3	2.45	0.42
9:I:937:LEU:HD13	9:I:957:LEU:HB3	2.01	0.42
1:J:489:ILE:HB	2:K:26:SER:CA	2.49	0.42
1:J:490:ARG:HH11	2:K:25:SER:HA	1.84	0.42
2:K:16:ARG:NH2	2:K:45:VAL:HG22	2.35	0.42
2:K:20:ARG:HG3	2:K:103:HIS:CE1	2.54	0.42
3:L:272:ALA:N	3:L:273:GLN:OE1	2.53	0.42
4:M:448:LEU:HB3	4:M:459:ALA:HB1	2.02	0.42
4:M:1334:ALA:O	4:M:1337:LEU:HB3	2.20	0.42
5:N:150:ARG:HD3	5:N:152:TRP:CZ2	2.55	0.42
5:N:306:ARG:HD2	5:N:307:ARG:NH1	2.34	0.42
6:O:250:SER:N	7:P:265:TRP:HZ3	2.18	0.42
6:O:250:SER:H	7:P:265:TRP:HZ3	1.66	0.42
6:O:393:LEU:HA	6:O:396:SER:OG	2.20	0.42
6:O:720:LEU:HD23	6:O:725:ILE:HD11	2.01	0.42
8:Q:181:LYS:CD	8:Q:201:LEU:HD21	2.48	0.42
8:Q:209:VAL:HB	8:Q:264:TRP:HZ2	1.85	0.42
8:Q:222:ILE:HD11	8:Q:551:LEU:HD22	2.02	0.42
8:Q:685:ALA:O	8:Q:688:ARG:HB2	2.20	0.42
8:Q:687:MET:HA	8:Q:690:PHE:CD2	2.55	0.42
8:Q:748:HIS:CE1	8:Q:752:ASN:HD21	2.38	0.42
9:R:64:HIS:CD2	9:R:65:PRO:HD2	2.54	0.42
9:R:270:TRP:CZ3	9:R:276:PHE:HB2	2.54	0.42
9:R:931:GLU:HG2	9:R:967:PHE:CZ	2.55	0.42
10:S:1090:SER:O	10:S:1094:HIS:ND1	2.52	0.42
10:S:1234:LEU:O	10:S:1238:VAL:HG13	2.20	0.42
10:S:1279:HIS:HA	10:S:1282:GLU:OE1	2.19	0.42
10:S:1316:LEU:O	10:S:1320:ILE:HG22	2.19	0.42
10:S:1436:GLU:H	10:S:1450:ARG:HH22	1.68	0.42

Continued on next page...

Continued from previous page...

Atom-1	Atom-2	Interatomic distance (Å)	Clash overlap (Å)
10:S:1877:ARG:NH2	10:S:1880:LYS:HD2	2.35	0.42
11:T:86:PHE:CE2	11:T:88:TRP:HB3	2.55	0.42
11:T:152:PHE:CE1	11:T:211:LEU:HD23	2.55	0.42
11:T:715:LYS:HG3	11:T:716:TRP:CD1	2.55	0.42
12:U:543:THR:HG22	12:U:544:ASP:N	2.35	0.42
12:U:546:ARG:HA	12:U:549:LEU:CD1	2.49	0.42
1:A:25:PHE:CG	1:A:26:SER:N	2.88	0.41
1:A:135:SER:O	1:A:138:SER:OG	2.31	0.41
1:A:357:GLN:O	1:A:361:GLU:HG3	2.20	0.41
1:A:441:PRO:HA	3:C:23:HIS:CE1	2.54	0.41
1:A:445:GLU:HA	2:B:25:SER:CB	2.50	0.41
1:A:532:ARG:NH1	1:A:568:PRO:HD3	2.34	0.41
1:A:569:CYS:N	1:A:605:ARG:HH21	2.18	0.41
1:A:627:ASN:O	1:A:631:GLU:OE1	2.38	0.41
3:C:133:CYS:C	3:C:140:ARG:HH22	2.29	0.41
3:C:166:SER:OG	3:C:185:GLY:O	2.38	0.41
4:D:939:ARG:H	4:D:939:ARG:HD3	1.85	0.41
5:E:201:ILE:HG13	5:E:202:LEU:N	2.35	0.41
6:F:684:PRO:HA	6:F:687:ARG:NE	2.35	0.41
6:F:841:LEU:HD21	8:Q:471:ARG:NH1	2.35	0.41
7:G:259:LYS:HE2	12:U:280:GLN:CG	2.50	0.41
1:J:573:LEU:O	1:J:577:LEU:HG	2.20	0.41
2:K:226:GLN:HB2	2:K:229:VAL:HB	2.01	0.41
2:K:360:CYS:SG	2:K:368:TYR:HB2	2.60	0.41
3:L:42:SER:HB3	3:L:44:ASN:OD1	2.20	0.41
4:M:242:LYS:HD3	4:M:313:TYR:HE1	1.85	0.41
4:M:611:GLN:O	4:M:615:MET:HG3	2.20	0.41
4:M:640:ARG:O	4:M:643:GLU:HG3	2.20	0.41
4:M:649:LEU:HB2	4:M:658:MET:CE	2.50	0.41
4:M:725:ARG:HA	4:M:728:ILE:HD12	2.02	0.41
5:N:125:GLY:HA3	5:N:145:ASP:OD1	2.19	0.41
6:O:293:SER:H	10:S:724:LEU:HA	1.85	0.41
6:O:530:ASP:O	6:O:534:THR:HG23	2.20	0.41
6:O:603:HIS:HD2	6:O:606:LYS:HZ1	1.67	0.41
6:O:646:TYR:HA	6:O:648:HIS:CE1	2.55	0.41
7:P:20:GLN:CB	7:P:65:TRP:HE1	2.18	0.41
7:P:63:VAL:HG23	7:P:75:ALA:C	2.44	0.41
7:P:110:CYS:O	7:P:120:LEU:HA	2.20	0.41
8:Q:433:CYS:CB	8:Q:438:ASP:HB3	2.47	0.41
8:Q:443:HIS:CE1	8:Q:486:GLU:HB3	2.55	0.41
8:Q:584:VAL:C	8:Q:586:HIS:H	2.28	0.41

Continued on next page...

Continued from previous page...

Atom-1	Atom-2	Interatomic distance (Å)	Clash overlap (Å)
8:Q:718:TRP:HD1	8:Q:724:ASP:OD1	2.02	0.41
9:R:271:ASP:C	9:R:273:GLY:H	2.28	0.41
9:R:559:PRO:CB	9:R:565:TRP:HB3	2.50	0.41
9:R:1054:LYS:O	9:R:1058:LEU:HG	2.19	0.41
10:S:154:LYS:NZ	10:S:162:HIS:H	2.17	0.41
10:S:357:ALA:O	10:S:361:ILE:HG12	2.20	0.41
10:S:383:GLU:HG2	10:S:452:PHE:CD2	2.55	0.41
10:S:531:LEU:HA	10:S:534:ASN:HB2	2.02	0.41
10:S:609:GLU:OE2	10:S:612:ARG:NH2	2.40	0.41
11:T:474:ASN:HA	11:T:491:THR:OG1	2.20	0.41
12:U:35:GLU:O	12:U:38:GLN:HB3	2.20	0.41
1:A:347:LEU:O	1:A:350:ALA:HB3	2.20	0.41
1:A:541:GLU:HA	1:A:544:ARG:NE	2.34	0.41
3:C:78:SER:OG	3:C:79:PHE:N	2.53	0.41
4:D:410:TRP:CD1	4:D:424:HIS:HB3	2.55	0.41
6:F:622:SER:HB3	6:F:628:PRO:HB3	2.01	0.41
6:F:655:GLY:HA2	6:F:658:HIS:ND1	2.35	0.41
6:F:911:GLY:HA2	6:F:914:GLN:CD	2.45	0.41
7:G:242:TRP:CZ2	7:G:254:PRO:HB3	2.56	0.41
8:H:173:CYS:SG	8:H:204:LEU:HD11	2.60	0.41
8:H:437:GLU:O	8:H:441:TRP:HB2	2.21	0.41
8:H:443:HIS:CE1	8:H:486:GLU:HB3	2.55	0.41
8:H:492:LYS:HB3	8:H:493:LYS:H	1.73	0.41
9:I:782:ARG:O	9:I:785:LEU:HB3	2.20	0.41
9:I:1086:VAL:O	9:I:1090:GLN:OE1	2.38	0.41
1:J:293:LEU:HA	1:J:296:ARG:HG3	2.02	0.41
1:J:441:PRO:HB2	3:L:25:ARG:HD2	2.02	0.41
1:J:551:PHE:HD2	1:J:590:PHE:CZ	2.38	0.41
1:J:557:LEU:HD23	1:J:558:LEU:HD22	2.01	0.41
3:L:289:THR:O	3:L:289:THR:HG22	2.20	0.41
4:M:1185:GLU:OE2	4:M:1192:ARG:NH2	2.53	0.41
4:M:1314:LEU:HD13	4:M:1314:LEU:HA	1.94	0.41
4:M:1383:PHE:O	4:M:1385:TYR:N	2.48	0.41
6:O:287:PHE:HE1	10:S:575:ASN:OD1	2.03	0.41
6:O:455:ARG:CZ	6:O:459:LYS:HE2	2.50	0.41
6:O:622:SER:OG	6:O:628:PRO:HA	2.21	0.41
6:O:671:TRP:CZ2	6:O:710:LYS:HD2	2.55	0.41
7:P:35:ARG:HH22	7:P:60:VAL:HG23	1.84	0.41
8:Q:803:ASP:O	8:Q:807:LYS:HG2	2.19	0.41
9:R:812:ASN:HB3	9:R:815:ARG:CD	2.50	0.41
10:S:53:LEU:O	10:S:54:PHE:HB2	2.20	0.41

Continued on next page...

Continued from previous page...

Atom-1	Atom-2	Interatomic distance (Å)	Clash overlap (Å)
10:S:190:ILE:HA	10:S:225:GLN:OE1	2.20	0.41
10:S:272:LEU:O	10:S:276:LEU:HG	2.19	0.41
10:S:502:LEU:H	10:S:547:GLY:N	2.17	0.41
10:S:1113:LEU:HA	10:S:1113:LEU:HD23	1.61	0.41
10:S:1918:ASP:OD2	10:S:1955:SER:OG	2.37	0.41
11:T:129:VAL:HG12	11:T:158:VAL:HG23	2.02	0.41
11:T:187:LEU:HD23	11:T:210:HIS:HB2	2.02	0.41
11:T:532:VAL:HB	11:T:537:LEU:HD11	2.02	0.41
12:U:88:GLU:C	12:U:91:GLU:H	2.28	0.41
12:U:171:GLY:O	12:U:542:PRO:HB2	2.19	0.41
12:U:441:PHE:O	12:U:445:LEU:HG	2.20	0.41
1:A:476:LEU:HB2	1:A:484:ALA:HB2	2.02	0.41
4:D:40:VAL:HG21	11:T:90:LYS:NZ	2.35	0.41
4:D:329:PRO:HD2	11:T:115:LYS:NZ	2.35	0.41
4:D:413:TRP:HE3	4:D:421:VAL:HG23	1.85	0.41
4:D:624:MET:CE	4:D:645:ILE:HG12	2.49	0.41
4:D:672:ILE:HA	4:D:675:ILE:HG12	2.02	0.41
4:D:1107:LEU:HB3	4:D:1120:GLN:NE2	2.35	0.41
4:D:1128:LEU:HA	4:D:1131:LEU:HB2	2.02	0.41
4:D:1218:LEU:HD13	4:D:1227:ALA:HA	2.01	0.41
4:D:1328:TYR:HD1	4:D:1331:MET:HE3	1.85	0.41
5:E:223:ARG:HH12	5:E:264:GLU:HB2	1.84	0.41
6:F:668:VAL:HG23	6:F:670:LEU:HD23	2.01	0.41
6:F:911:GLY:HA2	6:F:914:GLN:HE22	1.86	0.41
7:G:84:ILE:HG23	7:G:95:LYS:HZ2	1.85	0.41
7:G:256:LEU:H	7:G:256:LEU:HD23	1.85	0.41
8:H:147:TYR:N	8:H:148:PRO:HD2	2.35	0.41
8:H:757:HIS:CE1	8:H:797:LEU:HB2	2.55	0.41
8:H:843:LEU:O	8:H:846:PRO:HD2	2.20	0.41
9:I:772:LYS:O	9:I:775:PRO:HD2	2.21	0.41
9:I:794:ASN:HA	9:I:797:LEU:HG	2.02	0.41
9:I:853:PHE:O	9:I:857:VAL:HG23	2.21	0.41
9:I:857:VAL:O	9:I:861:GLU:OE1	2.38	0.41
9:I:1092:LEU:HB3	9:I:1097:ILE:HB	2.01	0.41
1:J:70:LYS:CA	2:K:245:ARG:HH21	2.31	0.41
2:K:287:ASP:HB2	2:K:294:LYS:HG2	2.01	0.41
4:M:46:TYR:CD1	4:M:573:PRO:HA	2.55	0.41
4:M:522:GLU:O	4:M:526:ILE:HG13	2.20	0.41
4:M:1077:HIS:HB3	4:M:1079:TYR:CE2	2.55	0.41
4:M:1088:ILE:HD12	4:M:1088:ILE:H	1.85	0.41
4:M:1363:LYS:NZ	4:M:1373:PRO:HA	2.35	0.41

Continued on next page...

Continued from previous page...

Atom-1	Atom-2	Interatomic distance (Å)	Clash overlap (Å)
5:N:106:ILE:HD13	5:N:106:ILE:HA	1.93	0.41
5:N:213:SER:CB	5:N:256:MET:HA	2.50	0.41
6:O:325:LEU:HD22	6:O:636:HIS:HE1	1.85	0.41
6:O:342:HIS:CG	6:O:687:ARG:HH12	2.38	0.41
6:O:382:LEU:O	6:O:386:LEU:HG	2.20	0.41
6:O:444:TYR:CD1	6:O:449:ARG:HD3	2.55	0.41
6:O:540:TRP:HB2	6:O:541:TYR:CE2	2.55	0.41
6:O:774:ARG:HE	6:O:777:ARG:NH1	2.17	0.41
8:Q:340:TYR:O	8:Q:343:THR:OG1	2.35	0.41
8:Q:693:SER:HB2	8:Q:695:LYS:NZ	2.35	0.41
8:Q:784:LYS:NZ	8:Q:787:GLU:OE1	2.29	0.41
9:R:496:ARG:HB3	9:R:507:LYS:HD2	2.02	0.41
9:R:555:ILE:HG13	9:R:556:ASP:N	2.35	0.41
10:S:501:LEU:HD12	10:S:546:GLY:HA2	2.02	0.41
10:S:1268:ASN:O	10:S:1272:GLN:OE1	2.39	0.41
11:T:68:TYR:CE1	11:T:115:LYS:HA	2.54	0.41
11:T:858:LEU:HD22	11:T:884:ASN:CB	2.50	0.41
12:U:174:GLY:N	12:U:544:ASP:OD2	2.53	0.41
1:A:26:SER:O	1:A:33:LEU:CB	2.48	0.41
1:A:435:LEU:O	1:A:438:GLU:HG3	2.20	0.41
2:B:115:ARG:H	2:B:158:ARG:NE	2.18	0.41
2:B:183:ILE:O	2:B:194:LEU:HD12	2.19	0.41
2:B:307:ILE:O	2:B:308:SER:OG	2.34	0.41
3:C:142:TYR:HB3	3:C:153:TRP:HE3	1.85	0.41
4:D:47:MET:HB2	4:D:574:CYS:SG	2.61	0.41
4:D:1077:HIS:CG	4:D:1078:ASN:N	2.87	0.41
4:D:1180:ARG:HG3	4:D:1184:LYS:HE2	2.03	0.41
6:F:613:TYR:N	12:U:183:MET:HE3	2.35	0.41
6:F:613:TYR:CA	12:U:187:ARG:NH2	2.83	0.41
8:H:419:TYR:CD1	8:H:422:LEU:HD12	2.53	0.41
9:I:655:GLN:HE22	9:I:656:LEU:HG	1.85	0.41
9:I:804:LEU:HD11	9:I:823:TYR:CD2	2.55	0.41
9:I:931:GLU:H	9:I:931:GLU:CD	2.28	0.41
9:I:1121:ASN:HB3	9:I:1124:PHE:HB3	2.03	0.41
1:J:569:CYS:HA	1:J:572:TRP:CE3	2.55	0.41
1:J:626:ASP:O	1:J:630:VAL:HG23	2.20	0.41
2:K:74:HIS:CE1	2:K:93:SER:HB2	2.55	0.41
2:K:132:THR:N	2:K:144:VAL:O	2.54	0.41
2:K:153:PHE:CE1	2:K:160:VAL:HA	2.55	0.41
2:K:273:HIS:NE2	2:K:374:PHE:O	2.53	0.41
3:L:25:ARG:C	3:L:26:ARG:HE	2.28	0.41

Continued on next page...

Continued from previous page...

Atom-1	Atom-2	Interatomic distance (Å)	Clash overlap (Å)
3:L:61:TRP:HD1	3:L:78:SER:HA	1.85	0.41
3:L:306:LYS:O	3:L:314:LYS:HG2	2.19	0.41
4:M:159:GLN:OE1	4:M:210:ARG:HB3	2.20	0.41
4:M:456:PRO:HG2	4:M:524:ARG:O	2.21	0.41
4:M:484:LYS:HD3	9:R:457:LYS:HB2	2.02	0.41
4:M:705:TYR:OH	4:M:852:LEU:HD13	2.21	0.41
4:M:1407:ILE:O	4:M:1411:LEU:HD23	2.20	0.41
5:N:126:TYR:N	5:N:145:ASP:OD2	2.53	0.41
5:N:225:GLY:HA3	5:N:257:PHE:CZ	2.55	0.41
6:O:335:ASP:OD2	6:O:344:ARG:HG2	2.20	0.41
6:O:382:LEU:HA	6:O:382:LEU:HD23	1.70	0.41
6:O:488:ASP:O	6:O:492:LEU:HG	2.19	0.41
8:Q:505:ILE:HG23	8:Q:508:LYS:HE3	2.02	0.41
8:Q:742:ARG:O	8:Q:745:LEU:HG	2.20	0.41
8:Q:827:THR:O	8:Q:831:PRO:HD3	2.20	0.41
10:S:393:VAL:O	10:S:397:PRO:HD3	2.20	0.41
11:T:635:CYS:O	11:T:638:ALA:N	2.53	0.41
11:T:697:ILE:HG23	11:T:701:TYR:HE2	1.84	0.41
12:U:99:GLN:HG2	12:U:100:GLY:N	2.35	0.41
12:U:263:LEU:HD11	12:U:328:ARG:HH22	1.85	0.41
1:A:463:GLN:O	1:A:466:SER:OG	2.29	0.41
1:A:514:PHE:CE2	1:A:540:ARG:HD2	2.55	0.41
2:B:242:TRP:HA	2:B:249:MET:O	2.20	0.41
3:C:73:VAL:O	3:C:74:LEU:HD12	2.20	0.41
5:E:174:HIS:HB2	5:E:216:TRP:CZ2	2.55	0.41
8:H:177:ILE:HD12	8:H:208:MET:CE	2.50	0.41
9:I:139:PRO:HD3	9:I:177:ARG:HD2	2.01	0.41
9:I:1100:LYS:HA	9:I:1136:MET:HG2	2.01	0.41
1:J:409:PHE:CD1	1:J:415:TRP:HA	2.47	0.41
2:K:239:LEU:HD11	2:K:335:LEU:HD11	2.01	0.41
3:L:87:GLU:CG	3:L:104:VAL:HB	2.50	0.41
4:M:79:TYR:HE1	4:M:215:THR:HG22	1.85	0.41
4:M:207:ILE:HA	4:M:208:PRO:HA	1.81	0.41
4:M:587:HIS:O	4:M:591:VAL:HG23	2.20	0.41
4:M:634:HIS:ND1	4:M:636:GLN:OE1	2.51	0.41
4:M:1106:ARG:HE	4:M:1149:VAL:CG2	2.34	0.41
4:M:1125:LEU:O	4:M:1128:LEU:HB3	2.20	0.41
6:O:355:TYR:O	6:O:359:VAL:HG23	2.21	0.41
6:O:435:GLU:HB2	6:O:436:ARG:NH1	2.35	0.41
6:O:839:VAL:HG13	6:O:856:MET:HG2	2.01	0.41
8:Q:152:LYS:O	8:Q:156:GLU:OE1	2.38	0.41

Continued on next page...

Continued from previous page...

Atom-1	Atom-2	Interatomic distance (Å)	Clash overlap (Å)
8:Q:693:SER:HB2	8:Q:695:LYS:HZ3	1.85	0.41
9:R:960:LEU:O	9:R:963:LEU:HG	2.20	0.41
10:S:595:ILE:HG13	10:S:596:ALA:N	2.35	0.41
10:S:803:MET:O	10:S:806:LEU:N	2.53	0.41
10:S:1513:LEU:O	10:S:1516:SER:OG	2.36	0.41
10:S:1934:PHE:HZ	10:S:1950:ARG:HH21	1.68	0.41
11:T:466:GLN:O	11:T:472:THR:OG1	2.23	0.41
11:T:839:TRP:O	11:T:843:GLN:HG2	2.20	0.41
12:U:441:PHE:CZ	12:U:445:LEU:HD11	2.56	0.41
12:U:728:VAL:HG13	12:U:796:PHE:HB2	2.02	0.41
1:A:344:ASP:OD1	1:A:344:ASP:N	2.53	0.41
1:A:370:TRP:CD1	1:A:404:TYR:CE1	3.06	0.41
1:A:453:ARG:HA	1:A:456:GLU:OE2	2.20	0.41
2:B:104:HIS:HB3	2:B:107:ASN:HB2	2.03	0.41
2:B:184:LEU:HD21	2:B:194:LEU:HD13	2.02	0.41
2:B:346:LEU:HB2	2:B:364:ALA:N	2.36	0.41
4:D:40:VAL:HG21	11:T:90:LYS:HZ3	1.85	0.41
4:D:41:ASN:HD21	4:D:429:ARG:NH1	2.16	0.41
4:D:310:MET:SD	4:D:382:TYR:HB2	2.59	0.41
4:D:530:ASN:C	4:D:530:ASN:HD22	2.27	0.41
4:D:870:TRP:HB3	4:D:873:ASN:HB2	2.03	0.41
4:D:1235:LYS:HA	4:D:1235:LYS:HE2	2.03	0.41
6:F:339:PRO:HB2	6:F:724:TRP:HE1	1.85	0.41
6:F:406:ASN:HB3	6:F:548:THR:HA	2.01	0.41
6:F:435:GLU:HB2	6:F:436:ARG:NH1	2.36	0.41
6:F:492:LEU:HB3	6:F:494:VAL:HG23	2.02	0.41
8:H:132:MET:HB2	8:H:132:MET:HE2	1.77	0.41
8:H:212:ARG:NH2	8:H:267:SER:OG	2.54	0.41
8:H:525:TRP:HB3	8:H:533:LEU:HD21	2.02	0.41
8:H:753:GLU:HG3	8:H:756:LYS:HZ1	1.83	0.41
9:I:822:GLU:HA	9:I:825:GLN:NE2	2.36	0.41
1:J:594:GLN:HA	1:J:597:GLU:OE2	2.20	0.41
1:J:605:ARG:HG2	1:J:609:LYS:NZ	2.35	0.41
1:J:648:GLU:O	1:J:651:LEU:HB2	2.20	0.41
2:K:208:PHE:HD1	2:K:248:LYS:HG3	1.85	0.41
4:M:392:THR:HG22	4:M:393:ASN:H	1.86	0.41
4:M:615:MET:HA	4:M:618:ASP:OD2	2.20	0.41
4:M:863:SER:O	4:M:867:GLN:HG3	2.21	0.41
4:M:1094:ARG:HA	4:M:1131:LEU:CD2	2.51	0.41
4:M:1209:SER:HA	4:M:1213:GLU:OE1	2.21	0.41
5:N:23:GLU:O	5:N:36:LEU:HD12	2.21	0.41

Continued on next page...

Continued from previous page...

Atom-1	Atom-2	Interatomic distance (Å)	Clash overlap (Å)
6:O:424:ARG:O	6:O:428:GLU:OE1	2.38	0.41
6:O:485:GLN:O	6:O:488:ASP:HB2	2.20	0.41
6:O:606:LYS:HE2	6:O:606:LYS:HB2	1.87	0.41
6:O:619:LEU:HD13	6:O:634:SER:O	2.20	0.41
6:O:684:PRO:N	6:O:687:ARG:HH21	2.19	0.41
6:O:720:LEU:HD12	6:O:721:PRO:HD2	2.02	0.41
8:Q:365:ARG:O	8:Q:368:THR:OG1	2.25	0.41
8:Q:703:PHE:HA	8:Q:706:ILE:HG12	2.02	0.41
8:Q:805:LYS:HA	8:Q:808:ILE:HD12	2.02	0.41
9:R:304:ARG:O	9:R:307:ARG:HB2	2.21	0.41
9:R:565:TRP:HA	9:R:568:SER:HB3	2.02	0.41
9:R:783:THR:O	9:R:786:ILE:HG22	2.20	0.41
9:R:800:TYR:HD2	9:R:823:TYR:HD1	1.68	0.41
9:R:839:GLN:HB3	9:R:842:TRP:HD1	1.82	0.41
10:S:374:VAL:HG21	10:S:446:LEU:HD21	2.01	0.41
10:S:511:LEU:HB3	10:S:515:ARG:HH12	1.86	0.41
10:S:674:ARG:NE	10:S:674:ARG:HA	2.35	0.41
10:S:1653:ASP:OD1	10:S:1653:ASP:N	2.51	0.41
10:S:1665:SER:O	10:S:1669:LEU:HG	2.21	0.41
11:T:633:LEU:HB3	11:T:655:GLN:NE2	2.34	0.41
11:T:951:LEU:HG	11:T:955:HIS:HE1	1.78	0.41
12:U:31:ARG:HH22	12:U:35:GLU:CG	2.32	0.41
12:U:117:SER:O	12:U:121:THR:HG23	2.21	0.41
12:U:231:MET:HA	12:U:234:VAL:HG22	2.03	0.41
12:U:415:LEU:HD11	12:U:466:VAL:HG22	2.03	0.41
12:U:674:ARG:HB3	12:U:678:GLN:OE1	2.20	0.41
12:U:693:LEU:O	12:U:696:LEU:HB2	2.20	0.41
1:A:73:ASN:HB3	1:A:74:GLU:OE1	2.21	0.41
1:A:545:MET:HB3	1:A:554:ALA:HB2	2.02	0.41
2:B:14:ILE:C	2:B:38:TRP:HB2	2.46	0.41
2:B:245:ARG:NH1	2:B:246:HIS:CD2	2.88	0.41
2:B:346:LEU:HD23	10:S:747:ARG:HH21	1.85	0.41
3:C:106:ARG:NH1	3:C:150:LEU:HB2	2.34	0.41
3:C:316:ILE:O	3:C:316:ILE:HG22	2.21	0.41
4:D:1151:GLU:HB3	4:D:1152:ARG:HH11	1.86	0.41
4:D:1307:HIS:CE1	4:D:1328:TYR:OH	2.73	0.41
5:E:18:TYR:H	5:E:317:ARG:NH1	2.19	0.41
6:F:250:SER:HB2	7:G:15:MET:HE1	2.03	0.41
6:F:455:ARG:CZ	6:F:459:LYS:HE2	2.50	0.41
6:F:721:PRO:HB2	6:F:723:GLN:HG2	2.03	0.41
6:F:913:THR:HA	11:T:997:TYR:OH	2.20	0.41

Continued on next page...

Continued from previous page...

Atom-1	Atom-2	Interatomic distance (Å)	Clash overlap (Å)
7:G:62:GLN:HG3	7:G:109:VAL:HG22	2.03	0.41
7:G:163:ILE:HD11	7:G:219:TRP:HE1	1.86	0.41
8:H:773:PHE:HZ	1:J:563:THR:HG23	1.82	0.41
9:I:783:THR:O	9:I:787:GLU:OE1	2.38	0.41
9:I:979:ILE:HA	9:I:982:GLN:HG2	2.02	0.41
1:J:23:ILE:HD12	1:J:35:TYR:O	2.20	0.41
1:J:65:SER:OG	1:J:66:PRO:HD2	2.21	0.41
1:J:113:MET:O	1:J:117:HIS:CG	2.73	0.41
1:J:458:ARG:HB3	1:J:460:MET:HE1	2.01	0.41
1:J:474:GLN:NE2	1:J:478:ASN:OD1	2.52	0.41
3:L:240:VAL:HG12	3:L:242:THR:HG23	2.03	0.41
4:M:104:HIS:NE2	4:M:115:VAL:HB	2.36	0.41
4:M:374:LEU:HD22	4:M:382:TYR:HB3	2.02	0.41
4:M:1069:ALA:HB1	4:M:1080:TYR:CZ	2.56	0.41
4:M:1179:LEU:HB3	4:M:1180:ARG:NH2	2.36	0.41
4:M:1356:TYR:O	4:M:1360:LEU:HG	2.21	0.41
4:M:1407:ILE:HD13	4:M:1410:LYS:NZ	2.36	0.41
5:N:147:HIS:HA	5:N:168:GLY:H	1.85	0.41
5:N:254:ALA:HA	5:N:270:THR:O	2.20	0.41
6:O:424:ARG:HA	6:O:427:GLU:HG2	2.02	0.41
6:O:724:TRP:CD1	6:O:724:TRP:H	2.37	0.41
6:O:747:LEU:HD12	6:O:783:LEU:HD23	2.02	0.41
7:P:70:TYR:HB2	7:P:73:ILE:HD11	2.03	0.41
8:Q:242:LYS:HB2	8:Q:376:HIS:CD2	2.54	0.41
8:Q:420:ALA:O	8:Q:429:LEU:HD11	2.19	0.41
8:Q:509:PHE:HD2	8:Q:518:LEU:HD13	1.86	0.41
8:Q:605:ASP:C	8:Q:609:ARG:HG3	2.45	0.41
9:R:367:ASP:HA	9:R:372:ILE:HA	2.01	0.41
9:R:562:ASP:N	9:R:565:TRP:HD1	2.11	0.41
9:R:889:TYR:CE2	9:R:901:GLN:HG2	2.55	0.41
10:S:13:LEU:O	10:S:138:GLY:HA3	2.21	0.41
10:S:196:ASN:N	10:S:196:ASN:OD1	2.54	0.41
10:S:507:TYR:OH	10:S:549:PRO:O	2.26	0.41
10:S:1268:ASN:HA	10:S:1271:LEU:HD12	2.03	0.41
10:S:1672:LEU:O	10:S:1676:THR:HG23	2.20	0.41
11:T:961:TYR:HD2	11:T:1001:LEU:HD13	1.86	0.41
1:A:394:ALA:HB2	3:C:309:TYR:CD2	2.56	0.41
2:B:15:SER:HB3	2:B:38:TRP:CA	2.50	0.41
2:B:179:ARG:HH22	2:B:181:THR:HG1	1.66	0.41
2:B:372:ARG:HH11	2:B:373:LEU:N	2.17	0.41
3:C:62:ARG:NH2	3:C:118:ASP:HA	2.35	0.41

Continued on next page...

Continued from previous page...

Atom-1	Atom-2	Interatomic distance (Å)	Clash overlap (Å)
3:C:270:THR:O	3:C:272:ALA:N	2.53	0.41
4:D:478:ALA:HA	4:D:481:ILE:HG22	2.01	0.41
4:D:1013:ASN:HD21	4:D:1043:ARG:HH22	1.68	0.41
4:D:1055:VAL:HG11	11:T:957:GLN:HA	2.03	0.41
4:D:1135:ARG:HH11	4:D:1136:PRO:HD2	1.85	0.41
5:E:134:SER:HB2	5:E:137:GLY:CA	2.51	0.41
6:F:383:CYS:HB3	6:F:637:MET:SD	2.42	0.41
6:F:648:HIS:CG	12:U:175:ARG:HH21	2.37	0.41
6:F:769:ILE:HG12	6:F:855:GLU:OE2	2.20	0.41
7:G:20:GLN:C	7:G:28:LEU:HD12	2.45	0.41
7:G:65:TRP:HA	7:G:74:LEU:HD23	2.02	0.41
7:G:301:ASP:OD1	7:G:302:VAL:N	2.54	0.41
8:H:243:THR:O	8:H:247:LYS:HG3	2.21	0.41
8:H:404:ARG:HD2	8:H:404:ARG:N	2.35	0.41
8:H:703:PHE:HA	8:H:706:ILE:HD12	2.03	0.41
9:I:309:TYR:CD2	9:I:376:ILE:HB	2.55	0.41
9:I:499:GLN:HG3	9:I:500:ILE:H	1.84	0.41
9:I:788:GLN:O	9:I:792:LEU:HG	2.21	0.41
9:I:856:LEU:HA	9:I:859:ILE:HG12	2.03	0.41
1:J:116:MET:HE1	1:J:134:ILE:N	2.36	0.41
1:J:141:GLU:O	1:J:144:TRP:HB3	2.21	0.41
1:J:486:SER:HB3	1:J:490:ARG:NH1	2.27	0.41
1:J:620:LYS:HB3	1:J:620:LYS:HE2	1.90	0.41
1:J:632:MET:O	1:J:635:LEU:HB3	2.21	0.41
4:M:119:LEU:HD21	4:M:559:MET:HG3	2.03	0.41
4:M:414:LEU:HD23	4:M:420:THR:HG23	2.02	0.41
4:M:481:ILE:HG12	9:R:87:MET:HE3	2.01	0.41
4:M:976:GLU:O	4:M:980:GLN:HG2	2.20	0.41
4:M:1063:GLY:O	4:M:1066:GLU:HG3	2.20	0.41
4:M:1183:GLU:HB2	4:M:1184:LYS:NZ	2.36	0.41
4:M:1191:THR:O	4:M:1195:LEU:HG	2.20	0.41
5:N:75:VAL:HG11	5:N:78:ILE:HD11	2.03	0.41
6:O:355:TYR:HE2	6:O:639:MET:HE1	1.86	0.41
6:O:372:VAL:HB	6:O:376:TRP:CZ2	2.56	0.41
6:O:532:LYS:H	6:O:532:LYS:HG3	1.64	0.41
7:P:89:GLU:OE1	7:P:89:GLU:N	2.54	0.41
7:P:198:ASP:OD2	7:P:202:LYS:NZ	2.44	0.41
8:Q:188:THR:OG1	8:Q:191:GLN:OE1	2.22	0.41
8:Q:292:THR:HA	8:Q:295:THR:HG22	2.02	0.41
8:Q:296:LEU:HA	8:Q:299:ARG:HD2	2.03	0.41
8:Q:419:TYR:CD1	8:Q:422:LEU:HD12	2.53	0.41

Continued on next page...

Continued from previous page...

Atom-1	Atom-2	Interatomic distance (Å)	Clash overlap (Å)
9:R:512:ALA:HA	9:R:527:MET:CE	2.50	0.41
9:R:931:GLU:HB2	9:R:932:LYS:HZ2	1.85	0.41
10:S:388:ARG:NH2	10:S:392:LEU:HD21	2.36	0.41
10:S:643:LEU:O	10:S:646:THR:OG1	2.30	0.41
10:S:672:THR:N	10:S:674:ARG:HH12	2.19	0.41
10:S:1178:ARG:HB3	10:S:1181:LEU:HB3	2.03	0.41
10:S:1216:HIS:NE2	10:S:1225:CYS:HA	2.36	0.41
10:S:1246:ALA:O	10:S:1249:GLN:N	2.51	0.41
10:S:1305:ARG:NH2	10:S:1347:SER:OG	2.53	0.41
11:T:690:PRO:HB3	11:T:785:PHE:O	2.21	0.41
11:T:849:LEU:HD11	11:T:880:VAL:HG22	2.02	0.41
12:U:371:LYS:HB2	12:U:371:LYS:HE2	1.79	0.41
12:U:451:GLU:HG3	12:U:463:TYR:CE1	2.55	0.41
12:U:657:PRO:HA	12:U:662:GLU:OE2	2.20	0.41
1:A:136:ILE:HG13	1:A:137:LEU:N	2.36	0.41
1:A:139:ALA:O	1:A:142:LEU:HG	2.20	0.41
1:A:182:VAL:HA	1:A:191:HIS:CG	2.55	0.41
1:A:188:PRO:O	1:A:194:PHE:HB2	2.20	0.41
1:A:310:LEU:HD21	1:A:317:VAL:HG11	2.02	0.41
1:A:330:LEU:CD1	1:A:348:LEU:HD11	2.51	0.41
1:A:486:SER:HG	1:A:487:TRP:HD1	1.68	0.41
1:A:581:PRO:O	1:A:584:GLU:HB3	2.20	0.41
1:A:583:LEU:HA	1:A:590:PHE:CZ	2.56	0.41
1:A:640:ASN:C	1:A:640:ASN:HD22	2.27	0.41
2:B:1:MET:O	2:B:375:SER:HB2	2.19	0.41
2:B:15:SER:HA	2:B:349:ASN:HB2	2.02	0.41
2:B:177:PHE:O	2:B:222:ARG:HD3	2.21	0.41
3:C:16:HIS:NE2	3:C:59:SER:HB3	2.36	0.41
3:C:42:SER:C	3:C:45:GLY:H	2.29	0.41
3:C:227:PHE:HB3	3:C:236:HIS:HE1	1.79	0.41
4:D:44:ARG:HD2	4:D:573:PRO:HB3	2.03	0.41
4:D:365:ARG:HH12	11:T:69:HIS:CE1	2.39	0.41
4:D:615:MET:HE3	4:D:619:TYR:HE2	1.86	0.41
4:D:690:MET:SD	4:D:875:ASN:ND2	2.94	0.41
4:D:999:LEU:HD12	4:D:1000:ARG:HG3	2.02	0.41
4:D:1048:ASP:HA	4:D:1051:GLU:OE1	2.21	0.41
4:D:1062:VAL:HA	4:D:1065:ILE:CG2	2.51	0.41
4:D:1176:ILE:C	4:D:1177:LEU:HD23	2.45	0.41
5:E:1:MET:H2	5:E:251:ALA:N	2.19	0.41
5:E:6:ALA:HA	5:E:293:ILE:HB	2.03	0.41
5:E:74:ARG:O	5:E:100:GLY:N	2.54	0.41

Continued on next page...

Continued from previous page...

Atom-1	Atom-2	Interatomic distance (Å)	Clash overlap (Å)
5:E:220:ASN:HD22	5:E:223:ARG:NH1	2.19	0.41
5:E:292:LEU:HD21	5:E:322:TRP:HB3	2.03	0.41
6:F:267:LYS:HE2	6:F:270:GLU:N	2.36	0.41
6:F:316:LYS:HA	6:F:316:LYS:HD2	1.79	0.41
6:F:342:HIS:CE1	6:F:687:ARG:NH1	2.89	0.41
6:F:355:TYR:O	6:F:359:VAL:HG23	2.21	0.41
6:F:368:GLU:N	6:F:368:GLU:OE1	2.54	0.41
6:F:380:TRP:CD2	6:F:633:LEU:HG	2.56	0.41
6:F:755:CYS:SG	6:F:779:PHE:HZ	2.44	0.41
6:F:768:VAL:HG13	6:F:769:ILE:HG13	2.02	0.41
6:F:796:GLU:HA	6:F:800:LYS:NZ	2.33	0.41
7:G:20:GLN:HB2	7:G:65:TRP:NE1	2.32	0.41
8:H:437:GLU:OE1	8:H:498:GLU:OE2	2.39	0.41
8:H:495:VAL:O	8:H:495:VAL:HG12	2.21	0.41
9:I:99:MET:HG3	9:I:100:ALA:N	2.33	0.41
9:I:220:LEU:H	9:I:240:GLN:HE21	1.68	0.41
9:I:868:ARG:O	9:I:872:TYR:HD2	2.04	0.41
1:J:30:GLY:HA3	1:J:410:SER:OG	2.21	0.41
1:J:58:ARG:NH2	1:J:63:ILE:HG21	2.35	0.41
1:J:106:ARG:CZ	1:J:144:TRP:CD1	3.03	0.41
1:J:305:PHE:CE2	1:J:332:MET:HE3	2.55	0.41
1:J:358:VAL:HA	1:J:361:GLU:OE1	2.20	0.41
1:J:395:ASN:HB3	1:J:397:ARG:HG2	2.01	0.41
1:J:503:ARG:NH1	1:J:506:LYS:HE2	2.35	0.41
1:J:603:GLU:OE2	4:M:1125:LEU:HD11	2.21	0.41
2:K:120:HIS:CE1	2:K:144:VAL:HA	2.56	0.41
2:K:264:VAL:HG11	2:K:286:TRP:CZ3	2.55	0.41
3:L:134:SER:C	3:L:136:ASP:H	2.29	0.41
3:L:166:SER:HB3	3:L:187:ASP:H	1.85	0.41
3:L:280:GLN:O	3:L:298:ASP:N	2.54	0.41
4:M:257:LEU:HB3	4:M:311:TRP:CG	2.56	0.41
4:M:365:ARG:O	4:M:394:GLN:HB3	2.20	0.41
4:M:373:GLN:HG3	4:M:387:THR:OG1	2.21	0.41
4:M:844:GLY:HA3	4:M:850:ARG:NE	2.36	0.41
4:M:1291:MET:O	4:M:1295:LEU:HG	2.21	0.41
5:N:45:VAL:HG22	5:N:68:THR:HG23	2.02	0.41
5:N:217:CYS:SG	5:N:259:TRP:NE1	2.94	0.41
5:N:235:TRP:HE1	5:N:242:TYR:C	2.29	0.41
5:N:294:GLY:HA3	5:N:322:TRP:CZ2	2.56	0.41
6:O:240:MET:HG3	6:O:243:MET:SD	2.60	0.41
6:O:662:ALA:HB1	6:O:674:ALA:HB1	2.03	0.41

Continued on next page...

Continued from previous page...

Atom-1	Atom-2	Interatomic distance (Å)	Clash overlap (Å)
6:O:685:HIS:CE1	7:P:166:SER:O	2.74	0.41
6:O:774:ARG:HA	6:O:777:ARG:NH1	2.36	0.41
7:P:27:ARG:NH1	7:P:65:TRP:HH2	2.19	0.41
8:Q:177:ILE:HG23	8:Q:205:GLN:NE2	2.36	0.41
8:Q:233:GLU:OE2	8:Q:247:LYS:HB3	2.21	0.41
8:Q:243:THR:O	8:Q:247:LYS:HG3	2.20	0.41
8:Q:280:ILE:HG23	8:Q:283:TYR:CD2	2.55	0.41
8:Q:294:HIS:HA	8:Q:297:LYS:HZ3	1.86	0.41
8:Q:437:GLU:O	8:Q:441:TRP:HB2	2.21	0.41
8:Q:676:ARG:NH2	8:Q:717:GLN:HG3	2.34	0.41
8:Q:751:PHE:HZ	12:U:813:VAL:HG21	1.85	0.41
8:Q:763:GLN:CD	8:Q:786:TYR:HB2	2.45	0.41
8:Q:827:THR:HG22	8:Q:831:PRO:HA	2.02	0.41
8:Q:874:SER:O	8:Q:879:LEU:CB	2.69	0.41
9:R:300:TRP:CH2	9:R:306:LEU:HD11	2.56	0.41
9:R:342:LEU:N	9:R:365:VAL:O	2.53	0.41
9:R:607:PHE:HA	9:R:610:LEU:HG	2.03	0.41
9:R:682:MET:O	9:R:685:ILE:HG22	2.21	0.41
9:R:853:PHE:O	9:R:857:VAL:HG13	2.21	0.41
9:R:934:HIS:CE1	9:R:962:ALA:HB2	2.55	0.41
10:S:67:VAL:HG21	10:S:105:GLU:HB3	2.03	0.41
10:S:163:SER:O	10:S:167:VAL:HG23	2.21	0.41
10:S:276:LEU:C	10:S:388:ARG:HE	2.29	0.41
10:S:515:ARG:HG2	10:S:600:LEU:HA	2.02	0.41
10:S:1076:PRO:HA	10:S:1079:ARG:NE	2.36	0.41
10:S:1203:ASP:O	10:S:1206:GLN:N	2.54	0.41
10:S:1215:GLU:HA	10:S:1225:CYS:HB2	2.03	0.41
10:S:1417:ARG:O	10:S:1421:TYR:CD2	2.74	0.41
10:S:1795:ARG:HB3	10:S:1801:SER:H	1.86	0.41
10:S:1867:THR:HB	10:S:1871:TYR:CZ	2.56	0.41
11:T:88:TRP:CZ3	11:T:108:LEU:HD11	2.56	0.41
11:T:278:ASP:OD1	11:T:278:ASP:N	2.54	0.41
11:T:543:LEU:HD22	11:T:566:TRP:CH2	2.55	0.41
11:T:693:ASN:ND2	11:T:784:SER:O	2.53	0.41
11:T:928:PHE:HB3	11:T:933:GLN:OE1	2.20	0.41
12:U:168:SER:HB3	12:U:539:LYS:HD3	2.02	0.41
12:U:203:PRO:HG2	12:U:208:LEU:HD21	2.02	0.41
12:U:527:LEU:HD21	12:U:532:LEU:HB2	2.03	0.41
12:U:580:GLU:O	12:U:584:LEU:HD12	2.21	0.41
1:A:8:PRO:HA	3:C:316:ILE:CA	2.51	0.41
2:B:7:ALA:N	2:B:62:TYR:OH	2.40	0.41

Continued on next page...

Continued from previous page...

Atom-1	Atom-2	Interatomic distance (Å)	Clash overlap (Å)
2:B:284:TRP:CB	2:B:337:ILE:HB	2.51	0.41
3:C:51:ALA:HB1	3:C:103:TRP:HE1	1.86	0.41
3:C:170:TRP:CE3	3:C:182:ILE:HD11	2.55	0.41
3:C:200:TYR:HA	3:C:210:ALA:O	2.21	0.41
4:D:163:ARG:NH1	4:D:249:GLU:OE2	2.44	0.41
4:D:254:ILE:O	4:D:262:VAL:HG21	2.21	0.41
4:D:641:VAL:O	4:D:645:ILE:HG13	2.20	0.41
5:E:23:GLU:HG2	5:E:303:SER:CB	2.51	0.41
5:E:255:ARG:HE	5:E:255:ARG:HB3	1.59	0.41
6:F:293:SER:HA	7:G:11:SER:CB	2.51	0.41
6:F:530:ASP:O	6:F:534:THR:HG23	2.20	0.41
6:F:892:ALA:N	6:F:893:PRO:HD2	2.36	0.41
7:G:21:MET:CG	7:G:25:GLY:HA2	2.51	0.41
7:G:282:ASP:O	7:G:284:LYS:HG2	2.21	0.41
8:H:285:LYS:HD2	8:H:285:LYS:HA	1.94	0.41
8:H:296:LEU:HA	8:H:299:ARG:HD2	2.02	0.41
8:H:538:LEU:HD13	8:H:567:TYR:N	2.36	0.41
8:H:781:HIS:CD2	2:K:57:SER:HB3	2.56	0.41
9:I:193:THR:HG23	9:I:233:GLN:OE1	2.20	0.41
9:I:242:MET:CE	9:I:243:LEU:H	2.32	0.41
1:J:297:ASP:O	1:J:300:THR:OG1	2.36	0.41
1:J:323:HIS:HE1	1:J:324:PHE:CZ	2.38	0.41
1:J:544:ARG:O	1:J:548:GLN:OE1	2.39	0.41
1:J:607:ALA:O	1:J:611:GLU:HG2	2.21	0.41
3:L:82:THR:HB	3:L:108:THR:CG2	2.51	0.41
3:L:118:ASP:OD2	3:L:167:CYS:HA	2.21	0.41
4:M:963:ASN:O	4:M:967:ARG:HG2	2.21	0.41
6:O:290:LYS:HD2	10:S:574:ASP:CG	2.46	0.41
6:O:610:GLU:C	6:O:611:ARG:HH11	2.29	0.41
6:O:684:PRO:HG3	7:P:170:GLN:O	2.21	0.41
6:O:688:GLU:OE2	7:P:172:SER:HB3	2.20	0.41
7:P:53:LEU:O	7:P:56:HIS:HE1	2.04	0.41
7:P:85:ILE:HG22	7:P:96:THR:CG2	2.50	0.41
7:P:86:TRP:HB3	7:P:93:TRP:CE3	2.55	0.41
7:P:138:GLY:HA3	7:P:139:PRO:HD2	1.94	0.41
8:Q:215:ALA:HB1	8:Q:219:ARG:NH2	2.35	0.41
8:Q:253:THR:O	8:Q:256:ARG:HB3	2.21	0.41
8:Q:280:ILE:C	8:Q:282:TYR:H	2.28	0.41
8:Q:341:LEU:HA	8:Q:344:LEU:HB2	2.03	0.41
8:Q:403:TRP:CD1	8:Q:404:ARG:NH1	2.89	0.41
9:R:181:ASN:HB3	9:R:184:HIS:HD2	1.86	0.41

Continued on next page...

Continued from previous page...

Atom-1	Atom-2	Interatomic distance (Å)	Clash overlap (Å)
9:R:774:TYR:CZ	9:R:782:ARG:HB3	2.56	0.41
9:R:814:GLU:O	9:R:818:ILE:HG12	2.21	0.41
9:R:859:ILE:HG13	9:R:860:CYS:N	2.36	0.41
9:R:886:PHE:HB3	9:R:912:PHE:CD2	2.56	0.41
10:S:1:MET:SD	10:S:66:ARG:NE	2.81	0.41
10:S:587:THR:HB	10:S:590:GLU:HG3	2.02	0.41
10:S:757:GLU:HA	10:S:760:GLU:OE1	2.21	0.41
10:S:850:LEU:C	10:S:853:THR:HG1	2.18	0.41
10:S:1037:LEU:HD13	10:S:1061:TYR:CE1	2.56	0.41
10:S:1526:ASP:OD1	10:S:1580:ARG:NH2	2.41	0.41
10:S:1783:PRO:HB2	10:S:1962:LEU:HD22	2.03	0.41
11:T:146:HIS:HB2	11:T:249:MET:O	2.21	0.41
11:T:962:ILE:O	11:T:966:GLN:HG2	2.21	0.41
12:U:117:SER:HA	12:U:120:ARG:HH21	1.86	0.41
12:U:585:LEU:CD2	12:U:599:ILE:HD11	2.51	0.41
12:U:610:ILE:HG23	12:U:629:LEU:CG	2.47	0.41
1:A:55:TYR:OH	3:C:5:ARG:N	2.52	0.40
1:A:473:MET:CE	3:C:69:GLU:HA	2.51	0.40
2:B:127:MET:SD	10:S:674:ARG:HB2	2.60	0.40
4:D:599:ASP:O	4:D:603:ALA:N	2.42	0.40
4:D:831:HIS:CD2	4:D:868:LEU:HD11	2.56	0.40
4:D:1303:THR:O	4:D:1307:HIS:CD2	2.74	0.40
5:E:46:ILE:HG13	5:E:66:LEU:HB2	2.03	0.40
6:F:424:ARG:O	6:F:428:GLU:OE1	2.38	0.40
7:G:270:SER:OG	7:G:273:ALA:N	2.54	0.40
8:H:237:PRO:HG2	8:H:461:ILE:HG12	2.02	0.40
8:H:253:THR:O	8:H:256:ARG:HB3	2.21	0.40
8:H:276:PHE:HZ	8:H:340:TYR:CD1	2.39	0.40
8:H:660:ARG:NH1	8:H:663:ILE:HB	2.36	0.40
9:I:105:GLU:N	9:I:401:ASN:OD1	2.51	0.40
9:I:179:TRP:CD1	9:I:188:TYR:HB3	2.56	0.40
9:I:629:HIS:HD2	9:I:632:LYS:NZ	2.19	0.40
9:I:666:PRO:HD2	9:I:669:LEU:HD12	2.02	0.40
9:I:755:GLY:HA3	4:M:795:GLN:HE22	1.85	0.40
1:J:296:ARG:HA	1:J:299:MET:HG2	2.02	0.40
1:J:296:ARG:HA	1:J:299:MET:CG	2.51	0.40
1:J:639:ARG:HA	4:M:1088:ILE:HG21	2.03	0.40
2:K:88:ARG:NH1	2:K:155:ALA:HB1	2.31	0.40
2:K:208:PHE:CD1	2:K:248:LYS:HA	2.56	0.40
3:L:113:ARG:NH2	4:M:1367:TYR:HE2	2.17	0.40
3:L:304:LEU:C	3:L:316:ILE:HG12	2.46	0.40

Continued on next page...

Continued from previous page...

Atom-1	Atom-2	Interatomic distance (Å)	Clash overlap (Å)
4:M:286:VAL:HG21	4:M:338:ALA:O	2.21	0.40
4:M:466:ALA:HB1	4:M:469:ARG:HH11	1.86	0.40
4:M:1087:HIS:HA	4:M:1092:ASN:OD1	2.21	0.40
4:M:1095:LYS:HD3	4:M:1095:LYS:N	2.35	0.40
4:M:1114:LEU:HD23	4:M:1115:ARG:HH22	1.86	0.40
4:M:1152:ARG:HB2	4:M:1159:ARG:NH1	2.36	0.40
4:M:1188:LEU:HB3	4:M:1192:ARG:NH1	2.36	0.40
4:M:1379:GLN:OE1	4:M:1379:GLN:N	2.54	0.40
6:O:683:ASP:HB3	6:O:685:HIS:HE1	1.83	0.40
6:O:842:ILE:HD12	6:O:842:ILE:HG23	1.89	0.40
7:P:27:ARG:HG2	7:P:40:PHE:C	2.45	0.40
7:P:139:PRO:HG2	7:P:141:GLU:OE2	2.21	0.40
7:P:286:THR:HG1	7:P:288:TRP:HD1	1.63	0.40
8:Q:128:LEU:O	8:Q:132:MET:CB	2.69	0.40
8:Q:203:LEU:HD23	8:Q:206:GLN:OE1	2.21	0.40
8:Q:248:LEU:HD22	8:Q:455:GLU:HG2	2.03	0.40
8:Q:541:MET:HA	8:Q:544:LEU:HD13	2.03	0.40
8:Q:629:THR:HA	8:Q:632:GLU:OE1	2.20	0.40
8:Q:686:ILE:HG22	8:Q:690:PHE:CE1	2.56	0.40
8:Q:819:TRP:CZ3	8:Q:840:LEU:HB3	2.56	0.40
8:Q:850:PHE:CE1	8:Q:891:LEU:HD13	2.57	0.40
9:R:218:ASN:OD1	9:R:265:LEU:HB2	2.21	0.40
9:R:641:ASN:O	9:R:645:LYS:HG3	2.22	0.40
9:R:770:ILE:HG21	9:R:789:LEU:HD22	2.01	0.40
10:S:530:LEU:HD12	10:S:530:LEU:HA	1.89	0.40
10:S:814:GLU:O	10:S:817:LEU:HB2	2.21	0.40
10:S:1204:ARG:NH1	10:S:1208:GLU:OE2	2.54	0.40
10:S:1555:LYS:O	10:S:1559:LEU:HD23	2.21	0.40
10:S:1594:ASP:HB2	10:S:1599:PHE:CD2	2.57	0.40
10:S:1636:GLN:NE2	10:S:1639:GLN:OE1	2.54	0.40
11:T:824:SER:O	11:T:828:ILE:HG12	2.21	0.40
12:U:686:ILE:HD12	12:U:686:ILE:H	1.86	0.40
1:A:1:MET:H2	1:A:403:ASP:CG	2.29	0.40
1:A:80:VAL:HA	1:A:83:GLN:OE1	2.21	0.40
1:A:87:GLU:H	1:A:87:GLU:CD	2.28	0.40
2:B:144:VAL:HB	2:B:172:MET:CE	2.51	0.40
2:B:245:ARG:NH1	2:B:246:HIS:HB3	2.36	0.40
4:D:1357:VAL:O	4:D:1360:LEU:HB2	2.22	0.40
5:E:152:TRP:C	5:E:159:ILE:HG12	2.46	0.40
6:F:358:TRP:CE2	6:F:362:PHE:HB2	2.57	0.40
6:F:543:LEU:HB3	6:F:544:PRO:HD2	2.03	0.40

Continued on next page...

Continued from previous page...

Atom-1	Atom-2	Interatomic distance (Å)	Clash overlap (Å)
6:F:834:SER:HB2	6:F:838:TRP:HZ3	1.87	0.40
8:H:182:LYS:O	8:H:186:ARG:NH1	2.54	0.40
8:H:403:TRP:CD1	8:H:404:ARG:NH1	2.89	0.40
8:H:425:ASN:O	8:H:429:LEU:HG	2.21	0.40
8:H:697:GLU:HG2	8:H:698:ALA:N	2.36	0.40
8:H:765:PRO:HB2	8:H:767:LEU:CD1	2.51	0.40
9:I:1078:GLU:O	9:I:1081:LYS:HG2	2.21	0.40
9:I:1115:LEU:HD21	9:I:1128:LEU:CD2	2.50	0.40
1:J:71:LEU:HD21	1:J:112:CYS:CB	2.51	0.40
1:J:546:TYR:O	1:J:549:GLU:N	2.48	0.40
2:K:133:ALA:HB3	2:K:144:VAL:HG22	2.03	0.40
4:M:98:THR:HB	4:M:101:ARG:HB2	2.03	0.40
4:M:156:LEU:HG	4:M:161:VAL:HG12	2.02	0.40
4:M:975:PRO:HB3	4:M:1006:HIS:NE2	2.36	0.40
4:M:1357:VAL:O	4:M:1360:LEU:HB2	2.21	0.40
5:N:326:MET:HE2	5:N:326:MET:HB2	1.90	0.40
6:O:342:HIS:CE1	6:O:681:ILE:O	2.74	0.40
6:O:356:ALA:HB2	6:O:380:TRP:HB3	2.03	0.40
6:O:543:LEU:HB3	6:O:544:PRO:HD2	2.04	0.40
6:O:615:LEU:HG	6:O:649:LEU:HD22	2.03	0.40
6:O:795:TRP:CD1	6:O:800:LYS:NZ	2.86	0.40
7:P:33:SER:CA	7:P:35:ARG:HH21	2.33	0.40
7:P:39:ILE:H	7:P:49:LEU:CD1	2.34	0.40
7:P:43:LYS:HD3	7:P:43:LYS:HA	1.84	0.40
8:Q:359:ARG:CZ	12:U:31:ARG:NH1	2.85	0.40
8:Q:841:ARG:CA	8:Q:845:LEU:CD2	2.98	0.40
9:R:330:ILE:HG23	9:R:348:ALA:HB2	2.03	0.40
9:R:719:LYS:HE2	9:R:788:GLN:HG2	2.02	0.40
10:S:74:GLY:C	10:S:83:THR:HB	2.45	0.40
10:S:557:HIS:HA	10:S:560:MET:HE3	2.02	0.40
10:S:1232:ARG:HH11	10:S:1233:VAL:HG23	1.83	0.40
10:S:1356:MET:O	10:S:1357:THR:OG1	2.29	0.40
10:S:1811:LEU:HD21	10:S:1906:HIS:CD2	2.56	0.40
11:T:312:LEU:HD12	11:T:318:MET:SD	2.62	0.40
11:T:500:PHE:O	11:T:503:LYS:HG2	2.21	0.40
11:T:552:GLU:HA	11:T:625:TYR:HE1	1.86	0.40
11:T:630:THR:OG1	11:T:659:ARG:NH1	2.53	0.40
12:U:231:MET:HE2	12:U:255:PHE:HE1	1.86	0.40
12:U:391:VAL:O	12:U:395:ILE:HG13	2.20	0.40
12:U:566:MET:HE2	12:U:569:ARG:HD2	2.04	0.40
12:U:640:LEU:HA	12:U:643:THR:HG22	2.02	0.40

Continued on next page...

Continued from previous page...

Atom-1	Atom-2	Interatomic distance (Å)	Clash overlap (Å)
1:A:258:HIS:O	1:A:261:GLU:HG3	2.20	0.40
1:A:486:SER:OG	1:A:487:TRP:CD1	2.73	0.40
3:C:169:SER:HB2	3:C:227:PHE:HD2	1.86	0.40
3:C:197:VAL:O	3:C:214:THR:HA	2.21	0.40
4:D:1349:ALA:HA	4:D:1352:LEU:HD12	2.04	0.40
6:F:709:ALA:HA	6:F:712:ASN:ND2	2.37	0.40
6:F:710:LYS:O	6:F:714:LEU:HG	2.22	0.40
6:F:746:LEU:HB3	6:F:755:CYS:SG	2.61	0.40
6:F:838:TRP:HD1	6:F:841:LEU:HD12	1.86	0.40
6:F:848:LYS:HA	6:F:848:LYS:HD2	1.89	0.40
7:G:195:ARG:HH22	7:G:202:LYS:HE2	1.85	0.40
8:H:198:ALA:O	8:H:202:TRP:CE3	2.74	0.40
8:H:280:ILE:C	8:H:282:TYR:H	2.28	0.40
8:H:542:THR:HA	8:H:545:LEU:HD12	2.03	0.40
8:H:785:LYS:HE3	2:K:56:THR:HA	2.03	0.40
8:H:794:LYS:HD3	8:H:797:LEU:HD23	2.03	0.40
8:H:814:PHE:CE2	8:H:815:VAL:HG22	2.55	0.40
9:I:358:ILE:HD11	9:I:388:GLN:H	1.85	0.40
9:I:1103:LEU:HD23	9:I:1132:TYR:HD1	1.86	0.40
1:J:93:SER:CA	2:K:318:ASN:H	2.32	0.40
1:J:100:GLN:HB3	2:K:320:SER:OG	2.22	0.40
1:J:142:LEU:HG	1:J:167:TRP:NE1	2.37	0.40
1:J:415:TRP:HE1	1:J:447:LYS:NZ	2.19	0.40
2:K:16:ARG:HD2	2:K:81:MET:HB3	2.03	0.40
2:K:80:ASP:OD2	2:K:133:ALA:HA	2.21	0.40
3:L:36:VAL:O	3:L:52:SER:HA	2.20	0.40
3:L:139:VAL:O	3:L:158:GLU:HA	2.21	0.40
4:M:334:ILE:O	4:M:342:HIS:HE1	2.05	0.40
4:M:899:LEU:HD11	4:M:906:VAL:HG13	2.02	0.40
5:N:61:ILE:HD11	5:N:321:PHE:HE2	1.86	0.40
5:N:273:PRO:HG3	5:N:299:GLY:H	1.86	0.40
6:O:410:ARG:CZ	6:O:549:VAL:HG22	2.49	0.40
6:O:596:LEU:HA	6:O:596:LEU:HD23	1.81	0.40
7:P:278:VAL:HB	7:P:286:THR:OG1	2.22	0.40
8:Q:534:LEU:CD1	8:Q:570:ARG:HH12	2.33	0.40
8:Q:604:THR:HA	8:Q:609:ARG:HD2	2.04	0.40
8:Q:636:LYS:HD2	8:Q:636:LYS:HA	1.88	0.40
9:R:182:ILE:HG13	9:R:183:LEU:N	2.37	0.40
9:R:267:SER:HB3	9:R:279:LEU:HB3	2.02	0.40
9:R:895:ARG:O	9:R:899:LEU:HG	2.21	0.40
10:S:293:GLU:HA	10:S:296:LYS:NZ	2.36	0.40

Continued on next page...

Continued from previous page...

Atom-1	Atom-2	Interatomic distance (Å)	Clash overlap (Å)
10:S:639:LEU:O	10:S:643:LEU:HG	2.21	0.40
10:S:741:PHE:CE2	10:S:812:MET:HG3	2.57	0.40
10:S:743:ARG:HA	10:S:743:ARG:NE	2.36	0.40
10:S:1107:MET:SD	10:S:1277:LYS:HD2	2.61	0.40
10:S:1274:LEU:CB	10:S:1278:ARG:HH21	2.35	0.40
10:S:1330:MET:O	10:S:1334:ALA:HB2	2.20	0.40
10:S:1432:GLN:CD	10:S:1501:ARG:HD2	2.46	0.40
11:T:515:GLY:HA2	11:T:518:ARG:HE	1.86	0.40
11:T:578:LEU:O	11:T:581:VAL:HG12	2.22	0.40
11:T:590:THR:HA	11:T:593:LYS:HG2	2.03	0.40
11:T:670:TRP:CH2	11:T:793:ILE:HG12	2.56	0.40
12:U:609:ILE:H	12:U:609:ILE:HD12	1.86	0.40
1:A:394:ALA:HB1	1:A:399:PHE:HE2	1.86	0.40
1:A:544:ARG:HA	1:A:547:SER:OG	2.21	0.40
1:A:642:ALA:HB1	4:D:1088:ILE:CG2	2.52	0.40
2:B:299:LEU:HB3	2:B:307:ILE:HG22	2.03	0.40
3:C:66:ALA:HB2	3:C:121:PHE:CZ	2.56	0.40
3:C:222:VAL:HA	3:C:242:THR:HG22	2.03	0.40
4:D:1043:ARG:O	4:D:1044:SER:OG	2.37	0.40
4:D:1087:HIS:HD2	4:D:1092:ASN:OD1	2.04	0.40
5:E:110:ASP:OD2	5:E:114:LYS:HE2	2.21	0.40
5:E:205:GLU:HB2	5:E:241:SER:O	2.21	0.40
6:F:253:VAL:HG11	7:G:285:VAL:HG11	2.03	0.40
6:F:424:ARG:HA	6:F:427:GLU:HG2	2.02	0.40
6:F:572:TYR:CD2	6:F:592:LYS:HD3	2.56	0.40
6:F:576:PRO:CD	6:F:624:ALA:C	2.78	0.40
6:F:710:LYS:HA	6:F:713:PHE:CD2	2.55	0.40
6:F:923:GLY:C	11:T:986:ARG:HE	2.29	0.40
7:G:87:LYS:HD2	7:G:89:GLU:OE2	2.22	0.40
8:H:264:TRP:O	8:H:268:ILE:HG13	2.22	0.40
9:I:665:VAL:HG23	9:I:674:VAL:HG21	2.03	0.40
9:I:814:GLU:HG2	9:I:815:ARG:H	1.86	0.40
9:I:1086:VAL:CG1	9:I:1090:GLN:HE22	2.35	0.40
1:J:596:TYR:O	1:J:600:ARG:HG2	2.22	0.40
1:J:624:SER:O	1:J:628:THR:HG23	2.22	0.40
3:L:303:ARG:HB2	3:L:305:TRP:NE1	2.37	0.40
4:M:46:TYR:CE2	4:M:410:TRP:HH2	2.40	0.40
4:M:452:ASP:HA	4:M:524:ARG:CZ	2.52	0.40
4:M:1311:ASN:OD1	4:M:1311:ASN:C	2.65	0.40
6:O:312:GLU:HB3	6:O:314:LYS:NZ	2.36	0.40
6:O:500:GLU:CD	6:O:521:ARG:HH12	2.30	0.40

Continued on next page...

Continued from previous page...

Atom-1	Atom-2	Interatomic distance (Å)	Clash overlap (Å)
6:O:842:ILE:CG2	6:O:843:GLN:H	2.28	0.40
8:Q:151:LEU:HA	8:Q:154:PHE:CD2	2.57	0.40
8:Q:355:ARG:NH2	8:Q:358:LYS:NZ	2.66	0.40
8:Q:534:LEU:HA	8:Q:570:ARG:NH2	2.36	0.40
8:Q:613:LEU:C	8:Q:617:LYS:HZ2	2.29	0.40
9:R:399:VAL:HG12	9:R:401:ASN:O	2.21	0.40
9:R:491:VAL:HG22	9:R:522:LEU:HB3	2.04	0.40
9:R:728:TYR:OH	9:R:736:TYR:OH	2.21	0.40
9:R:728:TYR:CE2	9:R:732:LYS:HG3	2.56	0.40
9:R:826:LYS:HA	9:R:826:LYS:HD3	1.90	0.40
10:S:515:ARG:NH2	10:S:596:ALA:C	2.80	0.40
10:S:747:ARG:HB2	10:S:749:TYR:CZ	2.57	0.40
10:S:805:HIS:CE1	10:S:811:PRO:HD2	2.56	0.40
10:S:811:PRO:HA	10:S:814:GLU:HG2	2.03	0.40
10:S:1043:VAL:HG23	10:S:1094:HIS:CD2	2.56	0.40
10:S:1201:PHE:HB2	10:S:1202:PHE:CZ	2.57	0.40
10:S:1220:ARG:HB2	10:S:1222:GLN:HE22	1.86	0.40
10:S:1285:ARG:O	10:S:1289:GLU:OE1	2.38	0.40
10:S:1659:LEU:HA	10:S:1672:LEU:HD11	2.03	0.40
11:T:189:VAL:O	11:T:190:MET:HE2	2.22	0.40
11:T:355:ILE:HG21	11:T:453:LEU:HD23	2.03	0.40
12:U:180:ASN:OD1	12:U:181:VAL:N	2.54	0.40
1:A:61:GLU:OE2	3:C:1:MET:HG2	2.22	0.40
1:A:189:THR:HG21	1:A:220:THR:OG1	2.21	0.40
1:A:370:TRP:NE1	1:A:374:HIS:CE1	2.89	0.40
1:A:408:LEU:HD13	1:A:417:LEU:HB2	2.04	0.40
2:B:75:PRO:HB2	2:B:95:THR:HG21	2.03	0.40
2:B:267:HIS:CE1	2:B:269:SER:HB3	2.43	0.40
3:C:235:PHE:HB3	3:C:251:LYS:CD	2.51	0.40
4:D:346:LEU:HD22	4:D:355:LEU:HD21	2.03	0.40
4:D:1138:TYR:CD1	6:F:901:PRO:HB3	2.56	0.40
5:E:30:GLY:HA2	5:E:85:ARG:NH1	2.36	0.40
6:F:675:ILE:HG13	6:F:694:LEU:HD22	2.03	0.40
6:F:684:PRO:HG2	7:G:171:PRO:HA	2.03	0.40
8:H:883:PHE:HB3	8:H:888:MET:HB3	2.04	0.40
9:I:96:ASP:HA	9:I:440:ASN:HB2	2.03	0.40
9:I:223:LEU:HD12	9:I:233:GLN:HB3	2.02	0.40
9:I:310:ILE:HD11	9:I:363:VAL:HG21	2.04	0.40
9:I:472:LEU:C	9:I:474:GLU:N	2.76	0.40
1:J:473:MET:HE1	3:L:69:GLU:O	2.22	0.40
1:J:630:VAL:O	1:J:633:LEU:HG	2.21	0.40

Continued on next page...

Continued from previous page...

Atom-1	Atom-2	Interatomic distance (Å)	Clash overlap (Å)
2:K:88:ARG:HH21	3:L:95:ASP:CB	2.34	0.40
3:L:129:MET:HG3	3:L:143:GLU:HB3	2.04	0.40
3:L:245:VAL:HB	3:L:274:PHE:HB2	2.04	0.40
3:L:267:GLU:HB3	3:L:269:HIS:NE2	2.37	0.40
4:M:527:ASN:HA	4:M:531:TRP:CZ3	2.57	0.40
4:M:801:GLU:HB3	4:M:968:LEU:HG	2.04	0.40
4:M:870:TRP:CD1	4:M:872:SER:HB2	2.56	0.40
4:M:891:LEU:HD21	4:M:912:MET:HG3	2.03	0.40
4:M:915:GLN:O	4:M:919:VAL:HG23	2.21	0.40
4:M:1113:THR:HA	10:S:477:LEU:O	2.21	0.40
4:M:1228:ILE:CD1	4:M:1297:LYS:HZ1	2.35	0.40
5:N:50:ARG:HH12	5:N:307:ARG:NH2	2.19	0.40
5:N:87:ASP:OD1	5:N:87:ASP:N	2.52	0.40
6:O:249:ARG:HA	7:P:265:TRP:HZ3	1.85	0.40
6:O:324:PRO:O	6:O:327:ILE:HB	2.21	0.40
6:O:444:TYR:CG	6:O:449:ARG:NH1	2.90	0.40
6:O:701:VAL:HG12	6:O:732:ARG:CZ	2.51	0.40
6:O:741:LYS:HD3	6:O:745:TYR:CE2	2.56	0.40
7:P:151:ILE:HG22	7:P:152:GLY:N	2.35	0.40
7:P:282:ASP:OD1	7:P:282:ASP:N	2.53	0.40
8:Q:176:GLN:NE2	8:Q:180:LEU:HG	2.36	0.40
8:Q:290:GLU:O	8:Q:293:LEU:HB3	2.22	0.40
8:Q:293:LEU:HD23	12:U:46:LYS:NZ	2.36	0.40
8:Q:694:LYS:HG3	8:Q:694:LYS:O	2.22	0.40
9:R:99:MET:SD	9:R:113:CYS:HA	2.62	0.40
9:R:627:SER:OG	9:R:631:GLU:OE2	2.36	0.40
9:R:693:GLU:CD	9:R:710:ILE:HG22	2.46	0.40
9:R:789:LEU:O	9:R:793:LEU:HD23	2.22	0.40
9:R:818:ILE:HA	9:R:821:MET:HE3	2.04	0.40
9:R:1027:ALA:HA	9:R:1031:ASP:OD2	2.21	0.40
10:S:448:ARG:HH11	10:S:516:GLY:CA	2.35	0.40
10:S:730:GLU:HA	10:S:733:LEU:HB3	2.03	0.40
10:S:749:TYR:HD1	10:S:754:GLU:OE1	2.05	0.40
10:S:1302:THR:HG22	10:S:1305:ARG:HD3	2.04	0.40
10:S:1488:HIS:C	10:S:1492:ARG:HG2	2.46	0.40
10:S:1545:LEU:HD21	10:S:1547:LYS:HE2	2.02	0.40
10:S:1581:LEU:HB3	10:S:1647:PHE:HE2	1.86	0.40
11:T:1008:LEU:HA	11:T:1011:GLU:OE1	2.21	0.40
12:U:253:MET:O	12:U:257:ARG:HG2	2.21	0.40
12:U:579:ARG:HA	12:U:581:PHE:CZ	2.57	0.40
12:U:796:PHE:HA	12:U:799:MET:HG3	2.02	0.40

There are no symmetry-related clashes.

5.3 Torsion angles (i)

5.3.1 Protein backbone (i)

In the following table, the Percentiles column shows the percent Ramachandran outliers of the chain as a percentile score with respect to all PDB entries followed by that with respect to all EM entries.

The Analysed column shows the number of residues for which the backbone conformation was analysed, and the total number of residues.

Mol	Chain	Analysed	Favoured	Allowed	Outliers	Percentiles
1	A	651/653 (100%)	594 (91%)	56 (9%)	1 (0%)	43 78
1	J	651/653 (100%)	607 (93%)	44 (7%)	0	100 100
2	B	373/375 (100%)	314 (84%)	57 (15%)	2 (0%)	24 63
2	K	373/375 (100%)	333 (89%)	37 (10%)	3 (1%)	16 54
3	C	331/360 (92%)	280 (85%)	50 (15%)	1 (0%)	36 72
3	L	323/360 (90%)	286 (88%)	35 (11%)	2 (1%)	21 59
4	D	1392/1439 (97%)	1294 (93%)	95 (7%)	3 (0%)	43 78
4	M	1392/1439 (97%)	1293 (93%)	95 (7%)	4 (0%)	36 72
5	E	324/326 (99%)	299 (92%)	25 (8%)	0	100 100
5	N	324/326 (99%)	299 (92%)	25 (8%)	0	100 100
6	F	685/924 (74%)	612 (89%)	69 (10%)	4 (1%)	21 59
6	O	635/924 (69%)	556 (88%)	79 (12%)	0	100 100
7	G	292/320 (91%)	262 (90%)	30 (10%)	0	100 100
7	P	292/320 (91%)	253 (87%)	38 (13%)	1 (0%)	36 72
8	H	796/916 (87%)	745 (94%)	50 (6%)	1 (0%)	48 83
8	Q	778/916 (85%)	719 (92%)	55 (7%)	4 (0%)	24 63
9	I	1074/1140 (94%)	989 (92%)	77 (7%)	8 (1%)	18 56
9	R	1080/1140 (95%)	1013 (94%)	66 (6%)	1 (0%)	48 83
10	S	2009/2011 (100%)	1874 (93%)	133 (7%)	2 (0%)	48 83
11	T	1011/2408 (42%)	960 (95%)	50 (5%)	1 (0%)	48 83
12	U	818/820 (100%)	756 (92%)	53 (6%)	9 (1%)	11 46
All	All	15604/18145 (86%)	14338 (92%)	1219 (8%)	47 (0%)	37 72

All (47) Ramachandran outliers are listed below:

Mol	Chain	Res	Type
1	A	567	ALA
2	B	61	GLU
3	C	217	SER
6	F	597	GLN
6	F	615	LEU
2	K	62	TYR
4	M	1278	THR
12	U	27	PRO
12	U	155	ALA
4	D	1374	LEU
6	F	249	ARG
9	I	471	VAL
3	L	95	ASP
8	Q	820	MET
12	U	241	ASP
4	D	1275	VAL
8	H	228	GLU
9	I	184	HIS
9	I	464	VAL
9	I	473	PRO
3	L	97	LEU
4	M	198	PRO
12	U	503	LEU
4	D	134	ASN
6	F	300	SER
4	M	1164	GLU
8	Q	880	TYR
9	R	114	ASN
12	U	381	ARG
12	U	399	ASP
9	I	328	ILE
2	K	310	SER
8	Q	647	PHE
12	U	87	PHE
9	I	494	ASP
9	I	496	ARG
9	I	1071	ASP
4	M	93	SER
7	P	295	GLN
8	Q	872	VAL
10	S	481	HIS
2	B	30	PRO

Continued on next page...

Continued from previous page...

Mol	Chain	Res	Type
2	K	203	ASP
11	T	788	LYS
12	U	545	PRO
10	S	1809	PRO
12	U	91	GLU

5.3.2 Protein sidechains (i)

In the following table, the Percentiles column shows the percent sidechain outliers of the chain as a percentile score with respect to all PDB entries followed by that with respect to all EM entries.

The Analysed column shows the number of residues for which the sidechain conformation was analysed, and the total number of residues.

Mol	Chain	Analysed	Rotameric	Outliers	Percentiles	
1	A	580/580 (100%)	580 (100%)	0	100	100
1	J	580/580 (100%)	580 (100%)	0	100	100
2	B	329/329 (100%)	329 (100%)	0	100	100
2	K	329/329 (100%)	329 (100%)	0	100	100
3	C	288/309 (93%)	288 (100%)	0	100	100
3	L	282/309 (91%)	282 (100%)	0	100	100
4	D	1230/1262 (98%)	1229 (100%)	1 (0%)	88	89
4	M	1230/1262 (98%)	1229 (100%)	1 (0%)	88	89
5	E	275/275 (100%)	275 (100%)	0	100	100
5	N	275/275 (100%)	275 (100%)	0	100	100
6	F	608/816 (74%)	603 (99%)	5 (1%)	73	80
6	O	563/816 (69%)	563 (100%)	0	100	100
7	G	250/272 (92%)	250 (100%)	0	100	100
7	P	250/272 (92%)	250 (100%)	0	100	100
8	H	712/816 (87%)	708 (99%)	4 (1%)	78	83
8	Q	695/816 (85%)	685 (99%)	10 (1%)	59	72
9	I	944/993 (95%)	940 (100%)	4 (0%)	84	84
9	R	950/993 (96%)	950 (100%)	0	100	100
10	S	1779/1779 (100%)	1778 (100%)	1 (0%)	88	89
11	T	895/2166 (41%)	895 (100%)	0	100	100

Continued on next page...

Continued from previous page...

Mol	Chain	Analysed	Rotameric	Outliers	Percentiles
12	U	721/721 (100%)	721 (100%)	0	100 100
All	All	13765/15970 (86%)	13739 (100%)	26 (0%)	85 87

All (26) residues with a non-rotameric sidechain are listed below:

Mol	Chain	Res	Type
4	D	1190	GLN
6	F	349	VAL
6	F	352	ILE
6	F	598	ARG
6	F	606	LYS
6	F	610	GLU
8	H	233	GLU
8	H	493	LYS
8	H	494	ARG
8	H	496	LEU
9	I	464	VAL
9	I	466	ARG
9	I	471	VAL
9	I	472	LEU
4	M	441	ASN
8	Q	845	LEU
8	Q	867	ARG
8	Q	870	ASP
8	Q	871	ILE
8	Q	872	VAL
8	Q	876	ASN
8	Q	878	LYS
8	Q	879	LEU
8	Q	880	TYR
8	Q	881	THR
10	S	468	GLN

Sometimes sidechains can be flipped to improve hydrogen bonding and reduce clashes. All (261) such sidechains are listed below:

Mol	Chain	Res	Type
1	A	40	GLN
1	A	97	GLN
1	A	100	GLN
1	A	133	GLN
1	A	258	HIS

Continued on next page...

Continued from previous page...

Mol	Chain	Res	Type
1	A	268	GLN
1	A	314	HIS
1	A	374	HIS
1	A	381	HIS
1	A	395	ASN
1	A	411	HIS
1	A	459	GLN
1	A	594	GLN
2	B	74	HIS
2	B	114	GLN
2	B	173	HIS
2	B	218	HIS
2	B	226	GLN
2	B	227	GLN
2	B	257	HIS
2	B	316	ASN
2	B	319	GLN
2	B	356	GLN
3	C	48	HIS
3	C	157	HIS
3	C	223	HIS
3	C	269	HIS
3	C	278	ASN
4	D	125	ASN
4	D	126	ASN
4	D	159	GLN
4	D	182	HIS
4	D	213	ASN
4	D	342	HIS
4	D	394	GLN
4	D	457	GLN
4	D	554	HIS
4	D	692	GLN
4	D	752	GLN
4	D	766	GLN
4	D	838	HIS
4	D	890	GLN
4	D	892	GLN
4	D	903	GLN
4	D	980	GLN
4	D	1045	GLN
4	D	1056	ASN

Continued on next page...

Continued from previous page...

Mol	Chain	Res	Type
4	D	1077	HIS
4	D	1091	HIS
4	D	1143	GLN
4	D	1160	ASN
4	D	1232	GLN
4	D	1260	GLN
4	D	1302	ASN
4	D	1307	HIS
4	D	1379	GLN
4	D	1412	GLN
4	D	1420	GLN
5	E	71	HIS
5	E	265	ASN
6	F	305	HIS
6	F	353	HIS
6	F	463	HIS
6	F	524	ASN
6	F	538	HIS
6	F	551	GLN
6	F	563	GLN
6	F	648	HIS
6	F	658	HIS
6	F	754	GLN
6	F	762	HIS
6	F	770	ASN
6	F	817	GLN
6	F	862	ASN
7	G	20	GLN
7	G	62	GLN
7	G	67	HIS
7	G	149	HIS
7	G	235	GLN
8	H	134	GLN
8	H	176	GLN
8	H	192	GLN
8	H	205	GLN
8	H	223	GLN
8	H	230	ASN
8	H	279	ASN
8	H	425	ASN
8	H	464	ASN
8	H	504	HIS

Continued on next page...

Continued from previous page...

Mol	Chain	Res	Type
8	H	536	HIS
8	H	569	GLN
8	H	595	GLN
8	H	675	GLN
8	H	684	ASN
8	H	763	GLN
8	H	770	GLN
8	H	810	ASN
8	H	861	GLN
9	I	74	ASN
9	I	299	ASN
9	I	437	GLN
9	I	440	ASN
9	I	655	GLN
9	I	667	GLN
9	I	715	ASN
9	I	727	GLN
9	I	738	ASN
9	I	743	GLN
9	I	918	HIS
9	I	926	ASN
9	I	973	GLN
1	J	19	GLN
1	J	42	GLN
1	J	104	ASN
1	J	117	HIS
1	J	204	GLN
1	J	212	GLN
1	J	277	HIS
1	J	457	GLN
2	K	63	GLN
2	K	114	GLN
2	K	218	HIS
2	K	227	GLN
2	K	235	GLN
2	K	246	HIS
3	L	67	HIS
3	L	156	GLN
3	L	157	HIS
3	L	198	GLN
3	L	287	ASN
3	L	312	ASN

Continued on next page...

Continued from previous page...

Mol	Chain	Res	Type
4	M	194	ASN
4	M	304	GLN
4	M	366	GLN
4	M	430	ASN
4	M	558	ASN
4	M	579	HIS
4	M	687	ASN
4	M	692	GLN
4	M	766	GLN
4	M	817	GLN
4	M	831	HIS
4	M	842	GLN
4	M	849	HIS
4	M	873	ASN
4	M	932	GLN
4	M	996	GLN
4	M	1045	GLN
4	M	1190	GLN
4	M	1253	GLN
4	M	1271	GLN
4	M	1365	HIS
5	N	158	GLN
5	N	263	ASN
6	O	258	ASN
6	O	463	HIS
6	O	538	HIS
6	O	551	GLN
6	O	603	HIS
6	O	654	GLN
6	O	658	HIS
6	O	696	ASN
6	O	712	ASN
6	O	740	HIS
6	O	751	GLN
6	O	853	GLN
6	O	872	GLN
7	P	62	GLN
7	P	67	HIS
7	P	114	HIS
7	P	200	GLN
7	P	210	HIS
8	Q	157	HIS

Continued on next page...

Continued from previous page...

Mol	Chain	Res	Type
8	Q	205	GLN
8	Q	279	ASN
8	Q	425	ASN
8	Q	464	ASN
8	Q	499	ASN
8	Q	528	ASN
8	Q	536	HIS
8	Q	543	HIS
8	Q	644	HIS
8	Q	675	GLN
8	Q	682	GLN
8	Q	696	HIS
8	Q	717	GLN
8	Q	752	ASN
8	Q	836	GLN
8	Q	861	GLN
8	Q	877	GLN
9	R	104	HIS
9	R	219	GLN
9	R	299	ASN
9	R	336	ASN
9	R	405	GLN
9	R	475	HIS
9	R	499	GLN
9	R	586	GLN
9	R	667	GLN
9	R	668	ASN
9	R	743	GLN
9	R	794	ASN
9	R	825	GLN
9	R	858	GLN
9	R	1001	GLN
9	R	1131	ASN
10	S	68	GLN
10	S	226	GLN
10	S	326	GLN
10	S	364	ASN
10	S	486	GLN
10	S	497	GLN
10	S	557	HIS
10	S	563	HIS
10	S	572	ASN

Continued on next page...

Continued from previous page...

Mol	Chain	Res	Type
10	S	588	GLN
10	S	719	ASN
10	S	884	ASN
10	S	906	ASN
10	S	923	ASN
10	S	927	GLN
10	S	938	GLN
10	S	973	GLN
10	S	998	ASN
10	S	1016	ASN
10	S	1091	GLN
10	S	1094	HIS
10	S	1108	ASN
10	S	1317	HIS
10	S	1346	GLN
10	S	1542	GLN
10	S	1636	GLN
10	S	1651	HIS
10	S	1662	GLN
10	S	1869	GLN
11	T	474	ASN
11	T	494	GLN
11	T	699	GLN
11	T	728	ASN
11	T	754	HIS
11	T	818	HIS
11	T	830	ASN
11	T	840	GLN
11	T	862	GLN
11	T	897	HIS
11	T	937	HIS
11	T	1005	GLN
12	U	28	HIS
12	U	34	GLN
12	U	37	GLN
12	U	108	ASN
12	U	193	ASN
12	U	230	GLN
12	U	258	GLN
12	U	269	ASN
12	U	370	ASN
12	U	611	ASN

Continued on next page...

Continued from previous page...

Mol	Chain	Res	Type
12	U	644	ASN
12	U	745	ASN
12	U	809	ASN
12	U	814	GLN

5.3.3 RNA

There are no RNA molecules in this entry.

5.4 Non-standard residues in protein, DNA, RNA chains

There are no non-standard protein/DNA/RNA residues in this entry.

5.5 Carbohydrates

There are no oligosaccharides in this entry.

5.6 Ligand geometry

There are no ligands in this entry.

5.7 Other polymers

There are no such residues in this entry.

5.8 Polymer linkage issues

There are no chain breaks in this entry.

6 Map visualisation

This section contains visualisations of the EMDB entry EMD-31891. These allow visual inspection of the internal detail of the map and identification of artifacts.

Images derived from a raw map, generated by summing the deposited half-maps, are presented below the corresponding image components of the primary map to allow further visual inspection and comparison with those of the primary map.

6.1 Orthogonal projections

6.1.1 Primary map

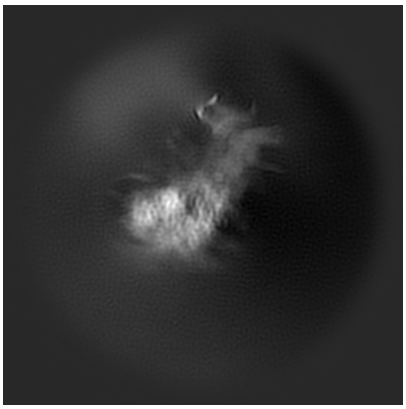

X

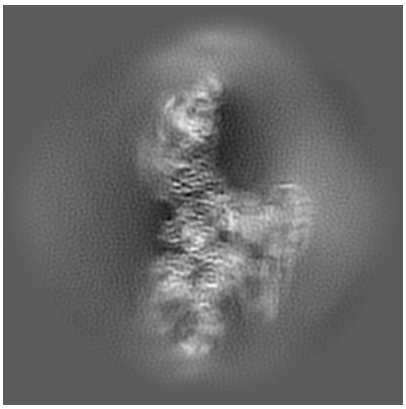

Y



Z

6.1.2 Raw map

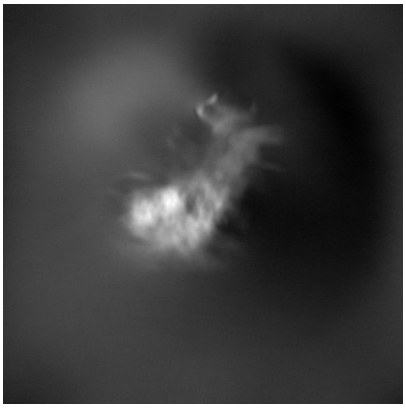

X

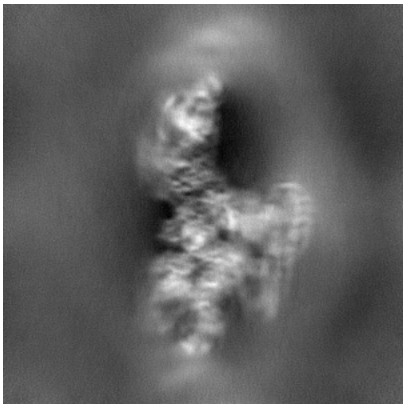

Y



Z

The images above show the map projected in three orthogonal directions.

6.2 Central slices (i)

6.2.1 Primary map

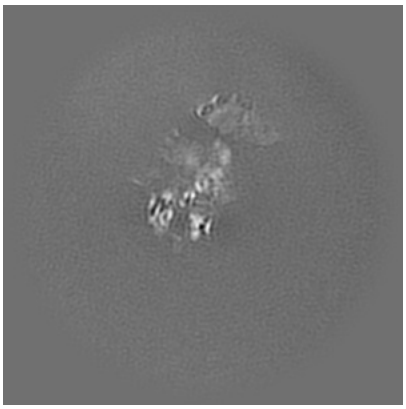

X Index: 160

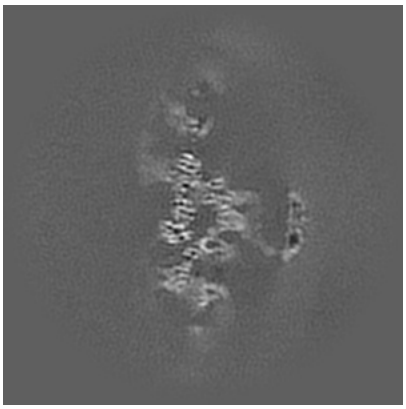

Y Index: 160

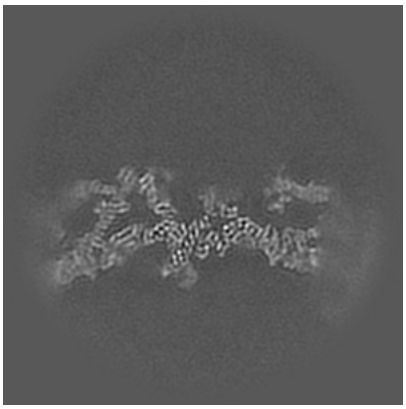

Z Index: 160

6.2.2 Raw map

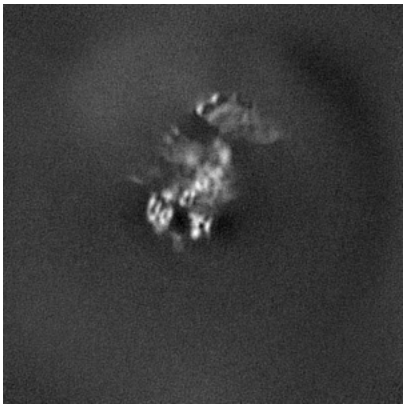

X Index: 160

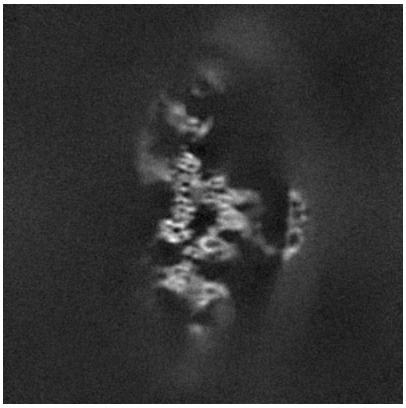

Y Index: 160

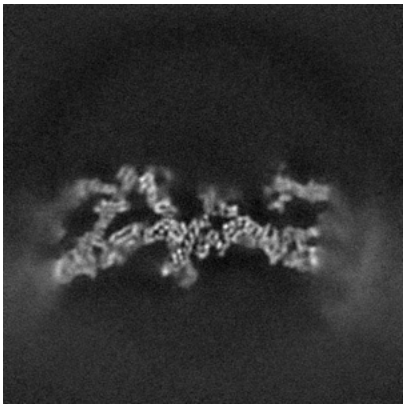

Z Index: 160

The images above show central slices of the map in three orthogonal directions.

6.3 Largest variance slices (i)

6.3.1 Primary map

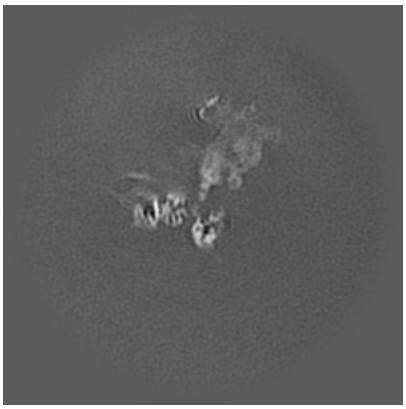

X Index: 140

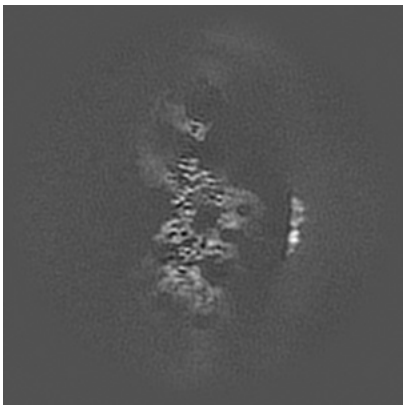

Y Index: 157

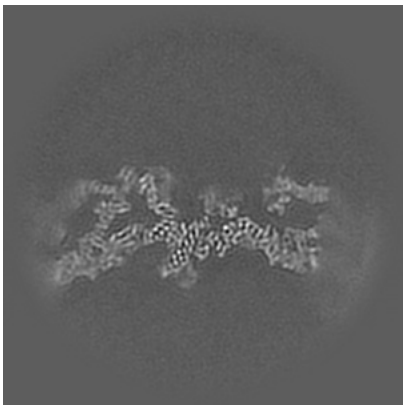

Z Index: 159

6.3.2 Raw map

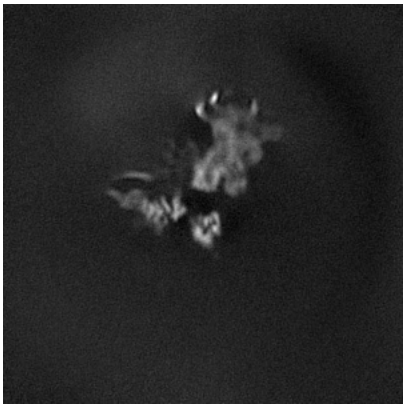

X Index: 146

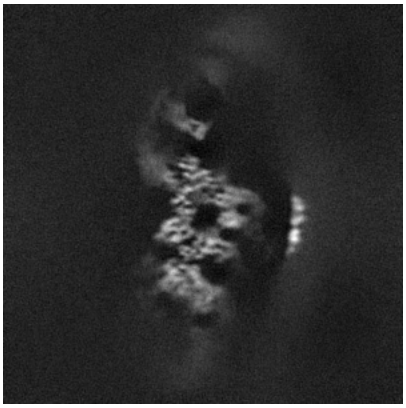

Y Index: 157

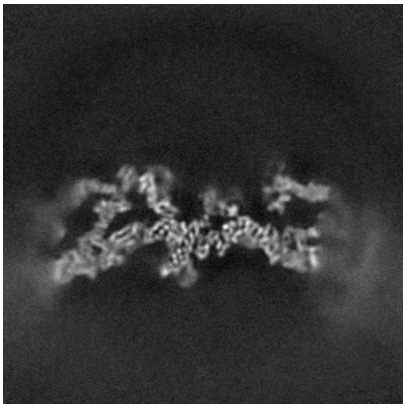

Z Index: 159

The images above show the largest variance slices of the map in three orthogonal directions.

6.4 Orthogonal standard-deviation projections (False-color) (i)

6.4.1 Primary map

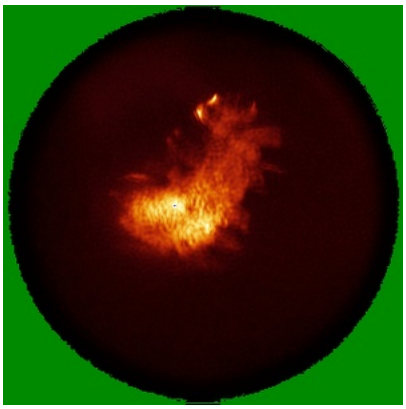

X

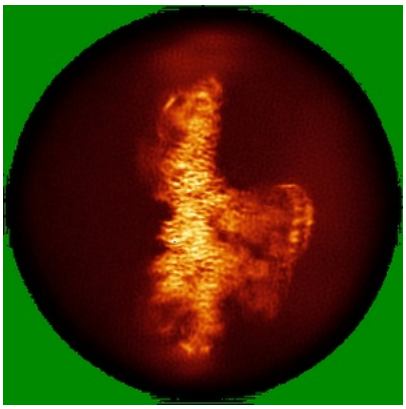

Y

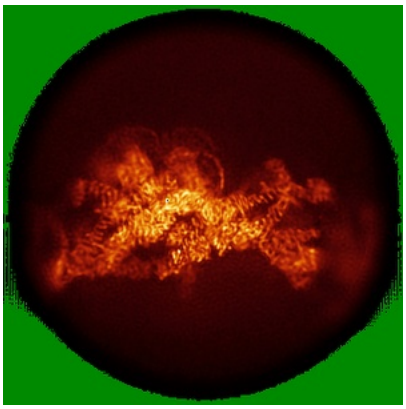

Z

6.4.2 Raw map

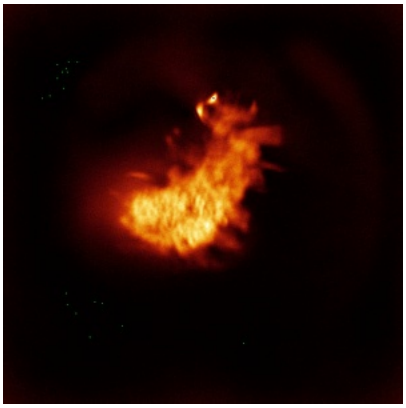

X

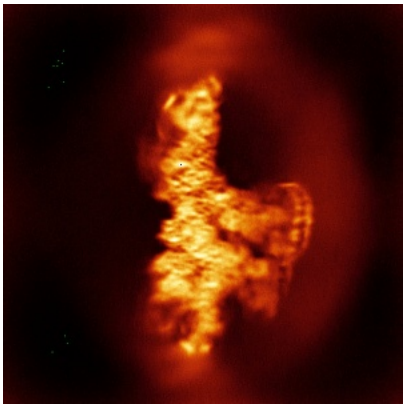

Y



Z

The images above show the map standard deviation projections with false color in three orthogonal directions. Minimum values are shown in green, max in blue, and dark to light orange shades represent small to large values respectively.

6.5 Orthogonal surface views (i)

6.5.1 Primary map



X



Y



Z

The images above show the 3D surface view of the map at the recommended contour level 0.4. These images, in conjunction with the slice images, may facilitate assessment of whether an appropriate contour level has been provided.

6.5.2 Raw map



X



Y



Z

These images show the 3D surface of the raw map. The raw map's contour level was selected so that its surface encloses the same volume as the primary map does at its recommended contour level.

6.6 Mask visualisation (i)

This section shows the 3D surface view of the primary map at 50% transparency overlaid with the specified mask at 0% transparency

A mask typically either:

- Encompasses the whole structure
- Separates out a domain, a functional unit, a monomer or an area of interest from a larger structure

6.6.1 emd_31891_msk_1.map (i)



X

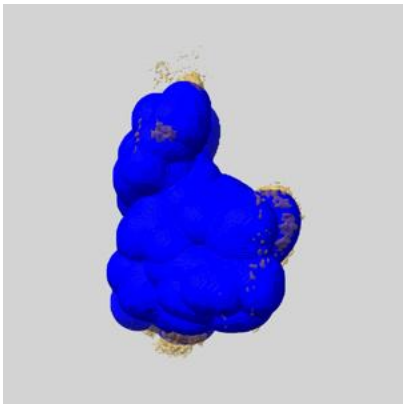

Y



Z

7 Map analysis

This section contains the results of statistical analysis of the map.

7.1 Map-value distribution

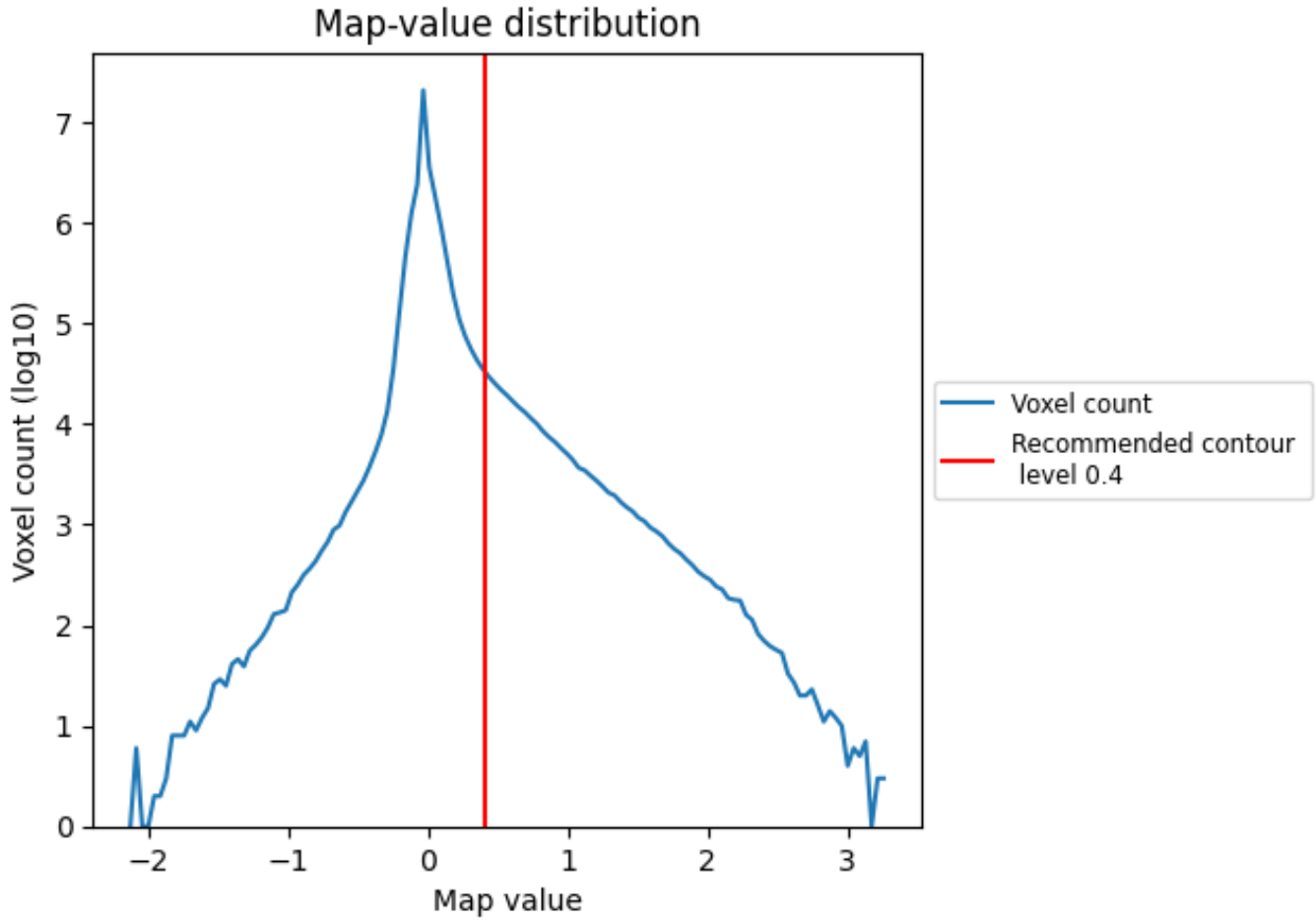

The map-value distribution is plotted in 128 intervals along the x-axis. The y-axis is logarithmic. A spike in this graph at zero usually indicates that the volume has been masked.

7.2 Volume estimate

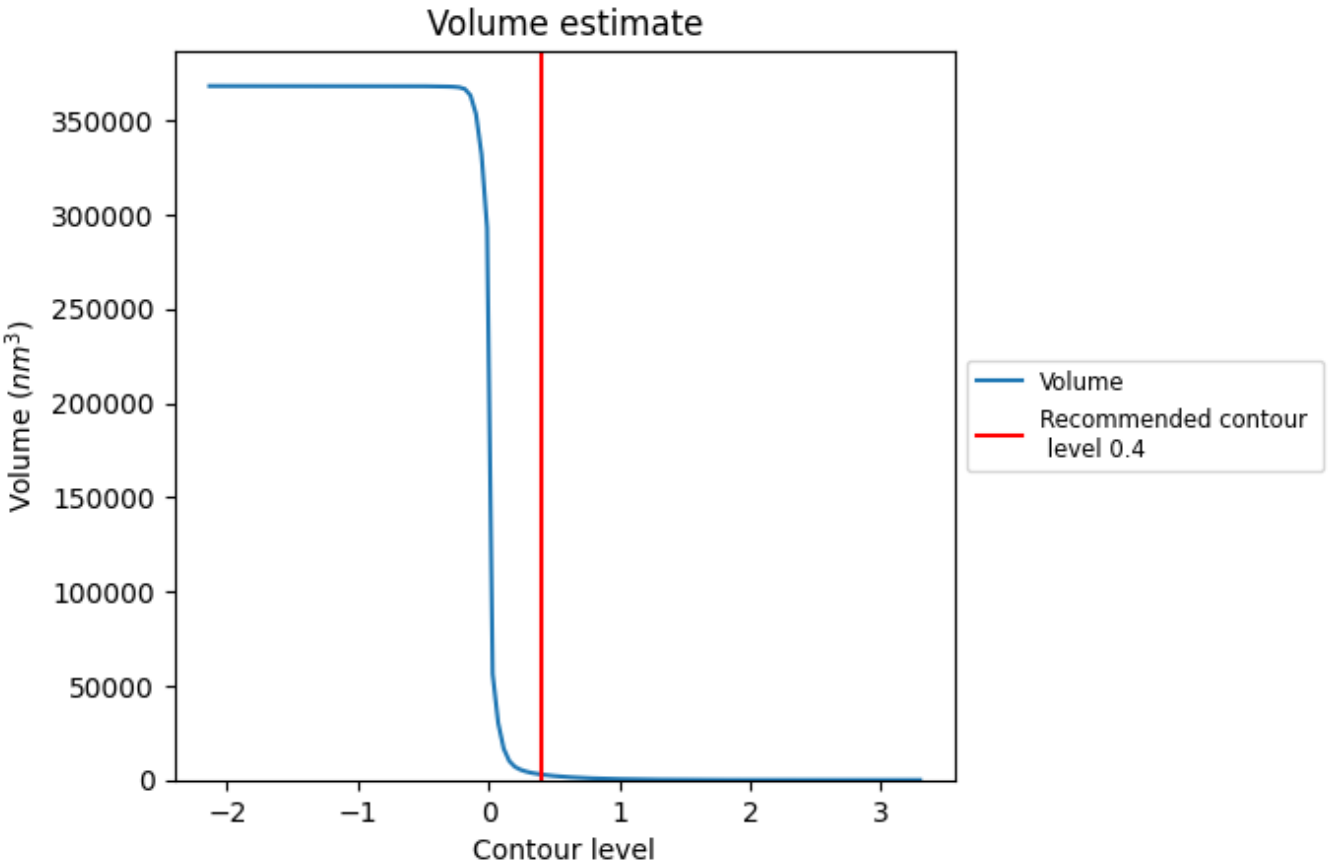

The volume at the recommended contour level is 2954 nm^3; this corresponds to an approximate mass of 2669 kDa.

The volume estimate graph shows how the enclosed volume varies with the contour level. The recommended contour level is shown as a vertical line and the intersection between the line and the curve gives the volume of the enclosed surface at the given level.

7.3 Rotationally averaged power spectrum (i)

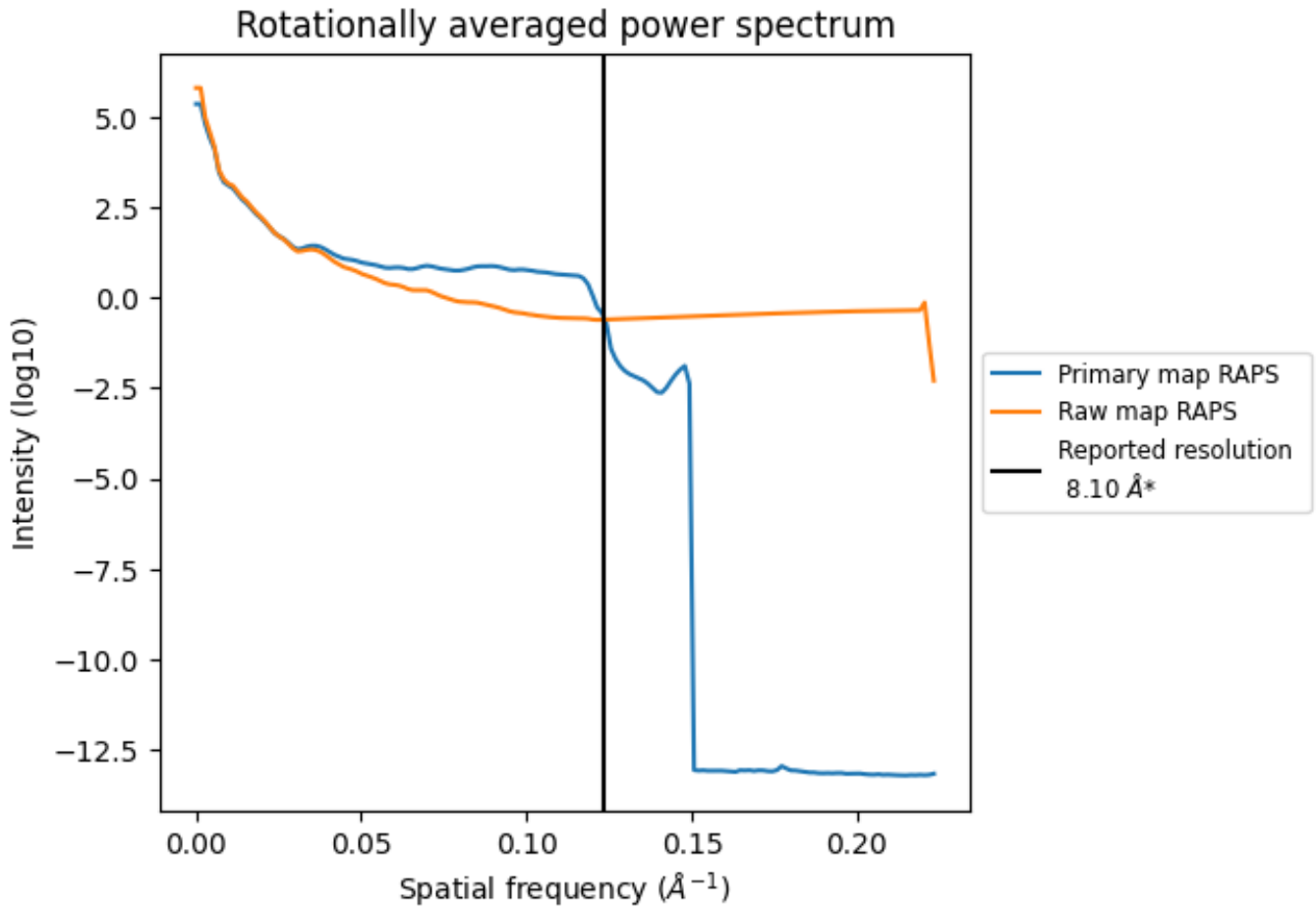

*Reported resolution corresponds to spatial frequency of 0.123 $Å^{-1}$

8 Fourier-Shell correlation

Fourier-Shell Correlation (FSC) is the most commonly used method to estimate the resolution of single-particle and subtomogram-averaged maps. The shape of the curve depends on the imposed symmetry, mask and whether or not the two 3D reconstructions used were processed from a common reference. The reported resolution is shown as a black line. A curve is displayed for the half-bit criterion in addition to lines showing the 0.143 gold standard cut-off and 0.5 cut-off.

8.1 FSC

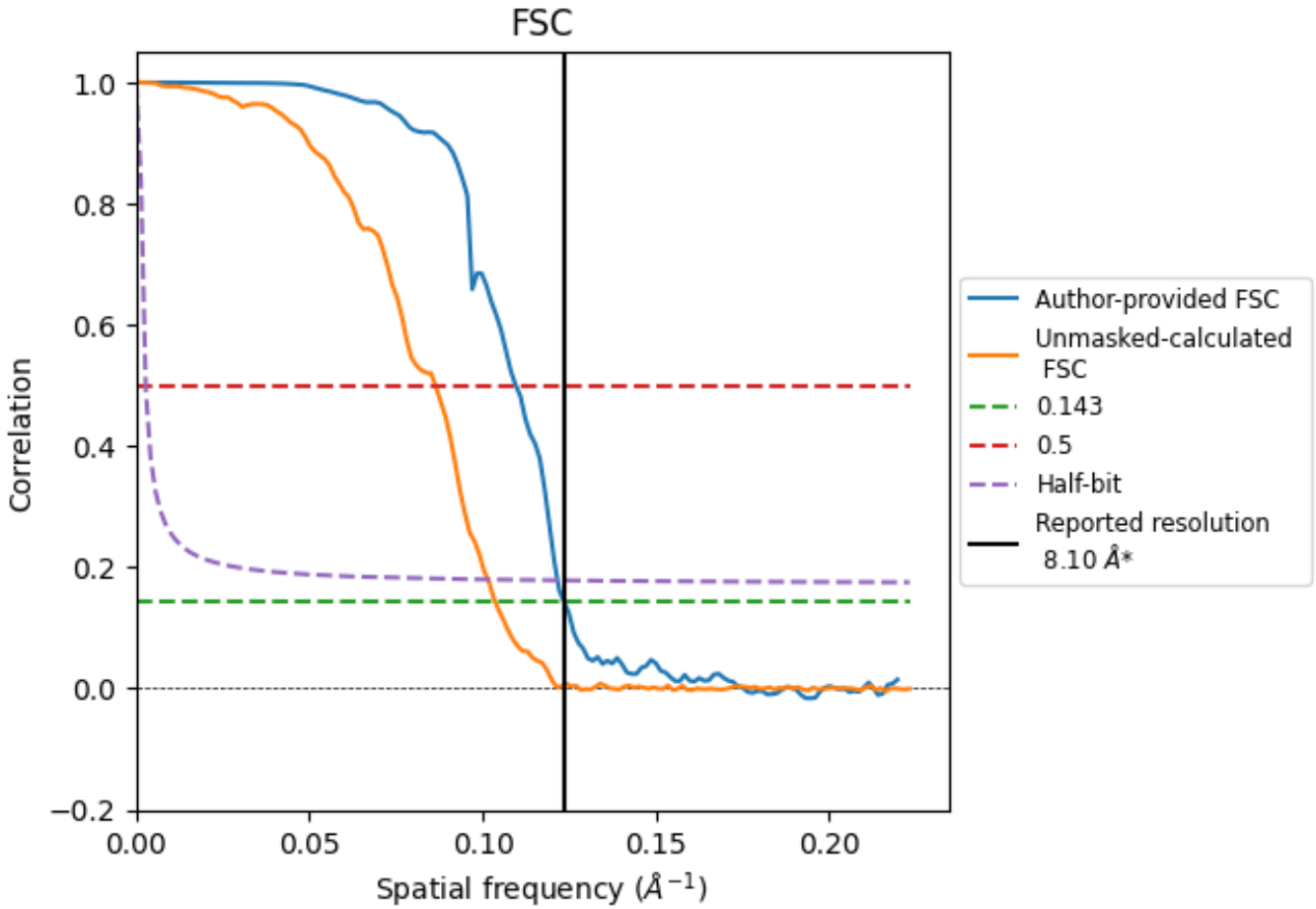

*Reported resolution corresponds to spatial frequency of 0.123 Å^{-1}

8.2 Resolution estimates (i)

Resolution estimate (Å)	Estimation criterion (FSC cut-off)		
	0.143	0.5	Half-bit
Reported by author	8.10	-	-
Author-provided FSC curve	8.10	9.12	8.22
Unmasked-calculated*	9.64	11.57	9.84

*Resolution estimate based on FSC curve calculated by comparison of deposited half-maps. The value from deposited half-maps intersecting FSC 0.143 CUT-OFF 9.64 differs from the reported value 8.1 by more than 10 %

9 Map-model fit

This section contains information regarding the fit between EMDB map EMD-31891 and PDB model 7VCI. Per-residue inclusion information can be found in section 3 on page 7.

9.1 Map-model overlay



X



Y

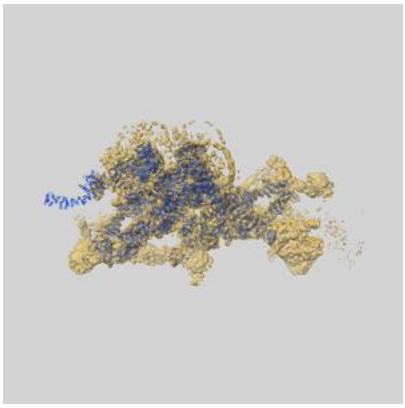

Z

The images above show the 3D surface view of the map at the recommended contour level 0.4 at 50% transparency in yellow overlaid with a ribbon representation of the model coloured in blue. These images allow for the visual assessment of the quality of fit between the atomic model and the map.

9.2 Q-score mapped to coordinate model (i)



X Y Z

The images above show the model with each residue coloured according its Q-score. This shows their resolvability in the map with higher Q-score values reflecting better resolvability. Please note: Q-score is calculating the resolvability of atoms, and thus high values are only expected at resolutions at which atoms can be resolved. Low Q-score values may therefore be expected for many entries.

9.3 Atom inclusion mapped to coordinate model (i)

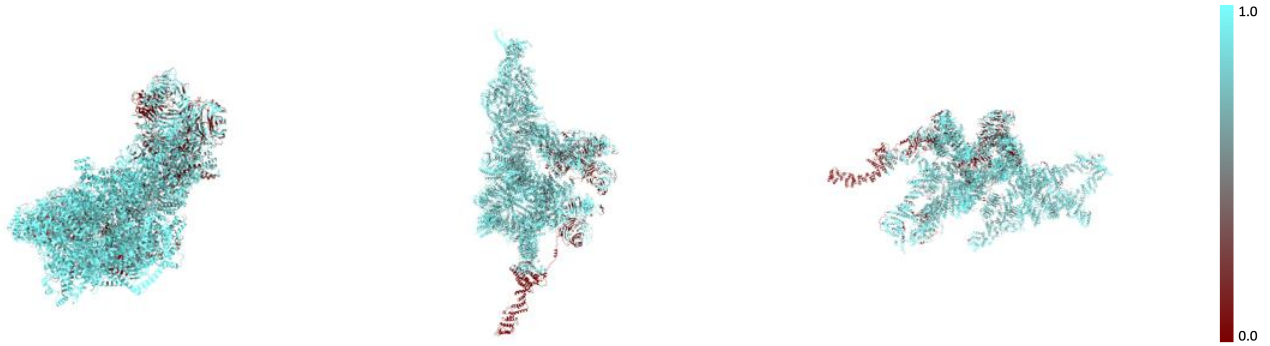

X Y Z

The images above show the model with each residue coloured according to its atom inclusion. This shows to what extent they are inside the map at the recommended contour level (0.4).

9.4 Atom inclusion (i)

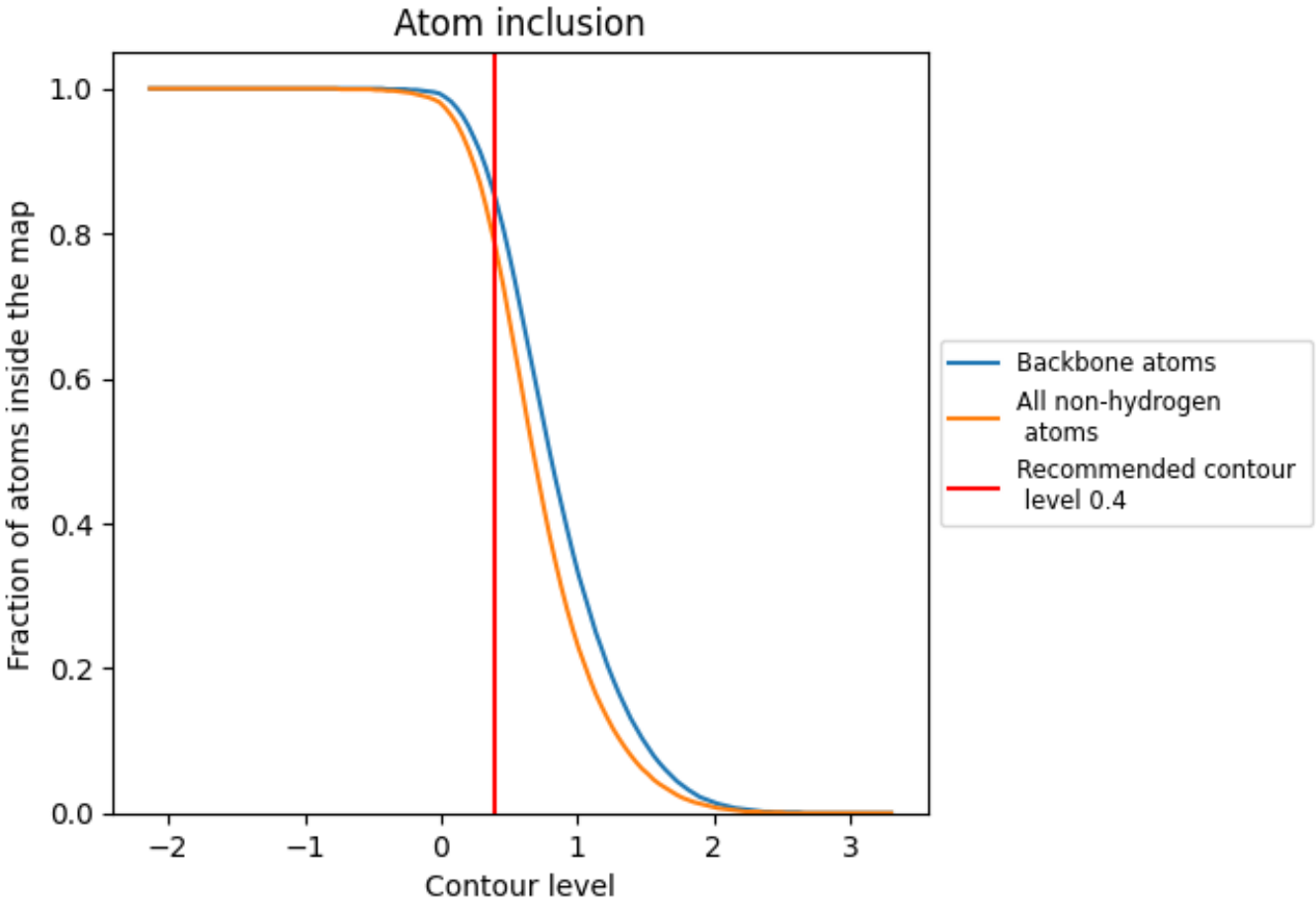

At the recommended contour level, 85% of all backbone atoms, 78% of all non-hydrogen atoms, are inside the map.

9.5 Map-model fit summary

The table lists the average atom inclusion at the recommended contour level (0.4) and Q-score for the entire model and for each chain.

Chain	Atom inclusion	Q-score
All	0.7810	0.1300
A	0.8540	0.1760
B	0.7860	0.1290
C	0.9010	0.1700
D	0.7970	0.1160
E	0.9200	0.1150
F	0.8320	0.1610
G	0.8570	0.1570
H	0.8030	0.1390
I	0.6720	0.0990
J	0.8920	0.1590
K	0.8480	0.1030
L	0.9230	0.1560
M	0.8340	0.1070
N	0.8670	0.1180
O	0.8610	0.1840
P	0.9080	0.1580
Q	0.8180	0.1640
R	0.2590	0.0390
S	0.8480	0.1480
T	0.6470	0.0980
U	0.8870	0.1570

