



Full wwPDB EM Validation Report ⓘ

Mar 8, 2026 – 12:25 PM UTC

PDB ID : 8VB2 / pdb_00008vb2
EMDB ID : EMD-43110
Title : C4 pre-infection ejectosome of the mature bacteriophage PhiM1 particle
Authors : Hodgkinson-Bean, J.; Eruera, A.
Deposited on : 2023-12-11
Resolution : 3.32 Å (reported)
Based on initial model : .

This is a Full wwPDB EM Validation Report for a publicly released PDB entry.

We welcome your comments at validation@mail.wwpdb.org

A user guide is available at

<https://www.wwpdb.org/validation/2017/EMValidationReportHelp>

with specific help available everywhere you see the ⓘ symbol.

The types of validation reports are described at

<http://www.wwpdb.org/validation/2017/FAQs#types>.

The following versions of software and data (see [references ⓘ](#)) were used in the production of this report:

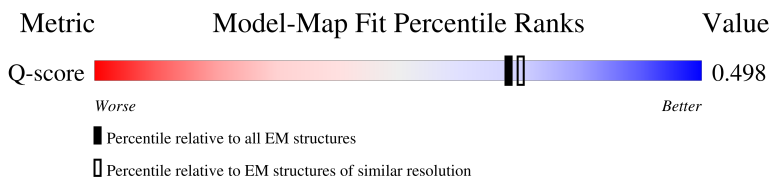
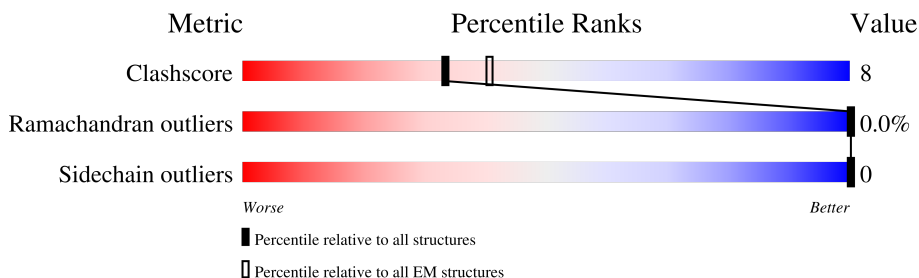
EMDB validation analysis : 0.0.1.dev132
MolProbity : 4-5-2 with Phenix2.0
Percentile statistics : 20250101.v01 (using entries in the PDB archive January 1st 2025)
EM percentile statistics : 202505.v01 (Using data in the EMDB archive up until May 2025)
MapQ : 1.9.13
Ideal geometry (proteins) : Engh & Huber (2001)
Ideal geometry (DNA, RNA) : Parkinson et al. (1996)
Validation Pipeline (wwPDB-VP) : 2.49

1 Overall quality at a glance i

The following experimental techniques were used to determine the structure:
ELECTRON MICROSCOPY

The reported resolution of this entry is 3.32 Å.

Percentile scores (ranging between 0-100) for global validation metrics of the entry are shown in the following graphic. The table shows the number of entries on which the scores are based.






Metric	Whole archive (#Entries)	EM structures (#Entries)	Similar EM resolution (#Entries, resolution range(Å))
Clashscore	229148	23984	-
Ramachandran outliers	224038	23583	-
Sidechain outliers	223484	23102	-
Q-score	-	25397	14518 (2.82 - 3.82)

The table below summarises the geometric issues observed across the polymeric chains and their fit to the map. The red, orange, yellow and green segments of the bar indicate the fraction of residues that contain outliers for ≥ 3 , 2, 1 and 0 types of geometric quality criteria respectively. A grey segment represents the fraction of residues that are not modelled. The numeric value for each fraction is indicated below the corresponding segment, with a dot representing fractions $\leq 5\%$. The upper red bar (where present) indicates the fraction of residues that have poor fit to the EM map (all-atom inclusion $< 40\%$). The numeric value is given above the bar.

Mol	Chain	Length	Quality of chain
1	A	1263	<div style="display: flex; justify-content: space-between; align-items: center;"> <div style="text-align: right;">10%</div> <div style="width: 100%; height: 15px; background: linear-gradient(to right, red 10%, orange 10%, yellow 12%, green 76%, grey 13%);"></div> <div style="text-align: left;">76%</div> </div>
1	B	1263	<div style="display: flex; justify-content: space-between; align-items: center;"> <div style="text-align: right;">10%</div> <div style="width: 100%; height: 15px; background: linear-gradient(to right, red 10%, orange 10%, yellow 12%, green 75%, grey 13%);"></div> <div style="text-align: left;">75%</div> </div>
1	C	1263	<div style="display: flex; justify-content: space-between; align-items: center;"> <div style="text-align: right;">10%</div> <div style="width: 100%; height: 15px; background: linear-gradient(to right, red 10%, orange 10%, yellow 12%, green 75%, grey 13%);"></div> <div style="text-align: left;">75%</div> </div>
1	D	1263	<div style="display: flex; justify-content: space-between; align-items: center;"> <div style="text-align: right;">10%</div> <div style="width: 100%; height: 15px; background: linear-gradient(to right, red 10%, orange 10%, yellow 12%, green 75%, grey 13%);"></div> <div style="text-align: left;">75%</div> </div>

Continued on next page...

Continued from previous page...

Mol	Chain	Length	Quality of chain
2	E	904	
2	F	904	
2	G	904	
2	H	904	
2	I	904	
2	J	904	
2	K	904	
2	L	904	
3	M	204	
3	N	204	
3	O	204	
3	P	204	
3	Q	204	
3	R	204	
3	S	204	
3	T	204	

2 Entry composition i

There are 3 unique types of molecules in this entry. The entry contains 92008 atoms, of which 0 are hydrogens and 0 are deuteriums.

In the tables below, the AltConf column contains the number of residues with at least one atom in alternate conformation and the Trace column contains the number of residues modelled with at most 2 atoms.

- Molecule 1 is a protein called Tetrameric ejection protein (gp48).

Mol	Chain	Residues	Atoms					AltConf	Trace
			Total	C	N	O	S		
1	A	1103	Total 8369	C 5215	N 1491	O 1620	S 43	0	0
1	B	1103	Total 8369	C 5215	N 1491	O 1620	S 43	0	0
1	C	1103	Total 8369	C 5215	N 1491	O 1620	S 43	0	0
1	D	1103	Total 8369	C 5215	N 1491	O 1620	S 43	0	0

- Molecule 2 is a protein called Octameric ejection protein (gp49).

Mol	Chain	Residues	Atoms					AltConf	Trace
			Total	C	N	O	S		
2	I	844	Total 6442	C 3988	N 1128	O 1306	S 20	0	0
2	J	844	Total 6442	C 3988	N 1128	O 1306	S 20	0	0
2	K	844	Total 6442	C 3988	N 1128	O 1306	S 20	0	0
2	L	844	Total 6442	C 3988	N 1128	O 1306	S 20	0	0
2	E	844	Total 6442	C 3988	N 1128	O 1306	S 20	0	0
2	F	844	Total 6442	C 3988	N 1128	O 1306	S 20	0	0
2	G	844	Total 6442	C 3988	N 1128	O 1306	S 20	0	0
2	H	844	Total 6442	C 3988	N 1128	O 1306	S 20	0	0

- Molecule 3 is a protein called Ejection protein 3 (gp50).

Mol	Chain	Residues	Atoms					AltConf	Trace
			Total	C	N	O	S		
3	M	125	Total 874	C 530	N 160	O 178	S 6	0	0

Continued on next page...

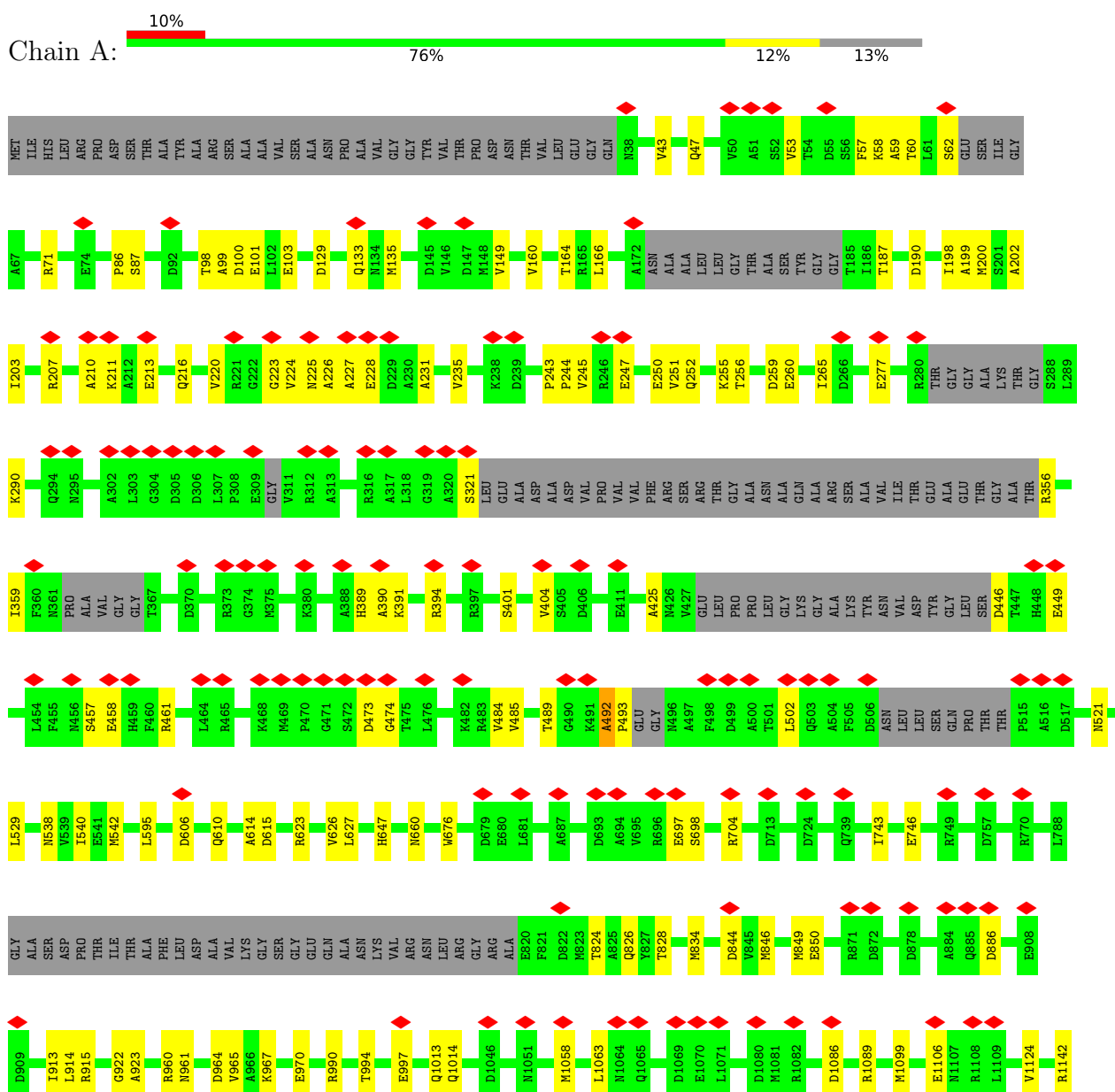
Continued from previous page...

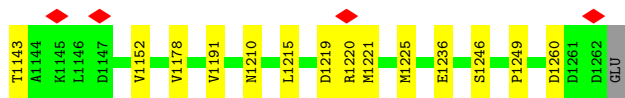
Mol	Chain	Residues	Atoms					AltConf	Trace
3	N	125	Total	C	N	O	S	0	0
			875	531	160	178	6		
3	O	125	Total	C	N	O	S	0	0
			874	530	160	178	6		
3	P	125	Total	C	N	O	S	0	0
			875	531	160	178	6		
3	Q	125	Total	C	N	O	S	0	0
			874	530	160	178	6		
3	R	125	Total	C	N	O	S	0	0
			875	531	160	178	6		
3	S	125	Total	C	N	O	S	0	0
			874	530	160	178	6		
3	T	125	Total	C	N	O	S	0	0
			875	531	160	178	6		

3 Residue-property plots

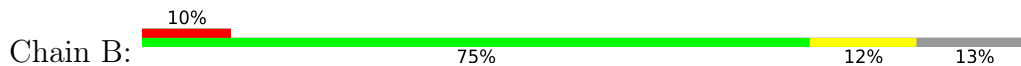
These plots are drawn for all protein, RNA, DNA and oligosaccharide chains in the entry. The first graphic for a chain summarises the proportions of the various outlier classes displayed in the second graphic. The second graphic shows the sequence view annotated by issues in geometry and atom inclusion in map density. Residues are color-coded according to the number of geometric quality criteria for which they contain at least one outlier: green = 0, yellow = 1, orange = 2 and red = 3 or more. A red diamond above a residue indicates a poor fit to the EM map for this residue (all-atom inclusion < 40%). Stretches of 2 or more consecutive residues without any outlier are shown as a green connector. Residues present in the sample, but not in the model, are shown in grey.

- Molecule 1: Tetrameric ejection protein (gp48)

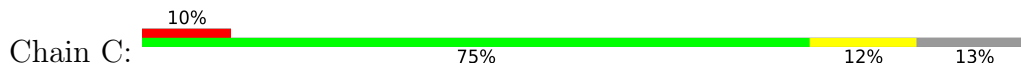





• Molecule 1: Tetrameric ejection protein (gp48)

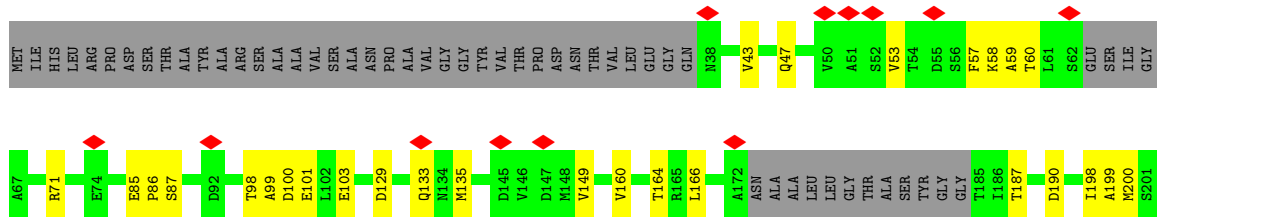
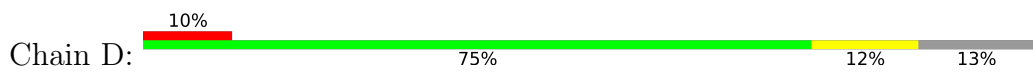


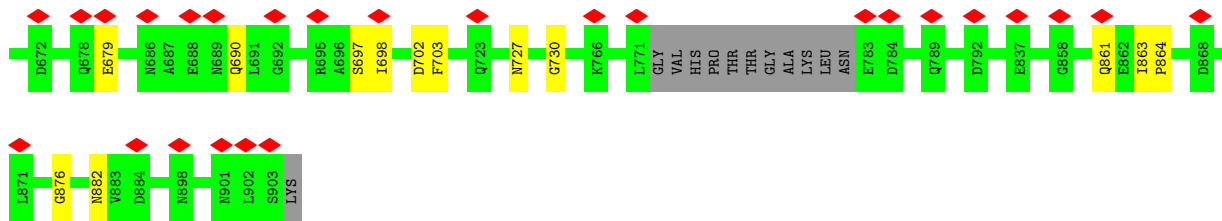
• Molecule 1: Tetrameric ejection protein (gp48)



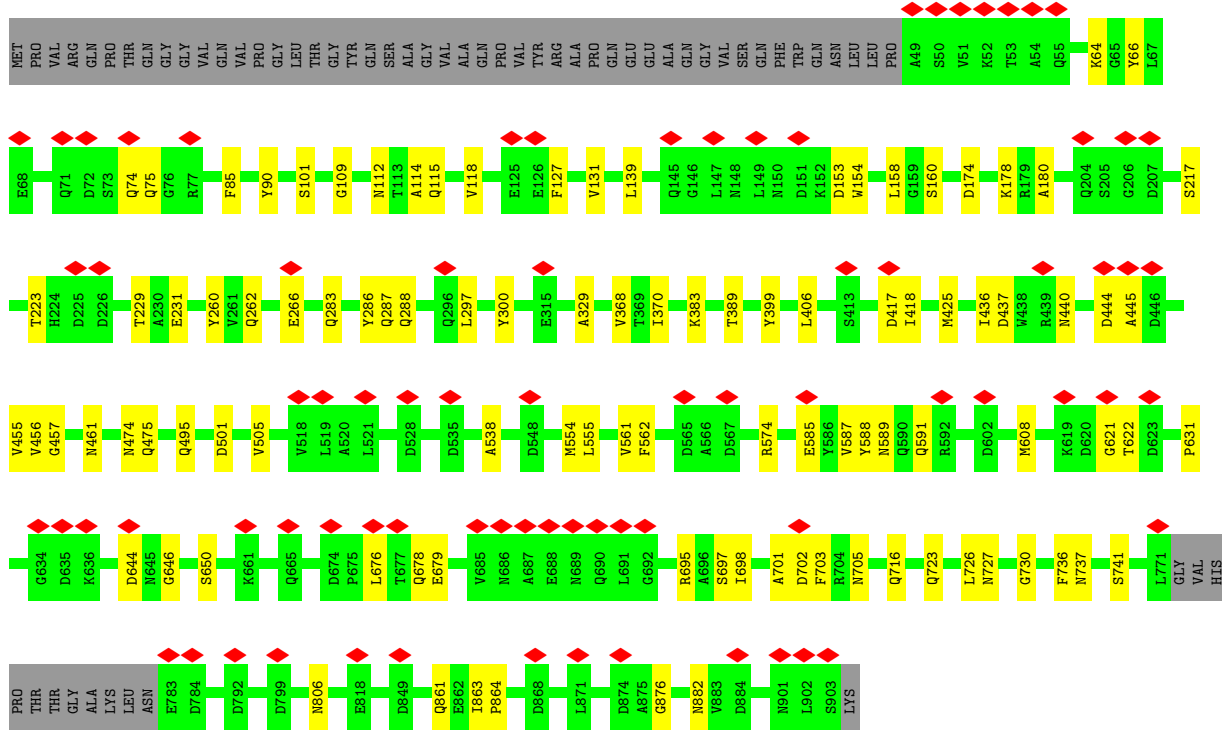
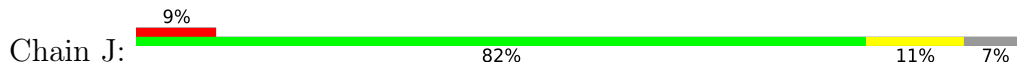


• Molecule 1: Tetrameric ejection protein (gp48)

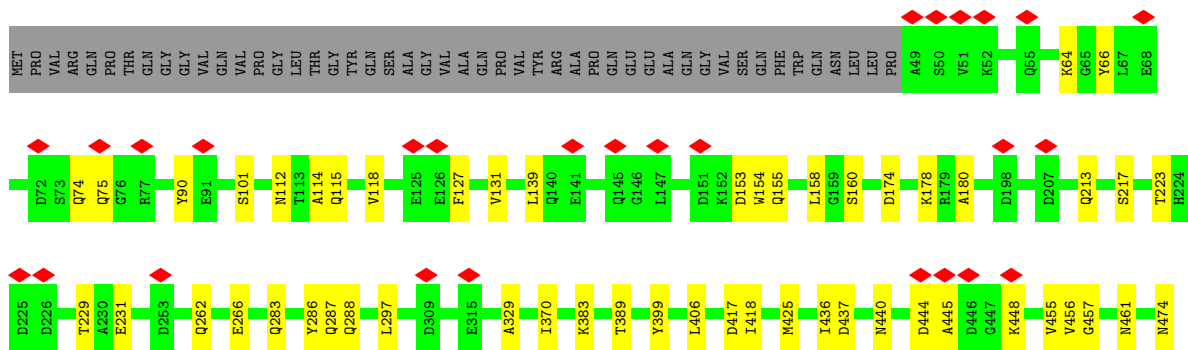
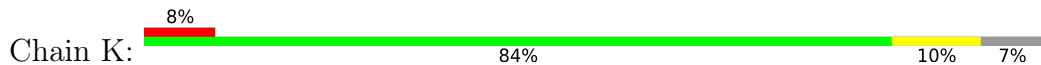


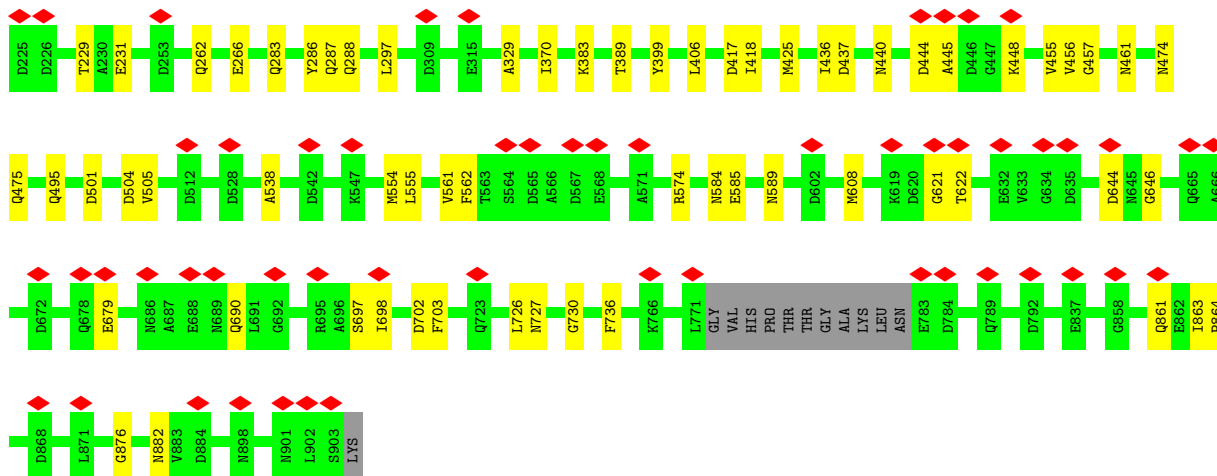


• Molecule 2: Octameric ejection protein (gp49)

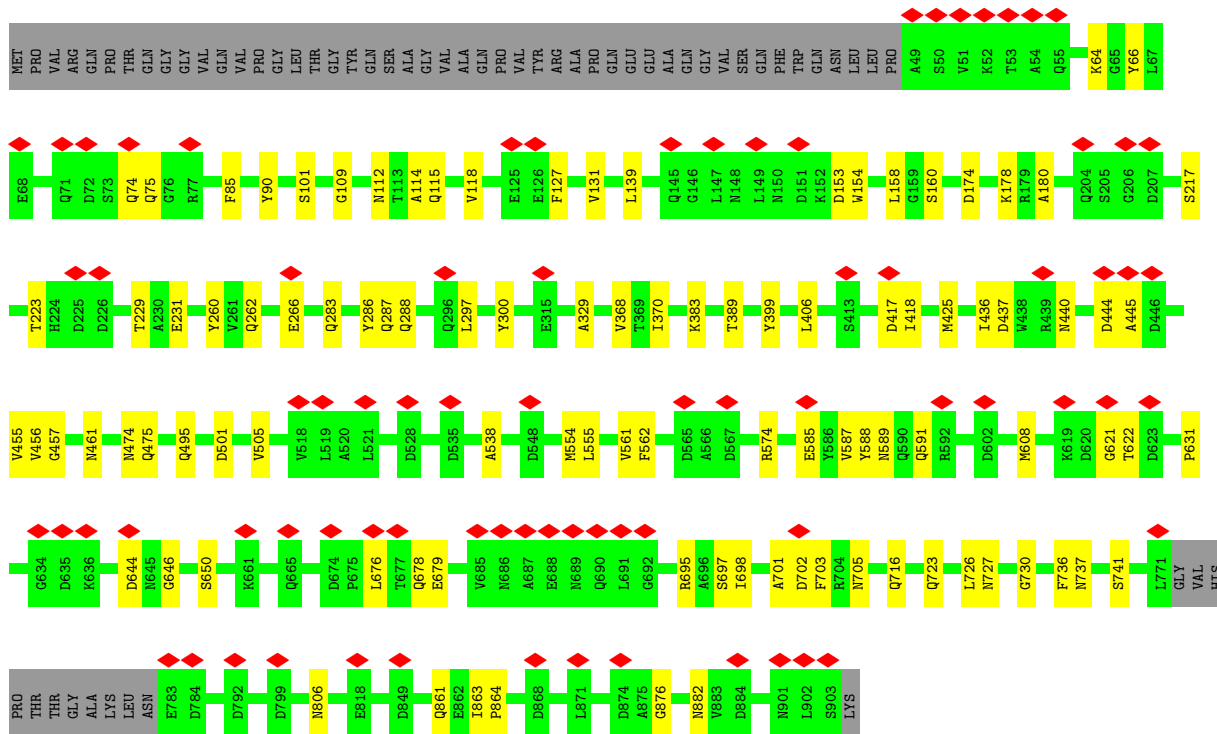
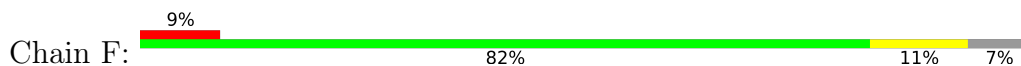


• Molecule 2: Octameric ejection protein (gp49)


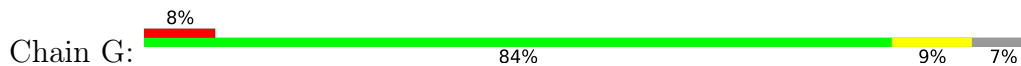



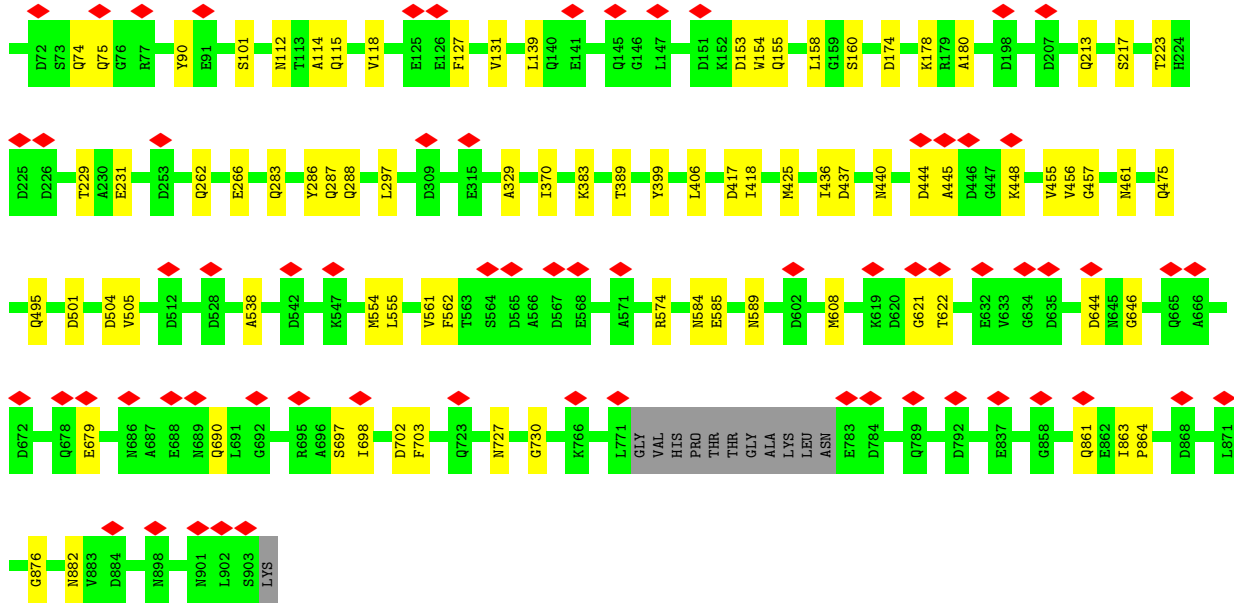


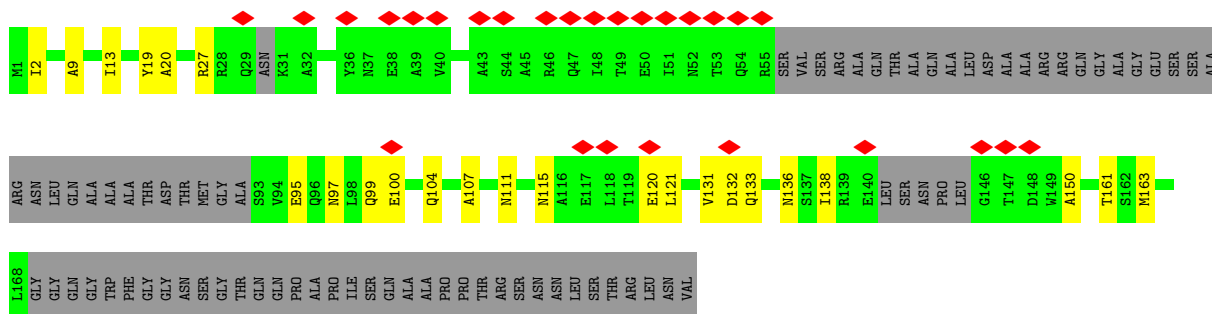
• Molecule 2: Octameric ejection protein (gp49)



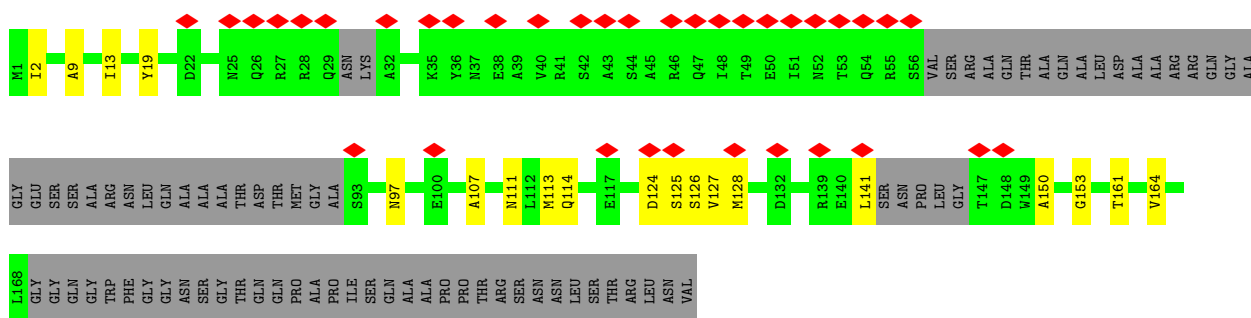
• Molecule 2: Octameric ejection protein (gp49)



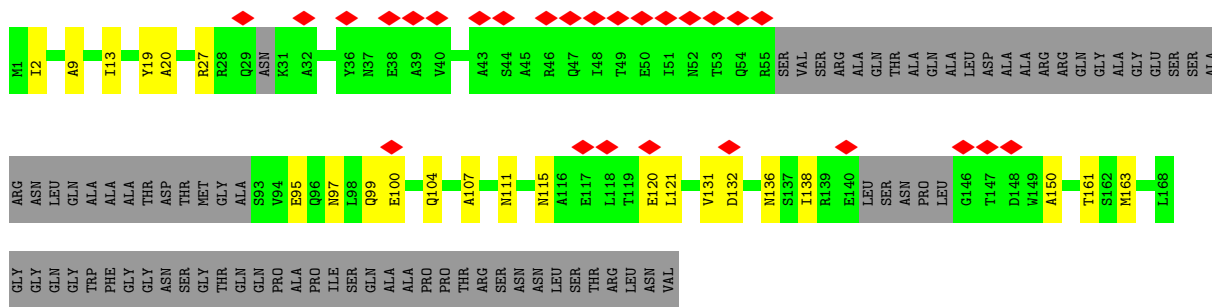




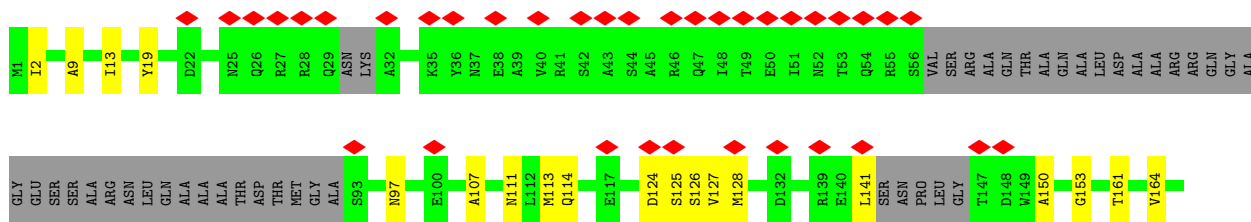
• Molecule 3: Ejection protein 3 (gp50)



• Molecule 3: Ejection protein 3 (gp50)

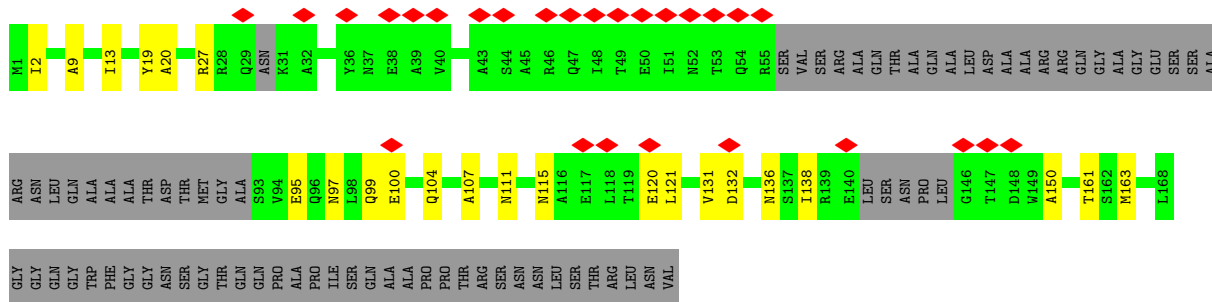


• Molecule 3: Ejection protein 3 (gp50)

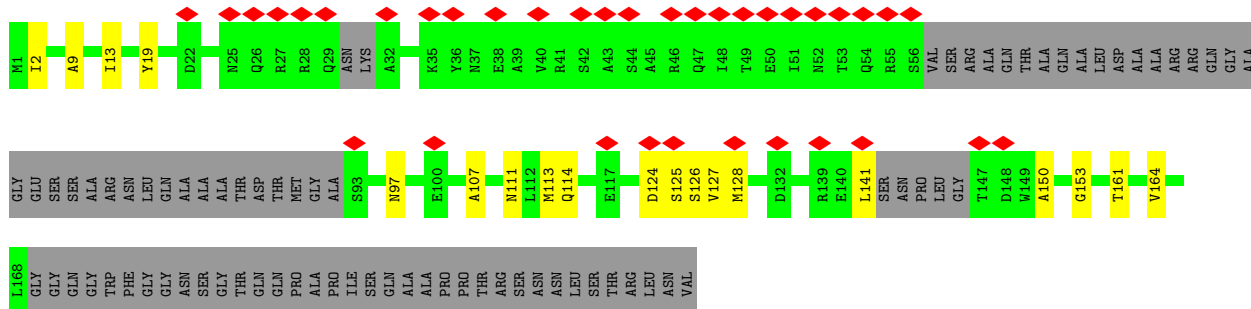


L168
GLY
GLY
GLN
GLY
TRP
PHE
GLY
GLY
ASN
SER
GLY
THR
GLN
GLN
PRO
PRO
ALA
ILE
SER
GLN
ALA
ALA
ALA
PRO
PRO
THR
THR
ARG
SER
ASN
ASN
LEU
SER
THR
THR
ARG
LEU
LEU
ASN
VAL

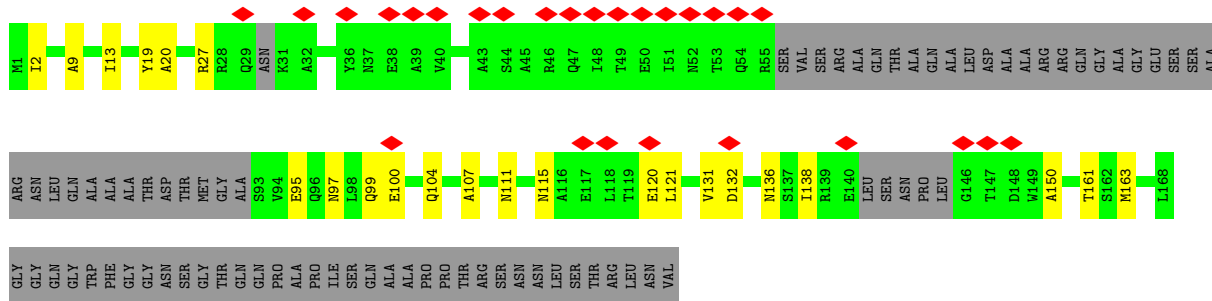
• Molecule 3: Ejection protein 3 (gp50)



• Molecule 3: Ejection protein 3 (gp50)

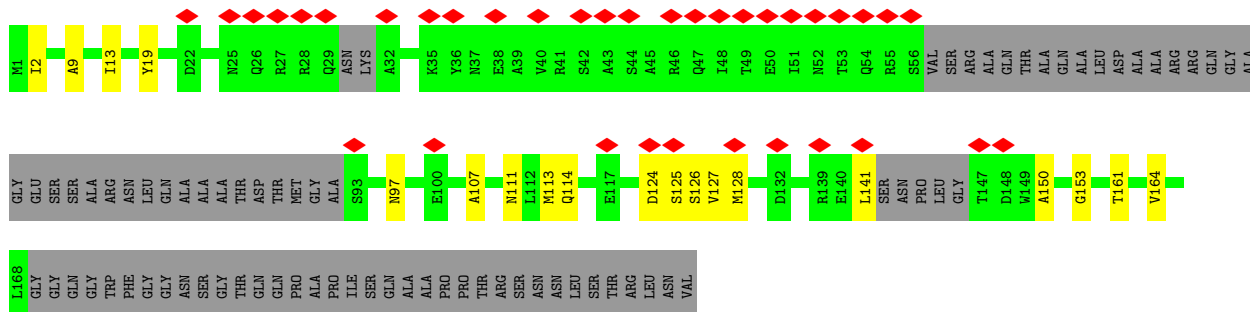


• Molecule 3: Ejection protein 3 (gp50)



• Molecule 3: Ejection protein 3 (gp50)





4 Experimental information

Property	Value	Source
EM reconstruction method	SINGLE PARTICLE	Depositor
Imposed symmetry	POINT, C4	Depositor
Number of particles used	17729	Depositor
Resolution determination method	FSC 0.143 CUT-OFF	Depositor
CTF correction method	PHASE FLIPPING AND AMPLITUDE CORRECTION; Patch based CTF correction.	Depositor
Microscope	TFS KRIOS	Depositor
Voltage (kV)	300	Depositor
Electron dose ($e^-/\text{\AA}^2$)	53.9	Depositor
Minimum defocus (nm)	800	Depositor
Maximum defocus (nm)	2400	Depositor
Magnification	36765	Depositor
Image detector	GATAN K3 BIOQUANTUM (6k x 4k)	Depositor
Maximum map value	1.142	Depositor
Minimum map value	-0.663	Depositor
Average map value	0.011	Depositor
Map value standard deviation	0.058	Depositor
Recommended contour level	0.28	Depositor
Map size (\AA)	537.6, 537.6, 537.6	wwPDB
Map dimensions	384, 384, 384	wwPDB
Map angles ($^\circ$)	90.0, 90.0, 90.0	wwPDB
Pixel spacing (\AA)	1.4, 1.4, 1.4	Depositor

5 Model quality [i](#)

5.1 Standard geometry [i](#)

The Z score for a bond length (or angle) is the number of standard deviations the observed value is removed from the expected value. A bond length (or angle) with $|Z| > 5$ is considered an outlier worth inspection. RMSZ is the root-mean-square of all Z scores of the bond lengths (or angles).

Mol	Chain	Bond lengths		Bond angles	
		RMSZ	# Z >5	RMSZ	# Z >5
1	A	0.17	0/8497	0.37	0/11496
1	B	0.17	0/8497	0.37	0/11496
1	C	0.17	0/8497	0.37	0/11496
1	D	0.17	0/8497	0.37	0/11496
2	E	0.10	0/6541	0.28	0/8865
2	F	0.10	0/6541	0.28	0/8865
2	G	0.10	0/6541	0.28	0/8865
2	H	0.10	0/6541	0.28	0/8865
2	I	0.10	0/6541	0.28	0/8865
2	J	0.11	0/6541	0.28	0/8865
2	K	0.11	0/6541	0.28	0/8865
2	L	0.10	0/6541	0.28	0/8865
3	M	0.13	0/876	0.30	0/1183
3	N	0.14	0/877	0.31	0/1185
3	O	0.13	0/876	0.30	0/1183
3	P	0.14	0/877	0.31	0/1185
3	Q	0.13	0/876	0.30	0/1183
3	R	0.14	0/877	0.31	0/1185
3	S	0.13	0/876	0.30	0/1183
3	T	0.14	0/877	0.31	0/1185
All	All	0.13	0/93328	0.32	0/126376

There are no bond length outliers.

There are no bond angle outliers.

There are no chirality outliers.

There are no planarity outliers.

5.2 Too-close contacts [i](#)

In the following table, the Non-H and H(model) columns list the number of non-hydrogen atoms and hydrogen atoms in the chain respectively. The H(added) column lists the number of hydrogen

atoms added and optimized by MolProbity. The Clashes column lists the number of clashes within the asymmetric unit, whereas Symm-Clashes lists symmetry-related clashes.

Mol	Chain	Non-H	H(model)	H(added)	Clashes	Symm-Clashes
1	A	8369	0	8324	235	0
1	B	8369	0	8324	240	0
1	C	8369	0	8324	240	0
1	D	8369	0	8324	240	0
2	E	6442	0	6259	111	0
2	F	6442	0	6259	170	0
2	G	6442	0	6259	109	0
2	H	6442	0	6259	172	0
2	I	6442	0	6259	110	0
2	J	6442	0	6259	170	0
2	K	6442	0	6259	107	0
2	L	6442	0	6259	166	0
3	M	874	0	802	38	0
3	N	875	0	801	37	0
3	O	874	0	802	38	0
3	P	875	0	801	37	0
3	Q	874	0	802	37	0
3	R	875	0	801	36	0
3	S	874	0	802	38	0
3	T	875	0	801	37	0
All	All	92008	0	89780	1504	0

The all-atom clashscore is defined as the number of clashes found per 1000 atoms (including hydrogen atoms). The all-atom clashscore for this structure is 8.

All (1504) close contacts within the same asymmetric unit are listed below, sorted by their clash magnitude.

Atom-1	Atom-2	Interatomic distance (Å)	Clash overlap (Å)
1:A:86:PRO:CG	1:D:47:GLN:HE21	1.11	1.63
1:C:47:GLN:HE21	1:D:86:PRO:CG	1.11	1.62
1:B:47:GLN:HE21	1:C:86:PRO:CG	1.11	1.61
1:A:47:GLN:HE21	1:B:86:PRO:CG	1.11	1.61
1:D:166:LEU:HD21	2:J:591:GLN:NE2	1.25	1.49
1:C:231:ALA:CB	2:H:368:VAL:HG11	1.42	1.48
1:B:166:LEU:HD21	2:F:591:GLN:NE2	1.25	1.46
1:D:231:ALA:CB	2:J:368:VAL:HG11	1.42	1.45
1:A:166:LEU:HD21	2:L:591:GLN:NE2	1.25	1.45
1:B:231:ALA:CB	2:F:368:VAL:HG11	1.42	1.44
2:J:266:GLU:OE1	3:R:161:THR:CG2	1.65	1.44

Continued on next page...

Continued from previous page...

Atom-1	Atom-2	Interatomic distance (Å)	Clash overlap (Å)
1:A:231:ALA:CB	2:L:368:VAL:HG11	1.42	1.44
2:H:266:GLU:OE1	3:P:161:THR:CG2	1.65	1.43
2:F:266:GLU:OE1	3:N:161:THR:CG2	1.65	1.41
1:D:231:ALA:HB3	2:J:368:VAL:CG1	1.50	1.41
1:C:166:LEU:HD21	2:H:591:GLN:NE2	1.25	1.40
1:B:231:ALA:HB3	2:F:368:VAL:CG1	1.50	1.40
2:L:266:GLU:OE1	3:T:161:THR:CG2	1.65	1.40
1:C:231:ALA:HB3	2:H:368:VAL:CG1	1.50	1.39
1:A:231:ALA:HB3	2:L:368:VAL:CG1	1.50	1.39
1:A:47:GLN:NE2	1:B:86:PRO:HG2	1.46	1.30
1:A:256:THR:HG21	2:L:702:ASP:OD2	1.12	1.29
1:C:47:GLN:NE2	1:D:86:PRO:HG2	1.46	1.29
1:C:401:SER:OG	1:D:626:VAL:HB	1.27	1.29
1:B:47:GLN:NE2	1:C:86:PRO:HG2	1.46	1.28
1:A:86:PRO:HG2	1:D:47:GLN:NE2	1.46	1.28
1:A:47:GLN:NE2	1:B:86:PRO:CD	1.97	1.27
1:A:86:PRO:CG	1:D:47:GLN:NE2	1.97	1.27
1:C:256:THR:HG21	2:H:702:ASP:OD2	1.12	1.27
1:B:47:GLN:NE2	1:C:86:PRO:CD	1.97	1.26
1:C:47:GLN:NE2	1:D:86:PRO:CD	1.97	1.26
1:A:135:MET:CE	2:L:587:VAL:HG11	1.66	1.26
1:B:401:SER:OG	1:C:626:VAL:HB	1.27	1.26
1:A:86:PRO:CD	1:D:47:GLN:NE2	1.97	1.26
1:B:135:MET:CE	2:F:587:VAL:HG11	1.66	1.26
1:A:47:GLN:NE2	1:B:86:PRO:CG	1.97	1.25
1:A:626:VAL:HB	1:D:401:SER:OG	1.27	1.25
1:D:256:THR:HG21	2:J:702:ASP:OD2	1.12	1.25
1:B:256:THR:HG21	2:F:702:ASP:OD2	1.12	1.25
1:D:256:THR:CG2	2:J:702:ASP:OD2	1.84	1.24
1:A:256:THR:CG2	2:L:702:ASP:OD2	1.84	1.24
1:A:401:SER:OG	1:B:626:VAL:HB	1.27	1.24
1:C:135:MET:CE	2:H:587:VAL:HG11	1.66	1.24
1:B:256:THR:CG2	2:F:702:ASP:OD2	1.84	1.24
1:C:256:THR:CG2	2:H:702:ASP:OD2	1.84	1.24
1:B:47:GLN:NE2	1:C:86:PRO:CG	1.97	1.24
1:D:135:MET:CE	2:J:587:VAL:HG11	1.66	1.24
1:A:47:GLN:HE21	1:B:86:PRO:CD	1.53	1.21
1:A:834:MET:HE1	1:D:540:ILE:CD1	1.71	1.20
1:A:86:PRO:CD	1:D:47:GLN:HE21	1.53	1.20
1:A:540:ILE:CD1	1:B:834:MET:HE1	1.71	1.20
2:L:475:GLN:HE21	3:O:2:ILE:HD13	1.05	1.19

Continued on next page...

Continued from previous page...

Atom-1	Atom-2	Interatomic distance (Å)	Clash overlap (Å)
1:B:540:ILE:CD1	1:C:834:MET:HE1	1.71	1.19
1:C:540:ILE:CD1	1:D:834:MET:HE1	1.71	1.19
1:C:47:GLN:NE2	1:D:86:PRO:CG	1.97	1.18
1:C:47:GLN:HE21	1:D:86:PRO:CD	1.53	1.17
2:F:475:GLN:HE21	3:Q:2:ILE:HD13	1.05	1.16
1:D:135:MET:HE3	2:J:587:VAL:CG1	1.76	1.16
2:J:475:GLN:HE21	3:M:2:ILE:HD13	1.04	1.15
1:C:135:MET:HE3	2:H:587:VAL:CG1	1.76	1.14
1:B:47:GLN:HE21	1:C:86:PRO:CD	1.53	1.14
1:D:243:PRO:HA	2:J:737:ASN:HD22	1.07	1.14
2:E:266:GLU:OE1	3:M:161:THR:CG2	1.96	1.14
1:B:129:ASP:OD1	2:F:588:TYR:OH	1.66	1.13
2:I:266:GLU:OE1	3:Q:161:THR:CG2	1.96	1.13
1:A:129:ASP:OD1	2:L:588:TYR:OH	1.66	1.13
1:A:135:MET:HE3	2:L:587:VAL:CG1	1.76	1.13
1:C:166:LEU:CD2	2:H:591:GLN:NE2	2.12	1.13
1:D:129:ASP:OD1	2:J:588:TYR:OH	1.66	1.13
2:G:266:GLU:OE1	3:O:161:THR:CG2	1.96	1.13
2:K:266:GLU:OE1	3:S:161:THR:CG2	1.96	1.12
1:B:135:MET:HE3	2:F:587:VAL:CG1	1.76	1.12
1:C:129:ASP:OD1	2:H:588:TYR:OH	1.66	1.12
1:D:166:LEU:CD2	2:J:591:GLN:NE2	2.12	1.12
2:H:475:GLN:HE21	3:S:2:ILE:HD13	1.05	1.12
1:B:166:LEU:CD2	2:F:591:GLN:NE2	2.12	1.11
1:B:243:PRO:HA	2:F:737:ASN:HD22	1.07	1.11
1:A:166:LEU:CD2	2:L:591:GLN:NE2	2.12	1.10
1:A:243:PRO:HA	2:L:737:ASN:HD22	1.07	1.10
1:A:623:ARG:O	1:D:404:VAL:HG11	1.52	1.09
1:A:834:MET:CE	1:D:540:ILE:HD11	1.82	1.09
2:K:475:GLN:HE21	3:N:2:ILE:HD13	0.99	1.09
1:A:540:ILE:HD11	1:B:834:MET:CE	1.82	1.09
1:B:243:PRO:HA	2:F:737:ASN:ND2	1.67	1.08
1:C:243:PRO:HA	2:H:737:ASN:ND2	1.67	1.08
1:C:404:VAL:HG11	1:D:623:ARG:O	1.52	1.08
1:C:540:ILE:HD11	1:D:834:MET:CE	1.82	1.08
2:E:266:GLU:OE1	3:M:161:THR:HG21	1.53	1.08
1:C:243:PRO:HA	2:H:737:ASN:HD22	1.07	1.08
1:A:202:ALA:HA	2:L:695:ARG:HD3	1.34	1.08
2:K:266:GLU:OE1	3:S:161:THR:HG21	1.53	1.08
2:G:475:GLN:HE21	3:R:2:ILE:HD13	0.99	1.08
2:E:475:GLN:HE21	3:P:2:ILE:HD13	0.99	1.07

Continued on next page...

Continued from previous page...

Atom-1	Atom-2	Interatomic distance (Å)	Clash overlap (Å)
1:A:243:PRO:HA	2:L:737:ASN:ND2	1.67	1.07
1:B:540:ILE:HD11	1:C:834:MET:CE	1.82	1.07
1:D:202:ALA:HA	2:J:695:ARG:HD3	1.34	1.07
1:D:243:PRO:HA	2:J:737:ASN:ND2	1.67	1.07
2:I:475:GLN:HE21	3:T:2:ILE:HD13	0.99	1.07
2:G:266:GLU:OE1	3:O:161:THR:HG21	1.53	1.07
1:B:47:GLN:NE2	1:C:86:PRO:HD2	1.68	1.07
2:I:266:GLU:OE1	3:Q:161:THR:HG21	1.53	1.07
1:A:404:VAL:HG11	1:B:623:ARG:O	1.52	1.06
1:B:202:ALA:HA	2:F:695:ARG:HD3	1.34	1.06
1:B:404:VAL:HG11	1:C:623:ARG:O	1.52	1.05
1:C:1236:GLU:OE2	1:D:660:ASN:HB2	1.55	1.05
1:A:47:GLN:NE2	1:B:86:PRO:HD2	1.68	1.05
1:C:202:ALA:HA	2:H:695:ARG:HD3	1.34	1.05
1:A:401:SER:OG	1:B:626:VAL:CB	2.05	1.04
1:A:660:ASN:HB2	1:D:1236:GLU:OE2	1.55	1.04
1:A:1236:GLU:OE2	1:B:660:ASN:HB2	1.55	1.04
1:B:1236:GLU:OE2	1:C:660:ASN:HB2	1.55	1.04
2:G:475:GLN:NE2	3:R:2:ILE:HD13	1.73	1.04
1:C:47:GLN:NE2	1:D:86:PRO:HD2	1.68	1.04
1:A:626:VAL:CB	1:D:401:SER:OG	2.05	1.04
2:I:475:GLN:NE2	3:T:2:ILE:HD13	1.73	1.04
2:E:475:GLN:NE2	3:P:2:ILE:HD13	1.73	1.04
2:K:475:GLN:HE21	3:N:2:ILE:CD1	1.71	1.03
1:B:401:SER:OG	1:C:626:VAL:CB	2.05	1.03
1:C:401:SER:OG	1:D:626:VAL:CB	2.05	1.03
2:K:475:GLN:NE2	3:N:2:ILE:HD13	1.73	1.03
2:E:139:LEU:CD2	2:F:64:LYS:HG3	1.89	1.02
2:G:475:GLN:HE21	3:R:2:ILE:CD1	1.71	1.02
2:I:475:GLN:HE21	3:T:2:ILE:CD1	1.71	1.02
1:A:86:PRO:HD2	1:D:47:GLN:NE2	1.68	1.02
2:K:139:LEU:CD2	2:L:64:LYS:HG3	1.89	1.02
2:E:475:GLN:HE21	3:P:2:ILE:CD1	1.71	1.02
1:A:540:ILE:HD11	1:B:834:MET:HE1	1.04	1.02
1:B:540:ILE:HD11	1:C:834:MET:HE1	1.04	1.02
1:C:540:ILE:HD11	1:D:834:MET:HE1	1.04	1.02
2:I:139:LEU:CD2	2:J:64:LYS:HG3	1.89	1.01
1:A:834:MET:HE1	1:D:540:ILE:HD11	1.04	1.01
2:G:139:LEU:CD2	2:H:64:LYS:HG3	1.89	1.00
1:C:243:PRO:HB3	2:H:737:ASN:HD21	1.27	1.00
2:J:139:LEU:CD2	2:K:64:LYS:HG3	1.92	0.99

Continued on next page...

Continued from previous page...

Atom-1	Atom-2	Interatomic distance (Å)	Clash overlap (Å)
1:C:252:GLN:HB2	2:H:705:ASN:HD21	1.27	0.99
2:I:64:LYS:HG3	2:H:139:LEU:CD2	1.92	0.99
1:A:626:VAL:HB	1:D:401:SER:HG	1.23	0.99
1:B:252:GLN:HB2	2:F:705:ASN:HD21	1.27	0.99
2:F:139:LEU:CD2	2:G:64:LYS:HG3	1.93	0.99
1:D:231:ALA:CB	2:J:368:VAL:CG1	2.24	0.98
2:L:139:LEU:CD2	2:E:64:LYS:HG3	1.93	0.98
1:D:252:GLN:HB2	2:J:705:ASN:HD21	1.27	0.98
2:L:266:GLU:CD	3:T:161:THR:HG21	1.90	0.97
1:D:243:PRO:HB3	2:J:737:ASN:HD21	1.27	0.97
2:H:266:GLU:CD	3:P:161:THR:HG21	1.90	0.96
1:A:401:SER:HB2	1:B:627:LEU:HB2	1.47	0.96
1:B:231:ALA:CB	2:F:368:VAL:CG1	2.24	0.96
2:F:266:GLU:CD	3:N:161:THR:HG21	1.90	0.96
1:A:231:ALA:CB	2:L:368:VAL:CG1	2.24	0.96
1:C:166:LEU:HD21	2:H:591:GLN:HE22	1.29	0.96
1:A:243:PRO:HB3	2:L:737:ASN:HD21	1.26	0.96
1:A:252:GLN:HB2	2:L:705:ASN:HD21	1.27	0.96
1:B:243:PRO:HB3	2:F:737:ASN:HD21	1.27	0.95
2:J:266:GLU:CD	3:R:161:THR:HG21	1.90	0.95
1:B:166:LEU:HD21	2:F:591:GLN:HE22	1.29	0.94
1:B:401:SER:HB2	1:C:627:LEU:HB2	1.47	0.94
1:C:401:SER:HB2	1:D:627:LEU:HB2	1.47	0.94
1:A:47:GLN:HE21	1:B:86:PRO:HG2	0.77	0.94
1:B:1014:GLN:HE22	2:E:690:GLN:HE21	1.15	0.93
1:A:86:PRO:HG2	1:D:47:GLN:HE21	0.77	0.93
1:A:627:LEU:HB2	1:D:401:SER:HB2	1.47	0.93
1:D:243:PRO:CA	2:J:737:ASN:HD22	1.82	0.93
1:B:243:PRO:CA	2:F:737:ASN:ND2	2.32	0.93
1:D:243:PRO:CA	2:J:737:ASN:ND2	2.32	0.93
1:C:243:PRO:CA	2:H:737:ASN:HD22	1.82	0.92
1:C:401:SER:HG	1:D:626:VAL:HB	1.15	0.92
1:B:47:GLN:HE21	1:C:86:PRO:HG2	0.77	0.92
2:I:266:GLU:OE1	3:Q:161:THR:HG23	1.69	0.92
1:A:243:PRO:CA	2:L:737:ASN:ND2	2.32	0.92
1:A:243:PRO:CA	2:L:737:ASN:HD22	1.82	0.92
1:C:47:GLN:HE21	1:D:86:PRO:HG2	0.77	0.92
1:C:1249:PRO:HB2	2:H:676:LEU:CD1	1.99	0.92
1:D:1249:PRO:HB2	2:J:676:LEU:CD1	1.99	0.92
1:A:87:SER:H	1:D:47:GLN:HE22	1.18	0.92
1:A:1249:PRO:HB2	2:L:676:LEU:CD1	1.99	0.92

Continued on next page...

Continued from previous page...

Atom-1	Atom-2	Interatomic distance (Å)	Clash overlap (Å)
1:B:401:SER:HG	1:C:626:VAL:HB	1.34	0.92
1:C:243:PRO:CA	2:H:737:ASN:ND2	2.32	0.91
1:C:1014:GLN:HE22	2:G:690:GLN:HE21	1.15	0.91
1:B:1249:PRO:HB2	2:F:676:LEU:CD1	1.99	0.91
1:B:243:PRO:CA	2:F:737:ASN:HD22	1.82	0.91
2:E:266:GLU:OE1	3:M:161:THR:HG23	1.69	0.91
2:F:475:GLN:NE2	3:Q:2:ILE:HD13	1.86	0.91
1:C:47:GLN:HE22	1:D:87:SER:H	1.18	0.90
2:L:475:GLN:NE2	3:O:2:ILE:HD13	1.86	0.90
1:D:166:LEU:HD21	2:J:591:GLN:HE22	1.29	0.90
2:J:475:GLN:NE2	3:M:2:ILE:HD13	1.86	0.90
2:K:266:GLU:OE1	3:S:161:THR:HG23	1.69	0.90
1:C:231:ALA:HB3	2:H:368:VAL:HG11	0.90	0.90
2:H:475:GLN:NE2	3:S:2:ILE:HD13	1.86	0.90
1:A:231:ALA:HB3	2:L:368:VAL:HG11	0.90	0.90
1:A:47:GLN:HE22	1:B:87:SER:H	1.18	0.89
2:G:266:GLU:OE1	3:O:161:THR:HG23	1.69	0.89
2:E:448:LYS:CE	3:Q:27:ARG:NH1	2.27	0.89
1:B:202:ALA:CA	2:F:695:ARG:HD3	2.03	0.89
1:A:166:LEU:HD21	2:L:591:GLN:HE22	1.29	0.88
1:A:1014:GLN:HE22	2:K:690:GLN:HE21	1.15	0.88
2:F:266:GLU:OE1	3:N:161:THR:HG21	0.71	0.88
1:A:202:ALA:CA	2:L:695:ARG:HD3	2.03	0.88
2:J:266:GLU:OE1	3:R:161:THR:HG21	0.71	0.88
2:L:266:GLU:OE1	3:T:161:THR:HG21	0.71	0.88
1:B:47:GLN:HE22	1:C:87:SER:H	1.18	0.88
1:D:1014:GLN:HE22	2:I:690:GLN:HE21	1.15	0.88
1:B:231:ALA:HB3	2:F:368:VAL:HG11	0.90	0.88
1:D:231:ALA:HB3	2:J:368:VAL:HG11	0.90	0.88
2:F:85:PHE:CE2	3:T:141:LEU:HD11	2.09	0.88
2:H:266:GLU:OE1	3:P:161:THR:HG21	0.71	0.88
1:D:202:ALA:CA	2:J:695:ARG:HD3	2.03	0.88
2:H:85:PHE:CE2	3:N:141:LEU:HD11	2.09	0.88
1:C:231:ALA:CB	2:H:368:VAL:CG1	2.24	0.87
2:J:475:GLN:HE21	3:M:2:ILE:CD1	1.87	0.87
2:L:85:PHE:CE2	3:R:141:LEU:HD11	2.09	0.87
1:C:202:ALA:CA	2:H:695:ARG:HD3	2.03	0.87
2:G:448:LYS:CE	3:S:27:ARG:NH1	2.27	0.87
2:G:727:ASN:HB3	2:H:262:GLN:HE22	1.40	0.87
1:A:135:MET:HE3	2:L:587:VAL:HG11	0.87	0.87
2:F:85:PHE:HE2	3:T:141:LEU:CD1	1.88	0.87

Continued on next page...

Continued from previous page...

Atom-1	Atom-2	Interatomic distance (Å)	Clash overlap (Å)
1:B:166:LEU:CD2	2:F:591:GLN:HE22	1.82	0.87
2:J:85:PHE:CE2	3:P:141:LEU:HD11	2.09	0.87
1:C:166:LEU:CD2	2:H:591:GLN:HE22	1.82	0.87
1:A:166:LEU:CD2	2:L:591:GLN:HE22	1.83	0.86
2:I:448:LYS:CE	3:M:27:ARG:NH1	2.27	0.86
2:H:85:PHE:HE2	3:N:141:LEU:CD1	1.88	0.86
1:B:135:MET:HE3	2:F:587:VAL:HG11	0.88	0.86
1:D:135:MET:HE3	2:J:587:VAL:HG11	0.87	0.86
2:J:85:PHE:HE2	3:P:141:LEU:CD1	1.88	0.86
2:G:139:LEU:HD21	2:H:64:LYS:HG3	1.58	0.86
1:C:135:MET:HE3	2:H:587:VAL:HG11	0.88	0.86
2:L:85:PHE:HE2	3:R:141:LEU:CD1	1.88	0.86
2:H:475:GLN:HE21	3:S:2:ILE:CD1	1.87	0.86
2:E:727:ASN:HB3	2:F:262:GLN:HE22	1.39	0.86
2:K:448:LYS:CE	3:O:27:ARG:NH1	2.27	0.86
2:F:475:GLN:HE21	3:Q:2:ILE:CD1	1.87	0.85
2:F:727:ASN:HB3	2:G:262:GLN:HE22	1.42	0.85
1:B:404:VAL:CG1	1:C:623:ARG:O	2.25	0.85
1:C:247:GLU:OE2	2:H:716:GLN:OE1	1.95	0.85
2:I:727:ASN:HB3	2:J:262:GLN:HE22	1.40	0.84
1:D:247:GLU:OE2	2:J:716:GLN:OE1	1.95	0.84
1:B:247:GLU:OE2	2:F:716:GLN:OE1	1.95	0.84
2:K:727:ASN:HB3	2:L:262:GLN:HE22	1.40	0.84
1:A:623:ARG:O	1:D:404:VAL:CG1	2.25	0.84
2:I:139:LEU:HD21	2:J:64:LYS:HG3	1.57	0.84
2:I:262:GLN:HE22	2:H:727:ASN:HB3	1.42	0.84
2:L:475:GLN:HE21	3:O:2:ILE:CD1	1.87	0.83
2:L:727:ASN:HB3	2:E:262:GLN:HE22	1.42	0.83
2:J:727:ASN:HB3	2:K:262:GLN:HE22	1.42	0.83
1:A:247:GLU:OE2	2:L:716:GLN:OE1	1.95	0.83
1:A:404:VAL:CG1	1:B:623:ARG:O	2.25	0.83
2:I:64:LYS:HG3	2:H:139:LEU:HD21	1.60	0.83
2:E:139:LEU:HD21	2:F:64:LYS:HG3	1.58	0.83
1:C:1249:PRO:HB2	2:H:676:LEU:HD13	1.61	0.83
1:A:401:SER:HG	1:B:626:VAL:HB	1.39	0.83
1:B:1249:PRO:HB2	2:F:676:LEU:HD13	1.61	0.82
2:I:158:LEU:HD21	2:J:66:TYR:CD2	2.14	0.82
2:K:158:LEU:HD21	2:L:66:TYR:CD2	2.14	0.82
1:A:1249:PRO:HB2	2:L:676:LEU:HD13	1.61	0.82
2:K:139:LEU:HD21	2:L:64:LYS:HG3	1.57	0.82
1:C:404:VAL:CG1	1:D:623:ARG:O	2.25	0.82

Continued on next page...

Continued from previous page...

Atom-1	Atom-2	Interatomic distance (Å)	Clash overlap (Å)
2:E:158:LEU:HD21	2:F:66:TYR:CD2	2.14	0.82
2:F:139:LEU:HD21	2:G:64:LYS:HG3	1.61	0.82
1:B:47:GLN:NE2	1:C:87:SER:H	1.78	0.82
1:D:166:LEU:CD2	2:J:591:GLN:HE22	1.83	0.82
1:D:1249:PRO:HB2	2:J:676:LEU:HD13	1.61	0.81
1:C:47:GLN:NE2	1:D:87:SER:H	1.78	0.81
2:G:158:LEU:HD21	2:H:66:TYR:CD2	2.14	0.81
1:A:47:GLN:NE2	1:B:87:SER:H	1.78	0.81
2:J:300:TYR:CE1	3:R:124:ASP:OD1	2.33	0.81
1:A:87:SER:H	1:D:47:GLN:NE2	1.78	0.81
2:L:300:TYR:CE1	3:T:124:ASP:OD1	2.33	0.81
2:J:85:PHE:HE2	3:P:141:LEU:HD11	1.45	0.81
2:H:300:TYR:CE1	3:P:124:ASP:OD1	2.33	0.81
2:L:85:PHE:HE2	3:R:141:LEU:HD11	1.45	0.80
1:D:166:LEU:HD21	2:J:591:GLN:HE21	0.98	0.80
2:F:300:TYR:CE1	3:N:124:ASP:OD1	2.33	0.80
2:E:555:LEU:O	2:E:574:ARG:NH1	2.14	0.80
2:L:139:LEU:HD21	2:E:64:LYS:HG3	1.61	0.80
1:C:166:LEU:HD21	2:H:591:GLN:HE21	0.98	0.80
2:J:139:LEU:HD21	2:K:64:LYS:HG3	1.61	0.80
2:L:555:LEU:O	2:L:574:ARG:NH1	2.14	0.80
1:B:231:ALA:HB1	2:F:368:VAL:HG11	1.62	0.80
2:J:555:LEU:O	2:J:574:ARG:NH1	2.14	0.80
2:I:555:LEU:O	2:I:574:ARG:NH1	2.14	0.79
2:H:555:LEU:O	2:H:574:ARG:NH1	2.15	0.79
1:A:231:ALA:HB1	2:L:368:VAL:HG11	1.62	0.79
1:C:252:GLN:HB2	2:H:705:ASN:ND2	1.97	0.79
2:F:158:LEU:HD21	2:G:66:TYR:CD2	2.18	0.79
2:G:555:LEU:O	2:G:574:ARG:NH1	2.14	0.79
2:I:66:TYR:CD2	2:H:158:LEU:HD21	2.18	0.79
2:F:555:LEU:O	2:F:574:ARG:NH1	2.15	0.79
1:D:252:GLN:HB2	2:J:705:ASN:ND2	1.97	0.79
2:K:555:LEU:O	2:K:574:ARG:NH1	2.14	0.79
2:L:158:LEU:HD21	2:E:66:TYR:CD2	2.18	0.79
1:D:203:ILE:O	2:J:697:SER:HB3	1.83	0.79
1:B:252:GLN:HB2	2:F:705:ASN:ND2	1.97	0.79
2:F:223:THR:OG1	2:F:266:GLU:OE2	2.01	0.79
1:C:243:PRO:CB	2:H:737:ASN:HD21	1.95	0.78
1:A:391:LYS:HD3	1:A:484:VAL:HG13	1.66	0.78
2:I:223:THR:OG1	2:I:266:GLU:OE2	2.01	0.78
1:B:391:LYS:HD3	1:B:484:VAL:HG13	1.66	0.78

Continued on next page...

Continued from previous page...

Atom-1	Atom-2	Interatomic distance (Å)	Clash overlap (Å)
1:C:203:ILE:O	2:H:697:SER:HB3	1.83	0.78
1:C:391:LYS:HD3	1:C:484:VAL:HG13	1.66	0.78
1:D:243:PRO:CB	2:J:737:ASN:HD21	1.95	0.78
2:J:158:LEU:HD21	2:K:66:TYR:CD2	2.18	0.78
1:A:252:GLN:HB2	2:L:705:ASN:ND2	1.97	0.78
1:A:203:ILE:O	2:L:697:SER:HB3	1.83	0.78
1:B:166:LEU:HD21	2:F:591:GLN:HE21	0.98	0.78
1:D:391:LYS:HD3	1:D:484:VAL:HG13	1.66	0.78
1:B:203:ILE:O	2:F:697:SER:HB3	1.83	0.77
1:A:166:LEU:HD21	2:L:591:GLN:HE21	0.98	0.77
1:A:660:ASN:HB2	1:D:1236:GLU:CD	2.10	0.77
1:B:1236:GLU:CD	1:C:660:ASN:HB2	2.10	0.77
2:H:85:PHE:HE2	3:N:141:LEU:HD11	1.45	0.77
1:B:243:PRO:CB	2:F:737:ASN:HD21	1.95	0.77
2:J:223:THR:OG1	2:J:266:GLU:OE2	2.01	0.77
2:J:85:PHE:CE2	3:P:141:LEU:CD1	2.67	0.77
1:C:231:ALA:HB1	2:H:368:VAL:HG11	1.62	0.77
2:G:727:ASN:CB	2:H:262:GLN:HE22	1.98	0.77
1:A:166:LEU:CD2	2:L:591:GLN:HE21	1.90	0.77
1:A:243:PRO:CB	2:L:737:ASN:HD21	1.95	0.77
2:E:727:ASN:HB3	2:F:262:GLN:NE2	2.00	0.77
1:A:1236:GLU:CD	1:B:660:ASN:HB2	2.10	0.76
1:C:1236:GLU:CD	1:D:660:ASN:HB2	2.10	0.76
2:L:85:PHE:CE2	3:R:141:LEU:CD1	2.67	0.76
2:L:300:TYR:HE1	3:T:124:ASP:OD1	1.69	0.76
2:F:85:PHE:HE2	3:T:141:LEU:HD11	1.45	0.76
2:K:223:THR:OG1	2:K:266:GLU:OE2	2.01	0.76
2:I:727:ASN:HB3	2:J:262:GLN:NE2	2.00	0.76
1:D:231:ALA:HB1	2:J:368:VAL:HG11	1.62	0.76
2:I:727:ASN:CB	2:J:262:GLN:HE22	1.98	0.76
2:F:300:TYR:HE1	3:N:124:ASP:OD1	1.69	0.76
1:A:1143:THR:HG23	2:L:678:GLN:HE21	1.51	0.76
2:K:727:ASN:CB	2:L:262:GLN:HE22	1.98	0.76
2:G:727:ASN:HB3	2:H:262:GLN:NE2	2.00	0.76
2:L:223:THR:OG1	2:L:266:GLU:OE2	2.01	0.75
2:K:727:ASN:HB3	2:L:262:GLN:NE2	2.00	0.75
2:E:727:ASN:CB	2:F:262:GLN:HE22	1.97	0.75
2:E:223:THR:OG1	2:E:266:GLU:OE2	2.01	0.75
1:C:1143:THR:HG23	2:H:678:GLN:HE21	1.51	0.75
1:D:1143:THR:HG23	2:J:678:GLN:HE21	1.51	0.75
1:A:47:GLN:CD	1:B:86:PRO:HG2	2.13	0.74

Continued on next page...

Continued from previous page...

Atom-1	Atom-2	Interatomic distance (Å)	Clash overlap (Å)
1:B:1143:THR:HG23	2:F:678:GLN:HE21	1.51	0.74
2:F:85:PHE:CE2	3:T:141:LEU:CD1	2.68	0.74
1:A:86:PRO:HG2	1:D:47:GLN:CD	2.13	0.74
2:K:139:LEU:CD2	2:L:64:LYS:CG	2.66	0.74
2:L:727:ASN:HB3	2:E:262:GLN:NE2	2.02	0.74
2:K:448:LYS:CE	3:O:27:ARG:HH11	2.01	0.74
2:H:300:TYR:HE1	3:P:124:ASP:OD1	1.69	0.74
2:G:448:LYS:CE	3:S:27:ARG:HH11	2.01	0.74
3:T:125:SER:OG	3:T:127:VAL:O	2.06	0.74
1:A:43:VAL:HG12	1:B:87:SER:HB3	1.70	0.73
1:B:915:ARG:NH2	1:B:1210:ASN:OD1	2.22	0.73
2:I:448:LYS:CE	3:M:27:ARG:HH11	2.01	0.73
2:J:727:ASN:HB3	2:K:262:GLN:NE2	2.02	0.73
1:B:47:GLN:CD	1:C:86:PRO:HG2	2.13	0.73
2:G:223:THR:OG1	2:G:266:GLU:OE2	2.01	0.73
1:D:915:ARG:NH2	1:D:1210:ASN:OD1	2.22	0.73
1:D:1013:GLN:NE2	2:I:584:ASN:HD21	1.87	0.73
2:J:300:TYR:HE1	3:R:124:ASP:OD1	1.69	0.73
1:A:87:SER:HB3	1:D:43:VAL:HG12	1.70	0.73
2:I:262:GLN:NE2	2:H:727:ASN:HB3	2.02	0.73
2:E:139:LEU:CD2	2:F:64:LYS:CG	2.66	0.73
3:N:125:SER:OG	3:N:127:VAL:O	2.06	0.73
1:C:47:GLN:CD	1:D:86:PRO:HG2	2.13	0.73
2:I:262:GLN:HE22	2:H:727:ASN:CB	2.00	0.73
2:F:727:ASN:HB3	2:G:262:GLN:NE2	2.02	0.73
2:I:139:LEU:HD23	2:J:64:LYS:HG3	1.71	0.73
2:L:727:ASN:CB	2:E:262:GLN:HE22	2.00	0.73
1:B:1013:GLN:NE2	2:E:584:ASN:HD21	1.87	0.73
1:C:915:ARG:NH2	1:C:1210:ASN:OD1	2.22	0.73
1:C:1013:GLN:NE2	2:G:584:ASN:HD21	1.87	0.73
2:J:727:ASN:CB	2:K:262:GLN:HE22	2.00	0.73
3:R:125:SER:OG	3:R:127:VAL:O	2.06	0.72
2:E:448:LYS:CE	3:Q:27:ARG:HH11	2.01	0.72
2:E:158:LEU:HD21	2:F:66:TYR:HD2	1.54	0.72
2:F:727:ASN:CB	2:G:262:GLN:HE22	2.00	0.72
2:G:139:LEU:HD23	2:H:64:LYS:HG3	1.71	0.72
2:I:139:LEU:CD2	2:J:64:LYS:CG	2.66	0.72
1:A:915:ARG:NH2	1:A:1210:ASN:OD1	2.22	0.72
1:B:43:VAL:HG12	1:C:87:SER:HB3	1.70	0.72
2:H:85:PHE:CE2	3:N:141:LEU:CD1	2.68	0.72
1:A:47:GLN:NE2	1:B:86:PRO:N	2.38	0.72

Continued on next page...

Continued from previous page...

Atom-1	Atom-2	Interatomic distance (Å)	Clash overlap (Å)
1:C:43:VAL:HG12	1:D:87:SER:HB3	1.70	0.72
2:G:158:LEU:HD21	2:H:66:TYR:HD2	1.54	0.72
1:A:243:PRO:HB3	2:L:737:ASN:ND2	2.04	0.72
1:A:86:PRO:N	1:D:47:GLN:NE2	2.38	0.71
1:B:401:SER:HB2	1:C:627:LEU:CB	2.20	0.71
1:A:243:PRO:CB	2:L:737:ASN:ND2	2.53	0.71
1:A:1013:GLN:NE2	2:K:584:ASN:HD21	1.87	0.71
1:C:47:GLN:NE2	1:D:86:PRO:N	2.38	0.71
1:D:166:LEU:CD2	2:J:591:GLN:HE21	1.90	0.71
2:I:158:LEU:HD21	2:J:66:TYR:HD2	1.54	0.71
2:I:174:ASP:OD2	2:I:178:LYS:NZ	2.24	0.71
2:F:174:ASP:OD2	2:F:178:LYS:NZ	2.24	0.71
1:B:47:GLN:NE2	1:C:86:PRO:N	2.38	0.71
1:D:202:ALA:HA	2:J:695:ARG:CD	2.19	0.71
2:K:158:LEU:HD21	2:L:66:TYR:HD2	1.54	0.71
2:G:174:ASP:OD2	2:G:178:LYS:NZ	2.24	0.71
1:D:243:PRO:CB	2:J:737:ASN:ND2	2.53	0.71
2:H:223:THR:OG1	2:H:266:GLU:OE2	2.01	0.71
3:P:125:SER:OG	3:P:127:VAL:O	2.06	0.71
1:C:243:PRO:CB	2:H:737:ASN:ND2	2.53	0.71
2:G:139:LEU:CD2	2:H:64:LYS:CG	2.66	0.71
2:J:174:ASP:OD2	2:J:178:LYS:NZ	2.24	0.71
2:K:115:GLN:OE1	3:R:111:ASN:ND2	2.24	0.71
2:E:174:ASP:OD2	2:E:178:LYS:NZ	2.24	0.71
1:D:243:PRO:HB3	2:J:737:ASN:ND2	2.04	0.70
2:I:64:LYS:CG	2:H:139:LEU:CD2	2.69	0.70
2:L:139:LEU:CD2	2:E:64:LYS:CG	2.69	0.70
2:I:448:LYS:HE2	3:M:27:ARG:NH1	2.06	0.70
2:L:174:ASP:OD2	2:L:178:LYS:NZ	2.24	0.70
1:A:250:GLU:OE1	1:A:250:GLU:N	2.25	0.70
1:B:250:GLU:N	1:B:250:GLU:OE1	2.25	0.70
2:H:174:ASP:OD2	2:H:178:LYS:NZ	2.24	0.70
2:E:115:GLN:OE1	3:T:111:ASN:ND2	2.24	0.70
1:A:202:ALA:HA	2:L:695:ARG:CD	2.19	0.70
2:I:64:LYS:HG3	2:H:139:LEU:HD23	1.73	0.70
2:K:174:ASP:OD2	2:K:178:LYS:NZ	2.24	0.70
1:D:250:GLU:N	1:D:250:GLU:OE1	2.25	0.70
2:F:139:LEU:HD23	2:G:64:LYS:HG3	1.74	0.70
2:G:115:GLN:OE1	3:N:111:ASN:ND2	2.24	0.70
2:I:730:GLY:O	3:R:150:ALA:HB1	1.92	0.70
3:O:138:ILE:HG22	3:O:138:ILE:O	1.92	0.70

Continued on next page...

Continued from previous page...

Atom-1	Atom-2	Interatomic distance (Å)	Clash overlap (Å)
2:J:679:GLU:OE2	2:J:697:SER:OG	2.10	0.70
3:M:138:ILE:O	3:M:138:ILE:HG22	1.92	0.70
1:C:401:SER:HB2	1:D:627:LEU:CB	2.20	0.69
2:I:115:GLN:OE1	3:P:111:ASN:ND2	2.24	0.69
2:J:139:LEU:HD23	2:K:64:LYS:HG3	1.74	0.69
2:K:730:GLY:O	3:T:150:ALA:HB1	1.92	0.69
2:E:679:GLU:OE2	2:E:697:SER:OG	2.10	0.69
2:E:730:GLY:O	3:N:150:ALA:HB1	1.92	0.69
2:F:139:LEU:CD2	2:G:64:LYS:CG	2.69	0.69
2:F:679:GLU:OE2	2:F:697:SER:OG	2.10	0.69
2:H:679:GLU:OE2	2:H:697:SER:OG	2.10	0.69
2:I:66:TYR:HD2	2:H:158:LEU:HD21	1.58	0.69
3:S:138:ILE:HG22	3:S:138:ILE:O	1.92	0.69
1:D:57:PHE:O	1:D:60:THR:OG1	2.11	0.69
2:K:139:LEU:HD23	2:L:64:LYS:HG3	1.70	0.69
1:A:627:LEU:CB	1:D:401:SER:HB2	2.20	0.69
1:C:250:GLU:N	1:C:250:GLU:OE1	2.25	0.69
2:K:679:GLU:OE2	2:K:697:SER:OG	2.10	0.69
2:F:158:LEU:HD21	2:G:66:TYR:HD2	1.58	0.69
2:J:158:LEU:HD21	2:K:66:TYR:HD2	1.57	0.69
2:G:679:GLU:OE2	2:G:697:SER:OG	2.10	0.68
2:G:730:GLY:O	3:P:150:ALA:HB1	1.92	0.68
1:B:243:PRO:HB3	2:F:737:ASN:ND2	2.04	0.68
1:B:746:GLU:N	1:B:746:GLU:OE2	2.26	0.68
1:B:1236:GLU:OE2	1:C:660:ASN:CB	2.40	0.68
1:C:746:GLU:N	1:C:746:GLU:OE2	2.26	0.68
2:L:679:GLU:OE2	2:L:697:SER:OG	2.10	0.68
2:E:139:LEU:HD23	2:F:64:LYS:HG3	1.71	0.68
1:D:746:GLU:OE2	1:D:746:GLU:N	2.26	0.68
2:E:448:LYS:HE2	3:Q:27:ARG:NH1	2.06	0.68
3:Q:138:ILE:HG22	3:Q:138:ILE:O	1.92	0.68
2:K:448:LYS:HE2	3:O:27:ARG:NH1	2.06	0.68
2:L:158:LEU:HD21	2:E:66:TYR:HD2	1.57	0.68
1:A:746:GLU:OE2	1:A:746:GLU:N	2.26	0.68
1:A:57:PHE:O	1:A:60:THR:OG1	2.11	0.68
1:A:252:GLN:CB	2:L:705:ASN:HD21	2.04	0.68
1:A:401:SER:HB2	1:B:627:LEU:CB	2.20	0.68
1:B:243:PRO:CB	2:F:737:ASN:ND2	2.53	0.68
1:C:231:ALA:HB3	2:H:368:VAL:HG13	1.71	0.68
1:D:252:GLN:CB	2:J:705:ASN:HD21	2.04	0.68
2:I:679:GLU:OE2	2:I:697:SER:OG	2.10	0.68

Continued on next page...

Continued from previous page...

Atom-1	Atom-2	Interatomic distance (Å)	Clash overlap (Å)
2:J:139:LEU:CD2	2:K:64:LYS:CG	2.69	0.68
1:A:231:ALA:HB3	2:L:368:VAL:HG13	1.71	0.67
1:C:1058:MET:HE1	1:C:1099:MET:HE1	1.76	0.67
1:A:1058:MET:HE1	1:A:1099:MET:HE1	1.76	0.67
1:B:57:PHE:O	1:B:60:THR:OG1	2.11	0.67
1:D:1058:MET:HE1	1:D:1099:MET:HE1	1.76	0.67
2:L:139:LEU:HD23	2:E:64:LYS:HG3	1.74	0.67
1:B:252:GLN:CB	2:F:705:ASN:HD21	2.04	0.67
1:B:1058:MET:HE1	1:B:1099:MET:HE1	1.76	0.67
1:C:540:ILE:CG1	1:D:834:MET:HE1	2.25	0.67
2:G:448:LYS:HE2	3:S:27:ARG:NH1	2.06	0.67
1:B:540:ILE:CG1	1:C:834:MET:HE1	2.25	0.67
1:C:133:GLN:OE1	2:H:631:PRO:HA	1.95	0.67
2:I:621:GLY:O	2:I:622:THR:HG23	1.95	0.67
2:H:621:GLY:O	2:H:622:THR:HG23	1.95	0.67
1:B:256:THR:HG23	2:F:702:ASP:OD2	1.91	0.67
1:C:57:PHE:O	1:C:60:THR:OG1	2.11	0.67
1:C:244:PRO:CG	2:H:806:ASN:ND2	2.58	0.67
1:A:202:ALA:CB	2:L:695:ARG:HD3	2.25	0.66
1:A:834:MET:HE1	1:D:540:ILE:CG1	2.25	0.66
1:D:133:GLN:OE1	2:J:631:PRO:HA	1.95	0.66
1:B:202:ALA:CB	2:F:695:ARG:HD3	2.26	0.66
2:G:621:GLY:O	2:G:622:THR:HG23	1.95	0.66
1:B:244:PRO:CG	2:F:806:ASN:ND2	2.58	0.66
1:A:540:ILE:CG1	1:B:834:MET:HE1	2.25	0.66
1:C:243:PRO:HB3	2:H:737:ASN:ND2	2.04	0.66
1:D:244:PRO:CG	2:J:806:ASN:ND2	2.59	0.66
1:B:133:GLN:OE1	2:F:631:PRO:HA	1.95	0.66
1:B:203:ILE:O	2:F:697:SER:CB	2.44	0.66
1:C:252:GLN:CB	2:H:705:ASN:HD21	2.04	0.66
1:D:202:ALA:CB	2:J:695:ARG:HD3	2.25	0.66
1:A:203:ILE:O	2:L:697:SER:CB	2.44	0.66
2:J:621:GLY:O	2:J:622:THR:HG23	1.95	0.66
1:A:133:GLN:OE1	2:L:631:PRO:HA	1.95	0.66
1:A:1236:GLU:OE2	1:B:660:ASN:CB	2.40	0.66
1:C:203:ILE:O	2:H:697:SER:CB	2.44	0.66
2:L:621:GLY:O	2:L:622:THR:HG23	1.95	0.66
1:C:166:LEU:CD2	2:H:591:GLN:HE21	1.89	0.65
1:C:256:THR:HG23	2:H:702:ASP:OD2	1.91	0.65
1:D:203:ILE:O	2:J:697:SER:CB	2.44	0.65
1:D:231:ALA:HB3	2:J:368:VAL:HG13	1.71	0.65

Continued on next page...

Continued from previous page...

Atom-1	Atom-2	Interatomic distance (Å)	Clash overlap (Å)
1:A:244:PRO:CG	2:L:806:ASN:ND2	2.59	0.65
2:K:621:GLY:O	2:K:622:THR:HG23	1.95	0.65
2:F:621:GLY:O	2:F:622:THR:HG23	1.95	0.65
2:E:621:GLY:O	2:E:622:THR:HG23	1.95	0.65
1:C:202:ALA:CB	2:H:695:ARG:HD3	2.26	0.65
2:K:153:ASP:OD2	2:K:154:TRP:N	2.30	0.65
1:B:202:ALA:HA	2:F:695:ARG:CD	2.19	0.65
1:B:1249:PRO:CB	2:F:676:LEU:HD13	2.27	0.65
2:I:399:TYR:CD2	2:H:495:GLN:NE2	2.66	0.64
2:J:153:ASP:OD2	2:J:154:TRP:N	2.30	0.64
2:L:727:ASN:ND2	2:E:283:GLN:HE21	1.95	0.64
3:S:132:ASP:O	3:S:136:ASN:ND2	2.30	0.64
1:B:47:GLN:CG	1:C:86:PRO:HG2	2.27	0.64
2:F:109:GLY:HA2	3:M:104:GLN:OE1	1.98	0.64
1:A:660:ASN:CB	1:D:1236:GLU:OE2	2.40	0.64
1:B:166:LEU:CD2	2:F:591:GLN:HE21	1.89	0.64
2:H:109:GLY:HA2	3:O:104:GLN:OE1	1.98	0.64
3:O:132:ASP:O	3:O:136:ASN:ND2	2.30	0.64
2:L:495:GLN:NE2	2:E:399:TYR:CD2	2.65	0.64
2:J:495:GLN:NE2	2:K:399:TYR:CD2	2.65	0.64
2:L:153:ASP:OD2	2:L:154:TRP:N	2.30	0.64
2:F:727:ASN:ND2	2:G:283:GLN:HE21	1.95	0.64
1:A:1249:PRO:CB	2:L:676:LEU:HD13	2.27	0.64
2:F:495:GLN:NE2	2:G:399:TYR:CD2	2.66	0.64
1:C:202:ALA:HA	2:H:695:ARG:CD	2.19	0.64
2:J:727:ASN:ND2	2:K:283:GLN:HE21	1.95	0.64
3:M:132:ASP:O	3:M:136:ASN:ND2	2.30	0.64
2:H:153:ASP:OD2	2:H:154:TRP:N	2.30	0.64
1:A:47:GLN:NE2	1:B:87:SER:N	2.46	0.63
2:G:153:ASP:OD2	2:G:154:TRP:N	2.30	0.63
1:A:86:PRO:HG2	1:D:47:GLN:CG	2.27	0.63
1:C:47:GLN:NE2	1:D:87:SER:N	2.46	0.63
1:C:913:ILE:HG23	1:C:914:LEU:HD12	1.81	0.63
1:C:1249:PRO:CB	2:H:676:LEU:HD13	2.27	0.63
3:Q:132:ASP:O	3:Q:136:ASN:ND2	2.30	0.63
1:A:913:ILE:HG23	1:A:914:LEU:HD12	1.81	0.63
1:D:492:ALA:HB1	1:D:493:PRO:CD	2.29	0.63
1:A:47:GLN:CG	1:B:86:PRO:HG2	2.27	0.63
1:A:256:THR:HG23	2:L:702:ASP:OD2	1.91	0.63
1:A:492:ALA:HB1	1:A:493:PRO:CD	2.29	0.63
2:I:153:ASP:OD2	2:I:154:TRP:N	2.30	0.63

Continued on next page...

Continued from previous page...

Atom-1	Atom-2	Interatomic distance (Å)	Clash overlap (Å)
1:C:1236:GLU:OE2	1:D:660:ASN:CB	2.40	0.63
2:I:283:GLN:HE21	2:H:727:ASN:ND2	1.95	0.63
2:J:109:GLY:HA2	3:Q:104:GLN:OE1	1.98	0.63
2:F:153:ASP:OD2	2:F:154:TRP:N	2.30	0.63
1:B:913:ILE:HG23	1:B:914:LEU:HD12	1.81	0.63
2:L:109:GLY:HA2	3:S:104:GLN:OE1	1.98	0.63
2:G:727:ASN:ND2	2:H:283:GLN:HE21	1.97	0.63
1:D:913:ILE:HG23	1:D:914:LEU:HD12	1.81	0.63
2:I:495:GLN:NE2	2:J:399:TYR:CD2	2.67	0.63
2:E:153:ASP:OD2	2:E:154:TRP:N	2.30	0.63
1:B:71:ARG:NH2	1:B:103:GLU:OE2	2.32	0.62
1:C:47:GLN:CG	1:D:86:PRO:HG2	2.27	0.62
1:B:492:ALA:HB1	1:B:493:PRO:CD	2.29	0.62
1:D:1221:MET:HE3	1:D:1225:MET:HE1	1.80	0.62
2:G:495:GLN:NE2	2:H:399:TYR:CD2	2.67	0.62
1:C:71:ARG:NH2	1:C:103:GLU:OE2	2.32	0.62
1:C:492:ALA:HB1	1:C:493:PRO:CD	2.29	0.62
2:E:495:GLN:NE2	2:F:399:TYR:CD2	2.67	0.62
2:E:727:ASN:ND2	2:F:283:GLN:HE21	1.97	0.62
1:B:47:GLN:NE2	1:C:87:SER:N	2.46	0.62
1:B:1221:MET:HE3	1:B:1225:MET:HE1	1.80	0.62
1:D:256:THR:HG23	2:J:702:ASP:OD2	1.91	0.62
2:K:495:GLN:NE2	2:L:399:TYR:CD2	2.67	0.62
1:A:87:SER:N	1:D:47:GLN:NE2	2.46	0.62
1:D:1249:PRO:CB	2:J:676:LEU:HD13	2.27	0.62
2:I:727:ASN:ND2	2:J:283:GLN:HE21	1.97	0.62
1:D:71:ARG:NH2	1:D:103:GLU:OE2	2.32	0.62
2:I:876:GLY:O	2:I:882:ASN:ND2	2.33	0.62
1:A:1221:MET:HE3	1:A:1225:MET:HE1	1.80	0.62
1:C:1142:ARG:NH1	1:C:1260:ASP:OD2	2.33	0.62
1:C:1221:MET:HE3	1:C:1225:MET:HE1	1.80	0.62
2:K:727:ASN:ND2	2:L:283:GLN:HE21	1.97	0.61
2:E:112:ASN:HD21	3:T:107:ALA:CB	2.12	0.61
3:R:125:SER:O	3:R:126:SER:OG	2.14	0.61
1:A:71:ARG:NH2	1:A:103:GLU:OE2	2.32	0.61
1:A:1142:ARG:NH1	1:A:1260:ASP:OD2	2.33	0.61
1:D:1142:ARG:NH1	1:D:1260:ASP:OD2	2.33	0.61
2:L:876:GLY:O	2:L:882:ASN:ND2	2.33	0.61
2:G:112:ASN:HD21	3:N:107:ALA:CB	2.12	0.61
3:P:125:SER:O	3:P:126:SER:OG	2.14	0.61
1:A:321:SER:OG	1:A:394:ARG:NH2	2.34	0.61

Continued on next page...

Continued from previous page...

Atom-1	Atom-2	Interatomic distance (Å)	Clash overlap (Å)
1:B:211:LYS:NZ	1:B:213:GLU:OE2	2.33	0.61
2:I:112:ASN:HD21	3:P:107:ALA:CB	2.12	0.61
2:K:112:ASN:HD21	3:R:107:ALA:CB	2.12	0.61
1:B:1142:ARG:NH1	1:B:1260:ASP:OD2	2.33	0.61
2:J:876:GLY:O	2:J:882:ASN:ND2	2.33	0.61
2:E:876:GLY:O	2:E:882:ASN:ND2	2.33	0.61
2:F:876:GLY:O	2:F:882:ASN:ND2	2.33	0.61
2:G:876:GLY:O	2:G:882:ASN:ND2	2.33	0.61
2:H:876:GLY:O	2:H:882:ASN:ND2	2.33	0.61
1:A:211:LYS:NZ	1:A:213:GLU:OE2	2.33	0.61
1:B:321:SER:OG	1:B:394:ARG:NH2	2.34	0.61
1:C:98:THR:O	1:C:98:THR:HG22	2.01	0.61
1:C:321:SER:OG	1:C:394:ARG:NH2	2.34	0.61
2:K:876:GLY:O	2:K:882:ASN:ND2	2.33	0.61
1:D:98:THR:HG22	1:D:98:THR:O	2.01	0.61
3:N:125:SER:O	3:N:126:SER:OG	2.14	0.61
1:C:100:ASP:OD1	1:C:101:GLU:N	2.34	0.60
2:G:139:LEU:HD23	2:H:64:LYS:CG	2.31	0.60
1:C:211:LYS:NZ	1:C:213:GLU:OE2	2.33	0.60
1:D:100:ASP:OD1	1:D:101:GLU:N	2.34	0.60
1:D:321:SER:OG	1:D:394:ARG:NH2	2.34	0.60
2:G:504:ASP:OD2	3:S:27:ARG:NH2	2.35	0.60
2:L:585:GLU:OE1	2:L:589:ASN:ND2	2.34	0.60
1:A:100:ASP:OD1	1:A:101:GLU:N	2.34	0.60
1:B:1249:PRO:HB2	2:F:676:LEU:HD11	1.82	0.60
2:I:139:LEU:HD23	2:J:64:LYS:CG	2.30	0.60
2:I:504:ASP:OD2	3:M:27:ARG:NH2	2.35	0.60
2:E:139:LEU:HD23	2:F:64:LYS:CG	2.30	0.60
1:B:166:LEU:CD1	2:F:591:GLN:HE22	2.14	0.60
1:B:100:ASP:OD1	1:B:101:GLU:N	2.34	0.60
2:K:730:GLY:O	3:T:150:ALA:CB	2.50	0.60
1:C:166:LEU:CD1	2:H:591:GLN:HE22	2.14	0.59
2:K:585:GLU:OE1	2:K:589:ASN:ND2	2.35	0.59
2:J:585:GLU:OE1	2:J:589:ASN:ND2	2.34	0.59
2:E:504:ASP:OD2	3:Q:27:ARG:NH2	2.35	0.59
2:H:585:GLU:OE1	2:H:589:ASN:ND2	2.35	0.59
1:A:166:LEU:CD1	2:L:591:GLN:HE22	2.14	0.59
1:B:98:THR:HG22	1:B:98:THR:O	2.01	0.59
1:B:223:GLY:O	1:B:227:ALA:N	2.36	0.59
2:K:504:ASP:OD2	3:O:27:ARG:NH2	2.35	0.59
2:G:585:GLU:OE1	2:G:589:ASN:ND2	2.35	0.59

Continued on next page...

Continued from previous page...

Atom-1	Atom-2	Interatomic distance (Å)	Clash overlap (Å)
2:E:730:GLY:O	3:N:150:ALA:CB	2.50	0.59
2:H:112:ASN:HD21	3:O:107:ALA:HB3	1.67	0.59
1:A:98:THR:O	1:A:98:THR:HG22	2.01	0.59
1:A:401:SER:OG	1:B:626:VAL:CG1	2.50	0.59
1:A:626:VAL:CG1	1:D:401:SER:OG	2.50	0.59
2:I:730:GLY:O	3:R:150:ALA:CB	2.50	0.59
2:K:139:LEU:HD23	2:L:64:LYS:CG	2.30	0.59
1:A:1249:PRO:HB2	2:L:676:LEU:HD11	1.83	0.59
1:C:401:SER:OG	1:D:626:VAL:CG1	2.50	0.59
1:D:211:LYS:NZ	1:D:213:GLU:OE2	2.33	0.59
2:F:112:ASN:HD21	3:M:107:ALA:HB3	1.67	0.59
1:D:166:LEU:CD1	2:J:591:GLN:HE22	2.14	0.59
2:G:730:GLY:O	3:P:150:ALA:CB	2.50	0.59
3:T:125:SER:O	3:T:126:SER:OG	2.14	0.59
1:C:1249:PRO:HB2	2:H:676:LEU:HD11	1.82	0.58
1:B:401:SER:OG	1:C:626:VAL:CG1	2.50	0.58
2:J:112:ASN:HD21	3:Q:107:ALA:HB3	1.67	0.58
1:C:223:GLY:O	1:C:227:ALA:N	2.36	0.58
1:D:256:THR:HG21	2:J:702:ASP:CG	2.17	0.58
2:E:585:GLU:OE1	2:E:589:ASN:ND2	2.35	0.58
2:F:585:GLU:OE1	2:F:589:ASN:ND2	2.35	0.58
2:I:585:GLU:OE1	2:I:589:ASN:ND2	2.35	0.58
1:C:47:GLN:HE22	1:D:87:SER:N	1.95	0.58
1:A:223:GLY:O	1:A:227:ALA:N	2.36	0.58
2:L:112:ASN:HD21	3:S:107:ALA:HB3	1.67	0.58
2:E:229:THR:OG1	2:E:231:GLU:OE2	2.19	0.58
1:B:47:GLN:HE22	1:C:87:SER:N	1.95	0.58
1:C:256:THR:HG21	2:H:702:ASP:CG	2.18	0.58
1:D:223:GLY:O	1:D:227:ALA:N	2.36	0.58
2:J:112:ASN:HD21	3:Q:107:ALA:CB	2.17	0.58
1:C:401:SER:HG	1:D:626:VAL:CB	2.01	0.58
1:C:485:VAL:O	1:C:489:THR:OG1	2.14	0.58
2:H:644:ASP:OD2	2:H:646:GLY:N	2.34	0.58
2:G:644:ASP:OD2	2:G:646:GLY:N	2.34	0.57
1:D:595:LEU:HD21	1:D:1215:LEU:HB3	1.87	0.57
2:L:112:ASN:HD21	3:S:107:ALA:CB	2.17	0.57
1:A:595:LEU:HD21	1:A:1215:LEU:HB3	1.87	0.57
1:C:492:ALA:HB1	1:C:493:PRO:HD2	1.86	0.57
1:C:595:LEU:HD21	1:C:1215:LEU:HB3	1.87	0.57
1:C:160:VAL:O	1:C:164:THR:HG23	2.05	0.57
2:F:112:ASN:HD21	3:M:107:ALA:CB	2.17	0.57

Continued on next page...

Continued from previous page...

Atom-1	Atom-2	Interatomic distance (Å)	Clash overlap (Å)
1:B:1014:GLN:NE2	2:E:690:GLN:CG	2.68	0.57
1:D:1249:PRO:HB2	2:J:676:LEU:HD11	1.83	0.57
1:A:1014:GLN:HE22	2:K:690:GLN:NE2	1.96	0.57
1:D:1014:GLN:NE2	2:I:690:GLN:CG	2.68	0.57
2:F:139:LEU:HD23	2:G:64:LYS:CG	2.34	0.57
1:A:244:PRO:CG	2:L:806:ASN:HD22	2.18	0.57
1:B:485:VAL:O	1:B:489:THR:OG1	2.14	0.57
1:D:492:ALA:HB1	1:D:493:PRO:HD2	1.86	0.57
1:A:160:VAL:O	1:A:164:THR:HG23	2.05	0.57
1:C:244:PRO:CG	2:H:806:ASN:HD22	2.18	0.57
2:H:112:ASN:HD21	3:O:107:ALA:CB	2.17	0.57
1:B:595:LEU:HD21	1:B:1215:LEU:HB3	1.87	0.57
1:C:1014:GLN:NE2	2:G:690:GLN:CG	2.68	0.57
1:D:149:VAL:HG11	1:D:1246:SER:HB2	1.87	0.57
1:D:160:VAL:O	1:D:164:THR:HG23	2.05	0.57
2:K:437:ASP:OD2	2:K:440:ASN:ND2	2.38	0.57
2:G:437:ASP:OD2	2:G:440:ASN:ND2	2.38	0.56
1:A:87:SER:N	1:D:47:GLN:HE22	1.95	0.56
1:B:160:VAL:O	1:B:164:THR:HG23	2.05	0.56
1:A:446:ASP:N	1:A:449:GLU:OE2	2.39	0.56
1:A:492:ALA:HB1	1:A:493:PRO:HD2	1.86	0.56
1:A:1014:GLN:NE2	2:K:690:GLN:CG	2.68	0.56
1:B:166:LEU:HD11	2:F:591:GLN:HE22	1.71	0.56
1:B:244:PRO:CG	2:F:806:ASN:HD22	2.18	0.56
1:D:244:PRO:CG	2:J:806:ASN:HD22	2.18	0.56
1:D:970:GLU:N	1:D:970:GLU:OE2	2.38	0.56
2:I:64:LYS:CG	2:H:139:LEU:HD23	2.34	0.56
2:I:644:ASP:OD2	2:I:646:GLY:N	2.34	0.56
2:L:115:GLN:NE2	3:S:115:ASN:ND2	2.53	0.56
2:F:115:GLN:NE2	3:M:115:ASN:ND2	2.53	0.56
2:H:115:GLN:NE2	3:O:115:ASN:ND2	2.53	0.56
2:G:456:VAL:HG13	3:R:19:TYR:CE2	2.40	0.56
1:C:149:VAL:HG11	1:C:1246:SER:HB2	1.87	0.56
2:I:456:VAL:HG13	3:T:19:TYR:CE2	2.40	0.56
2:F:644:ASP:OD2	2:F:646:GLY:N	2.34	0.56
1:A:970:GLU:OE2	1:A:970:GLU:N	2.38	0.56
1:B:149:VAL:HG11	1:B:1246:SER:HB2	1.87	0.56
1:C:1178:VAL:HG23	1:C:1178:VAL:O	2.06	0.56
2:J:139:LEU:HD23	2:K:64:LYS:CG	2.34	0.56
2:H:437:ASP:OD2	2:H:440:ASN:ND2	2.38	0.56
1:A:485:VAL:O	1:A:489:THR:OG1	2.14	0.56

Continued on next page...

Continued from previous page...

Atom-1	Atom-2	Interatomic distance (Å)	Clash overlap (Å)
1:B:446:ASP:N	1:B:449:GLU:OE2	2.39	0.56
1:C:970:GLU:OE2	1:C:970:GLU:N	2.38	0.56
2:L:437:ASP:OD2	2:L:440:ASN:ND2	2.38	0.56
1:A:149:VAL:HG11	1:A:1246:SER:HB2	1.87	0.56
2:J:475:GLN:NE2	3:M:2:ILE:HB	2.21	0.56
1:C:207:ARG:NH2	2:H:701:ALA:CB	2.69	0.56
1:D:166:LEU:HD11	2:J:591:GLN:HE22	1.71	0.56
2:K:456:VAL:HG13	3:N:19:TYR:CE2	2.40	0.56
2:H:475:GLN:NE2	3:S:2:ILE:HB	2.21	0.56
1:B:970:GLU:N	1:B:970:GLU:OE2	2.38	0.56
1:C:446:ASP:N	1:C:449:GLU:OE2	2.39	0.56
2:E:456:VAL:HG13	3:P:19:TYR:CE2	2.40	0.56
1:B:207:ARG:NH2	2:F:701:ALA:CB	2.69	0.55
1:B:1013:GLN:HE22	2:E:584:ASN:HD21	1.53	0.55
1:C:166:LEU:HD11	2:H:591:GLN:HE22	1.71	0.55
2:J:115:GLN:NE2	3:Q:115:ASN:ND2	2.53	0.55
2:L:139:LEU:HD23	2:E:64:LYS:CG	2.34	0.55
1:A:1178:VAL:HG23	1:A:1178:VAL:O	2.06	0.55
1:A:207:ARG:NH2	2:L:701:ALA:CB	2.69	0.55
1:D:446:ASP:N	1:D:449:GLU:OE2	2.39	0.55
2:K:644:ASP:OD2	2:K:646:GLY:N	2.34	0.55
2:E:444:ASP:OD1	2:E:445:ALA:N	2.40	0.55
1:D:1178:VAL:O	1:D:1178:VAL:HG23	2.06	0.55
1:B:492:ALA:HB1	1:B:493:PRO:HD2	1.86	0.55
2:F:495:GLN:NE2	2:G:399:TYR:CE2	2.75	0.55
1:A:1221:MET:CE	1:A:1225:MET:HE1	2.37	0.55
1:C:47:GLN:HE22	1:D:86:PRO:N	2.05	0.55
1:D:207:ARG:NH2	2:J:701:ALA:CB	2.69	0.55
1:A:166:LEU:HD11	2:L:591:GLN:HE22	1.71	0.55
1:B:231:ALA:HB3	2:F:368:VAL:HG13	1.71	0.55
1:C:457:SER:O	1:C:461:ARG:NH1	2.40	0.55
1:D:457:SER:O	1:D:461:ARG:NH1	2.40	0.55
2:J:444:ASP:OD1	2:J:445:ALA:N	2.40	0.55
2:L:475:GLN:NE2	3:O:2:ILE:HB	2.21	0.55
1:B:1178:VAL:HG23	1:B:1178:VAL:O	2.06	0.55
1:A:1013:GLN:HE22	2:K:584:ASN:HD21	1.53	0.55
1:D:1221:MET:CE	1:D:1225:MET:HE1	2.37	0.55
2:I:437:ASP:OD2	2:I:440:ASN:ND2	2.38	0.55
2:J:495:GLN:NE2	2:K:399:TYR:CE2	2.75	0.55
1:B:1249:PRO:HB2	2:F:676:LEU:CD2	2.37	0.55
1:A:86:PRO:N	1:D:47:GLN:HE22	2.05	0.54

Continued on next page...

Continued from previous page...

Atom-1	Atom-2	Interatomic distance (Å)	Clash overlap (Å)
2:I:399:TYR:CE2	2:H:495:GLN:NE2	2.75	0.54
2:K:101:SER:OG	3:R:97:ASN:HB2	2.07	0.54
2:L:495:GLN:NE2	2:E:399:TYR:CE2	2.75	0.54
1:A:1249:PRO:HB2	2:L:676:LEU:CD2	2.37	0.54
1:D:1249:PRO:HB2	2:J:676:LEU:CD2	2.37	0.54
2:L:644:ASP:OD2	2:L:646:GLY:N	2.34	0.54
2:E:437:ASP:OD2	2:E:440:ASN:ND2	2.38	0.54
2:G:180:ALA:HB2	2:H:90:TYR:HB2	1.90	0.54
2:I:101:SER:OG	3:P:97:ASN:HB2	2.08	0.54
2:E:266:GLU:CD	3:M:161:THR:HG21	2.31	0.54
1:A:457:SER:O	1:A:461:ARG:NH1	2.40	0.54
2:I:180:ALA:HB2	2:J:90:TYR:HB2	1.90	0.54
2:K:180:ALA:HB2	2:L:90:TYR:HB2	1.90	0.54
2:E:101:SER:OG	3:T:97:ASN:HB2	2.07	0.54
2:H:444:ASP:OD1	2:H:445:ALA:N	2.40	0.54
1:B:457:SER:O	1:B:461:ARG:NH1	2.40	0.54
2:K:444:ASP:OD1	2:K:445:ALA:N	2.40	0.54
2:F:475:GLN:NE2	3:Q:2:ILE:HB	2.21	0.54
1:C:1013:GLN:HE22	2:G:584:ASN:HD21	1.53	0.54
1:C:1249:PRO:HB2	2:H:676:LEU:CD2	2.37	0.54
2:G:112:ASN:HD21	3:N:107:ALA:HB3	1.72	0.54
1:C:1249:PRO:O	2:H:676:LEU:HD21	2.08	0.54
1:D:1249:PRO:O	2:J:676:LEU:HD21	2.08	0.54
2:I:475:GLN:HE21	3:T:2:ILE:CG1	2.20	0.54
2:E:644:ASP:OD2	2:E:646:GLY:N	2.34	0.54
2:F:229:THR:OG1	2:F:231:GLU:OE2	2.19	0.54
2:F:444:ASP:OD1	2:F:445:ALA:N	2.40	0.54
2:G:475:GLN:HE21	3:R:2:ILE:CG1	2.20	0.54
1:A:47:GLN:HE22	1:B:87:SER:N	1.95	0.54
1:A:1249:PRO:O	2:L:676:LEU:HD21	2.08	0.54
2:F:456:VAL:HG13	3:Q:19:TYR:CZ	2.43	0.54
1:B:1221:MET:CE	1:B:1225:MET:HE1	2.37	0.54
1:C:1221:MET:CE	1:C:1225:MET:HE1	2.37	0.54
2:I:112:ASN:HD21	3:P:107:ALA:HB3	1.72	0.54
2:K:475:GLN:HE21	3:N:2:ILE:CG1	2.20	0.54
2:F:437:ASP:OD2	2:F:440:ASN:ND2	2.38	0.54
2:G:101:SER:OG	3:N:97:ASN:HB2	2.08	0.54
1:C:1014:GLN:HE22	2:G:690:GLN:NE2	1.96	0.53
2:E:180:ALA:HB2	2:F:90:TYR:HB2	1.90	0.53
2:E:475:GLN:HE21	3:P:2:ILE:CG1	2.20	0.53
2:G:495:GLN:NE2	2:H:399:TYR:CE2	2.77	0.53

Continued on next page...

Continued from previous page...

Atom-1	Atom-2	Interatomic distance (Å)	Clash overlap (Å)
1:B:1014:GLN:HE22	2:E:690:GLN:NE2	1.96	0.53
2:E:112:ASN:HD21	3:T:107:ALA:HB3	1.72	0.53
2:G:229:THR:OG1	2:G:231:GLU:OE2	2.19	0.53
1:D:58:LYS:O	1:D:59:ALA:HB3	2.09	0.53
2:I:495:GLN:NE2	2:J:399:TYR:CE2	2.77	0.53
2:E:495:GLN:NE2	2:F:399:TYR:CE2	2.77	0.53
2:H:456:VAL:HG13	3:S:19:TYR:CZ	2.43	0.53
2:J:437:ASP:OD2	2:J:440:ASN:ND2	2.38	0.53
2:K:495:GLN:NE2	2:L:399:TYR:CE2	2.77	0.53
1:B:58:LYS:O	1:B:59:ALA:HB3	2.09	0.53
1:B:47:GLN:HE22	1:C:86:PRO:N	2.05	0.53
2:K:112:ASN:HD21	3:R:107:ALA:HB3	1.72	0.53
2:L:456:VAL:HG13	3:O:19:TYR:CZ	2.43	0.53
1:B:1249:PRO:O	2:F:676:LEU:HD21	2.08	0.53
1:D:1013:GLN:HE22	2:I:584:ASN:HD21	1.53	0.53
2:L:85:PHE:HE2	3:R:141:LEU:HD13	1.74	0.53
1:D:485:VAL:O	1:D:489:THR:OG1	2.14	0.52
2:L:229:THR:OG1	2:L:231:GLU:OE2	2.19	0.52
2:L:444:ASP:OD1	2:L:445:ALA:N	2.40	0.52
1:C:58:LYS:O	1:C:59:ALA:HB3	2.09	0.52
2:J:180:ALA:HB2	2:K:90:TYR:HB2	1.92	0.52
2:J:456:VAL:HG13	3:M:19:TYR:CZ	2.43	0.52
2:F:180:ALA:HB2	2:G:90:TYR:HB2	1.92	0.52
1:A:47:GLN:HE22	1:B:86:PRO:N	2.05	0.52
1:A:58:LYS:O	1:A:59:ALA:HB3	2.09	0.52
2:I:90:TYR:HB2	2:H:180:ALA:HB2	1.92	0.52
2:H:85:PHE:HE2	3:N:141:LEU:HD13	1.74	0.52
2:E:475:GLN:NE2	3:P:2:ILE:CD1	2.52	0.52
3:N:113:MET:O	3:N:114:GLN:HB3	2.10	0.52
3:P:113:MET:O	3:P:114:GLN:HB3	2.10	0.52
3:T:113:MET:O	3:T:114:GLN:HB3	2.10	0.52
2:G:180:ALA:CB	2:H:90:TYR:HB2	2.40	0.52
2:I:180:ALA:CB	2:J:90:TYR:HB2	2.40	0.52
2:I:370:ILE:HD12	2:I:417:ASP:HB3	1.92	0.52
3:R:113:MET:O	3:R:114:GLN:HB3	2.10	0.52
1:D:1086:ASP:OD1	1:D:1089:ARG:NH1	2.43	0.52
2:J:370:ILE:HD12	2:J:417:ASP:HB3	1.92	0.52
2:G:266:GLU:CD	3:O:161:THR:HG21	2.31	0.52
1:B:529:LEU:HD12	1:B:542:MET:HE2	1.91	0.51
2:I:444:ASP:OD1	2:I:445:ALA:N	2.40	0.51
2:G:444:ASP:OD1	2:G:445:ALA:N	2.40	0.51

Continued on next page...

Continued from previous page...

Atom-1	Atom-2	Interatomic distance (Å)	Clash overlap (Å)
1:D:529:LEU:HD12	1:D:542:MET:HE2	1.91	0.51
2:K:180:ALA:CB	2:L:90:TYR:HB2	2.40	0.51
2:L:180:ALA:HB2	2:E:90:TYR:HB2	1.92	0.51
2:H:370:ILE:HD12	2:H:417:ASP:HB3	1.92	0.51
1:B:135:MET:HE3	2:F:587:VAL:CB	2.40	0.51
1:C:529:LEU:HD12	1:C:542:MET:HE2	1.91	0.51
2:J:644:ASP:OD2	2:J:646:GLY:N	2.34	0.51
2:K:370:ILE:HD12	2:K:417:ASP:HB3	1.92	0.51
2:E:180:ALA:CB	2:F:90:TYR:HB2	2.40	0.51
2:F:85:PHE:HE2	3:T:141:LEU:HD13	1.74	0.51
2:F:370:ILE:HD12	2:F:417:ASP:HB3	1.92	0.51
2:G:370:ILE:HD12	2:G:417:ASP:HB3	1.92	0.51
1:A:1086:ASP:OD1	1:A:1089:ARG:NH1	2.43	0.51
1:C:1058:MET:HG3	1:C:1063:LEU:HD12	1.93	0.51
2:E:370:ILE:HD12	2:E:417:ASP:HB3	1.92	0.51
1:B:1086:ASP:OD1	1:B:1089:ARG:NH1	2.43	0.51
1:C:1086:ASP:OD1	1:C:1089:ARG:NH1	2.43	0.51
2:E:456:VAL:HG13	3:P:19:TYR:CZ	2.45	0.51
2:G:456:VAL:HG13	3:R:19:TYR:CZ	2.46	0.51
1:A:529:LEU:HD12	1:A:542:MET:HE2	1.91	0.51
1:B:47:GLN:HG2	1:C:86:PRO:HG2	1.92	0.51
1:B:1058:MET:HG3	1:B:1063:LEU:HD12	1.93	0.51
2:I:456:VAL:HG13	3:T:19:TYR:CZ	2.46	0.51
2:J:730:GLY:O	3:S:150:ALA:HB1	2.11	0.51
1:D:1014:GLN:HE22	2:I:690:GLN:NE2	1.96	0.51
2:I:266:GLU:CD	3:Q:161:THR:HG21	2.31	0.51
2:K:213:GLN:OE1	3:S:163:MET:HE3	2.11	0.51
2:K:297:LEU:HD21	2:K:329:ALA:CB	2.41	0.51
2:L:370:ILE:HD12	2:L:417:ASP:HB3	1.92	0.51
2:E:213:GLN:OE1	3:M:163:MET:HE3	2.11	0.51
2:K:456:VAL:HG13	3:N:19:TYR:CZ	2.46	0.51
2:L:297:LEU:HD21	2:L:329:ALA:CB	2.41	0.51
1:A:47:GLN:HG2	1:B:86:PRO:HG2	1.92	0.50
2:L:180:ALA:CB	2:E:90:TYR:HB2	2.42	0.50
2:F:297:LEU:HD21	2:F:329:ALA:CB	2.41	0.50
2:F:730:GLY:O	3:O:150:ALA:HB1	2.11	0.50
2:I:297:LEU:HD21	2:I:329:ALA:CB	2.41	0.50
2:J:180:ALA:CB	2:K:90:TYR:HB2	2.42	0.50
2:J:297:LEU:HD21	2:J:329:ALA:CB	2.41	0.50
2:E:297:LEU:HD21	2:E:329:ALA:CB	2.41	0.50
2:G:213:GLN:OE1	3:O:163:MET:HE3	2.11	0.50

Continued on next page...

Continued from previous page...

Atom-1	Atom-2	Interatomic distance (Å)	Clash overlap (Å)
2:L:730:GLY:O	3:M:150:ALA:HB1	2.11	0.50
2:H:436:ILE:CD1	2:H:455:VAL:HG11	2.42	0.50
1:C:886:ASP:OD1	1:C:886:ASP:N	2.44	0.50
2:H:297:LEU:HD21	2:H:329:ALA:CB	2.41	0.50
2:I:448:LYS:HE3	3:M:27:ARG:HH11	1.77	0.50
2:E:436:ILE:CD1	2:E:455:VAL:HG11	2.42	0.50
2:F:436:ILE:CD1	2:F:455:VAL:HG11	2.42	0.50
2:H:730:GLY:O	3:Q:150:ALA:HB1	2.11	0.50
1:D:1058:MET:HG3	1:D:1063:LEU:HD12	1.93	0.50
2:I:213:GLN:OE1	3:Q:163:MET:HE3	2.11	0.50
2:K:266:GLU:CD	3:S:161:THR:HG21	2.31	0.50
2:K:448:LYS:HE3	3:O:27:ARG:HH11	1.77	0.50
1:C:647:HIS:CE1	1:C:698:SER:HG	2.26	0.50
2:I:90:TYR:HB2	2:H:180:ALA:CB	2.41	0.50
2:F:180:ALA:CB	2:G:90:TYR:HB2	2.42	0.50
2:I:436:ILE:CD1	2:I:455:VAL:HG11	2.42	0.50
1:C:47:GLN:HG2	1:D:86:PRO:HG2	1.92	0.50
2:G:297:LEU:HD21	2:G:329:ALA:CB	2.41	0.50
1:A:244:PRO:HG3	2:L:806:ASN:ND2	2.27	0.49
1:D:1014:GLN:NE2	2:I:690:GLN:HE21	1.97	0.49
2:G:436:ILE:CD1	2:G:455:VAL:HG11	2.42	0.49
1:C:235:VAL:HG11	2:H:723:GLN:HG3	1.94	0.49
2:J:436:ILE:CD1	2:J:455:VAL:HG11	2.42	0.49
2:K:436:ILE:CD1	2:K:455:VAL:HG11	2.42	0.49
2:L:436:ILE:CD1	2:L:455:VAL:HG11	2.42	0.49
1:C:231:ALA:CB	2:H:368:VAL:HG13	2.37	0.49
1:A:86:PRO:HG2	1:D:47:GLN:HG2	1.92	0.49
1:A:1058:MET:HG3	1:A:1063:LEU:HD12	1.93	0.49
1:B:1014:GLN:NE2	2:E:690:GLN:HE21	1.97	0.49
3:M:120:GLU:OE1	3:M:121:LEU:HD12	2.13	0.49
1:B:886:ASP:OD1	1:B:886:ASP:N	2.44	0.49
1:D:961:ASN:O	1:D:965:VAL:HG13	2.13	0.49
3:O:120:GLU:OE1	3:O:121:LEU:HD12	2.13	0.49
1:B:244:PRO:HB2	2:F:806:ASN:HD22	1.78	0.49
1:C:1249:PRO:C	2:H:676:LEU:HD21	2.38	0.49
1:D:207:ARG:HH21	2:J:701:ALA:CB	2.26	0.49
2:G:112:ASN:HD21	3:N:107:ALA:HB1	1.78	0.49
1:B:235:VAL:HG11	2:F:723:GLN:HG3	1.94	0.49
1:C:244:PRO:HG2	2:H:806:ASN:ND2	2.28	0.49
1:D:886:ASP:OD1	1:D:886:ASP:N	2.44	0.49
1:A:244:PRO:HB2	2:L:806:ASN:HD22	1.78	0.48

Continued on next page...

Continued from previous page...

Atom-1	Atom-2	Interatomic distance (Å)	Clash overlap (Å)
1:B:1249:PRO:C	2:F:676:LEU:HD21	2.38	0.48
1:C:207:ARG:HH21	2:H:701:ALA:CB	2.26	0.48
2:I:383:LYS:HE2	2:H:538:ALA:HB2	1.96	0.48
2:E:112:ASN:HD21	3:T:107:ALA:HB1	1.78	0.48
2:F:538:ALA:HB2	2:G:383:LYS:HE2	1.96	0.48
2:H:702:ASP:OD1	2:H:703:PHE:N	2.47	0.48
1:C:1219:ASP:OD1	1:C:1220:ARG:N	2.47	0.48
2:F:457:GLY:HA2	3:Q:20:ALA:CB	2.43	0.48
3:S:120:GLU:OE1	3:S:121:LEU:HD12	2.13	0.48
1:A:135:MET:CE	2:L:587:VAL:CG1	2.60	0.48
1:A:961:ASN:O	1:A:965:VAL:HG13	2.13	0.48
1:A:1058:MET:HE2	1:A:1058:MET:HA	1.95	0.48
1:B:960:ARG:O	1:B:961:ASN:HB3	2.14	0.48
1:C:244:PRO:HG3	2:H:806:ASN:ND2	2.27	0.48
1:D:235:VAL:HG11	2:J:723:GLN:HG3	1.94	0.48
1:D:244:PRO:HB2	2:J:806:ASN:HD22	1.78	0.48
2:J:457:GLY:HA2	3:M:20:ALA:HB1	1.96	0.48
2:J:457:GLY:HA2	3:M:20:ALA:CB	2.43	0.48
2:K:702:ASP:OD1	2:K:703:PHE:N	2.47	0.48
2:H:457:GLY:HA2	3:S:20:ALA:CB	2.43	0.48
1:B:961:ASN:O	1:B:965:VAL:HG13	2.13	0.48
1:B:1058:MET:HA	1:B:1058:MET:HE2	1.96	0.48
1:C:244:PRO:CB	2:H:806:ASN:HD22	2.27	0.48
1:C:244:PRO:HB2	2:H:806:ASN:HD22	1.78	0.48
1:C:961:ASN:O	1:C:965:VAL:HG13	2.13	0.48
2:K:697:SER:O	2:K:698:ILE:HD13	2.14	0.48
3:Q:120:GLU:OE1	3:Q:121:LEU:HD12	2.13	0.48
1:A:216:GLN:O	1:A:220:VAL:HG23	2.14	0.48
1:B:207:ARG:HH21	2:F:701:ALA:CB	2.26	0.48
1:D:1058:MET:HA	1:D:1058:MET:HE2	1.96	0.48
1:D:1249:PRO:C	2:J:676:LEU:HD21	2.38	0.48
2:I:112:ASN:HD21	3:P:107:ALA:HB1	1.78	0.48
1:A:53:VAL:HG12	1:A:53:VAL:O	2.14	0.48
1:A:235:VAL:HG11	2:L:723:GLN:HG3	1.94	0.48
1:A:1249:PRO:C	2:L:676:LEU:HD21	2.38	0.48
1:D:244:PRO:CB	2:J:806:ASN:HD22	2.27	0.48
1:D:1219:ASP:OD1	1:D:1220:ARG:N	2.47	0.48
2:L:457:GLY:HA2	3:O:20:ALA:HB1	1.96	0.48
1:A:198:ILE:O	1:A:199:ALA:HB3	2.14	0.48
1:A:965:VAL:HG21	1:A:1124:VAL:HG21	1.96	0.48
1:D:135:MET:HE3	2:J:587:VAL:CB	2.40	0.48

Continued on next page...

Continued from previous page...

Atom-1	Atom-2	Interatomic distance (Å)	Clash overlap (Å)
1:D:960:ARG:O	1:D:961:ASN:HB3	2.14	0.48
2:I:112:ASN:ND2	3:P:107:ALA:HB3	2.28	0.48
2:K:229:THR:OG1	2:K:231:GLU:OE2	2.19	0.48
2:E:697:SER:O	2:E:698:ILE:HD13	2.14	0.48
2:F:702:ASP:OD1	2:F:703:PHE:N	2.47	0.48
2:G:112:ASN:ND2	3:N:107:ALA:HB3	2.28	0.48
1:B:53:VAL:HG12	1:B:53:VAL:O	2.14	0.48
1:B:216:GLN:O	1:B:220:VAL:HG23	2.14	0.48
1:D:198:ILE:O	1:D:199:ALA:HB3	2.14	0.48
2:I:702:ASP:OD1	2:I:703:PHE:N	2.47	0.48
2:J:702:ASP:OD1	2:J:703:PHE:N	2.47	0.48
2:L:697:SER:O	2:L:698:ILE:HD13	2.14	0.48
2:E:112:ASN:ND2	3:T:107:ALA:HB3	2.28	0.48
1:C:198:ILE:O	1:C:199:ALA:HB3	2.14	0.48
2:I:697:SER:O	2:I:698:ILE:HD13	2.14	0.48
2:J:697:SER:O	2:J:698:ILE:HD13	2.14	0.48
2:K:112:ASN:ND2	3:R:107:ALA:HB3	2.28	0.48
2:L:457:GLY:HA2	3:O:20:ALA:CB	2.43	0.48
2:F:697:SER:O	2:F:698:ILE:HD13	2.14	0.48
2:H:114:ALA:O	2:H:118:VAL:HG23	2.14	0.48
1:A:960:ARG:O	1:A:961:ASN:HB3	2.14	0.47
1:A:1014:GLN:NE2	2:K:690:GLN:HE21	1.97	0.47
1:B:256:THR:HG21	2:F:702:ASP:CG	2.18	0.47
1:B:425:ALA:CB	1:C:1063:LEU:O	2.62	0.47
2:L:538:ALA:HB2	2:E:383:LYS:HE2	1.96	0.47
2:E:702:ASP:OD1	2:E:703:PHE:N	2.47	0.47
2:H:457:GLY:HA2	3:S:20:ALA:HB1	1.96	0.47
2:H:697:SER:O	2:H:698:ILE:HD13	2.14	0.47
1:D:53:VAL:HG12	1:D:53:VAL:O	2.14	0.47
2:J:538:ALA:HB2	2:K:383:LYS:HE2	1.95	0.47
2:F:114:ALA:O	2:F:118:VAL:HG23	2.14	0.47
3:S:131:VAL:O	3:S:132:ASP:HB2	2.14	0.47
1:A:247:GLU:CD	2:L:716:GLN:OE1	2.58	0.47
1:C:965:VAL:HG21	1:C:1124:VAL:HG21	1.96	0.47
2:J:85:PHE:CD2	3:P:141:LEU:HD11	2.50	0.47
2:E:114:ALA:O	2:E:118:VAL:HG23	2.14	0.47
1:A:244:PRO:CB	2:L:806:ASN:HD22	2.27	0.47
1:A:886:ASP:OD1	1:A:886:ASP:N	2.44	0.47
1:A:1219:ASP:OD1	1:A:1220:ARG:N	2.47	0.47
1:B:244:PRO:CB	2:F:806:ASN:HD22	2.27	0.47
1:B:244:PRO:HG3	2:F:806:ASN:ND2	2.27	0.47

Continued on next page...

Continued from previous page...

Atom-1	Atom-2	Interatomic distance (Å)	Clash overlap (Å)
1:C:47:GLN:HG2	1:D:86:PRO:CG	2.45	0.47
1:C:53:VAL:O	1:C:53:VAL:HG12	2.14	0.47
1:C:390:ALA:HB1	1:C:394:ARG:HH12	1.80	0.47
2:I:114:ALA:O	2:I:118:VAL:HG23	2.14	0.47
2:L:702:ASP:OD1	2:L:703:PHE:N	2.47	0.47
2:H:112:ASN:ND2	3:O:107:ALA:HB3	2.30	0.47
3:O:131:VAL:O	3:O:132:ASP:HB2	2.14	0.47
1:A:425:ALA:CB	1:B:1063:LEU:O	2.62	0.47
1:A:1063:LEU:O	1:D:425:ALA:CB	2.62	0.47
1:C:1058:MET:HE2	1:C:1058:MET:HA	1.96	0.47
2:E:286:TYR:O	2:E:287:GLN:HB2	2.15	0.47
1:A:207:ARG:HH21	2:L:701:ALA:CB	2.26	0.47
1:A:244:PRO:HG2	2:L:806:ASN:ND2	2.28	0.47
1:C:247:GLU:CD	2:H:716:GLN:OE1	2.58	0.47
2:K:114:ALA:O	2:K:118:VAL:HG23	2.14	0.47
2:G:114:ALA:O	2:G:118:VAL:HG23	2.14	0.47
3:M:131:VAL:O	3:M:132:ASP:HB2	2.14	0.47
1:A:47:GLN:HG2	1:B:86:PRO:CG	2.45	0.47
1:A:502:LEU:O	1:A:502:LEU:HD23	2.15	0.47
1:B:244:PRO:HG2	2:F:806:ASN:ND2	2.28	0.47
1:B:965:VAL:HG21	1:B:1124:VAL:HG21	1.96	0.47
1:B:1219:ASP:OD1	1:B:1220:ARG:N	2.47	0.47
1:C:135:MET:HE3	2:H:587:VAL:CB	2.40	0.47
1:C:401:SER:CB	1:D:627:LEU:H	2.28	0.47
1:C:961:ASN:HA	1:C:964:ASP:HB3	1.97	0.47
1:D:216:GLN:O	1:D:220:VAL:HG23	2.14	0.47
1:D:244:PRO:HG3	2:J:806:ASN:ND2	2.27	0.47
2:K:112:ASN:HD21	3:R:107:ALA:HB1	1.78	0.47
2:L:286:TYR:O	2:L:287:GLN:HB2	2.15	0.47
2:E:436:ILE:HD11	2:E:455:VAL:HG11	1.97	0.47
2:F:286:TYR:O	2:F:287:GLN:HB2	2.15	0.47
2:H:85:PHE:CD2	3:N:141:LEU:HD11	2.50	0.47
1:C:216:GLN:O	1:C:220:VAL:HG23	2.14	0.47
1:D:390:ALA:HB1	1:D:394:ARG:HH12	1.80	0.47
2:L:114:ALA:O	2:L:118:VAL:HG23	2.14	0.47
2:F:457:GLY:HA2	3:Q:20:ALA:HB1	1.96	0.47
2:G:286:TYR:O	2:G:287:GLN:HB2	2.15	0.47
2:G:702:ASP:OD1	2:G:703:PHE:N	2.47	0.47
3:Q:131:VAL:O	3:Q:132:ASP:HB2	2.14	0.47
1:A:86:PRO:CG	1:D:47:GLN:HG2	2.45	0.47
1:A:1014:GLN:HE21	2:K:690:GLN:HG3	1.79	0.47

Continued on next page...

Continued from previous page...

Atom-1	Atom-2	Interatomic distance (Å)	Clash overlap (Å)
1:B:390:ALA:HB1	1:B:394:ARG:HH12	1.80	0.47
1:B:502:LEU:HD23	1:B:502:LEU:O	2.15	0.47
1:C:960:ARG:O	1:C:961:ASN:HB3	2.14	0.47
1:D:1014:GLN:HE21	2:I:690:GLN:HG3	1.79	0.47
2:J:114:ALA:O	2:J:118:VAL:HG23	2.14	0.47
2:E:448:LYS:HE3	3:Q:27:ARG:HH11	1.77	0.47
2:G:697:SER:O	2:G:698:ILE:HD13	2.14	0.47
1:A:390:ALA:HB1	1:A:394:ARG:HH12	1.80	0.47
1:C:425:ALA:CB	1:D:1063:LEU:O	2.62	0.47
1:D:166:LEU:HD11	2:J:591:GLN:NE2	2.31	0.47
1:D:244:PRO:HG2	2:J:806:ASN:ND2	2.28	0.47
1:D:961:ASN:HA	1:D:964:ASP:HB3	1.97	0.47
2:L:112:ASN:ND2	3:S:107:ALA:HB3	2.30	0.47
1:C:1014:GLN:HE21	2:G:690:GLN:HG3	1.79	0.46
2:J:85:PHE:HE2	3:P:141:LEU:HD13	1.74	0.46
2:L:85:PHE:CD2	3:R:141:LEU:HD11	2.50	0.46
3:Q:138:ILE:O	3:Q:138:ILE:CG2	2.62	0.46
1:A:401:SER:CB	1:B:627:LEU:H	2.28	0.46
1:B:401:SER:CB	1:C:627:LEU:H	2.28	0.46
1:C:1014:GLN:NE2	2:G:690:GLN:HG3	2.30	0.46
2:I:286:TYR:O	2:I:287:GLN:HB2	2.15	0.46
2:J:286:TYR:O	2:J:287:GLN:HB2	2.15	0.46
2:K:475:GLN:NE2	3:N:2:ILE:CD1	2.52	0.46
1:D:1014:GLN:NE2	2:I:690:GLN:HG3	2.30	0.46
2:E:115:GLN:OE1	3:T:111:ASN:CG	2.59	0.46
2:H:286:TYR:O	2:H:287:GLN:HB2	2.15	0.46
1:A:627:LEU:H	1:D:401:SER:CB	2.28	0.46
1:A:743:ILE:HG23	1:A:743:ILE:O	2.16	0.46
1:A:1014:GLN:NE2	2:K:690:GLN:HG3	2.30	0.46
1:B:198:ILE:O	1:B:199:ALA:HB3	2.14	0.46
1:B:231:ALA:HB2	2:F:368:VAL:CG1	2.38	0.46
1:B:961:ASN:HA	1:B:964:ASP:HB3	1.97	0.46
2:K:115:GLN:OE1	3:R:111:ASN:CG	2.59	0.46
2:K:436:ILE:HD11	2:K:455:VAL:HG11	1.97	0.46
1:B:166:LEU:HD11	2:F:591:GLN:NE2	2.31	0.46
1:B:247:GLU:CD	2:F:716:GLN:OE1	2.58	0.46
1:B:743:ILE:O	1:B:743:ILE:HG23	2.16	0.46
2:I:475:GLN:NE2	3:T:2:ILE:CD1	2.52	0.46
3:M:138:ILE:O	3:M:138:ILE:CG2	2.62	0.46
3:O:138:ILE:O	3:O:138:ILE:CG2	2.62	0.46
1:B:1014:GLN:NE2	2:E:690:GLN:HG3	2.30	0.46

Continued on next page...

Continued from previous page...

Atom-1	Atom-2	Interatomic distance (Å)	Clash overlap (Å)
1:C:1014:GLN:NE2	2:G:690:GLN:HE21	1.97	0.46
2:J:229:THR:OG1	2:J:231:GLU:OE2	2.19	0.46
2:G:436:ILE:HD11	2:G:455:VAL:HG11	1.97	0.46
1:A:256:THR:HG21	2:L:702:ASP:CG	2.18	0.46
1:B:47:GLN:HG2	1:C:86:PRO:CG	2.45	0.46
1:C:166:LEU:HD11	2:H:591:GLN:NE2	2.31	0.46
1:D:965:VAL:HG21	1:D:1124:VAL:HG21	1.96	0.46
2:I:501:ASP:O	2:I:505:VAL:HG23	2.16	0.46
2:L:501:ASP:O	2:L:505:VAL:HG23	2.16	0.46
2:E:501:ASP:O	2:E:505:VAL:HG23	2.16	0.46
2:F:436:ILE:HD11	2:F:455:VAL:HG11	1.97	0.46
2:F:112:ASN:ND2	3:M:107:ALA:HB3	2.30	0.46
2:H:501:ASP:O	2:H:505:VAL:HG23	2.16	0.46
3:M:95:GLU:O	3:M:99:GLN:HG2	2.16	0.46
1:A:846:MET:O	1:A:850:GLU:HG3	2.16	0.45
1:D:200:MET:C	1:D:265:ILE:HD11	2.41	0.45
2:I:436:ILE:HD11	2:I:455:VAL:HG11	1.97	0.45
2:J:115:GLN:OE1	3:Q:111:ASN:ND2	2.49	0.45
2:K:286:TYR:O	2:K:287:GLN:HB2	2.15	0.45
2:G:457:GLY:O	2:G:461:ASN:ND2	2.48	0.45
2:G:501:ASP:O	2:G:505:VAL:HG23	2.16	0.45
3:S:95:GLU:O	3:S:99:GLN:HG2	2.16	0.45
3:S:138:ILE:O	3:S:138:ILE:CG2	2.62	0.45
1:B:164:THR:HG21	1:B:1236:GLU:HG2	1.98	0.45
1:B:846:MET:O	1:B:850:GLU:HG3	2.16	0.45
1:C:200:MET:C	1:C:265:ILE:HD11	2.41	0.45
1:D:502:LEU:HD23	1:D:502:LEU:O	2.15	0.45
2:J:112:ASN:ND2	3:Q:107:ALA:HB3	2.30	0.45
2:J:501:ASP:O	2:J:505:VAL:HG23	2.16	0.45
2:F:115:GLN:OE1	3:M:111:ASN:ND2	2.49	0.45
2:F:457:GLY:O	2:F:461:ASN:ND2	2.48	0.45
2:H:457:GLY:O	2:H:461:ASN:ND2	2.48	0.45
1:A:164:THR:HG21	1:A:1236:GLU:HG2	1.98	0.45
1:A:626:VAL:CB	1:D:401:SER:HG	2.06	0.45
1:A:961:ASN:HA	1:A:964:ASP:HB3	1.97	0.45
1:B:200:MET:C	1:B:265:ILE:HD11	2.41	0.45
1:C:502:LEU:O	1:C:502:LEU:HD23	2.15	0.45
2:I:115:GLN:OE1	3:P:111:ASN:CG	2.59	0.45
2:K:389:THR:HG23	2:K:425:MET:SD	2.57	0.45
2:K:457:GLY:O	2:K:461:ASN:ND2	2.48	0.45
2:L:436:ILE:HD11	2:L:455:VAL:HG11	1.97	0.45

Continued on next page...

Continued from previous page...

Atom-1	Atom-2	Interatomic distance (Å)	Clash overlap (Å)
2:E:457:GLY:O	2:E:461:ASN:ND2	2.48	0.45
1:A:200:MET:C	1:A:265:ILE:HD11	2.41	0.45
1:B:1058:MET:CE	1:B:1099:MET:HE1	2.46	0.45
1:C:251:VAL:HG22	1:C:252:GLN:N	2.32	0.45
2:J:406:LEU:HD11	2:J:418:ILE:HG23	1.98	0.45
2:F:260:TYR:HA	3:N:153:GLY:O	2.17	0.45
2:G:448:LYS:HE3	3:S:27:ARG:HH11	1.77	0.45
2:H:389:THR:HG23	2:H:425:MET:SD	2.57	0.45
3:O:27:ARG:O	3:O:27:ARG:HD2	2.16	0.45
3:Q:95:GLU:O	3:Q:99:GLN:HG2	2.16	0.45
1:A:135:MET:HE3	2:L:587:VAL:CB	2.40	0.45
1:B:1014:GLN:HE21	2:E:690:GLN:HG3	1.79	0.45
2:J:457:GLY:O	2:J:461:ASN:ND2	2.48	0.45
2:E:538:ALA:HB2	2:F:383:LYS:HE2	1.98	0.45
2:H:406:LEU:HD11	2:H:418:ILE:HG23	1.98	0.45
2:H:436:ILE:HD11	2:H:455:VAL:HG11	1.97	0.45
3:Q:27:ARG:HD2	3:Q:27:ARG:O	2.16	0.45
1:D:164:THR:HG21	1:D:1236:GLU:HG2	1.98	0.45
2:I:389:THR:HG23	2:I:425:MET:SD	2.57	0.45
2:L:389:THR:HG23	2:L:425:MET:SD	2.57	0.45
2:G:115:GLN:OE1	3:N:111:ASN:CG	2.59	0.45
2:G:538:ALA:HB2	2:H:383:LYS:HE2	1.98	0.45
1:B:458:GLU:OE1	1:B:461:ARG:NH2	2.49	0.45
1:C:458:GLU:OE1	1:C:461:ARG:NH2	2.49	0.45
1:D:997:GLU:OE1	1:D:997:GLU:HA	2.17	0.45
2:I:406:LEU:HD11	2:I:418:ILE:HG23	1.98	0.45
2:I:457:GLY:O	2:I:461:ASN:ND2	2.48	0.45
2:J:389:THR:HG23	2:J:425:MET:SD	2.57	0.45
2:J:436:ILE:HD11	2:J:455:VAL:HG11	1.97	0.45
2:K:501:ASP:O	2:K:505:VAL:HG23	2.16	0.45
2:L:260:TYR:HA	3:T:153:GLY:O	2.17	0.45
2:L:457:GLY:O	2:L:461:ASN:ND2	2.48	0.45
2:F:85:PHE:CD2	3:T:141:LEU:HD11	2.50	0.45
2:F:406:LEU:HD11	2:F:418:ILE:HG23	1.98	0.45
2:G:389:THR:HG23	2:G:425:MET:SD	2.57	0.45
2:H:229:THR:OG1	2:H:231:GLU:OE2	2.19	0.45
1:A:458:GLU:OE1	1:A:461:ARG:NH2	2.49	0.45
1:A:967:LYS:HE3	1:A:1178:VAL:HG21	1.99	0.45
1:D:846:MET:O	1:D:850:GLU:HG3	2.16	0.45
3:S:27:ARG:HD2	3:S:27:ARG:O	2.16	0.45
1:A:166:LEU:HD11	2:L:591:GLN:NE2	2.31	0.45

Continued on next page...

Continued from previous page...

Atom-1	Atom-2	Interatomic distance (Å)	Clash overlap (Å)
1:C:846:MET:O	1:C:850:GLU:HG3	2.16	0.45
1:D:251:VAL:HG22	1:D:252:GLN:N	2.32	0.45
1:D:458:GLU:OE1	1:D:461:ARG:NH2	2.49	0.45
1:D:647:HIS:CE1	1:D:698:SER:HG	2.32	0.45
2:J:260:TYR:HA	3:R:153:GLY:O	2.17	0.45
3:M:27:ARG:HD2	3:M:27:ARG:O	2.16	0.45
3:O:95:GLU:O	3:O:99:GLN:HG2	2.16	0.45
1:C:1058:MET:CE	1:C:1099:MET:HE1	2.46	0.45
2:L:406:LEU:HD11	2:L:418:ILE:HG23	1.98	0.45
2:H:863:ILE:N	2:H:864:PRO:HD2	2.32	0.45
1:A:251:VAL:HG22	1:A:252:GLN:N	2.32	0.44
1:B:251:VAL:HG22	1:B:252:GLN:N	2.32	0.44
1:B:1014:GLN:HE21	2:E:690:GLN:CG	2.30	0.44
1:C:743:ILE:HG23	1:C:743:ILE:O	2.16	0.44
1:C:997:GLU:HA	1:C:997:GLU:OE1	2.17	0.44
1:D:1014:GLN:HE21	2:I:690:GLN:CG	2.30	0.44
2:K:406:LEU:HD11	2:K:418:ILE:HG23	1.98	0.44
2:E:389:THR:HG23	2:E:425:MET:SD	2.57	0.44
2:F:115:GLN:OE1	3:M:111:ASN:HB3	2.17	0.44
1:A:133:GLN:OE1	2:L:631:PRO:CA	2.65	0.44
1:C:231:ALA:HB2	2:H:368:VAL:CG1	2.38	0.44
1:C:473:ASP:OD2	1:C:474:GLY:N	2.51	0.44
2:I:538:ALA:HB2	2:J:383:LYS:HE2	1.98	0.44
2:J:115:GLN:OE1	3:Q:111:ASN:HB3	2.17	0.44
2:L:115:GLN:OE1	3:S:111:ASN:HB3	2.17	0.44
2:E:863:ILE:N	2:E:864:PRO:HD2	2.32	0.44
2:F:389:THR:HG23	2:F:425:MET:SD	2.57	0.44
2:H:260:TYR:HA	3:P:153:GLY:O	2.17	0.44
1:A:997:GLU:HA	1:A:997:GLU:OE1	2.17	0.44
1:B:967:LYS:HE3	1:B:1178:VAL:HG21	1.99	0.44
1:C:967:LYS:HE3	1:C:1178:VAL:HG21	1.99	0.44
2:I:475:GLN:NE2	3:T:2:ILE:CG1	2.81	0.44
2:J:300:TYR:CD1	3:R:124:ASP:OD1	2.70	0.44
2:F:501:ASP:O	2:F:505:VAL:HG23	2.16	0.44
1:A:473:ASP:OD2	1:A:474:GLY:N	2.51	0.44
2:I:727:ASN:HB2	2:J:262:GLN:HE22	1.81	0.44
2:G:406:LEU:HD11	2:G:418:ILE:HG23	1.98	0.44
2:H:300:TYR:CD1	3:P:124:ASP:OD1	2.70	0.44
3:Q:100:GLU:O	3:Q:104:GLN:HG3	2.17	0.44
1:A:1014:GLN:HE21	2:K:690:GLN:CG	2.30	0.44
1:B:538:ASN:OD1	1:B:540:ILE:N	2.49	0.44

Continued on next page...

Continued from previous page...

Atom-1	Atom-2	Interatomic distance (Å)	Clash overlap (Å)
1:D:256:THR:CG2	2:J:702:ASP:CG	2.82	0.44
1:D:967:LYS:HE3	1:D:1178:VAL:HG21	1.99	0.44
2:K:475:GLN:NE2	3:N:2:ILE:CG1	2.81	0.44
2:G:158:LEU:CD2	2:H:66:TYR:CD2	2.96	0.44
1:B:473:ASP:OD2	1:B:474:GLY:N	2.51	0.44
1:B:997:GLU:OE1	1:B:997:GLU:HA	2.17	0.44
2:J:863:ILE:N	2:J:864:PRO:HD2	2.32	0.44
2:K:538:ALA:HB2	2:L:383:LYS:HE2	1.98	0.44
2:L:115:GLN:NE2	3:S:115:ASN:HD21	2.16	0.44
3:O:100:GLU:O	3:O:104:GLN:HG3	2.17	0.44
3:R:9:ALA:O	3:R:13:ILE:HG13	2.18	0.44
1:C:164:THR:HG21	1:C:1236:GLU:HG2	1.98	0.44
2:I:863:ILE:N	2:I:864:PRO:HD2	2.32	0.44
2:K:863:ILE:N	2:K:864:PRO:HD2	2.32	0.44
2:L:863:ILE:N	2:L:864:PRO:HD2	2.32	0.44
2:F:115:GLN:NE2	3:M:115:ASN:HD21	2.16	0.44
2:G:863:ILE:N	2:G:864:PRO:HD2	2.32	0.44
1:A:198:ILE:HG22	1:A:199:ALA:N	2.33	0.44
1:D:207:ARG:HH21	2:J:701:ALA:HB2	1.83	0.44
1:D:473:ASP:OD2	1:D:474:GLY:N	2.51	0.44
2:H:115:GLN:NE2	3:O:115:ASN:HD21	2.16	0.44
3:S:9:ALA:O	3:S:13:ILE:HG13	2.18	0.44
3:S:100:GLU:O	3:S:104:GLN:HG3	2.17	0.44
1:B:187:THR:HG22	1:B:190:ASP:OD2	2.18	0.44
1:B:228:GLU:OE1	1:B:228:GLU:N	2.51	0.44
1:C:198:ILE:HG22	1:C:199:ALA:N	2.33	0.44
1:C:538:ASN:OD1	1:C:540:ILE:N	2.49	0.44
1:C:1014:GLN:HE21	2:G:690:GLN:CG	2.30	0.44
1:C:1106:GLU:OE1	1:C:1106:GLU:N	2.51	0.44
1:D:743:ILE:HG23	1:D:743:ILE:O	2.16	0.44
1:D:1106:GLU:N	1:D:1106:GLU:OE1	2.51	0.44
2:J:861:GLN:HA	2:J:861:GLN:OE1	2.18	0.44
2:K:101:SER:OG	3:R:97:ASN:CB	2.66	0.44
2:E:406:LEU:HD11	2:E:418:ILE:HG23	1.98	0.44
3:M:100:GLU:O	3:M:104:GLN:HG3	2.17	0.44
3:P:9:ALA:O	3:P:13:ILE:HG13	2.18	0.44
1:C:228:GLU:OE1	1:C:228:GLU:N	2.51	0.43
2:I:101:SER:OG	3:P:97:ASN:CB	2.66	0.43
2:G:861:GLN:OE1	2:G:861:GLN:HA	2.18	0.43
2:H:115:GLN:OE1	3:O:111:ASN:HB3	2.17	0.43
2:H:861:GLN:HA	2:H:861:GLN:OE1	2.18	0.43

Continued on next page...

Continued from previous page...

Atom-1	Atom-2	Interatomic distance (Å)	Clash overlap (Å)
3:M:9:ALA:O	3:M:13:ILE:HG13	2.18	0.43
3:T:9:ALA:O	3:T:13:ILE:HG13	2.18	0.43
1:A:647:HIS:CE1	1:A:698:SER:HG	2.33	0.43
1:D:198:ILE:HG22	1:D:199:ALA:N	2.33	0.43
1:B:704:ARG:HB2	1:B:704:ARG:NH1	2.33	0.43
1:D:247:GLU:CD	2:J:716:GLN:OE1	2.58	0.43
1:D:538:ASN:OD1	1:D:540:ILE:N	2.49	0.43
1:D:1058:MET:CE	1:D:1099:MET:HE1	2.46	0.43
2:I:861:GLN:OE1	2:I:861:GLN:HA	2.18	0.43
2:E:101:SER:OG	3:T:97:ASN:CB	2.66	0.43
2:F:863:ILE:N	2:F:864:PRO:HD2	2.32	0.43
3:N:9:ALA:O	3:N:13:ILE:HG13	2.18	0.43
1:C:226:ALA:HB2	2:H:650:SER:HB2	2.01	0.43
2:K:554:MET:HE1	2:K:608:MET:HE1	2.01	0.43
2:L:861:GLN:OE1	2:L:861:GLN:HA	2.18	0.43
1:A:226:ALA:HB2	2:L:650:SER:HB2	2.01	0.43
1:A:704:ARG:NH1	1:A:704:ARG:HB2	2.33	0.43
1:B:1106:GLU:N	1:B:1106:GLU:OE1	2.51	0.43
1:C:98:THR:O	1:C:99:ALA:HB3	2.19	0.43
1:D:614:ALA:O	1:D:615:ASP:HB2	2.18	0.43
2:I:158:LEU:CD2	2:J:66:TYR:CD2	2.96	0.43
2:G:101:SER:OG	3:N:97:ASN:CB	2.66	0.43
1:B:198:ILE:HG22	1:B:199:ALA:N	2.33	0.43
1:C:187:THR:HG22	1:C:190:ASP:OD2	2.18	0.43
1:C:277:GLU:OE1	1:C:521:ASN:ND2	2.52	0.43
1:C:704:ARG:NH1	1:C:704:ARG:HB2	2.33	0.43
1:D:977:ASP:OD1	1:D:982:ARG:NH2	2.42	0.43
2:J:554:MET:HE1	2:J:608:MET:HE1	2.01	0.43
2:L:554:MET:HE1	2:L:608:MET:HE1	2.01	0.43
2:E:861:GLN:HA	2:E:861:GLN:OE1	2.18	0.43
1:A:627:LEU:N	1:D:401:SER:HB2	2.34	0.43
1:A:1106:GLU:OE1	1:A:1106:GLU:N	2.51	0.43
1:B:98:THR:O	1:B:99:ALA:HB3	2.19	0.43
1:D:277:GLU:OE1	1:D:521:ASN:ND2	2.52	0.43
1:A:277:GLU:OE1	1:A:521:ASN:ND2	2.52	0.43
1:B:207:ARG:HH21	2:F:701:ALA:HB2	1.83	0.43
1:B:277:GLU:OE1	1:B:521:ASN:ND2	2.52	0.43
1:B:614:ALA:O	1:B:615:ASP:HB2	2.18	0.43
1:C:256:THR:CG2	2:H:702:ASP:CG	2.82	0.43
1:D:98:THR:O	1:D:99:ALA:HB3	2.19	0.43
1:D:133:GLN:OE1	2:J:631:PRO:CA	2.65	0.43

Continued on next page...

Continued from previous page...

Atom-1	Atom-2	Interatomic distance (Å)	Clash overlap (Å)
2:J:115:GLN:NE2	3:Q:115:ASN:HD21	2.16	0.43
3:Q:9:ALA:O	3:Q:13:ILE:HG13	2.18	0.43
1:A:98:THR:O	1:A:99:ALA:HB3	2.19	0.43
1:A:207:ARG:HH21	2:L:701:ALA:HB2	1.83	0.43
1:A:228:GLU:OE1	1:A:228:GLU:N	2.51	0.43
1:C:135:MET:CE	2:H:587:VAL:CG1	2.60	0.43
1:C:614:ALA:O	1:C:615:ASP:HB2	2.18	0.43
2:F:861:GLN:HA	2:F:861:GLN:OE1	2.18	0.43
1:A:235:VAL:HG12	1:A:235:VAL:O	2.19	0.43
1:A:401:SER:HB2	1:B:627:LEU:N	2.34	0.43
1:A:627:LEU:N	1:D:401:SER:CB	2.82	0.43
1:B:133:GLN:OE1	2:F:631:PRO:CA	2.65	0.43
1:C:224:VAL:O	1:C:225:ASN:HB2	2.19	0.43
1:C:401:SER:CB	1:D:627:LEU:N	2.82	0.43
2:K:861:GLN:OE1	2:K:861:GLN:HA	2.18	0.43
2:F:74:GLN:O	2:F:75:GLN:HB2	2.19	0.43
2:G:217:SER:OG	2:H:160:SER:HA	2.19	0.43
1:A:187:THR:HG22	1:A:190:ASP:OD2	2.18	0.42
1:A:401:SER:CB	1:B:627:LEU:N	2.82	0.42
1:A:614:ALA:O	1:A:615:ASP:HB2	2.18	0.42
1:D:187:THR:HG22	1:D:190:ASP:OD2	2.18	0.42
1:D:231:ALA:HB2	2:J:368:VAL:CG1	2.38	0.42
2:J:74:GLN:O	2:J:75:GLN:HB2	2.19	0.42
2:L:561:VAL:HG13	2:L:562:PHE:N	2.34	0.42
2:E:74:GLN:O	2:E:75:GLN:HB2	2.19	0.42
2:E:554:MET:HE1	2:E:608:MET:HE1	2.00	0.42
2:G:561:VAL:HG13	2:G:562:PHE:N	2.34	0.42
1:A:210:ALA:HB2	1:A:255:LYS:HG3	2.01	0.42
1:A:245:VAL:HG11	2:L:741:SER:HB3	2.02	0.42
2:J:561:VAL:HG13	2:J:562:PHE:N	2.34	0.42
2:E:475:GLN:NE2	3:P:2:ILE:CG1	2.81	0.42
2:F:300:TYR:CD1	3:N:124:ASP:OD1	2.70	0.42
2:H:74:GLN:O	2:H:75:GLN:HB2	2.19	0.42
2:K:561:VAL:HG13	2:K:562:PHE:N	2.34	0.42
2:L:300:TYR:CD1	3:T:124:ASP:OD1	2.70	0.42
2:F:727:ASN:HD22	2:G:283:GLN:HE21	1.67	0.42
2:H:561:VAL:HG13	2:H:562:PHE:N	2.34	0.42
1:B:401:SER:HB2	1:C:627:LEU:N	2.34	0.42
1:C:268:ASP:OD2	1:C:271:SER:OG	2.34	0.42
1:D:704:ARG:NH1	1:D:704:ARG:HB2	2.33	0.42
2:I:554:MET:HE1	2:I:608:MET:HE1	2.01	0.42

Continued on next page...

Continued from previous page...

Atom-1	Atom-2	Interatomic distance (Å)	Clash overlap (Å)
2:K:217:SER:OG	2:L:160:SER:HA	2.19	0.42
2:H:115:GLN:OE1	3:O:111:ASN:ND2	2.49	0.42
3:O:9:ALA:O	3:O:13:ILE:HG13	2.18	0.42
1:B:245:VAL:HG11	2:F:741:SER:HB3	2.01	0.42
2:L:74:GLN:O	2:L:75:GLN:HB2	2.19	0.42
2:E:561:VAL:HG13	2:E:562:PHE:N	2.34	0.42
2:F:554:MET:HE1	2:F:608:MET:HE1	2.00	0.42
2:G:554:MET:HE1	2:G:608:MET:HE1	2.01	0.42
1:A:224:VAL:O	1:A:225:ASN:HB2	2.19	0.42
1:B:226:ALA:HB2	2:F:650:SER:HB2	2.01	0.42
1:B:401:SER:CB	1:C:627:LEU:N	2.82	0.42
1:D:245:VAL:HG11	2:J:741:SER:HB3	2.02	0.42
2:I:561:VAL:HG13	2:I:562:PHE:N	2.34	0.42
2:K:644:ASP:OD2	2:K:644:ASP:C	2.63	0.42
2:F:561:VAL:HG13	2:F:562:PHE:N	2.34	0.42
1:A:356:ARG:NH2	1:A:390:ALA:HA	2.35	0.42
1:B:356:ARG:NH2	1:B:390:ALA:HA	2.35	0.42
1:C:210:ALA:HB2	1:C:255:LYS:HG3	2.01	0.42
1:D:224:VAL:O	1:D:225:ASN:HB2	2.19	0.42
2:I:213:GLN:OE1	3:Q:163:MET:CE	2.68	0.42
2:I:229:THR:OG1	2:I:231:GLU:OE2	2.19	0.42
2:F:644:ASP:OD2	2:F:644:ASP:C	2.63	0.42
2:G:74:GLN:O	2:G:75:GLN:HB2	2.19	0.42
1:A:259:ASP:OD1	1:A:260:GLU:N	2.53	0.42
1:B:977:ASP:OD1	1:B:982:ARG:NH2	2.42	0.42
1:C:401:SER:HB2	1:D:627:LEU:N	2.34	0.42
1:C:1152:VAL:O	1:C:1152:VAL:HG12	2.20	0.42
2:I:127:PHE:O	2:I:131:VAL:HG23	2.20	0.42
2:E:217:SER:OG	2:F:160:SER:HA	2.19	0.42
2:G:213:GLN:OE1	3:O:163:MET:CE	2.68	0.42
2:G:475:GLN:NE2	3:R:2:ILE:CG1	2.81	0.42
3:T:127:VAL:O	3:T:128:MET:HB2	2.20	0.42
1:A:1152:VAL:HG12	1:A:1152:VAL:O	2.20	0.42
1:B:259:ASP:OD1	1:B:260:GLU:N	2.53	0.42
1:D:226:ALA:HB2	2:J:650:SER:HB2	2.01	0.42
2:K:74:GLN:O	2:K:75:GLN:HB2	2.19	0.42
2:L:127:PHE:O	2:L:131:VAL:HG23	2.20	0.42
2:L:217:SER:OG	2:E:160:SER:HA	2.20	0.42
1:C:235:VAL:O	1:C:235:VAL:HG12	2.19	0.42
1:D:210:ALA:HB2	1:D:255:LYS:HG3	2.01	0.42
1:D:231:ALA:CB	2:J:368:VAL:HG13	2.37	0.42

Continued on next page...

Continued from previous page...

Atom-1	Atom-2	Interatomic distance (Å)	Clash overlap (Å)
1:D:235:VAL:HG12	1:D:235:VAL:O	2.19	0.42
2:I:217:SER:OG	2:J:160:SER:HA	2.19	0.42
1:A:844:ASP:OD1	1:A:844:ASP:N	2.53	0.41
1:B:224:VAL:O	1:B:225:ASN:HB2	2.19	0.41
1:D:290:LYS:HG2	1:D:359:ILE:HG22	2.02	0.41
2:J:644:ASP:OD2	2:J:644:ASP:C	2.63	0.41
2:E:727:ASN:HB2	2:F:262:GLN:HE22	1.81	0.41
2:F:127:PHE:O	2:F:131:VAL:HG23	2.20	0.41
2:H:127:PHE:O	2:H:131:VAL:HG23	2.20	0.41
1:A:290:LYS:HG2	1:A:359:ILE:HG22	2.02	0.41
1:B:135:MET:CE	2:F:587:VAL:CG1	2.60	0.41
1:C:245:VAL:HG11	2:H:741:SER:HB3	2.01	0.41
1:D:356:ARG:NH2	1:D:390:ALA:HA	2.35	0.41
2:K:127:PHE:O	2:K:131:VAL:HG23	2.20	0.41
2:L:115:GLN:OE1	3:S:111:ASN:ND2	2.49	0.41
2:G:644:ASP:OD2	2:G:644:ASP:C	2.63	0.41
1:A:538:ASN:OD1	1:A:540:ILE:N	2.49	0.41
1:A:606:ASP:O	1:A:610:GLN:NE2	2.54	0.41
1:A:824:THR:CG2	1:D:922:GLY:N	2.84	0.41
1:C:207:ARG:HH21	2:H:701:ALA:HB2	1.83	0.41
2:I:74:GLN:O	2:I:75:GLN:HB2	2.19	0.41
2:I:644:ASP:OD2	2:I:644:ASP:C	2.63	0.41
2:K:155:GLN:HB3	3:R:164:VAL:HG11	2.03	0.41
2:E:127:PHE:O	2:E:131:VAL:HG23	2.20	0.41
2:E:158:LEU:CD2	2:F:66:TYR:CD2	2.96	0.41
2:G:727:ASN:CB	2:H:262:GLN:NE2	2.71	0.41
2:H:115:GLN:HE22	3:O:115:ASN:ND2	2.19	0.41
1:A:425:ALA:HB2	1:B:1063:LEU:O	2.21	0.41
1:A:1063:LEU:O	1:D:425:ALA:HB2	2.21	0.41
1:B:226:ALA:HB2	2:F:650:SER:CB	2.50	0.41
1:B:235:VAL:HG12	1:B:235:VAL:O	2.19	0.41
1:B:922:GLY:N	1:C:824:THR:CG2	2.84	0.41
1:C:133:GLN:OE1	2:H:631:PRO:CA	2.65	0.41
1:C:226:ALA:HB2	2:H:650:SER:CB	2.50	0.41
1:C:259:ASP:OD1	1:C:260:GLU:N	2.53	0.41
1:C:290:LYS:HG2	1:C:359:ILE:HG22	2.02	0.41
2:K:286:TYR:C	2:K:288:GLN:H	2.29	0.41
2:L:644:ASP:OD2	2:L:644:ASP:C	2.63	0.41
2:F:217:SER:OG	2:G:160:SER:HA	2.20	0.41
2:H:554:MET:HE1	2:H:608:MET:HE1	2.00	0.41
1:C:207:ARG:NH2	2:H:701:ALA:HB2	2.35	0.41

Continued on next page...

Continued from previous page...

Atom-1	Atom-2	Interatomic distance (Å)	Clash overlap (Å)
1:D:135:MET:CE	2:J:587:VAL:CG1	2.60	0.41
1:D:259:ASP:OD1	1:D:260:GLU:N	2.53	0.41
2:I:155:GLN:HB3	3:P:164:VAL:HG11	2.03	0.41
2:I:160:SER:HA	2:H:217:SER:OG	2.20	0.41
2:K:213:GLN:OE1	3:S:163:MET:CE	2.68	0.41
2:E:213:GLN:OE1	3:M:163:MET:CE	2.68	0.41
2:H:286:TYR:C	2:H:288:GLN:H	2.29	0.41
1:A:1058:MET:CE	1:A:1099:MET:HE1	2.46	0.41
1:B:85:GLU:HA	1:B:85:GLU:OE1	2.21	0.41
1:B:676:TRP:CZ2	1:B:849:MET:HG2	2.56	0.41
1:C:85:GLU:OE1	1:C:85:GLU:HA	2.21	0.41
1:C:1014:GLN:NE2	2:G:690:GLN:HG2	2.36	0.41
1:D:676:TRP:CZ2	1:D:849:MET:HG2	2.56	0.41
2:L:727:ASN:HB2	2:E:262:GLN:HE22	1.84	0.41
2:G:127:PHE:O	2:G:131:VAL:HG23	2.20	0.41
1:A:697:GLU:N	1:A:697:GLU:OE2	2.54	0.41
1:B:844:ASP:OD1	1:B:844:ASP:N	2.53	0.41
1:D:1014:GLN:NE2	2:I:690:GLN:HG2	2.36	0.41
2:L:286:TYR:C	2:L:288:GLN:H	2.29	0.41
2:E:155:GLN:HB3	3:T:164:VAL:HG11	2.03	0.41
2:G:155:GLN:HB3	3:N:164:VAL:HG11	2.03	0.41
2:G:286:TYR:C	2:G:288:GLN:H	2.29	0.41
1:C:697:GLU:N	1:C:697:GLU:OE2	2.54	0.41
2:I:286:TYR:C	2:I:288:GLN:H	2.29	0.41
3:N:127:VAL:O	3:N:128:MET:HB2	2.20	0.41
1:A:922:GLY:N	1:B:824:THR:CG2	2.84	0.41
1:B:210:ALA:HB2	1:B:255:LYS:HG3	2.01	0.41
1:B:697:GLU:OE2	1:B:697:GLU:N	2.54	0.41
1:B:1014:GLN:NE2	2:E:690:GLN:HG2	2.36	0.41
1:C:356:ARG:HH22	1:C:389:HIS:C	2.29	0.41
1:C:676:TRP:CZ2	1:C:849:MET:HG2	2.56	0.41
1:C:909:ASP:OD2	1:C:1034:LYS:NZ	2.48	0.41
1:D:85:GLU:OE1	1:D:85:GLU:HA	2.21	0.41
2:I:283:GLN:HE21	2:H:727:ASN:HD22	1.66	0.41
2:J:127:PHE:O	2:J:131:VAL:HG23	2.20	0.41
2:J:217:SER:OG	2:K:160:SER:HA	2.20	0.41
2:J:286:TYR:C	2:J:288:GLN:H	2.29	0.41
2:J:474:ASN:OD1	2:J:474:ASN:C	2.64	0.41
2:F:101:SER:OG	3:M:97:ASN:HB2	2.21	0.41
2:H:101:SER:OG	3:O:97:ASN:HB2	2.21	0.41
2:H:644:ASP:OD2	2:H:644:ASP:C	2.63	0.41

Continued on next page...

Continued from previous page...

Atom-1	Atom-2	Interatomic distance (Å)	Clash overlap (Å)
1:A:226:ALA:HB2	2:L:650:SER:CB	2.50	0.41
1:A:826:GLN:OE1	1:D:923:ALA:HB3	2.21	0.41
1:B:290:LYS:HG2	1:B:359:ILE:HG22	2.02	0.41
1:B:711:LEU:HD23	1:B:711:LEU:C	2.46	0.41
1:C:356:ARG:NH2	1:C:390:ALA:HA	2.35	0.41
1:C:922:GLY:N	1:D:824:THR:CG2	2.84	0.41
1:D:226:ALA:HB2	2:J:650:SER:CB	2.50	0.41
2:I:474:ASN:OD1	2:I:474:ASN:C	2.64	0.41
2:K:474:ASN:OD1	2:K:474:ASN:C	2.64	0.41
2:L:115:GLN:HE22	3:S:115:ASN:ND2	2.19	0.41
3:R:127:VAL:O	3:R:128:MET:HB2	2.20	0.41
1:A:676:TRP:CZ2	1:A:849:MET:HG2	2.56	0.40
1:B:62:SER:O	1:B:62:SER:OG	2.38	0.40
1:B:828:THR:O	1:B:828:THR:HG23	2.21	0.40
1:D:697:GLU:OE2	1:D:697:GLU:N	2.54	0.40
1:D:828:THR:O	1:D:828:THR:HG23	2.21	0.40
1:D:1152:VAL:HG12	1:D:1152:VAL:O	2.20	0.40
1:D:1191:VAL:HG23	1:D:1191:VAL:O	2.22	0.40
2:L:101:SER:OG	3:S:97:ASN:HB2	2.21	0.40
2:L:474:ASN:OD1	2:L:474:ASN:C	2.64	0.40
2:E:286:TYR:C	2:E:288:GLN:H	2.29	0.40
2:E:644:ASP:OD2	2:E:644:ASP:C	2.63	0.40
2:F:474:ASN:C	2:F:474:ASN:OD1	2.64	0.40
1:A:828:THR:O	1:A:828:THR:HG23	2.21	0.40
1:A:923:ALA:HB3	1:B:826:GLN:OE1	2.21	0.40
2:E:474:ASN:OD1	2:E:474:ASN:C	2.64	0.40
2:F:286:TYR:C	2:F:288:GLN:H	2.29	0.40
3:P:127:VAL:O	3:P:128:MET:HB2	2.20	0.40
1:A:62:SER:O	1:A:62:SER:OG	2.38	0.40
1:A:356:ARG:HH22	1:A:389:HIS:C	2.29	0.40
1:B:425:ALA:HB2	1:C:1063:LEU:O	2.21	0.40
1:B:923:ALA:HB3	1:C:826:GLN:OE1	2.21	0.40
1:B:1126:LEU:HB2	1:B:1127:PRO:HD3	2.04	0.40
1:C:828:THR:O	1:C:828:THR:HG23	2.21	0.40
1:C:923:ALA:HB3	1:D:826:GLN:OE1	2.21	0.40
1:C:960:ARG:C	1:C:962:ALA:H	2.30	0.40
2:J:101:SER:OG	3:Q:97:ASN:HB2	2.21	0.40
2:K:726:LEU:HD12	2:K:736:PHE:CD1	2.57	0.40
2:F:726:LEU:HD12	2:F:736:PHE:CD1	2.57	0.40
1:A:990:ARG:HH11	1:A:994:THR:HG23	1.87	0.40
1:B:990:ARG:HH11	1:B:994:THR:HG23	1.87	0.40

Continued on next page...

Continued from previous page...

Atom-1	Atom-2	Interatomic distance (Å)	Clash overlap (Å)
1:D:246:ARG:HH11	1:D:246:ARG:HG2	1.87	0.40
1:D:1081:MET:HE1	1:D:1085:PRO:HD3	2.04	0.40
2:E:726:LEU:HD12	2:E:736:PHE:CD1	2.57	0.40
3:M:131:VAL:C	3:M:133:GLN:H	2.30	0.40
1:A:1191:VAL:HG23	1:A:1191:VAL:O	2.22	0.40
1:B:143:MET:HE1	1:B:192:VAL:HG13	2.04	0.40
1:B:256:THR:CG2	2:F:702:ASP:CG	2.82	0.40
1:B:268:ASP:OD2	1:B:271:SER:OG	2.34	0.40
1:B:293:VAL:HG13	1:B:294:GLN:N	2.37	0.40
1:B:1152:VAL:HG12	1:B:1152:VAL:O	2.20	0.40
1:C:606:ASP:O	1:C:610:GLN:NE2	2.54	0.40
1:C:1081:MET:HE1	1:C:1085:PRO:HD3	2.04	0.40
1:D:228:GLU:OE1	1:D:228:GLU:N	2.51	0.40
1:D:377:THR:O	1:D:381:THR:HG23	2.22	0.40
1:D:711:LEU:HD23	1:D:711:LEU:C	2.46	0.40
2:J:726:LEU:HD12	2:J:736:PHE:CD1	2.57	0.40
2:G:727:ASN:HB2	2:H:262:GLN:HE22	1.81	0.40

There are no symmetry-related clashes.

5.3 Torsion angles [i](#)

5.3.1 Protein backbone [i](#)

In the following table, the Percentiles column shows the percent Ramachandran outliers of the chain as a percentile score with respect to all PDB entries followed by that with respect to all EM entries.

The Analysed column shows the number of residues for which the backbone conformation was analysed, and the total number of residues.

Mol	Chain	Analysed	Favoured	Allowed	Outliers	Percentiles	
1	A	1081/1263 (86%)	1044 (97%)	36 (3%)	1 (0%)	48	76
1	B	1081/1263 (86%)	1043 (96%)	37 (3%)	1 (0%)	48	76
1	C	1081/1263 (86%)	1043 (96%)	37 (3%)	1 (0%)	48	76
1	D	1081/1263 (86%)	1044 (97%)	36 (3%)	1 (0%)	48	76
2	E	840/904 (93%)	831 (99%)	9 (1%)	0	100	100
2	F	840/904 (93%)	831 (99%)	9 (1%)	0	100	100
2	G	840/904 (93%)	831 (99%)	9 (1%)	0	100	100

Continued on next page...

Continued from previous page...

Mol	Chain	Analysed	Favoured	Allowed	Outliers	Percentiles	
2	H	840/904 (93%)	830 (99%)	10 (1%)	0	100	100
2	I	840/904 (93%)	831 (99%)	9 (1%)	0	100	100
2	J	840/904 (93%)	831 (99%)	9 (1%)	0	100	100
2	K	840/904 (93%)	831 (99%)	9 (1%)	0	100	100
2	L	840/904 (93%)	831 (99%)	9 (1%)	0	100	100
3	M	117/204 (57%)	114 (97%)	3 (3%)	0	100	100
3	N	117/204 (57%)	112 (96%)	5 (4%)	0	100	100
3	O	117/204 (57%)	114 (97%)	3 (3%)	0	100	100
3	P	117/204 (57%)	112 (96%)	5 (4%)	0	100	100
3	Q	117/204 (57%)	114 (97%)	3 (3%)	0	100	100
3	R	117/204 (57%)	112 (96%)	5 (4%)	0	100	100
3	S	117/204 (57%)	114 (97%)	3 (3%)	0	100	100
3	T	117/204 (57%)	112 (96%)	5 (4%)	0	100	100
All	All	11980/13916 (86%)	11725 (98%)	251 (2%)	4 (0%)	100	100

All (4) Ramachandran outliers are listed below:

Mol	Chain	Res	Type
1	A	492	ALA
1	B	492	ALA
1	C	492	ALA
1	D	492	ALA

5.3.2 Protein sidechains [i](#)

In the following table, the Percentiles column shows the percent sidechain outliers of the chain as a percentile score with respect to all PDB entries followed by that with respect to all EM entries.

The Analysed column shows the number of residues for which the sidechain conformation was analysed, and the total number of residues.

Mol	Chain	Analysed	Rotameric	Outliers	Percentiles	
1	A	885/997 (89%)	885 (100%)	0	100	100
1	B	885/997 (89%)	885 (100%)	0	100	100
1	C	885/997 (89%)	885 (100%)	0	100	100

Continued on next page...

Continued from previous page...

Mol	Chain	Analysed	Rotameric	Outliers	Percentiles	
1	D	885/997 (89%)	885 (100%)	0	100	100
2	E	686/733 (94%)	686 (100%)	0	100	100
2	F	686/733 (94%)	686 (100%)	0	100	100
2	G	686/733 (94%)	686 (100%)	0	100	100
2	H	686/733 (94%)	686 (100%)	0	100	100
2	I	686/733 (94%)	686 (100%)	0	100	100
2	J	686/733 (94%)	686 (100%)	0	100	100
2	K	686/733 (94%)	686 (100%)	0	100	100
2	L	686/733 (94%)	686 (100%)	0	100	100
3	M	78/153 (51%)	78 (100%)	0	100	100
3	N	78/153 (51%)	78 (100%)	0	100	100
3	O	78/153 (51%)	78 (100%)	0	100	100
3	P	78/153 (51%)	78 (100%)	0	100	100
3	Q	78/153 (51%)	78 (100%)	0	100	100
3	R	78/153 (51%)	78 (100%)	0	100	100
3	S	78/153 (51%)	78 (100%)	0	100	100
3	T	78/153 (51%)	78 (100%)	0	100	100
All	All	9652/11076 (87%)	9652 (100%)	0	100	100

There are no protein residues with a non-rotameric sidechain to report.

Sometimes sidechains can be flipped to improve hydrogen bonding and reduce clashes. All (188) such sidechains are listed below:

Mol	Chain	Res	Type
1	A	47	GLN
1	A	116	GLN
1	A	420	GLN
1	A	594	HIS
1	A	620	GLN
1	A	843	ASN
1	A	1013	GLN
1	A	1014	GLN
1	A	1065	GLN
1	A	1234	ASN
1	B	47	GLN
1	B	116	GLN

Continued on next page...

Continued from previous page...

Mol	Chain	Res	Type
1	B	594	HIS
1	B	1013	GLN
1	B	1014	GLN
1	B	1065	GLN
1	B	1234	ASN
1	C	47	GLN
1	C	116	GLN
1	C	594	HIS
1	C	843	ASN
1	C	1013	GLN
1	C	1014	GLN
1	C	1065	GLN
1	C	1234	ASN
1	D	47	GLN
1	D	116	GLN
1	D	594	HIS
1	D	1013	GLN
1	D	1014	GLN
1	D	1065	GLN
1	D	1234	ASN
2	I	95	ASN
2	I	112	ASN
2	I	163	HIS
2	I	216	ASN
2	I	232	ASN
2	I	262	GLN
2	I	349	GLN
2	I	355	GLN
2	I	359	GLN
2	I	475	GLN
2	I	496	ASN
2	I	553	ASN
2	I	583	ASN
2	I	727	ASN
2	I	747	ASN
2	J	95	ASN
2	J	100	ASN
2	J	112	ASN
2	J	163	HIS
2	J	232	ASN
2	J	262	GLN
2	J	349	GLN

Continued on next page...

Continued from previous page...

Mol	Chain	Res	Type
2	J	355	GLN
2	J	359	GLN
2	J	467	GLN
2	J	475	GLN
2	J	553	ASN
2	J	583	ASN
2	J	591	GLN
2	J	705	ASN
2	J	717	ASN
2	J	727	ASN
2	J	737	ASN
2	J	747	ASN
2	J	806	ASN
2	K	95	ASN
2	K	112	ASN
2	K	163	HIS
2	K	216	ASN
2	K	232	ASN
2	K	262	GLN
2	K	349	GLN
2	K	355	GLN
2	K	359	GLN
2	K	467	GLN
2	K	475	GLN
2	K	496	ASN
2	K	553	ASN
2	K	583	ASN
2	K	727	ASN
2	K	747	ASN
2	L	95	ASN
2	L	112	ASN
2	L	163	HIS
2	L	232	ASN
2	L	262	GLN
2	L	349	GLN
2	L	355	GLN
2	L	359	GLN
2	L	467	GLN
2	L	475	GLN
2	L	553	ASN
2	L	583	ASN
2	L	591	GLN

Continued on next page...

Continued from previous page...

Mol	Chain	Res	Type
2	L	705	ASN
2	L	717	ASN
2	L	727	ASN
2	L	737	ASN
2	L	747	ASN
2	L	806	ASN
2	L	882	ASN
2	E	95	ASN
2	E	112	ASN
2	E	163	HIS
2	E	216	ASN
2	E	262	GLN
2	E	349	GLN
2	E	355	GLN
2	E	359	GLN
2	E	475	GLN
2	E	496	ASN
2	E	553	ASN
2	E	583	ASN
2	E	727	ASN
2	E	747	ASN
2	E	882	ASN
2	F	95	ASN
2	F	112	ASN
2	F	163	HIS
2	F	232	ASN
2	F	262	GLN
2	F	349	GLN
2	F	355	GLN
2	F	359	GLN
2	F	467	GLN
2	F	475	GLN
2	F	553	ASN
2	F	583	ASN
2	F	591	GLN
2	F	705	ASN
2	F	717	ASN
2	F	727	ASN
2	F	737	ASN
2	F	747	ASN
2	F	806	ASN
2	G	95	ASN

Continued on next page...

Continued from previous page...

Mol	Chain	Res	Type
2	G	112	ASN
2	G	163	HIS
2	G	216	ASN
2	G	232	ASN
2	G	262	GLN
2	G	349	GLN
2	G	355	GLN
2	G	359	GLN
2	G	475	GLN
2	G	496	ASN
2	G	553	ASN
2	G	727	ASN
2	G	747	ASN
2	G	882	ASN
2	H	95	ASN
2	H	112	ASN
2	H	163	HIS
2	H	232	ASN
2	H	262	GLN
2	H	349	GLN
2	H	355	GLN
2	H	359	GLN
2	H	467	GLN
2	H	475	GLN
2	H	553	ASN
2	H	583	ASN
2	H	591	GLN
2	H	705	ASN
2	H	717	ASN
2	H	727	ASN
2	H	737	ASN
2	H	747	ASN
2	H	806	ASN
3	M	115	ASN
3	N	104	GLN
3	N	111	ASN
3	N	115	ASN
3	O	115	ASN
3	P	104	GLN
3	P	111	ASN
3	P	115	ASN
3	Q	115	ASN

Continued on next page...

Continued from previous page...

Mol	Chain	Res	Type
3	R	104	GLN
3	R	111	ASN
3	R	115	ASN
3	S	115	ASN
3	S	129	ASN
3	T	104	GLN
3	T	111	ASN
3	T	115	ASN

5.3.3 RNA [i](#)

There are no RNA molecules in this entry.

5.4 Non-standard residues in protein, DNA, RNA chains [i](#)

There are no non-standard protein/DNA/RNA residues in this entry.

5.5 Carbohydrates [i](#)

There are no oligosaccharides in this entry.

5.6 Ligand geometry [i](#)

There are no ligands in this entry.

5.7 Other polymers [i](#)

There are no such residues in this entry.

5.8 Polymer linkage issues [i](#)

There are no chain breaks in this entry.


6 Map visualisation [i](#)

This section contains visualisations of the EMDB entry EMD-43110. These allow visual inspection of the internal detail of the map and identification of artifacts.


Images derived from a raw map, generated by summing the deposited half-maps, are presented below the corresponding image components of the primary map to allow further visual inspection and comparison with those of the primary map.

6.1 Orthogonal projections [i](#)

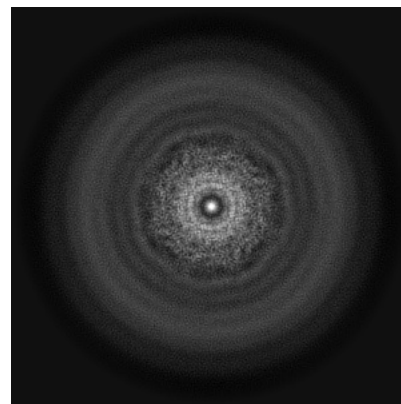
6.1.1 Primary map



X




Y




Z

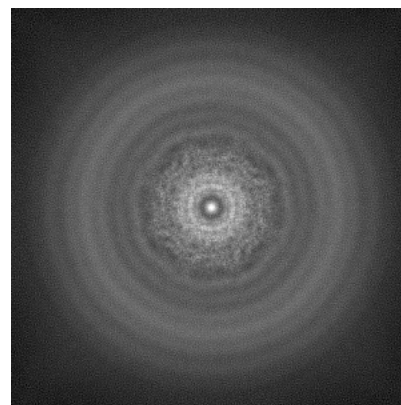
6.1.2 Raw map



X



Y

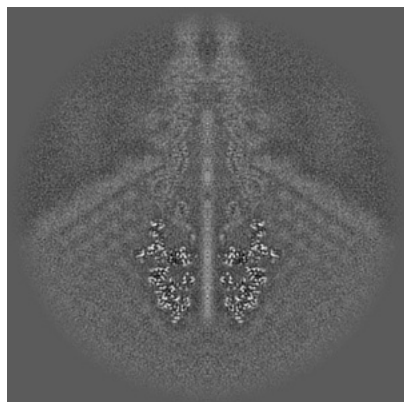


Z

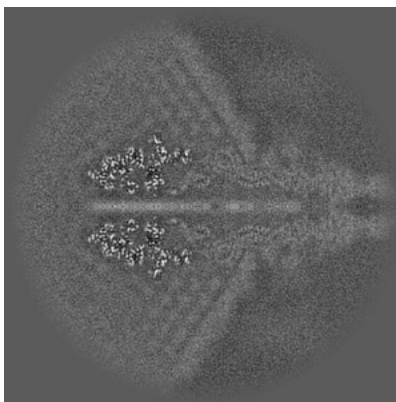
The images above show the map projected in three orthogonal directions.

6.2 Central slices [i](#)


6.2.1 Primary map



X Index: 192

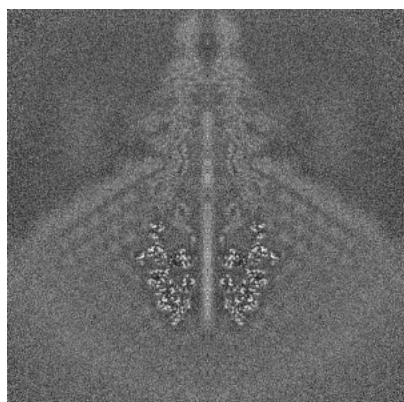


Y Index: 192

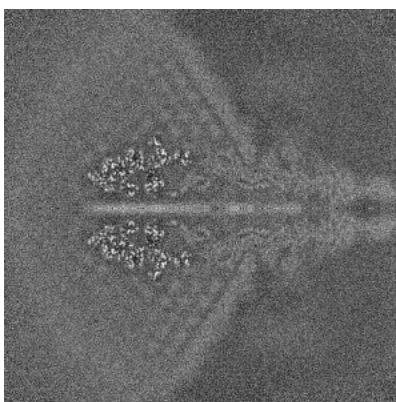


Z Index: 192

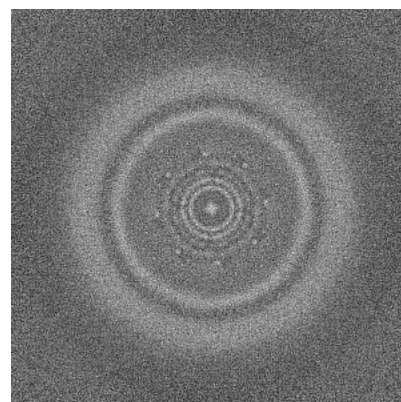
6.2.2 Raw map



X Index: 192



Y Index: 192

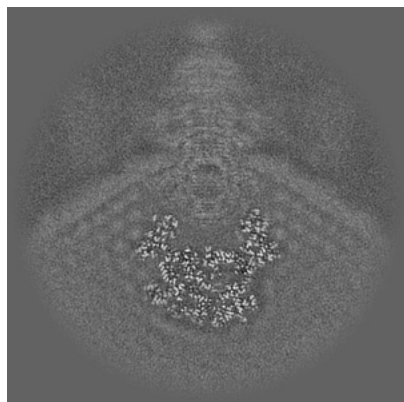


Z Index: 192

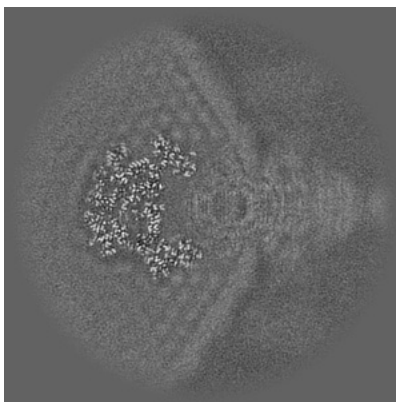
The images above show central slices of the map in three orthogonal directions.

6.3 Largest variance slices [i](#)


6.3.1 Primary map



X Index: 218




Y Index: 218




Z Index: 146

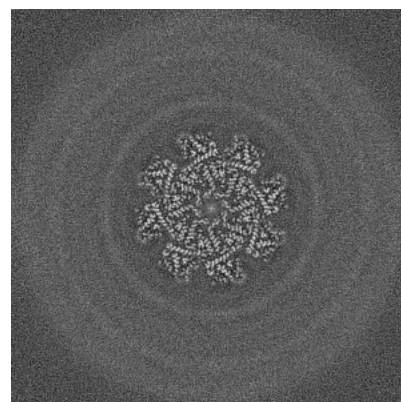
6.3.2 Raw map



X Index: 0



Y Index: 0

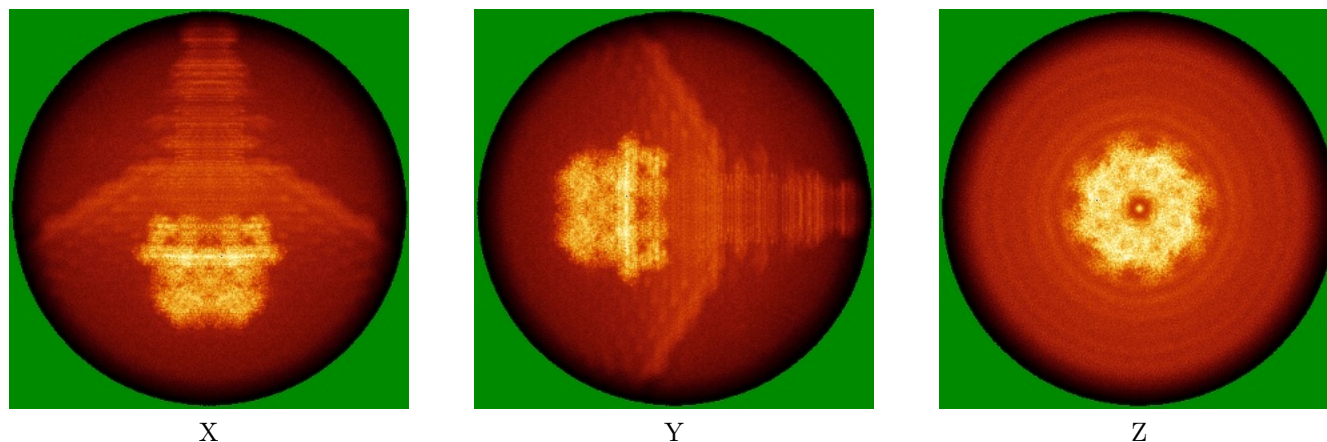


Z Index: 146


The images above show the largest variance slices of the map in three orthogonal directions.

6.4 Orthogonal standard-deviation projections (False-color) [i](#)

6.4.1 Primary map




6.4.2 Raw map



The images above show the map standard deviation projections with false color in three orthogonal directions. Minimum values are shown in green, max in blue, and dark to light orange shades represent small to large values respectively.


6.5 Orthogonal surface views [i](#)

6.5.1 Primary map



The images above show the 3D surface view of the map at the recommended contour level 0.28. These images, in conjunction with the slice images, may facilitate assessment of whether an appropriate contour level has been provided.

6.5.2 Raw map



These images show the 3D surface of the raw map. The raw map's contour level was selected so that its surface encloses the same volume as the primary map does at its recommended contour level.

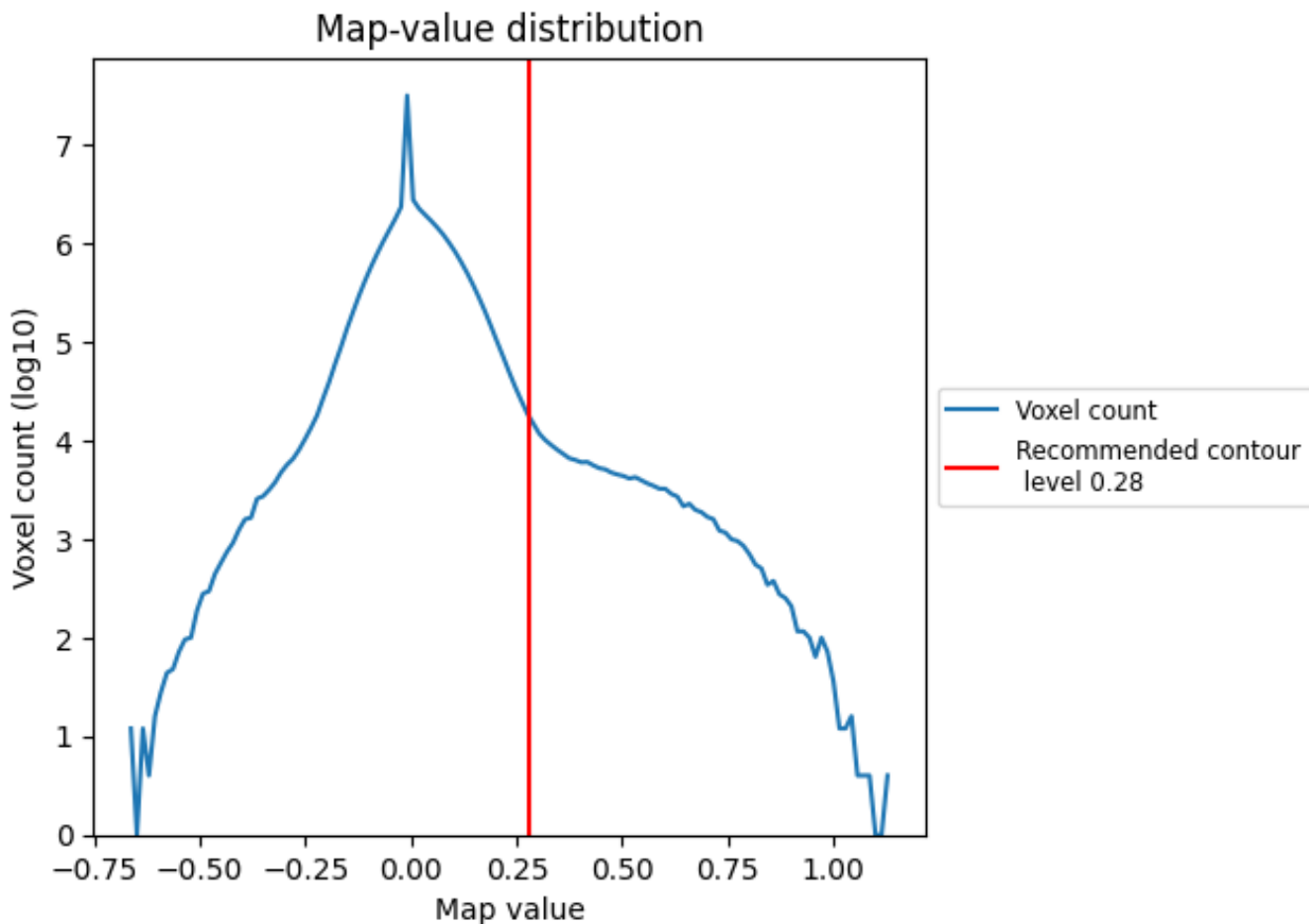
6.6 Mask visualisation [i](#)

This section was not generated. No masks/segmentation were deposited.

7 Map analysis [i](#)

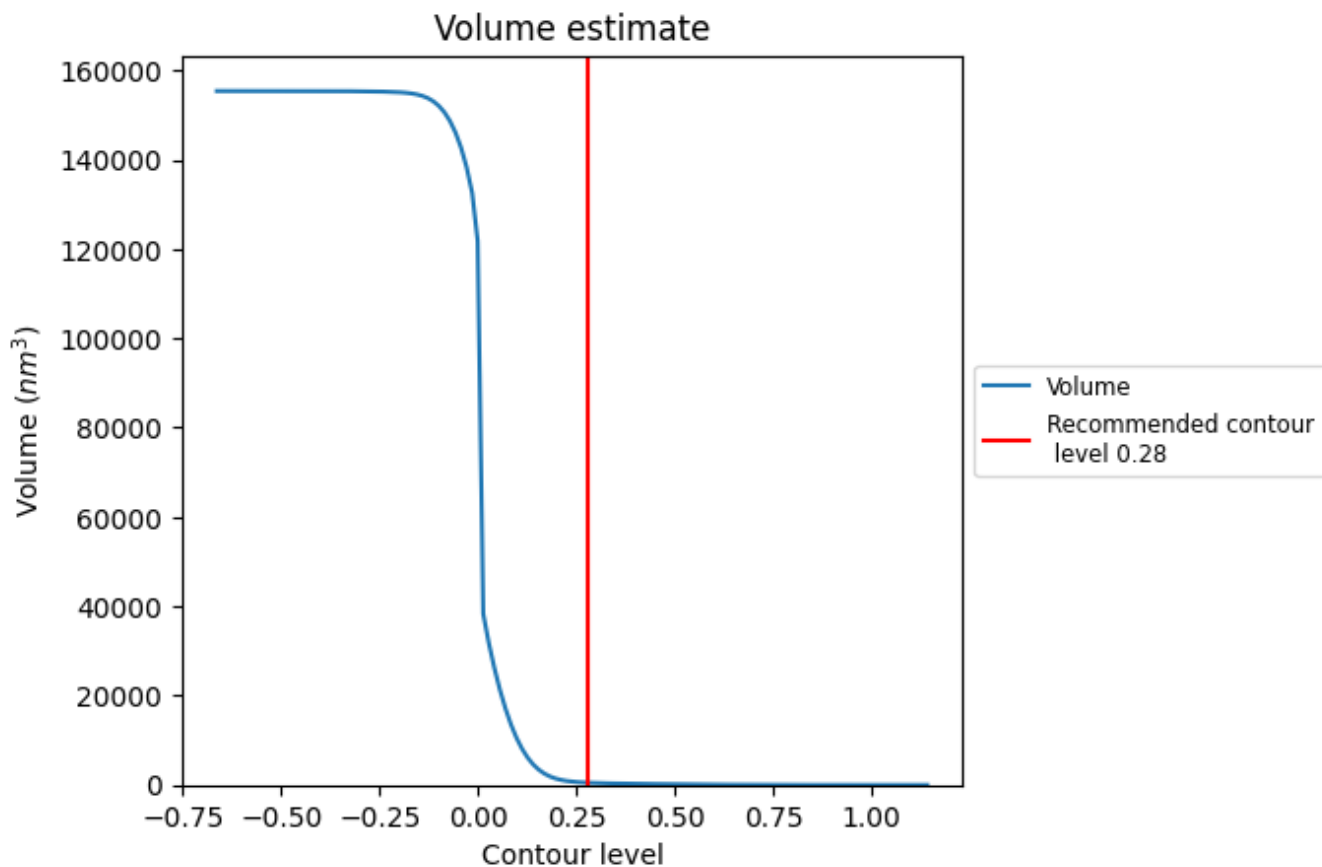
This section contains the results of statistical analysis of the map.

7.1 Map-value distribution [i](#)



The map-value distribution is plotted in 128 intervals along the x-axis. The y-axis is logarithmic. A spike in this graph at zero usually indicates that the volume has been masked.

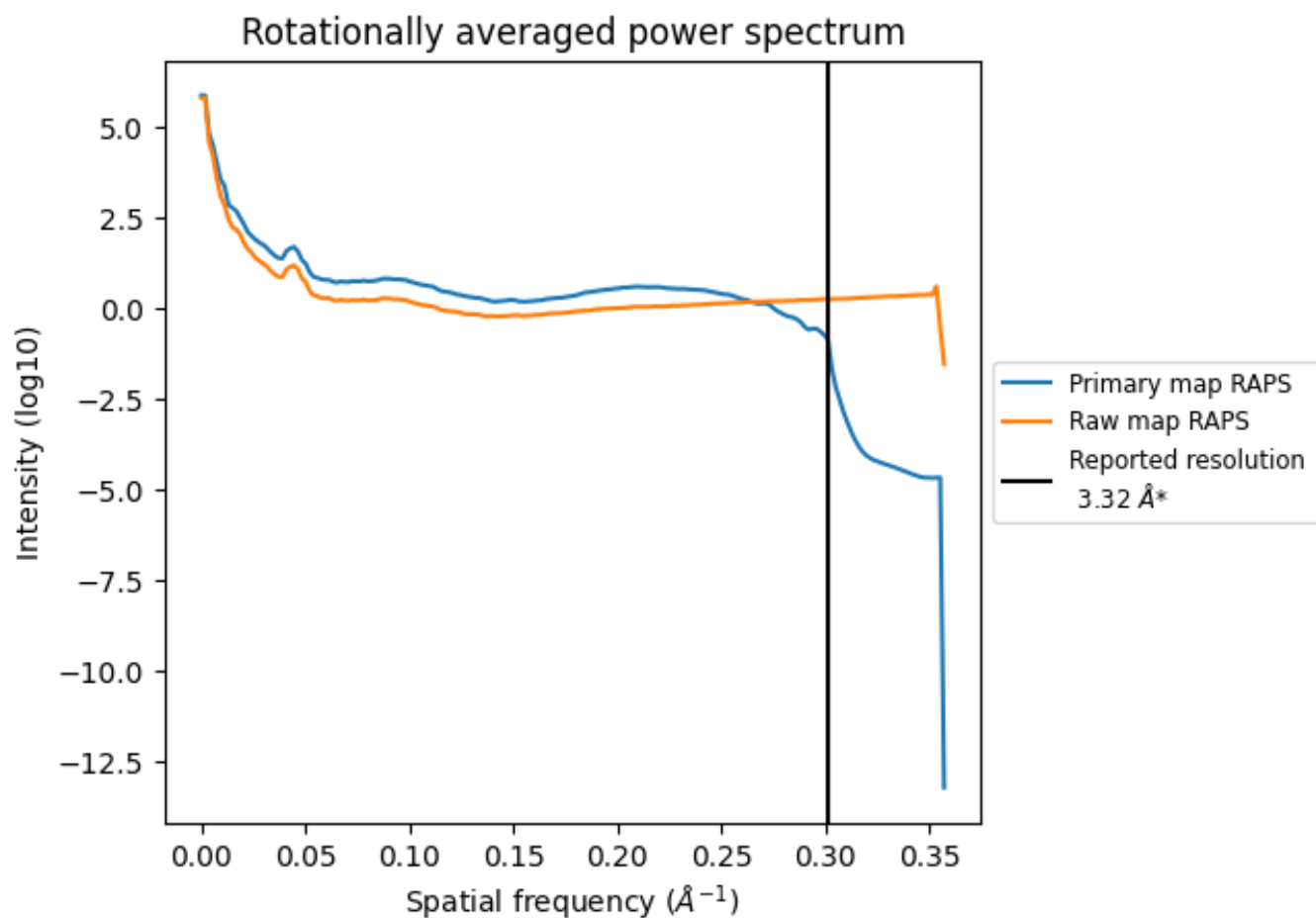
7.2 Volume estimate [i](#)



The volume at the recommended contour level is 494 nm^3 ; this corresponds to an approximate mass of 447 kDa.

The volume estimate graph shows how the enclosed volume varies with the contour level. The recommended contour level is shown as a vertical line and the intersection between the line and the curve gives the volume of the enclosed surface at the given level.

7.3 Rotationally averaged power spectrum i

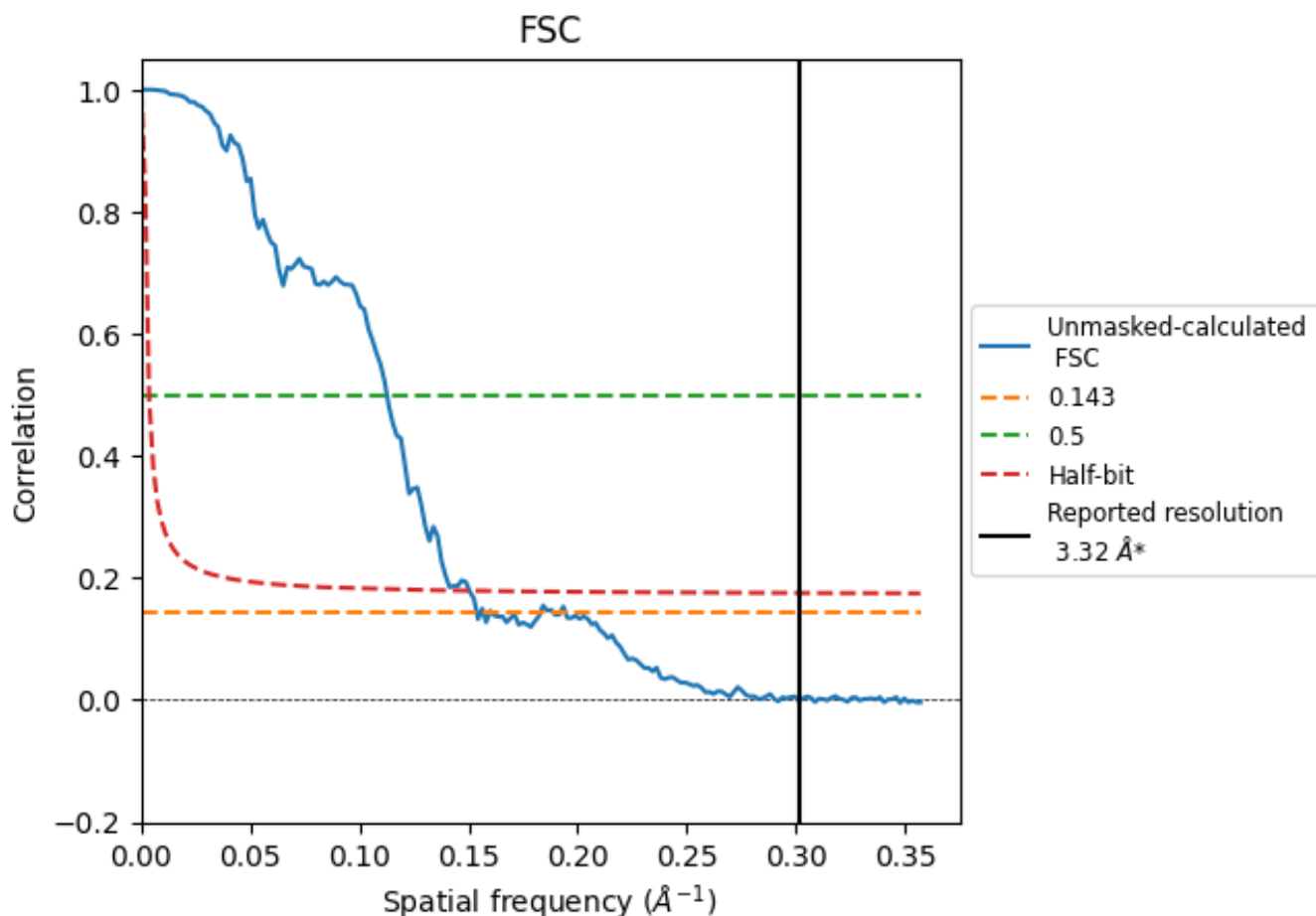


*Reported resolution corresponds to spatial frequency of 0.301 \AA^{-1}

8 Fourier-Shell correlation [i](#)

Fourier-Shell Correlation (FSC) is the most commonly used method to estimate the resolution of single-particle and subtomogram-averaged maps. The shape of the curve depends on the imposed symmetry, mask and whether or not the two 3D reconstructions used were processed from a common reference. The reported resolution is shown as a black line. A curve is displayed for the half-bit criterion in addition to lines showing the 0.143 gold standard cut-off and 0.5 cut-off.

8.1 FSC [i](#)



*Reported resolution corresponds to spatial frequency of 0.301 Å⁻¹

8.2 Resolution estimates [i](#)


Resolution estimate (Å)	Estimation criterion (FSC cut-off)		
	0.143	0.5	Half-bit
Reported by author	3.32	-	-
Author-provided FSC curve	-	-	-
Unmasked-calculated*	6.50	8.88	6.65

*Resolution estimate based on FSC curve calculated by comparison of deposited half-maps. The value from deposited half-maps intersecting FSC 0.143 CUT-OFF 6.50 differs from the reported value 3.32 by more than 10 %

9 Map-model fit [i](#)


This section contains information regarding the fit between EMDB map EMD-43110 and PDB model 8VB2. Per-residue inclusion information can be found in section 3 on page 6.

9.1 Map-model overlay [i](#)



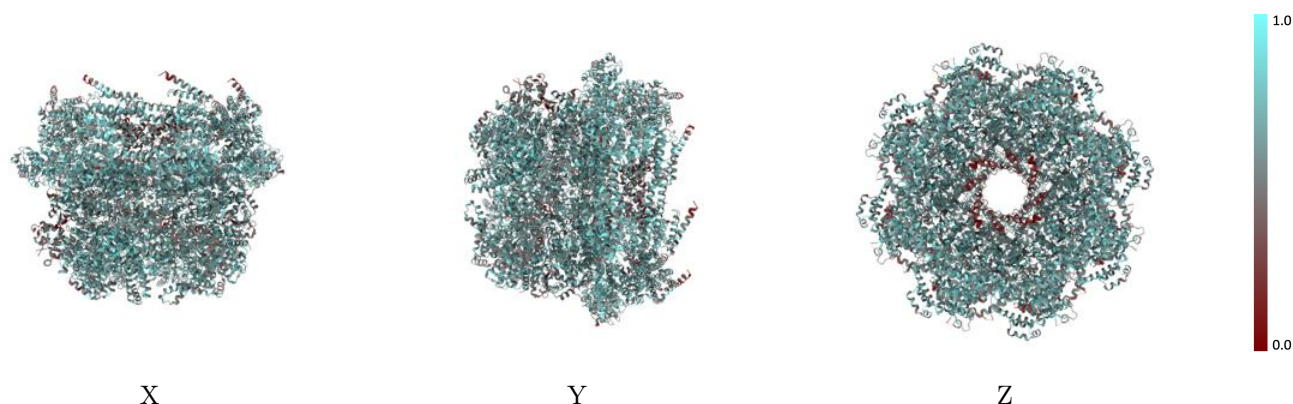
The images above show the 3D surface view of the map at the recommended contour level 0.28 at 50% transparency in yellow overlaid with a ribbon representation of the model coloured in blue. These images allow for the visual assessment of the quality of fit between the atomic model and the map.

9.2 Q-score mapped to coordinate model [i](#)



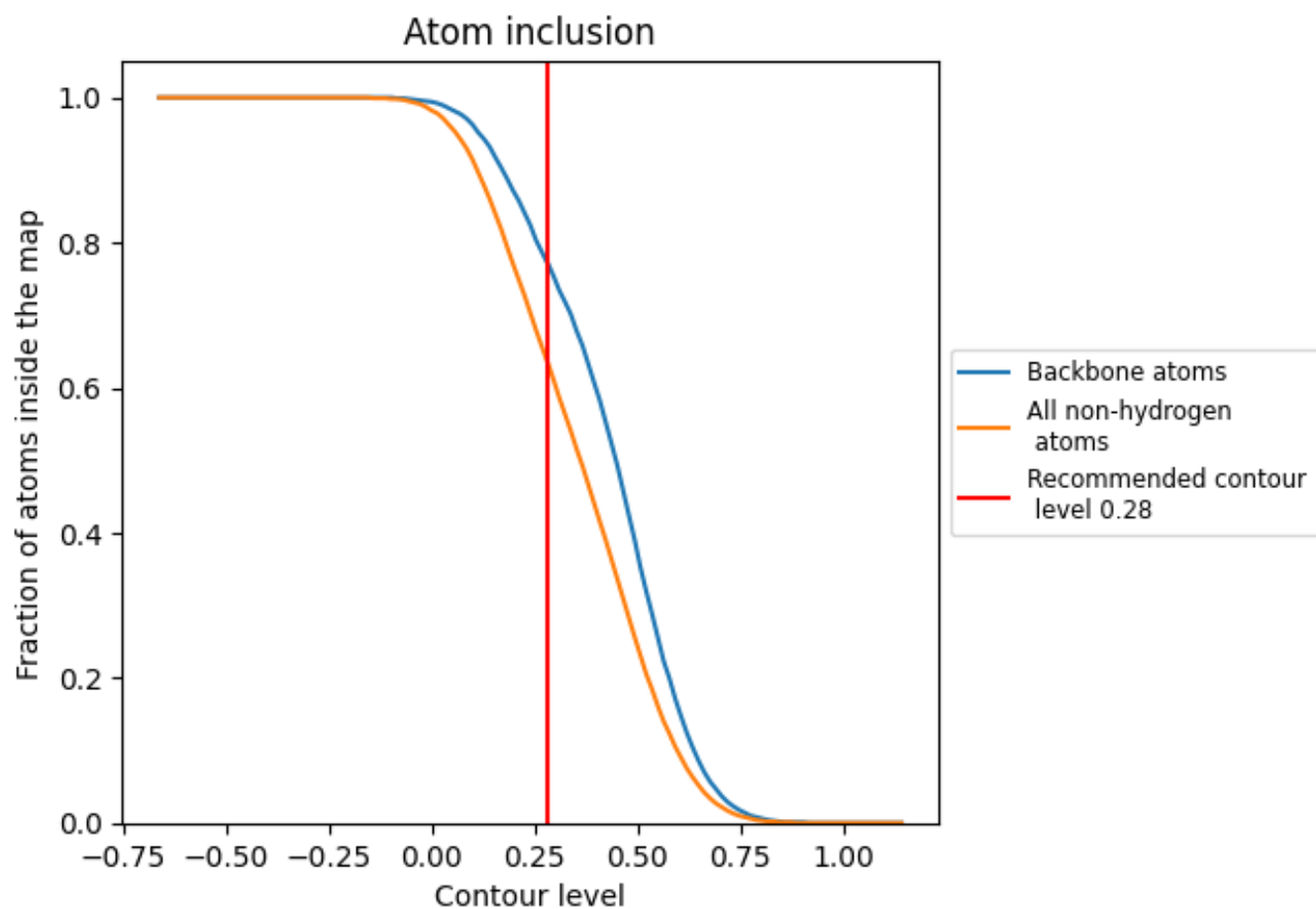
The images above show the model with each residue coloured according to its Q-score. This shows their resolvability in the map with higher Q-score values reflecting better resolvability. Please note: Q-score is calculating the resolvability of atoms, and thus high values are only expected at resolutions at which atoms can be resolved. Low Q-score values may therefore be expected for many entries.

9.3 Atom inclusion mapped to coordinate model [i](#)



The images above show the model with each residue coloured according to its atom inclusion. This shows to what extent they are inside the map at the recommended contour level (0.28).











































9.4 Atom inclusion [i](#)



At the recommended contour level, 77% of all backbone atoms, 64% of all non-hydrogen atoms, are inside the map.

9.5 Map-model fit summary [i](#)

The table lists the average atom inclusion at the recommended contour level (0.28) and Q-score for the entire model and for each chain.

Chain	Atom inclusion	Q-score
All	 0.6370	 0.4980
A	 0.6350	 0.5210
B	 0.6350	 0.5220
C	 0.6350	 0.5220
D	 0.6350	 0.5210
E	 0.6590	 0.4960
F	 0.6440	 0.4820
G	 0.6590	 0.4960
H	 0.6440	 0.4810
I	 0.6590	 0.4970
J	 0.6440	 0.4810
K	 0.6590	 0.4960
L	 0.6440	 0.4810
M	 0.5410	 0.4570
N	 0.5340	 0.4570
O	 0.5410	 0.4570
P	 0.5340	 0.4580
Q	 0.5420	 0.4600
R	 0.5340	 0.4600
S	 0.5420	 0.4570
T	 0.5340	 0.4580

