



# Full wwPDB NMR Structure Validation Report ⓘ

Mar 5, 2026 – 08:48 PM UTC

PDB ID : 2RT8 / pdb\_00002rt8  
BMRB ID : 11528  
Title : Structure of metallo-dna in solution  
Authors : Yamaguchi, H.; Sebera, J.; Kondo, J.; Oda, S.; Komuro, T.; Kawamura, T.;  
Dairaku, T.; Kondo, Y.; Okamoto, I.; Ono, A.; Burda, J.V.; Kojima, C.;  
Sychrovsky, V.; Tanaka, Y.  
Deposited on : 2013-06-18

This is a Full wwPDB NMR Structure Validation Report for a publicly released PDB entry.

We welcome your comments at [validation@mail.wwpdb.org](mailto:validation@mail.wwpdb.org)

A user guide is available at

<https://www.wwpdb.org/validation/2017/NMRValidationReportHelp>

with specific help available everywhere you see the ⓘ symbol.

The types of validation reports are described at

<http://www.wwpdb.org/validation/2017/FAQs#types>.

---

The following versions of software and data (see [references ⓘ](#)) were used in the production of this report:

MolProbity : 4-5-2 with Phenix2.0  
Percentile statistics : 20250101.v01 (using entries in the PDB archive January 1st 2025)  
wwPDB-RCI : v\_1n\_11\_5\_13\_A (Berjanski et al., 2005)  
PANAV : Wang et al. (2010)  
wwPDB-ShiftChecker : v1.2  
BMRB Restraints Analysis : v1.2  
Ideal geometry (proteins) : Engh & Huber (2001)  
Ideal geometry (DNA, RNA) : Parkinson et al. (1996)  
Validation Pipeline (wwPDB-VP) : 2.49

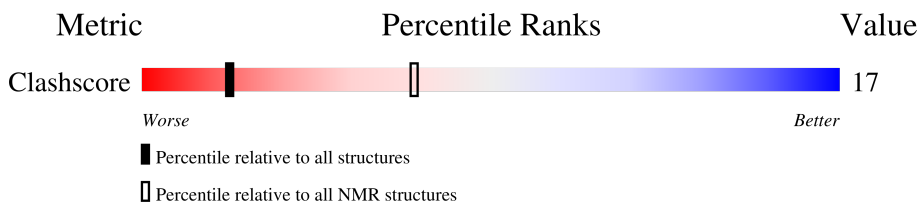
# 1 Overall quality at a glance

The following experimental techniques were used to determine the structure:

*SOLUTION NMR*



The overall completeness of chemical shifts assignment is 52%.

Percentile scores (ranging between 0-100) for global validation metrics of the entry are shown in the following graphic. The table shows the number of entries on which the scores are based.



Metric	Whole archive (#Entries)	NMR archive (#Entries)
Clashscore	229148	14424

The table below summarises the geometric issues observed across the polymeric chains and their fit to the experimental data. The red, orange, yellow and green segments indicate the fraction of residues that contain outliers for  $\geq 3$ , 2, 1 and 0 types of geometric quality criteria. A cyan segment indicates the fraction of residues that are not part of the well-defined cores, and a grey segment represents the fraction of residues that are not modelled. The numeric value for each fraction is indicated below the corresponding segment, with a dot representing fractions  $\leq 5\%$

Mol	Chain	Length	Quality of chain
1	A	10	
2	B	10	

## 2 Ensemble composition and analysis

This entry contains 17 models. This entry does not contain polypeptide chains, therefore identification of well-defined residues and clustering analysis are not possible. All residues are included in the validation scores.

### 3 Entry composition

There are 3 unique types of molecules in this entry. The entry contains 629 atoms, of which 225 are hydrogens and 0 are deuteriums.

- Molecule 1 is a DNA chain called DNA (5'-D(\*CP\*GP\*CP\*GP\*TP\*TP\*GP\*TP\*CP\*C)-3').

Mol	Chain	Residues	Atoms					Trace	
			Total	C	H	N	O		P
1	A	10	312	96	113	33	61	9	0

- Molecule 2 is a DNA chain called DNA (5'-D(\*GP\*GP\*AP\*CP\*TP\*TP\*CP\*GP\*CP\*G)-3').

Mol	Chain	Residues	Atoms					Trace	
			Total	C	H	N	O		P
2	B	10	315	97	112	38	59	9	0

- Molecule 3 is MERCURY (II) ION (CCD ID: HG) (formula: Hg).

Mol	Chain	Residues	Atoms	
			Total	Hg
3	A	2	2	2


## 4 Residue-property plots

### 4.1 Average score per residue in the NMR ensemble

These plots are provided for all protein, RNA, DNA and oligosaccharide chains in the entry. The first graphic is the same as shown in the summary in section 1 of this report. The second graphic shows the sequence where residues are colour-coded according to the number of geometric quality criteria for which they contain at least one outlier: green = 0, yellow = 1, orange = 2 and red = 3 or more. Stretches of 2 or more consecutive residues without any outliers are shown as green connectors. Residues which are classified as ill-defined in the NMR ensemble, are shown in cyan with an underline colour-coded according to the previous scheme. Residues which were present in the experimental sample, but not modelled in the final structure are shown in grey.

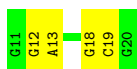
- Molecule 1: DNA (5'-D(\*CP\*GP\*CP\*GP\*TP\*TP\*GP\*TP\*CP\*C)-3')

Chain A: 



- Molecule 2: DNA (5'-D(\*GP\*GP\*AP\*CP\*TP\*TP\*CP\*GP\*CP\*G)-3')

Chain B: 



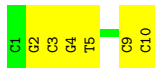
### 4.2 Scores per residue for each member of the ensemble

Colouring as in section 4.1 above.

#### 4.2.1 Score per residue for model 1

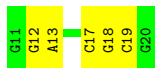
- Molecule 1: DNA (5'-D(\*CP\*GP\*CP\*GP\*TP\*TP\*GP\*TP\*CP\*C)-3')

Chain A: 



- Molecule 2: DNA (5'-D(\*GP\*GP\*AP\*CP\*TP\*TP\*CP\*GP\*CP\*G)-3')

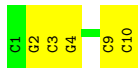
Chain B: 



### 4.2.2 Score per residue for model 2

- Molecule 1: DNA (5'-D(\*CP\*GP\*CP\*GP\*TP\*TP\*GP\*TP\*CP\*C)-3')

Chain A:  50% 50%



- Molecule 2: DNA (5'-D(\*GP\*GP\*AP\*CP\*TP\*TP\*CP\*GP\*CP\*G)-3')

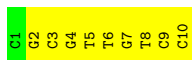
Chain B:  60% 40%



### 4.2.3 Score per residue for model 3

- Molecule 1: DNA (5'-D(\*CP\*GP\*CP\*GP\*TP\*TP\*GP\*TP\*CP\*C)-3')

Chain A:  10% 90%



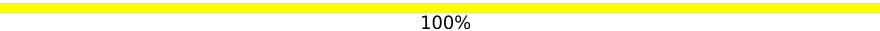
- Molecule 2: DNA (5'-D(\*GP\*GP\*AP\*CP\*TP\*TP\*CP\*GP\*CP\*G)-3')

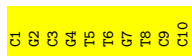
Chain B:  60% 40%



### 4.2.4 Score per residue for model 4

- Molecule 1: DNA (5'-D(\*CP\*GP\*CP\*GP\*TP\*TP\*GP\*TP\*CP\*C)-3')

Chain A:  100%




- Molecule 2: DNA (5'-D(\*GP\*GP\*AP\*CP\*TP\*TP\*CP\*GP\*CP\*G)-3')


Chain B:  60% 40%



#### 4.2.5 Score per residue for model 5

- Molecule 1: DNA (5'-D(\*CP\*GP\*CP\*GP\*TP\*TP\*GP\*TP\*CP\*C)-3')

Chain A:  100%

 C1 G2 C3 G4 T5 T6 G7 T8 C9 C10

- Molecule 2: DNA (5'-D(\*GP\*GP\*AP\*CP\*TP\*TP\*CP\*GP\*CP\*G)-3')


Chain B:  30% 70%

 G11 G12 A13 C14 T15 T16 C17 G18 C19 G20

#### 4.2.6 Score per residue for model 6

- Molecule 1: DNA (5'-D(\*CP\*GP\*CP\*GP\*TP\*TP\*GP\*TP\*CP\*C)-3')

Chain A:  20% 80%

 C1 G2 C3 G4 T5 T6 C9 C10

- Molecule 2: DNA (5'-D(\*GP\*GP\*AP\*CP\*TP\*TP\*CP\*GP\*CP\*G)-3')

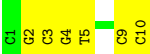
Chain B:  50% 50%

 G11 G12 A13 G18 C19 G20


#### 4.2.7 Score per residue for model 7

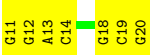
- Molecule 1: DNA (5'-D(\*CP\*GP\*CP\*GP\*TP\*TP\*GP\*TP\*CP\*C)-3')

Chain A:  40% 60%

 C1 G2 C3 G4 T5 C9 C10


- Molecule 2: DNA (5'-D(\*GP\*GP\*AP\*CP\*TP\*TP\*CP\*GP\*CP\*G)-3')


Chain B:  30% 70%

 G11 G12 A13 C14 G18 C19 G20

#### 4.2.8 Score per residue for model 8

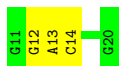
- Molecule 1: DNA (5'-D(\*CP\*GP\*CP\*GP\*TP\*TP\*GP\*TP\*CP\*C)-3')

Chain A:  30% 70%



- Molecule 2: DNA (5'-D(\*GP\*GP\*AP\*CP\*TP\*TP\*CP\*GP\*CP\*G)-3')


Chain B:  70% 30%



#### 4.2.9 Score per residue for model 9

- Molecule 1: DNA (5'-D(\*CP\*GP\*CP\*GP\*TP\*TP\*GP\*TP\*CP\*C)-3')

Chain A:  20% 80%



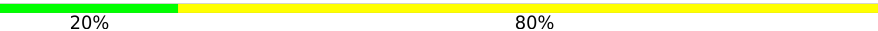
- Molecule 2: DNA (5'-D(\*GP\*GP\*AP\*CP\*TP\*TP\*CP\*GP\*CP\*G)-3')

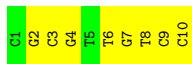
Chain B:  50% 50%



#### 4.2.10 Score per residue for model 10

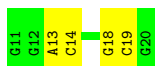
- Molecule 1: DNA (5'-D(\*CP\*GP\*CP\*GP\*TP\*TP\*GP\*TP\*CP\*C)-3')

Chain A:  20% 80%



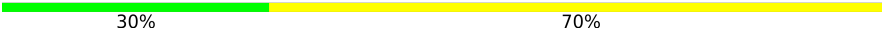
- Molecule 2: DNA (5'-D(\*GP\*GP\*AP\*CP\*TP\*TP\*CP\*GP\*CP\*G)-3')

Chain B:  60% 40%



#### 4.2.11 Score per residue for model 11

- Molecule 1: DNA (5'-D(\*CP\*GP\*CP\*GP\*TP\*TP\*GP\*TP\*CP\*C)-3')

Chain A:  30% 70%



- Molecule 2: DNA (5'-D(\*GP\*GP\*AP\*CP\*TP\*TP\*CP\*GP\*CP\*G)-3')


Chain B:  20% 80%



#### 4.2.12 Score per residue for model 12

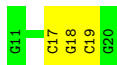
- Molecule 1: DNA (5'-D(\*CP\*GP\*CP\*GP\*TP\*TP\*GP\*TP\*CP\*C)-3')

Chain A:  30% 70%




- Molecule 2: DNA (5'-D(\*GP\*GP\*AP\*CP\*TP\*TP\*CP\*GP\*CP\*G)-3')

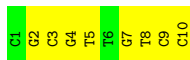
Chain B:  70% 30%



#### 4.2.13 Score per residue for model 13

- Molecule 1: DNA (5'-D(\*CP\*GP\*CP\*GP\*TP\*TP\*GP\*TP\*CP\*C)-3')

Chain A:  20% 80%



- Molecule 2: DNA (5'-D(\*GP\*GP\*AP\*CP\*TP\*TP\*CP\*GP\*CP\*G)-3')

Chain B:  70% 30%



#### 4.2.14 Score per residue for model 14

- Molecule 1: DNA (5'-D(\*CP\*GP\*CP\*GP\*TP\*TP\*GP\*TP\*CP\*C)-3')



- Molecule 2: DNA (5'-D(\*GP\*GP\*AP\*CP\*TP\*TP\*CP\*GP\*CP\*G)-3')



#### 4.2.15 Score per residue for model 15

- Molecule 1: DNA (5'-D(\*CP\*GP\*CP\*GP\*TP\*TP\*GP\*TP\*CP\*C)-3')



- Molecule 2: DNA (5'-D(\*GP\*GP\*AP\*CP\*TP\*TP\*CP\*GP\*CP\*G)-3')



#### 4.2.16 Score per residue for model 16

- Molecule 1: DNA (5'-D(\*CP\*GP\*CP\*GP\*TP\*TP\*GP\*TP\*CP\*C)-3')

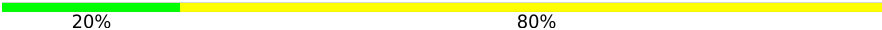



- Molecule 2: DNA (5'-D(\*GP\*GP\*AP\*CP\*TP\*TP\*CP\*GP\*CP\*G)-3')



#### 4.2.17 Score per residue for model 17

- Molecule 1: DNA (5'-D(\*CP\*GP\*CP\*GP\*TP\*TP\*GP\*TP\*CP\*C)-3')

Chain A:  20% 80%



- Molecule 2: DNA (5'-D(\*GP\*GP\*AP\*CP\*TP\*TP\*CP\*GP\*CP\*G)-3')

Chain B:  50% 50%



## 5 Refinement protocol and experimental data overview

The models were refined using the following method: *SIMMULATED ANNEALING*.

Of the 100 calculated structures, 17 were deposited, based on the following criterion: *structures with the lowest energy*.

The following table shows the software used for structure solution, optimisation and refinement.

Software name	Classification	Version
X-PLOR	structure solution	3.851
X-PLOR	refinement	3.851
MARDIGRAS	structure solution	

The following table shows chemical shift validation statistics as aggregates over all chemical shift files. Detailed validation can be found in section 7 of this report.

Chemical shift file(s)	working_cs.cif
Number of chemical shift lists	1
Total number of shifts	220
Number of shifts mapped to atoms	220
Number of unparsed shifts	0
Number of shifts with mapping errors	0
Number of shifts with mapping warnings	0
Assignment completeness (well-defined parts)	52%

## 6 Model quality i

### 6.1 Standard geometry i

Bond lengths and bond angles in the following residue types are not validated in this section:  
HG

There are no covalent bond-length or bond-angle outliers.

There are no bond-length outliers.

There are no bond-angle outliers.

There are no chirality outliers.

There are no planarity outliers.

### 6.2 Too-close contacts i

In the following table, the Non-H and H(model) columns list the number of non-hydrogen atoms and hydrogen atoms in each chain respectively. The H(added) column lists the number of hydrogen atoms added and optimized by MolProbity. The Clashes column lists the number of clashes averaged over the ensemble.

Mol	Chain	Non-H	H(model)	H(added)	Clashes
1	A	199	113	113	7±2
2	B	203	112	112	4±2
All	All	6868	3825	3825	180

The all-atom clashscore is defined as the number of clashes found per 1000 atoms (including hydrogen atoms). The all-atom clashscore for this structure is 17.

All unique clashes are listed below, sorted by their clash magnitude.

Atom-1	Atom-2	Clash(Å)	Distance(Å)	Models	
				Worst	Total
1:A:2:DG:H4'	1:A:3:DC:OP1	0.79	1.76	15	2
1:A:9:DC:H1'	1:A:10:DC:O5'	0.76	1.80	13	3
2:B:13:DA:H4'	2:B:14:DC:OP1	0.75	1.81	10	1
1:A:2:DG:H2''	1:A:3:DC:OP2	0.73	1.83	9	15
2:B:12:DG:H2''	2:B:13:DA:OP2	0.73	1.83	11	13
1:A:7:DG:H2''	1:A:8:DT:OP2	0.70	1.85	10	1
1:A:2:DG:C4'	1:A:3:DC:OP1	0.64	2.44	15	2
2:B:12:DG:H4'	2:B:13:DA:OP1	0.64	1.93	7	1
1:A:9:DC:H2''	1:A:10:DC:OP2	0.58	1.99	6	13
1:A:4:DG:H4'	1:A:4:DG:OP1	0.57	1.99	3	1
1:A:4:DG:H2''	1:A:5:DT:O5'	0.55	2.00	3	1

*Continued on next page...*

*Continued from previous page...*

Atom-1	Atom-2	Clash(Å)	Distance(Å)	Models	
				Worst	Total
1:A:7:DG:C1'	1:A:8:DT:OP1	0.54	2.56	17	2
1:A:9:DC:C1'	1:A:10:DC:O5'	0.54	2.56	12	3
2:B:18:DG:H2''	2:B:19:DC:OP2	0.53	2.04	11	12
1:A:3:DC:H1'	1:A:4:DG:O5'	0.52	2.04	1	11
1:A:1:DC:C4'	1:A:2:DG:OP1	0.51	2.58	9	1
2:B:18:DG:C4'	2:B:19:DC:OP1	0.51	2.59	1	1
1:A:3:DC:H2''	1:A:4:DG:O5'	0.51	2.05	3	1
2:B:15:DT:H4'	2:B:16:DT:OP1	0.51	2.06	11	4
2:B:11:DG:H1'	2:B:12:DG:OP1	0.50	2.07	11	1
1:A:5:DT:C1'	1:A:6:DT:OP1	0.50	2.59	5	8
2:B:15:DT:H2''	2:B:16:DT:O5'	0.49	2.07	5	4
2:B:19:DC:H2''	2:B:20:DG:OP2	0.49	2.07	17	6
1:A:1:DC:O4'	1:A:2:DG:OP1	0.49	2.31	9	5
1:A:7:DG:H1'	1:A:8:DT:OP1	0.49	2.08	17	1
2:B:11:DG:C1'	2:B:12:DG:OP1	0.49	2.61	7	3
1:A:3:DC:C4'	1:A:4:DG:OP1	0.48	2.61	15	11
1:A:7:DG:H1'	1:A:8:DT:O5'	0.48	2.07	5	4
2:B:17:DC:C2	2:B:18:DG:N7	0.47	2.83	15	4
1:A:4:DG:H2''	1:A:5:DT:OP2	0.47	2.09	13	10
2:B:13:DA:H2''	2:B:14:DC:OP2	0.47	2.10	7	1
1:A:1:DC:C1'	1:A:2:DG:OP1	0.47	2.63	6	4
2:B:12:DG:C4'	2:B:13:DA:OP1	0.46	2.62	7	1
1:A:8:DT:O4'	1:A:9:DC:OP1	0.46	2.33	17	1
2:B:11:DG:O4'	2:B:12:DG:OP1	0.46	2.34	15	2
2:B:16:DT:H2''	2:B:17:DC:OP2	0.46	2.11	14	1
2:B:12:DG:H1'	2:B:13:DA:O5'	0.45	2.11	7	1
2:B:13:DA:O4'	2:B:14:DC:OP1	0.45	2.35	8	1
1:A:5:DT:H1'	1:A:6:DT:OP1	0.45	2.12	5	3
1:A:8:DT:C1'	1:A:9:DC:OP1	0.45	2.64	17	1
2:B:17:DC:H2''	2:B:18:DG:OP2	0.44	2.13	14	2
2:B:12:DG:C2	2:B:13:DA:C4	0.44	3.06	7	1
1:A:9:DC:O4'	1:A:10:DC:OP1	0.44	2.35	14	1
2:B:19:DC:C2	2:B:20:DG:N7	0.44	2.86	13	1
2:B:12:DG:C2'	2:B:13:DA:OP2	0.43	2.64	11	1
2:B:18:DG:O4'	2:B:19:DC:OP1	0.43	2.36	13	3
1:A:3:DC:C2	1:A:4:DG:C8	0.43	3.07	15	2
1:A:9:DC:C2	1:A:10:DC:C6	0.43	3.07	11	2
1:A:9:DC:C2	1:A:10:DC:C5	0.42	3.07	11	1
1:A:9:DC:C4'	1:A:10:DC:OP1	0.42	2.67	11	1
1:A:7:DG:H2''	1:A:8:DT:O5'	0.42	2.14	13	1
2:B:13:DA:C1'	2:B:14:DC:OP1	0.41	2.68	8	1

*Continued on next page...*

*Continued from previous page...*

Atom-1	Atom-2	Clash(Å)	Distance(Å)	Models	
				Worst	Total
1:A:6:DT:H2''	1:A:7:DG:OP2	0.41	2.15	10	1
1:A:5:DT:O4'	1:A:6:DT:OP1	0.40	2.39	15	1

## 6.3 Torsion angles [i](#)

### 6.3.1 Protein backbone [i](#)

There are no protein molecules in this entry.

### 6.3.2 Protein sidechains [i](#)

There are no protein molecules in this entry.

### 6.3.3 RNA [i](#)

There are no RNA molecules in this entry.

## 6.4 Non-standard residues in protein, DNA, RNA chains [i](#)

There are no non-standard protein/DNA/RNA residues in this entry.

## 6.5 Carbohydrates [i](#)

There are no oligosaccharides in this entry.

## 6.6 Ligand geometry [i](#)

Of 2 ligands modelled in this entry, 2 are monoatomic - leaving 0 for Mogul analysis.

## 6.7 Other polymers [i](#)

There are no such molecules in this entry.

## 6.8 Polymer linkage issues [i](#)

There are no chain breaks in this entry.

## 7 Chemical shift validation [i](#)

The completeness of assignment taking into account all chemical shift lists is 52% for the well-defined parts and 52% for the entire structure.

### 7.1 Chemical shift list 1

File name: working\_cs.cif

Chemical shift list name: *assigned\_chem\_shift\_list\_1*

#### 7.1.1 Bookkeeping [i](#)

The following table shows the results of parsing the chemical shift list and reports the number of nuclei with statistically unusual chemical shifts.

Total number of shifts	220
Number of shifts mapped to atoms	220
Number of unparsed shifts	0
Number of shifts with mapping errors	0
Number of shifts with mapping warnings	0
Number of shift outliers (ShiftChecker)	0

#### 7.1.2 Chemical shift referencing [i](#)

No chemical shift referencing corrections were calculated (not enough data).

#### 7.1.3 Completeness of resonance assignments [i](#)

The following table shows the completeness of the chemical shift assignments for the well-defined regions of the structure. The overall completeness is 52%, i.e. 205 atoms were assigned a chemical shift out of a possible 397. 0 out of 0 assigned methyl groups (LEU and VAL) were assigned stereospecifically.

	Total	<sup>1</sup> H	<sup>13</sup> C	<sup>15</sup> N
Sugar	140/240 (58%)	140/140 (100%)	0/100 (0%)	0/0 (—%)
Base	65/157 (41%)	65/97 (67%)	0/33 (0%)	0/27 (0%)
Overall	205/397 (52%)	205/237 (86%)	0/133 (0%)	0/27 (0%)

The following table shows the completeness of the chemical shift assignments for the full structure. The overall completeness is 52%, i.e. 205 atoms were assigned a chemical shift out of a possible 397. 0 out of 0 assigned methyl groups (LEU and VAL) were assigned stereospecifically.

	<b>Total</b>	<b><sup>1</sup>H</b>	<b><sup>13</sup>C</b>	<b><sup>15</sup>N</b>
Sugar	140/240 (58%)	140/140 (100%)	0/100 (0%)	0/0 (—%)
Base	65/157 (41%)	65/97 (67%)	0/33 (0%)	0/27 (0%)
Overall	205/397 (52%)	205/237 (86%)	0/133 (0%)	0/27 (0%)

#### 7.1.4 Statistically unusual chemical shifts [i](#)

There are no statistically unusual chemical shifts.

#### 7.1.5 Random Coil Index (RCI) plots [i](#)

No *random coil index*(RCI) plot could be generated from the current chemical shift list. RCI is only applicable to proteins

## 8 NMR restraints analysis

### 8.1 Conformationally restricting restraints

The following table provides the summary of experimentally observed NMR restraints in different categories. Restraints are classified into different categories based on the sequence separation of the atoms involved.

Description	Value
Total distance restraints	683
Intra-residue ( $ i-j =0$ )	366
Sequential ( $ i-j =1$ )	235
Medium range ( $ i-j >1$ and $ i-j <5$ )	0
Long range ( $ i-j \geq 5$ )	0
Inter-chain	51
Hydrogen bond restraints	31
Disulfide bond restraints	0
Total dihedral-angle restraints	57
Number of unmapped restraints	0
Number of restraints per residue	33.6
Number of long range restraints per residue <sup>1</sup>	0.0

<sup>1</sup>Long range hydrogen bonds and disulfide bonds are counted as long range restraints while calculating the number of long range restraints per residue

### 8.2 Residual restraint violations

This section provides the overview of the restraint violations analysis. The violations are binned as small, medium and large violations based on its absolute value. Average number of violations per model is calculated by dividing the total number of violations in each bin by the size of the ensemble.

#### 8.2.1 Average number of distance violations per model

Distance violations less than 0.1 Å are not included in the calculation.

Bins (Å)	Average number of violations per model	Max (Å)
0.1-0.2 (Small)	20.6	0.2
0.2-0.5 (Medium)	9.1	0.5
>0.5 (Large)	21.4	4.24

### 8.2.2 Average number of dihedral-angle violations per model [i](#)

Dihedral-angle violations less than 1° are not included in the calculation.

Bins (°)	Average number of violations per model	Max (°)
1.0-10.0 (Small)	22.2	1.74
10.0-20.0 (Medium)	None	None
>20.0 (Large)	None	None

## 9 Distance violation analysis

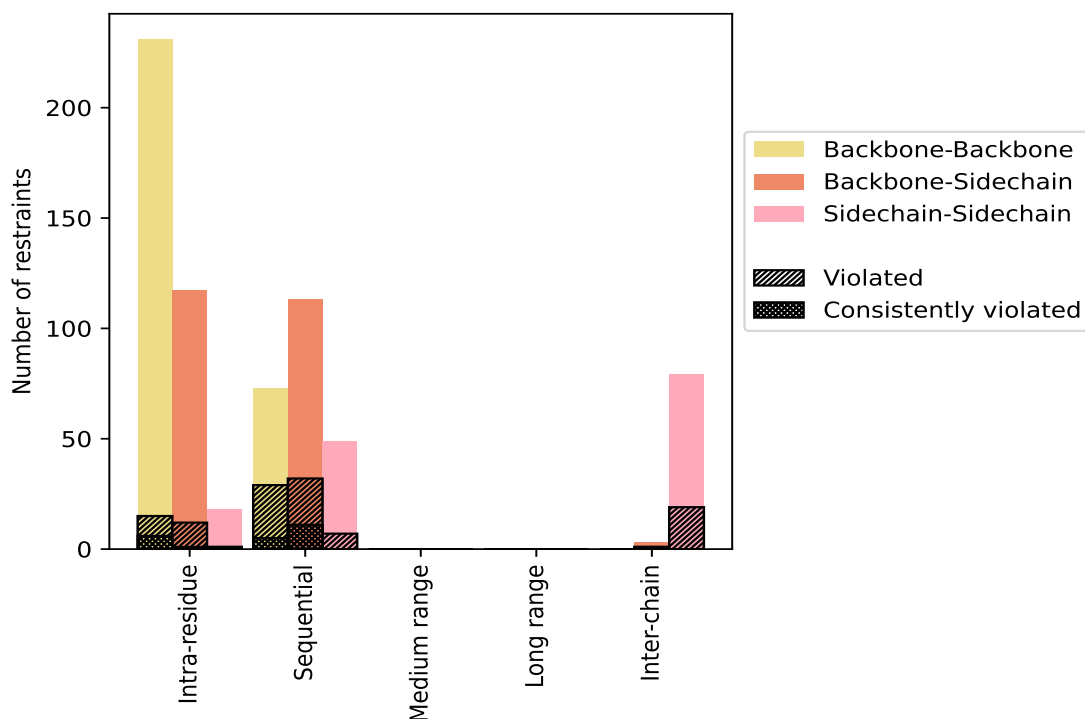
### 9.1 Summary of distance violations

The following table shows the summary of distance violations in different restraint categories based on the sequence separation of the atoms involved. Each category is further sub-divided into three sub-categories based on the atoms involved. Violations less than 0.1 Å are not included in the statistics.

Restrains type	Count	% <sup>1</sup>	Violated <sup>3</sup>			Consistently Violated <sup>4</sup>		
			Count	% <sup>2</sup>	% <sup>1</sup>	Count	% <sup>2</sup>	% <sup>1</sup>
<b>Intra-residue ( i-j =0)</b>	<b>366</b>	<b>53.6</b>	<b>28</b>	<b>7.7</b>	<b>4.1</b>	<b>8</b>	<b>2.2</b>	<b>1.2</b>
Backbone-Backbone	231	33.8	15	6.5	2.2	6	2.6	0.9
Backbone-Sidechain	117	17.1	12	10.3	1.8	1	0.9	0.1
Sidechain-Sidechain	18	2.6	1	5.6	0.1	1	5.6	0.1
<b>Sequential ( i-j =1)</b>	<b>235</b>	<b>34.4</b>	<b>68</b>	<b>28.9</b>	<b>10.0</b>	<b>16</b>	<b>6.8</b>	<b>2.3</b>
Backbone-Backbone	73	10.7	29	39.7	4.2	5	6.8	0.7
Backbone-Sidechain	113	16.5	32	28.3	4.7	11	9.7	1.6
Sidechain-Sidechain	49	7.2	7	14.3	1.0	0	0.0	0.0
<b>Medium range ( i-j &gt;1 &amp;  i-j &lt;5)</b>	<b>0</b>	<b>0.0</b>	<b>0</b>	<b>0.0</b>	<b>0.0</b>	<b>0</b>	<b>0.0</b>	<b>0.0</b>
Backbone-Backbone	0	0.0	0	0.0	0.0	0	0.0	0.0
Backbone-Sidechain	0	0.0	0	0.0	0.0	0	0.0	0.0
Sidechain-Sidechain	0	0.0	0	0.0	0.0	0	0.0	0.0
<b>Long range ( i-j ≥5)</b>	<b>0</b>	<b>0.0</b>	<b>0</b>	<b>0.0</b>	<b>0.0</b>	<b>0</b>	<b>0.0</b>	<b>0.0</b>
Backbone-Backbone	0	0.0	0	0.0	0.0	0	0.0	0.0
Backbone-Sidechain	0	0.0	0	0.0	0.0	0	0.0	0.0
Sidechain-Sidechain	0	0.0	0	0.0	0.0	0	0.0	0.0
<b>Inter-chain</b>	<b>51</b>	<b>7.5</b>	<b>9</b>	<b>17.6</b>	<b>1.3</b>	<b>1</b>	<b>2.0</b>	<b>0.1</b>
Backbone-Backbone	0	0.0	0	0.0	0.0	0	0.0	0.0
Backbone-Sidechain	3	0.4	1	33.3	0.1	1	33.3	0.1
Sidechain-Sidechain	48	7.0	8	16.7	1.2	0	0.0	0.0
<b>Hydrogen bond</b>	<b>31</b>	<b>4.5</b>	<b>11</b>	<b>35.5</b>	<b>1.6</b>	<b>0</b>	<b>0.0</b>	<b>0.0</b>
<b>Disulfide bond</b>	<b>0</b>	<b>0.0</b>	<b>0</b>	<b>0.0</b>	<b>0.0</b>	<b>0</b>	<b>0.0</b>	<b>0.0</b>
<b>Total</b>	<b>683</b>	<b>100.0</b>	<b>116</b>	<b>17.0</b>	<b>17.0</b>	<b>25</b>	<b>3.7</b>	<b>3.7</b>
Backbone-Backbone	304	44.5	44	14.5	6.4	11	3.6	1.6
Backbone-Sidechain	233	34.1	45	19.3	6.6	13	5.6	1.9
Sidechain-Sidechain	146	21.4	27	18.5	4.0	1	0.7	0.1

<sup>1</sup> percentage calculated with respect to the total number of distance restraints, <sup>2</sup> percentage calculated with respect to the number of restraints in a particular restraint category, <sup>3</sup> violated in at least one model, <sup>4</sup> violated in all the models

### 9.1.1 Bar chart : Distribution of distance restraints and violations [i](#)



Violated and consistently violated restraints are shown using different hatch patterns in their respective categories. The hydrogen bonds and disulfid bonds are counted in their appropriate category on the x-axis

## 9.2 Distance violation statistics for each model [i](#)

The following table provides the distance violation statistics for each model in the ensemble. Violations less than 0.1 Å are not included in the statistics.

Model ID	Number of violations						Mean (Å)	Max (Å)	SD <sup>6</sup> (Å)	Median (Å)
	IR <sup>1</sup>	SQ <sup>2</sup>	MR <sup>3</sup>	LR <sup>4</sup>	IC <sup>5</sup>	Total				
1	15	33	0	0	7	55	0.68	4.24	0.82	0.23
2	12	31	0	0	3	46	0.8	4.24	0.85	0.44
3	14	33	0	0	6	53	0.73	4.24	0.84	0.28
4	12	32	0	0	3	47	0.81	4.24	0.86	0.45
5	15	30	0	0	4	49	0.73	4.24	0.83	0.28
6	11	35	0	0	4	50	0.72	4.24	0.85	0.26
7	13	32	0	0	4	49	0.75	4.24	0.87	0.27
8	18	30	0	0	6	54	0.72	4.24	0.83	0.32
9	14	31	0	0	7	52	0.73	4.24	0.86	0.26
10	11	35	0	0	5	51	0.82	4.24	0.94	0.26

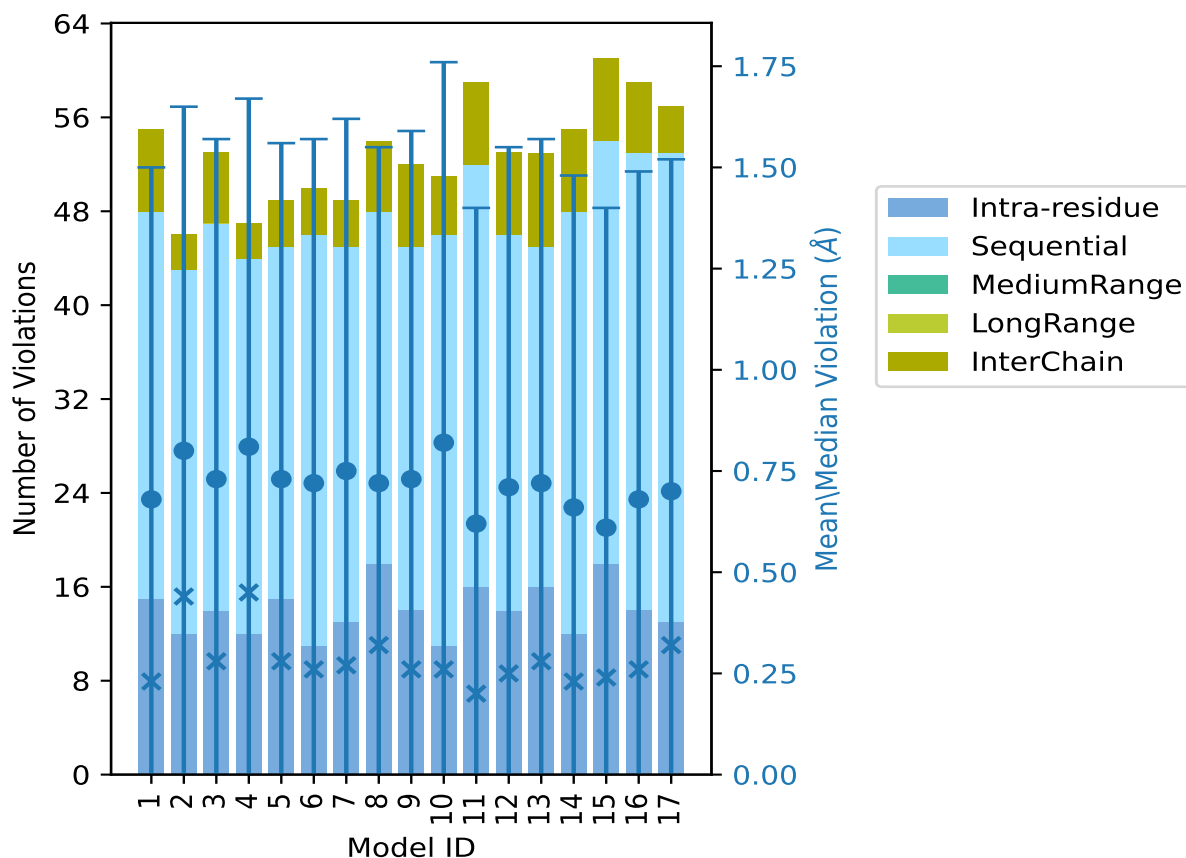
*Continued on next page...*

Continued from previous page...

Model ID	Number of violations						Mean (Å)	Max (Å)	SD <sup>6</sup> (Å)	Median (Å)
	IR <sup>1</sup>	SQ <sup>2</sup>	MR <sup>3</sup>	LR <sup>4</sup>	IC <sup>5</sup>	Total				
11	16	36	0	0	7	59	0.62	4.24	0.78	0.2
12	14	32	0	0	7	53	0.71	4.24	0.84	0.25
13	16	29	0	0	8	53	0.72	4.24	0.85	0.28
14	12	36	0	0	7	55	0.66	4.24	0.82	0.23
15	18	36	0	0	7	61	0.61	4.24	0.79	0.24
16	14	39	0	0	6	59	0.68	4.23	0.81	0.26
17	13	40	0	0	4	57	0.7	4.24	0.82	0.32

<sup>1</sup>Intra-residue restraints, <sup>2</sup>Sequential restraints, <sup>3</sup>Medium range restraints, <sup>4</sup>Long range restraints, <sup>5</sup>Inter-chain restraints, <sup>6</sup>Standard deviation

### 9.2.1 Bar graph : Distance Violation statistics for each model [i](#)



The mean(dot),median(x) and the standard deviation are shown in blue with respect to the y axis on the right

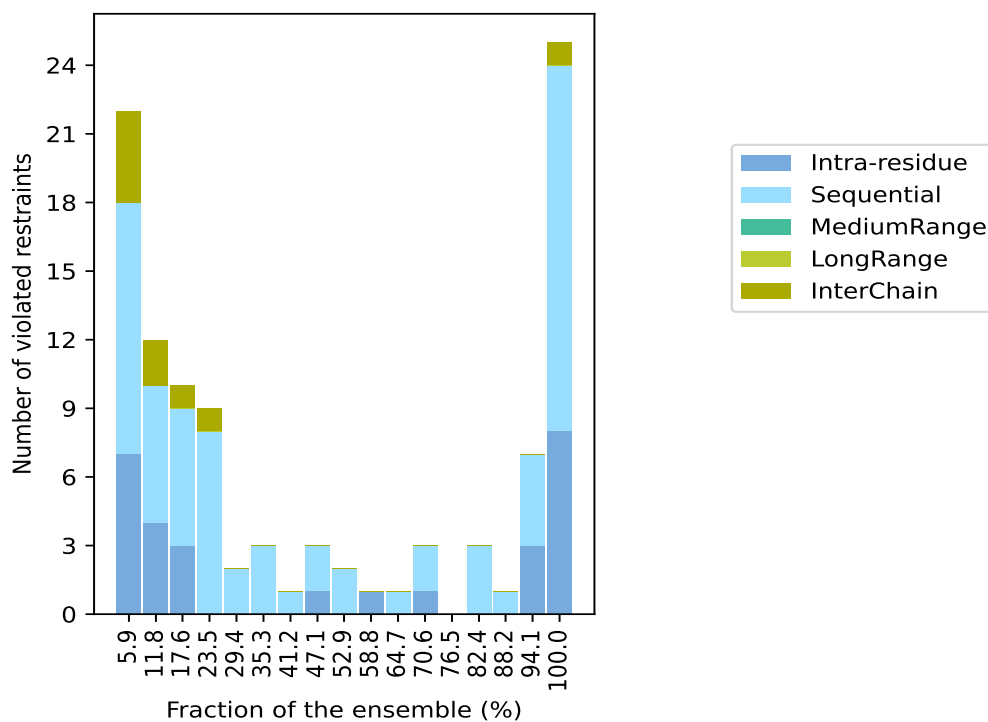
### 9.3 Distance violation statistics for the ensemble

Violation analysis may find that some restraints are violated in few models and some are violated in most of models. The following table provides this information as number of violated restraints for a given fraction of the ensemble. In total, 547(IR:338, SQ:167, MR:0, LR:0, IC:42) restraints are not violated in the ensemble.

Number of violated restraints						Fraction of the ensemble	
IR <sup>1</sup>	SQ <sup>2</sup>	MR <sup>3</sup>	LR <sup>4</sup>	IC <sup>5</sup>	Total	Count <sup>6</sup>	%
7	11	0	0	4	22	1	5.9
4	6	0	0	2	12	2	11.8
3	6	0	0	1	10	3	17.6
0	8	0	0	1	9	4	23.5
0	2	0	0	0	2	5	29.4
0	3	0	0	0	3	6	35.3
0	1	0	0	0	1	7	41.2
1	2	0	0	0	3	8	47.1
0	2	0	0	0	2	9	52.9
1	0	0	0	0	1	10	58.8
0	1	0	0	0	1	11	64.7
1	2	0	0	0	3	12	70.6
0	0	0	0	0	0	13	76.5
0	3	0	0	0	3	14	82.4
0	1	0	0	0	1	15	88.2
3	4	0	0	0	7	16	94.1
8	16	0	0	1	25	17	100.0

<sup>1</sup>Intra-residue restraints, <sup>2</sup>Sequential restraints, <sup>3</sup>Medium range restraints, <sup>4</sup>Long range restraints, <sup>5</sup>Inter-chain restraints, <sup>6</sup> Number of models with violations

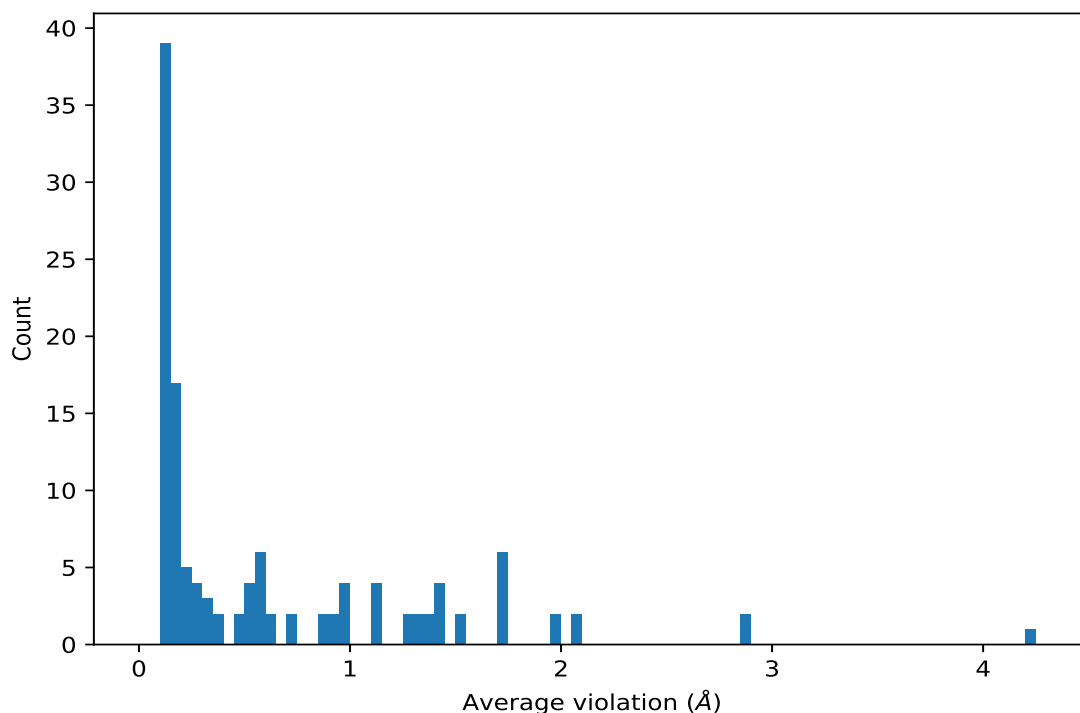
### 9.3.1 Bar graph : Distance violation statistics for the ensemble [i](#)



## 9.4 Most violated distance restraints in the ensemble [i](#)

### 9.4.1 Histogram : Distribution of mean distance violations [i](#)

The following histogram shows the distribution of the average value of the violation. The average is calculated for each restraint that is violated in more than one model over all the violated models in the ensemble



#### 9.4.2 Table: Most violated distance restraints [i](#)

The following table provides the mean and the standard deviation of the violation for each restraint sorted by number of violated models and the mean value. The Key (restraint list ID, restraint ID) is the unique identifier for a given restraint. Rows with same key represent combinatorial or ambiguous restraints and are counted as a single restraint.

Key	Atom-1	Atom-2	Models <sup>1</sup>	Mean (Å)	SD <sup>1</sup> (Å)	Median (Å)
(1,39)	2:15:B:DT:H5'	2:15:B:DT:H5''	17	4.24	0.0	4.24
(1,517)	2:15:B:DT:H5'	2:14:B:DC:H5	17	2.85	0.03	2.86
(1,517)	2:15:B:DT:H5''	2:14:B:DC:H5	17	2.85	0.03	2.86
(1,127)	2:15:B:DT:H5'	2:14:B:DC:H42	17	2.09	0.03	2.08
(1,127)	2:15:B:DT:H5''	2:14:B:DC:H42	17	2.09	0.03	2.08
(1,99)	1:6:A:DT:H2'	1:6:A:DT:H5'	17	1.96	0.36	2.1
(1,99)	1:6:A:DT:H2'	1:6:A:DT:H5''	17	1.96	0.36	2.1
(1,533)	1:8:A:DT:H5'	1:7:A:DG:H8	17	1.73	0.34	1.72
(1,533)	1:8:A:DT:H5''	1:7:A:DG:H8	17	1.73	0.34	1.72
(1,444)	1:9:A:DC:H41	1:8:A:DT:H5'	17	1.72	0.2	1.69
(1,444)	1:9:A:DC:H41	1:8:A:DT:H5''	17	1.72	0.2	1.69
(1,36)	2:16:B:DT:H5'	1:4:A:DG:H1	17	1.7	0.29	1.84
(1,36)	2:16:B:DT:H5''	1:4:A:DG:H1	17	1.7	0.29	1.84
(1,425)	2:17:B:DC:H42	2:16:B:DT:H5'	17	1.53	0.36	1.64
(1,425)	2:17:B:DC:H42	2:16:B:DT:H5''	17	1.53	0.36	1.64
(1,383)	2:15:B:DT:H5'	2:14:B:DC:H1'	17	1.44	0.03	1.43

*Continued on next page...*

Continued from previous page...

Key	Atom-1	Atom-2	Models <sup>1</sup>	Mean (Å)	SD <sup>1</sup> (Å)	Median (Å)
(1,383)	2:15:B:DT:H5''	2:14:B:DC:H1'	17	1.44	0.03	1.43
(1,263)	1:8:A:DT:H5'	1:8:A:DT:H4'	17	1.37	0.09	1.4
(1,263)	1:8:A:DT:H5''	1:8:A:DT:H4'	17	1.37	0.09	1.4
(1,331)	1:9:A:DC:H42	1:8:A:DT:H5'	17	1.34	0.27	1.3
(1,331)	1:9:A:DC:H42	1:8:A:DT:H5''	17	1.34	0.27	1.3
(1,344)	2:16:B:DT:H5'	2:15:B:DT:H6	17	1.28	0.11	1.28
(1,344)	2:16:B:DT:H5''	2:15:B:DT:H6	17	1.28	0.11	1.28
(1,513)	1:5:A:DT:H5'	1:4:A:DG:H8	17	1.13	0.15	1.15
(1,513)	1:5:A:DT:H5''	1:4:A:DG:H8	17	1.13	0.15	1.15
(1,93)	1:6:A:DT:H5'	1:5:A:DT:H6	17	1.11	0.29	1.03
(1,93)	1:6:A:DT:H5''	1:5:A:DT:H6	17	1.11	0.29	1.03
(1,446)	2:15:B:DT:H5'	2:14:B:DC:H6	17	0.99	0.04	0.98
(1,446)	2:15:B:DT:H5''	2:14:B:DC:H6	17	0.99	0.04	0.98
(1,81)	2:16:B:DT:H5'	2:15:B:DT:H1'	17	0.9	0.42	0.94
(1,81)	2:16:B:DT:H5''	2:15:B:DT:H1'	17	0.9	0.42	0.94
(1,118)	1:8:A:DT:H5'	1:7:A:DG:H4'	17	0.88	0.74	0.94
(1,118)	1:8:A:DT:H5''	1:7:A:DG:H4'	17	0.88	0.74	0.94
(1,422)	2:15:B:DT:H5'	2:14:B:DC:H3'	17	0.71	0.05	0.7
(1,422)	2:15:B:DT:H5''	2:14:B:DC:H3'	17	0.71	0.05	0.7
(1,164)	2:15:B:DT:H5'	2:14:B:DC:H41	17	0.5	0.04	0.49
(1,164)	2:15:B:DT:H5''	2:14:B:DC:H41	17	0.5	0.04	0.49
(1,373)	1:5:A:DT:H5'	1:4:A:DG:H2''	17	0.46	0.09	0.49
(1,373)	1:5:A:DT:H5''	1:4:A:DG:H2''	17	0.46	0.09	0.49
(1,432)	2:13:B:DA:H3'	2:13:B:DA:H8	17	0.35	0.02	0.36
(1,415)	1:9:A:DC:H42	1:9:A:DC:H6	17	0.26	0.0	0.26
(1,293)	2:15:B:DT:H5''	2:15:B:DT:H5'	17	0.15	0.0	0.15
(1,508)	1:4:A:DG:H2'	1:4:A:DG:H1'	17	0.15	0.0	0.15
(1,177)	1:5:A:DT:H2''	1:5:A:DT:H4'	17	0.15	0.0	0.15
(1,375)	1:8:A:DT:H2''	1:8:A:DT:H5'	16	0.62	0.02	0.63
(1,375)	1:8:A:DT:H2''	1:8:A:DT:H5''	16	0.62	0.02	0.63
(1,125)	1:8:A:DT:H2'	1:8:A:DT:H5'	16	0.52	0.08	0.55
(1,125)	1:8:A:DT:H2'	1:8:A:DT:H5''	16	0.52	0.08	0.55
(4,16)	1:4:A:DG:N2	2:17:B:DC:O2	16	0.22	0.04	0.24
(1,79)	1:3:A:DC:H2'	1:2:A:DG:H1'	16	0.2	0.05	0.18
(1,317)	1:7:A:DG:H5'	1:6:A:DT:H6	16	0.19	0.04	0.2
(1,325)	1:4:A:DG:H2''	1:3:A:DC:H1'	16	0.19	0.04	0.2
(1,487)	2:16:B:DT:H3'	2:15:B:DT:H2''	16	0.17	0.03	0.17
(1,352)	1:5:A:DT:H6	1:5:A:DT:H5'	16	0.12	0.02	0.12
(1,1)	2:17:B:DC:H2'	2:16:B:DT:H2''	15	0.16	0.04	0.15
(1,384)	1:6:A:DT:H5'	1:5:A:DT:H1'	14	1.4	0.44	1.44
(1,384)	1:6:A:DT:H5''	1:5:A:DT:H1'	14	1.4	0.44	1.44
(1,94)	2:14:B:DC:H2'	2:13:B:DA:H2''	14	0.27	0.07	0.28

Continued on next page...

Continued from previous page...

Key	Atom-1	Atom-2	Models <sup>1</sup>	Mean (Å)	SD <sup>1</sup> (Å)	Median (Å)
(1,238)	1:2:A:DG:H8	1:1:A:DC:H6	14	0.14	0.04	0.13
(1,23)	1:6:A:DT:H6	1:5:A:DT:H1'	12	0.19	0.07	0.16
(1,372)	1:10:A:DC:H5	1:9:A:DC:H2''	12	0.17	0.03	0.16
(1,259)	1:4:A:DG:H1'	1:4:A:DG:H5'	12	0.15	0.01	0.15
(1,364)	2:18:B:DG:H1	2:17:B:DC:H41	11	0.14	0.04	0.13
(4,22)	1:8:A:DT:N3	2:13:B:DA:N1	11	0.13	0.02	0.13
(4,13)	1:4:A:DG:O6	2:17:B:DC:N4	11	0.13	0.02	0.13
(1,71)	1:1:A:DC:H6	1:1:A:DC:H5''	10	0.12	0.02	0.12
(1,382)	1:8:A:DT:H5'	1:7:A:DG:H1'	9	0.96	0.5	0.7
(1,382)	1:8:A:DT:H5''	1:7:A:DG:H1'	9	0.96	0.5	0.7
(1,520)	2:15:B:DT:H6	2:14:B:DC:H2'	9	0.13	0.01	0.13
(1,158)	1:6:A:DT:H5'	1:5:A:DT:H2''	8	0.24	0.04	0.23
(1,158)	1:6:A:DT:H5''	1:5:A:DT:H2''	8	0.24	0.04	0.23
(4,20)	1:7:A:DG:N2	2:14:B:DC:O2	8	0.14	0.02	0.15
(1,414)	1:4:A:DG:H8	1:4:A:DG:H4'	8	0.14	0.07	0.11
(1,322)	2:18:B:DG:H5''	2:17:B:DC:H2'	8	0.11	0.02	0.11
(1,77)	2:17:B:DC:H2'	2:16:B:DT:H1'	7	0.12	0.02	0.11
(1,299)	2:19:B:DC:H6	2:18:B:DG:H1	6	0.15	0.03	0.15
(1,76)	1:9:A:DC:H5	1:8:A:DT:H3	6	0.14	0.02	0.14
(1,351)	1:10:A:DC:H5	1:9:A:DC:H6	6	0.14	0.03	0.12
(1,511)	1:7:A:DG:H8	1:6:A:DT:H1'	5	0.16	0.02	0.16
(4,31)	1:10:A:DC:O2	2:11:B:DG:N2	5	0.14	0.03	0.14
(1,519)	2:14:B:DC:H6	2:13:B:DA:H2''	5	0.11	0.01	0.12
(1,451)	1:6:A:DT:H5'	1:5:A:DT:H5'	4	0.55	0.07	0.57
(1,451)	1:6:A:DT:H5'	1:5:A:DT:H5''	4	0.55	0.07	0.57
(1,451)	1:6:A:DT:H5''	1:5:A:DT:H5'	4	0.55	0.07	0.57
(1,451)	1:6:A:DT:H5''	1:5:A:DT:H5''	4	0.55	0.07	0.57
(3,15)	1:10:A:DC:H5'	1:9:A:DC:H6	4	0.36	0.03	0.36
(1,459)	1:8:A:DT:H5'	1:7:A:DG:H2'	4	0.26	0.08	0.28
(1,459)	1:8:A:DT:H5''	1:7:A:DG:H2'	4	0.26	0.08	0.28
(1,229)	2:19:B:DC:H2'	2:18:B:DG:H1'	4	0.2	0.03	0.2
(1,251)	1:10:A:DC:H2'	1:9:A:DC:H1'	4	0.14	0.04	0.12
(1,531)	1:2:A:DG:H8	1:1:A:DC:H1'	4	0.14	0.02	0.14
(1,504)	1:4:A:DG:H8	1:3:A:DC:H2''	4	0.13	0.03	0.12
(4,8)	1:2:A:DG:N2	2:19:B:DC:O2	4	0.13	0.02	0.14
(1,429)	1:7:A:DG:H8	1:6:A:DT:H2'	4	0.12	0.02	0.12
(4,27)	1:9:A:DC:O2	2:12:B:DG:N2	4	0.11	0.0	0.11
(3,27)	1:3:A:DC:O2	2:18:B:DG:O6	4	0.1	0.0	0.1
(1,406)	1:8:A:DT:H5'	1:7:A:DG:H3'	3	0.55	0.02	0.56
(1,406)	1:8:A:DT:H5''	1:7:A:DG:H3'	3	0.55	0.02	0.56
(1,102)	2:12:B:DG:H22	2:11:B:DG:H22	3	0.15	0.04	0.13
(1,271)	2:18:B:DG:H5''	2:17:B:DC:H2''	3	0.14	0.01	0.14

Continued on next page...

Continued from previous page...

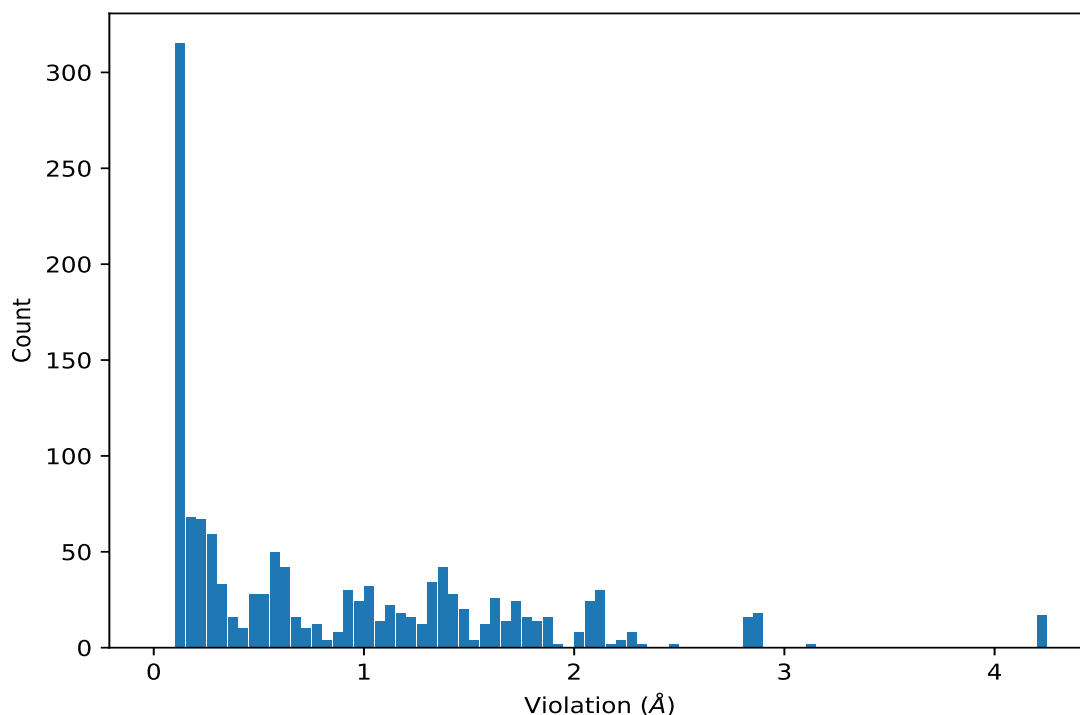
Key	Atom-1	Atom-2	Models <sup>1</sup>	Mean (Å)	SD <sup>1</sup> (Å)	Median (Å)
(1,437)	2:17:B:DC:H41	1:3:A:DC:H5	3	0.14	0.01	0.13
(1,92)	1:4:A:DG:H3'	1:3:A:DC:H2''	3	0.13	0.02	0.14
(1,7)	2:16:B:DT:H4'	2:16:B:DT:H5''	3	0.13	0.0	0.13
(1,272)	2:16:B:DT:H5'	2:15:B:DT:H5''	3	0.13	0.01	0.13
(1,272)	2:16:B:DT:H5'	2:15:B:DT:H5''	3	0.13	0.01	0.13
(1,272)	2:16:B:DT:H5''	2:15:B:DT:H5''	3	0.13	0.01	0.13
(1,272)	2:16:B:DT:H5''	2:15:B:DT:H5''	3	0.13	0.01	0.13
(1,381)	1:3:A:DC:H2'	1:3:A:DC:H5	3	0.13	0.02	0.12
(1,237)	2:16:B:DT:H5'	2:15:B:DT:H3'	3	0.12	0.02	0.11
(1,393)	2:16:B:DT:H1'	2:16:B:DT:H5'	3	0.1	0.0	0.1
(1,136)	2:20:B:DG:H1'	2:20:B:DG:H5'	2	0.34	0.0	0.34
(1,555)	1:8:A:DT:H5'	1:7:A:DG:H2''	2	0.3	0.04	0.3
(1,555)	1:8:A:DT:H5''	1:7:A:DG:H2''	2	0.3	0.04	0.3
(1,436)	2:19:B:DC:H42	2:18:B:DG:H1	2	0.18	0.02	0.18
(1,126)	2:20:B:DG:H8	2:20:B:DG:H5''	2	0.15	0.01	0.15
(1,500)	1:5:A:DT:H1'	1:4:A:DG:H1	2	0.15	0.04	0.15
(1,532)	1:2:A:DG:H8	1:2:A:DG:H5'	2	0.15	0.04	0.15
(1,291)	2:15:B:DT:H6	2:14:B:DC:H4'	2	0.14	0.04	0.14
(1,295)	2:19:B:DC:H41	1:1:A:DC:H5	2	0.14	0.02	0.14
(1,374)	1:3:A:DC:H6	1:3:A:DC:H5''	2	0.12	0.02	0.12
(1,32)	2:16:B:DT:H6	2:15:B:DT:H2''	2	0.12	0.0	0.12
(1,178)	1:3:A:DC:H5'	1:2:A:DG:H1'	2	0.12	0.0	0.12
(3,24)	1:2:A:DG:N2	2:19:B:DC:N4	2	0.11	0.0	0.11

<sup>1</sup>Number of violated models, <sup>2</sup>Standard deviation

## 9.5 All violated distance restraints [i](#)

### 9.5.1 Histogram : Distribution of distance violations [i](#)

The following histogram shows the distribution of the absolute value of the violation for all violated restraints in the ensemble.



### 9.5.2 Table : All distance violations [i](#)

The following table lists the absolute value of the violation for each restraint in the ensemble sorted by its value. The Key (restraint list ID, restraint ID) is the unique identifier for a given restraint. Rows with same key represent combinatorial or ambiguous restraints and are counted as a single restraint.

Key	Atom-1	Atom-2	Model ID	Violation (Å)
(1,39)	2:15:B:DT:H5 <sup>1</sup>	2:15:B:DT:H5 <sup>2</sup>	1	4.24
(1,39)	2:15:B:DT:H5 <sup>1</sup>	2:15:B:DT:H5 <sup>2</sup>	2	4.24
(1,39)	2:15:B:DT:H5 <sup>1</sup>	2:15:B:DT:H5 <sup>2</sup>	3	4.24
(1,39)	2:15:B:DT:H5 <sup>1</sup>	2:15:B:DT:H5 <sup>2</sup>	4	4.24
(1,39)	2:15:B:DT:H5 <sup>1</sup>	2:15:B:DT:H5 <sup>2</sup>	5	4.24
(1,39)	2:15:B:DT:H5 <sup>1</sup>	2:15:B:DT:H5 <sup>2</sup>	6	4.24
(1,39)	2:15:B:DT:H5 <sup>1</sup>	2:15:B:DT:H5 <sup>2</sup>	7	4.24
(1,39)	2:15:B:DT:H5 <sup>1</sup>	2:15:B:DT:H5 <sup>2</sup>	8	4.24
(1,39)	2:15:B:DT:H5 <sup>1</sup>	2:15:B:DT:H5 <sup>2</sup>	9	4.24
(1,39)	2:15:B:DT:H5 <sup>1</sup>	2:15:B:DT:H5 <sup>2</sup>	10	4.24
(1,39)	2:15:B:DT:H5 <sup>1</sup>	2:15:B:DT:H5 <sup>2</sup>	11	4.24
(1,39)	2:15:B:DT:H5 <sup>1</sup>	2:15:B:DT:H5 <sup>2</sup>	12	4.24
(1,39)	2:15:B:DT:H5 <sup>1</sup>	2:15:B:DT:H5 <sup>2</sup>	13	4.24
(1,39)	2:15:B:DT:H5 <sup>1</sup>	2:15:B:DT:H5 <sup>2</sup>	14	4.24
(1,39)	2:15:B:DT:H5 <sup>1</sup>	2:15:B:DT:H5 <sup>2</sup>	15	4.24
(1,39)	2:15:B:DT:H5 <sup>1</sup>	2:15:B:DT:H5 <sup>2</sup>	17	4.24

*Continued on next page...*

*Continued from previous page...*

Key	Atom-1	Atom-2	Model ID	Violation (Å)
(1,39)	2:15:B:DT:H5'	2:15:B:DT:H5''	16	4.23
(1,118)	1:8:A:DT:H5'	1:7:A:DG:H4'	10	3.12
(1,118)	1:8:A:DT:H5''	1:7:A:DG:H4'	10	3.12
(1,517)	2:15:B:DT:H5'	2:14:B:DC:H5	8	2.89
(1,517)	2:15:B:DT:H5''	2:14:B:DC:H5	8	2.89
(1,517)	2:15:B:DT:H5'	2:14:B:DC:H5	9	2.89
(1,517)	2:15:B:DT:H5''	2:14:B:DC:H5	9	2.89
(1,517)	2:15:B:DT:H5'	2:14:B:DC:H5	16	2.89
(1,517)	2:15:B:DT:H5''	2:14:B:DC:H5	16	2.89
(1,517)	2:15:B:DT:H5'	2:14:B:DC:H5	17	2.89
(1,517)	2:15:B:DT:H5''	2:14:B:DC:H5	17	2.89
(1,517)	2:15:B:DT:H5'	2:14:B:DC:H5	3	2.88
(1,517)	2:15:B:DT:H5''	2:14:B:DC:H5	3	2.88
(1,517)	2:15:B:DT:H5'	2:14:B:DC:H5	4	2.88
(1,517)	2:15:B:DT:H5''	2:14:B:DC:H5	4	2.88
(1,517)	2:15:B:DT:H5'	2:14:B:DC:H5	5	2.88
(1,517)	2:15:B:DT:H5''	2:14:B:DC:H5	5	2.88
(1,517)	2:15:B:DT:H5'	2:14:B:DC:H5	11	2.87
(1,517)	2:15:B:DT:H5''	2:14:B:DC:H5	11	2.87
(1,517)	2:15:B:DT:H5'	2:14:B:DC:H5	1	2.86
(1,517)	2:15:B:DT:H5''	2:14:B:DC:H5	1	2.86
(1,517)	2:15:B:DT:H5'	2:14:B:DC:H5	14	2.84
(1,517)	2:15:B:DT:H5''	2:14:B:DC:H5	14	2.84
(1,517)	2:15:B:DT:H5'	2:14:B:DC:H5	7	2.83
(1,517)	2:15:B:DT:H5''	2:14:B:DC:H5	7	2.83
(1,517)	2:15:B:DT:H5'	2:14:B:DC:H5	13	2.83
(1,517)	2:15:B:DT:H5''	2:14:B:DC:H5	13	2.83
(1,517)	2:15:B:DT:H5'	2:14:B:DC:H5	6	2.82
(1,517)	2:15:B:DT:H5''	2:14:B:DC:H5	6	2.82
(1,517)	2:15:B:DT:H5'	2:14:B:DC:H5	10	2.82
(1,517)	2:15:B:DT:H5''	2:14:B:DC:H5	10	2.82
(1,517)	2:15:B:DT:H5'	2:14:B:DC:H5	12	2.82
(1,517)	2:15:B:DT:H5''	2:14:B:DC:H5	12	2.82
(1,517)	2:15:B:DT:H5'	2:14:B:DC:H5	2	2.81
(1,517)	2:15:B:DT:H5''	2:14:B:DC:H5	2	2.81
(1,517)	2:15:B:DT:H5'	2:14:B:DC:H5	15	2.81
(1,517)	2:15:B:DT:H5''	2:14:B:DC:H5	15	2.81
(1,444)	1:9:A:DC:H41	1:8:A:DT:H5'	10	2.48
(1,444)	1:9:A:DC:H41	1:8:A:DT:H5''	10	2.48
(1,533)	1:8:A:DT:H5'	1:7:A:DG:H8	9	2.34
(1,533)	1:8:A:DT:H5''	1:7:A:DG:H8	9	2.34
(1,99)	1:6:A:DT:H2'	1:6:A:DT:H5'	7	2.3

*Continued on next page...*

*Continued from previous page...*

Key	Atom-1	Atom-2	Model ID	Violation (Å)
(1,99)	1:6:A:DT:H2'	1:6:A:DT:H5''	7	2.3
(1,99)	1:6:A:DT:H2'	1:6:A:DT:H5'	12	2.3
(1,99)	1:6:A:DT:H2'	1:6:A:DT:H5''	12	2.3
(1,99)	1:6:A:DT:H2'	1:6:A:DT:H5'	13	2.3
(1,99)	1:6:A:DT:H2'	1:6:A:DT:H5''	13	2.3
(1,331)	1:9:A:DC:H42	1:8:A:DT:H5'	10	2.28
(1,331)	1:9:A:DC:H42	1:8:A:DT:H5''	10	2.28
(1,99)	1:6:A:DT:H2'	1:6:A:DT:H5'	17	2.22
(1,99)	1:6:A:DT:H2'	1:6:A:DT:H5''	17	2.22
(1,533)	1:8:A:DT:H5'	1:7:A:DG:H8	15	2.2
(1,533)	1:8:A:DT:H5''	1:7:A:DG:H8	15	2.2
(1,127)	2:15:B:DT:H5'	2:14:B:DC:H42	9	2.15
(1,127)	2:15:B:DT:H5''	2:14:B:DC:H42	9	2.15
(1,127)	2:15:B:DT:H5'	2:14:B:DC:H42	5	2.13
(1,127)	2:15:B:DT:H5''	2:14:B:DC:H42	5	2.13
(1,127)	2:15:B:DT:H5'	2:14:B:DC:H42	11	2.13
(1,127)	2:15:B:DT:H5''	2:14:B:DC:H42	11	2.13
(1,127)	2:15:B:DT:H5'	2:14:B:DC:H42	1	2.12
(1,127)	2:15:B:DT:H5''	2:14:B:DC:H42	1	2.12
(1,127)	2:15:B:DT:H5'	2:14:B:DC:H42	16	2.12
(1,127)	2:15:B:DT:H5''	2:14:B:DC:H42	16	2.12
(1,99)	1:6:A:DT:H2'	1:6:A:DT:H5'	15	2.12
(1,99)	1:6:A:DT:H2'	1:6:A:DT:H5''	15	2.12
(1,127)	2:15:B:DT:H5'	2:14:B:DC:H42	17	2.11
(1,127)	2:15:B:DT:H5''	2:14:B:DC:H42	17	2.11
(1,99)	1:6:A:DT:H2'	1:6:A:DT:H5'	4	2.11
(1,99)	1:6:A:DT:H2'	1:6:A:DT:H5''	4	2.11
(1,99)	1:6:A:DT:H2'	1:6:A:DT:H5'	14	2.11
(1,99)	1:6:A:DT:H2'	1:6:A:DT:H5''	14	2.11
(1,36)	2:16:B:DT:H5'	1:4:A:DG:H1	13	2.11
(1,36)	2:16:B:DT:H5''	1:4:A:DG:H1	13	2.11
(1,99)	1:6:A:DT:H2'	1:6:A:DT:H5'	3	2.1
(1,99)	1:6:A:DT:H2'	1:6:A:DT:H5''	3	2.1
(1,99)	1:6:A:DT:H2'	1:6:A:DT:H5'	5	2.1
(1,99)	1:6:A:DT:H2'	1:6:A:DT:H5''	5	2.1
(1,99)	1:6:A:DT:H2'	1:6:A:DT:H5'	6	2.1
(1,99)	1:6:A:DT:H2'	1:6:A:DT:H5''	6	2.1
(1,99)	1:6:A:DT:H2'	1:6:A:DT:H5'	8	2.1
(1,99)	1:6:A:DT:H2'	1:6:A:DT:H5''	8	2.1
(1,99)	1:6:A:DT:H2'	1:6:A:DT:H5'	9	2.1
(1,99)	1:6:A:DT:H2'	1:6:A:DT:H5''	9	2.1
(1,99)	1:6:A:DT:H2'	1:6:A:DT:H5'	16	2.1

*Continued on next page...*

*Continued from previous page...*

Key	Atom-1	Atom-2	Model ID	Violation (Å)
(1,99)	1:6:A:DT:H2'	1:6:A:DT:H5''	16	2.1
(1,127)	2:15:B:DT:H5'	2:14:B:DC:H42	8	2.09
(1,127)	2:15:B:DT:H5''	2:14:B:DC:H42	8	2.09
(1,127)	2:15:B:DT:H5'	2:14:B:DC:H42	10	2.09
(1,127)	2:15:B:DT:H5''	2:14:B:DC:H42	10	2.09
(1,425)	2:17:B:DC:H42	2:16:B:DT:H5'	13	2.08
(1,425)	2:17:B:DC:H42	2:16:B:DT:H5''	13	2.08
(1,127)	2:15:B:DT:H5'	2:14:B:DC:H42	3	2.08
(1,127)	2:15:B:DT:H5''	2:14:B:DC:H42	3	2.08
(1,127)	2:15:B:DT:H5'	2:14:B:DC:H42	14	2.08
(1,127)	2:15:B:DT:H5''	2:14:B:DC:H42	14	2.08
(1,533)	1:8:A:DT:H5'	1:7:A:DG:H8	1	2.07
(1,533)	1:8:A:DT:H5''	1:7:A:DG:H8	1	2.07
(1,127)	2:15:B:DT:H5'	2:14:B:DC:H42	4	2.07
(1,127)	2:15:B:DT:H5''	2:14:B:DC:H42	4	2.07
(1,127)	2:15:B:DT:H5'	2:14:B:DC:H42	12	2.07
(1,127)	2:15:B:DT:H5''	2:14:B:DC:H42	12	2.07
(1,127)	2:15:B:DT:H5'	2:14:B:DC:H42	13	2.07
(1,127)	2:15:B:DT:H5''	2:14:B:DC:H42	13	2.07
(1,533)	1:8:A:DT:H5'	1:7:A:DG:H8	14	2.06
(1,533)	1:8:A:DT:H5''	1:7:A:DG:H8	14	2.06
(1,127)	2:15:B:DT:H5'	2:14:B:DC:H42	7	2.06
(1,127)	2:15:B:DT:H5''	2:14:B:DC:H42	7	2.06
(1,127)	2:15:B:DT:H5'	2:14:B:DC:H42	15	2.06
(1,127)	2:15:B:DT:H5''	2:14:B:DC:H42	15	2.06
(1,127)	2:15:B:DT:H5'	2:14:B:DC:H42	6	2.05
(1,127)	2:15:B:DT:H5''	2:14:B:DC:H42	6	2.05
(1,127)	2:15:B:DT:H5'	2:14:B:DC:H42	2	2.04
(1,127)	2:15:B:DT:H5''	2:14:B:DC:H42	2	2.04
(1,81)	2:16:B:DT:H5'	2:15:B:DT:H1'	14	2.03
(1,81)	2:16:B:DT:H5''	2:15:B:DT:H1'	14	2.03
(1,533)	1:8:A:DT:H5'	1:7:A:DG:H8	6	2.0
(1,533)	1:8:A:DT:H5''	1:7:A:DG:H8	6	2.0
(1,36)	2:16:B:DT:H5'	1:4:A:DG:H1	8	1.91
(1,36)	2:16:B:DT:H5''	1:4:A:DG:H1	8	1.91
(1,36)	2:16:B:DT:H5'	1:4:A:DG:H1	2	1.89
(1,36)	2:16:B:DT:H5''	1:4:A:DG:H1	2	1.89
(1,36)	2:16:B:DT:H5'	1:4:A:DG:H1	12	1.89
(1,36)	2:16:B:DT:H5''	1:4:A:DG:H1	12	1.89
(1,36)	2:16:B:DT:H5'	1:4:A:DG:H1	3	1.88
(1,36)	2:16:B:DT:H5''	1:4:A:DG:H1	3	1.88
(1,533)	1:8:A:DT:H5'	1:7:A:DG:H8	7	1.87

*Continued on next page...*

*Continued from previous page...*

Key	Atom-1	Atom-2	Model ID	Violation (Å)
(1,533)	1:8:A:DT:H5''	1:7:A:DG:H8	7	1.87
(1,36)	2:16:B:DT:H5'	1:4:A:DG:H1	7	1.87
(1,36)	2:16:B:DT:H5''	1:4:A:DG:H1	7	1.87
(1,36)	2:16:B:DT:H5'	1:4:A:DG:H1	9	1.86
(1,36)	2:16:B:DT:H5''	1:4:A:DG:H1	9	1.86
(1,384)	1:6:A:DT:H5'	1:5:A:DT:H1'	11	1.85
(1,384)	1:6:A:DT:H5''	1:5:A:DT:H1'	11	1.85
(1,36)	2:16:B:DT:H5'	1:4:A:DG:H1	4	1.85
(1,36)	2:16:B:DT:H5''	1:4:A:DG:H1	4	1.85
(1,533)	1:8:A:DT:H5'	1:7:A:DG:H8	2	1.84
(1,533)	1:8:A:DT:H5''	1:7:A:DG:H8	2	1.84
(1,36)	2:16:B:DT:H5'	1:4:A:DG:H1	1	1.84
(1,36)	2:16:B:DT:H5''	1:4:A:DG:H1	1	1.84
(1,444)	1:9:A:DC:H41	1:8:A:DT:H5'	17	1.82
(1,444)	1:9:A:DC:H41	1:8:A:DT:H5''	17	1.82
(1,384)	1:6:A:DT:H5'	1:5:A:DT:H1'	10	1.82
(1,384)	1:6:A:DT:H5''	1:5:A:DT:H1'	10	1.82
(1,425)	2:17:B:DC:H42	2:16:B:DT:H5'	12	1.81
(1,425)	2:17:B:DC:H42	2:16:B:DT:H5''	12	1.81
(1,384)	1:6:A:DT:H5'	1:5:A:DT:H1'	1	1.81
(1,384)	1:6:A:DT:H5''	1:5:A:DT:H1'	1	1.81
(1,425)	2:17:B:DC:H42	2:16:B:DT:H5'	7	1.8
(1,425)	2:17:B:DC:H42	2:16:B:DT:H5''	7	1.8
(1,36)	2:16:B:DT:H5'	1:4:A:DG:H1	10	1.78
(1,36)	2:16:B:DT:H5''	1:4:A:DG:H1	10	1.78
(1,444)	1:9:A:DC:H41	1:8:A:DT:H5'	5	1.77
(1,444)	1:9:A:DC:H41	1:8:A:DT:H5''	5	1.77
(1,425)	2:17:B:DC:H42	2:16:B:DT:H5'	8	1.77
(1,425)	2:17:B:DC:H42	2:16:B:DT:H5''	8	1.77
(1,533)	1:8:A:DT:H5'	1:7:A:DG:H8	4	1.76
(1,533)	1:8:A:DT:H5''	1:7:A:DG:H8	4	1.76
(1,384)	1:6:A:DT:H5'	1:5:A:DT:H1'	15	1.76
(1,384)	1:6:A:DT:H5''	1:5:A:DT:H1'	15	1.76
(1,36)	2:16:B:DT:H5'	1:4:A:DG:H1	16	1.76
(1,36)	2:16:B:DT:H5''	1:4:A:DG:H1	16	1.76
(1,444)	1:9:A:DC:H41	1:8:A:DT:H5'	7	1.75
(1,444)	1:9:A:DC:H41	1:8:A:DT:H5''	7	1.75
(1,118)	1:8:A:DT:H5'	1:7:A:DG:H4'	16	1.75
(1,118)	1:8:A:DT:H5''	1:7:A:DG:H4'	16	1.75
(1,425)	2:17:B:DC:H42	2:16:B:DT:H5'	2	1.74
(1,425)	2:17:B:DC:H42	2:16:B:DT:H5''	2	1.74
(1,382)	1:8:A:DT:H5'	1:7:A:DG:H1'	10	1.74

*Continued on next page...*

*Continued from previous page...*

Key	Atom-1	Atom-2	Model ID	Violation (Å)
(1,382)	1:8:A:DT:H5''	1:7:A:DG:H1'	10	1.74
(1,444)	1:9:A:DC:H41	1:8:A:DT:H5'	2	1.73
(1,444)	1:9:A:DC:H41	1:8:A:DT:H5''	2	1.73
(1,36)	2:16:B:DT:H5'	1:4:A:DG:H1	6	1.73
(1,36)	2:16:B:DT:H5''	1:4:A:DG:H1	6	1.73
(1,533)	1:8:A:DT:H5'	1:7:A:DG:H8	12	1.72
(1,533)	1:8:A:DT:H5''	1:7:A:DG:H8	12	1.72
(1,118)	1:8:A:DT:H5'	1:7:A:DG:H4'	17	1.72
(1,118)	1:8:A:DT:H5''	1:7:A:DG:H4'	17	1.72
(1,444)	1:9:A:DC:H41	1:8:A:DT:H5'	3	1.71
(1,444)	1:9:A:DC:H41	1:8:A:DT:H5''	3	1.71
(1,444)	1:9:A:DC:H41	1:8:A:DT:H5'	4	1.71
(1,444)	1:9:A:DC:H41	1:8:A:DT:H5''	4	1.71
(1,444)	1:9:A:DC:H41	1:8:A:DT:H5'	11	1.71
(1,444)	1:9:A:DC:H41	1:8:A:DT:H5''	11	1.71
(1,425)	2:17:B:DC:H42	2:16:B:DT:H5'	9	1.71
(1,425)	2:17:B:DC:H42	2:16:B:DT:H5''	9	1.71
(1,384)	1:6:A:DT:H5'	1:5:A:DT:H1'	2	1.71
(1,384)	1:6:A:DT:H5''	1:5:A:DT:H1'	2	1.71
(1,93)	1:6:A:DT:H5'	1:5:A:DT:H6	7	1.71
(1,93)	1:6:A:DT:H5''	1:5:A:DT:H6	7	1.71
(1,444)	1:9:A:DC:H41	1:8:A:DT:H5'	8	1.69
(1,444)	1:9:A:DC:H41	1:8:A:DT:H5''	8	1.69
(1,533)	1:8:A:DT:H5'	1:7:A:DG:H8	3	1.68
(1,533)	1:8:A:DT:H5''	1:7:A:DG:H8	3	1.68
(1,93)	1:6:A:DT:H5'	1:5:A:DT:H6	13	1.68
(1,93)	1:6:A:DT:H5''	1:5:A:DT:H6	13	1.68
(1,444)	1:9:A:DC:H41	1:8:A:DT:H5'	9	1.66
(1,444)	1:9:A:DC:H41	1:8:A:DT:H5''	9	1.66
(1,444)	1:9:A:DC:H41	1:8:A:DT:H5'	13	1.66
(1,444)	1:9:A:DC:H41	1:8:A:DT:H5''	13	1.66
(1,444)	1:9:A:DC:H41	1:8:A:DT:H5'	16	1.66
(1,444)	1:9:A:DC:H41	1:8:A:DT:H5''	16	1.66
(1,425)	2:17:B:DC:H42	2:16:B:DT:H5'	4	1.66
(1,425)	2:17:B:DC:H42	2:16:B:DT:H5''	4	1.66
(1,444)	1:9:A:DC:H41	1:8:A:DT:H5'	12	1.65
(1,444)	1:9:A:DC:H41	1:8:A:DT:H5''	12	1.65
(1,425)	2:17:B:DC:H42	2:16:B:DT:H5'	16	1.65
(1,425)	2:17:B:DC:H42	2:16:B:DT:H5''	16	1.65
(1,444)	1:9:A:DC:H41	1:8:A:DT:H5'	15	1.64
(1,444)	1:9:A:DC:H41	1:8:A:DT:H5''	15	1.64
(1,425)	2:17:B:DC:H42	2:16:B:DT:H5'	1	1.64

*Continued on next page...*

*Continued from previous page...*

Key	Atom-1	Atom-2	Model ID	Violation (Å)
(1,425)	2:17:B:DC:H42	2:16:B:DT:H5''	1	1.64
(1,513)	1:5:A:DT:H5'	1:4:A:DG:H8	3	1.63
(1,513)	1:5:A:DT:H5''	1:4:A:DG:H8	3	1.63
(1,425)	2:17:B:DC:H42	2:16:B:DT:H5'	3	1.63
(1,425)	2:17:B:DC:H42	2:16:B:DT:H5''	3	1.63
(1,425)	2:17:B:DC:H42	2:16:B:DT:H5'	10	1.63
(1,425)	2:17:B:DC:H42	2:16:B:DT:H5''	10	1.63
(1,382)	1:8:A:DT:H5'	1:7:A:DG:H1'	17	1.63
(1,382)	1:8:A:DT:H5''	1:7:A:DG:H1'	17	1.63
(1,93)	1:6:A:DT:H5'	1:5:A:DT:H6	12	1.62
(1,93)	1:6:A:DT:H5''	1:5:A:DT:H6	12	1.62
(1,36)	2:16:B:DT:H5'	1:4:A:DG:H1	17	1.62
(1,36)	2:16:B:DT:H5''	1:4:A:DG:H1	17	1.62
(1,533)	1:8:A:DT:H5'	1:7:A:DG:H8	8	1.6
(1,533)	1:8:A:DT:H5''	1:7:A:DG:H8	8	1.6
(1,444)	1:9:A:DC:H41	1:8:A:DT:H5'	14	1.6
(1,444)	1:9:A:DC:H41	1:8:A:DT:H5''	14	1.6
(1,331)	1:9:A:DC:H42	1:8:A:DT:H5'	17	1.6
(1,331)	1:9:A:DC:H42	1:8:A:DT:H5''	17	1.6
(1,382)	1:8:A:DT:H5'	1:7:A:DG:H1'	16	1.59
(1,382)	1:8:A:DT:H5''	1:7:A:DG:H1'	16	1.59
(1,444)	1:9:A:DC:H41	1:8:A:DT:H5'	6	1.58
(1,444)	1:9:A:DC:H41	1:8:A:DT:H5''	6	1.58
(1,533)	1:8:A:DT:H5'	1:7:A:DG:H8	13	1.57
(1,533)	1:8:A:DT:H5''	1:7:A:DG:H8	13	1.57
(1,425)	2:17:B:DC:H42	2:16:B:DT:H5'	6	1.56
(1,425)	2:17:B:DC:H42	2:16:B:DT:H5''	6	1.56
(1,384)	1:6:A:DT:H5'	1:5:A:DT:H1'	5	1.56
(1,384)	1:6:A:DT:H5''	1:5:A:DT:H1'	5	1.56
(1,533)	1:8:A:DT:H5'	1:7:A:DG:H8	11	1.55
(1,533)	1:8:A:DT:H5''	1:7:A:DG:H8	11	1.55
(1,384)	1:6:A:DT:H5'	1:5:A:DT:H1'	4	1.51
(1,384)	1:6:A:DT:H5''	1:5:A:DT:H1'	4	1.51
(1,263)	1:8:A:DT:H5'	1:8:A:DT:H4'	10	1.5
(1,263)	1:8:A:DT:H5''	1:8:A:DT:H4'	10	1.5
(1,383)	2:15:B:DT:H5'	2:14:B:DC:H1'	15	1.49
(1,383)	2:15:B:DT:H5''	2:14:B:DC:H1'	15	1.49
(1,444)	1:9:A:DC:H41	1:8:A:DT:H5'	1	1.48
(1,444)	1:9:A:DC:H41	1:8:A:DT:H5''	1	1.48
(1,383)	2:15:B:DT:H5'	2:14:B:DC:H1'	7	1.48
(1,383)	2:15:B:DT:H5''	2:14:B:DC:H1'	7	1.48
(1,383)	2:15:B:DT:H5'	2:14:B:DC:H1'	12	1.48

*Continued on next page...*

*Continued from previous page...*

Key	Atom-1	Atom-2	Model ID	Violation (Å)
(1,383)	2:15:B:DT:H5''	2:14:B:DC:H1'	12	1.48
(1,383)	2:15:B:DT:H5'	2:14:B:DC:H1'	13	1.48
(1,383)	2:15:B:DT:H5''	2:14:B:DC:H1'	13	1.48
(1,383)	2:15:B:DT:H5'	2:14:B:DC:H1'	6	1.47
(1,383)	2:15:B:DT:H5''	2:14:B:DC:H1'	6	1.47
(1,383)	2:15:B:DT:H5'	2:14:B:DC:H1'	10	1.47
(1,383)	2:15:B:DT:H5''	2:14:B:DC:H1'	10	1.47
(1,383)	2:15:B:DT:H5'	2:14:B:DC:H1'	14	1.47
(1,383)	2:15:B:DT:H5''	2:14:B:DC:H1'	14	1.47
(1,425)	2:17:B:DC:H42	2:16:B:DT:H5'	17	1.46
(1,425)	2:17:B:DC:H42	2:16:B:DT:H5''	17	1.46
(1,383)	2:15:B:DT:H5'	2:14:B:DC:H1'	2	1.46
(1,383)	2:15:B:DT:H5''	2:14:B:DC:H1'	2	1.46
(1,383)	2:15:B:DT:H5'	2:14:B:DC:H1'	3	1.43
(1,383)	2:15:B:DT:H5''	2:14:B:DC:H1'	3	1.43
(1,383)	2:15:B:DT:H5'	2:14:B:DC:H1'	4	1.43
(1,383)	2:15:B:DT:H5''	2:14:B:DC:H1'	4	1.43
(1,331)	1:9:A:DC:H42	1:8:A:DT:H5'	16	1.43
(1,331)	1:9:A:DC:H42	1:8:A:DT:H5''	16	1.43
(1,263)	1:8:A:DT:H5'	1:8:A:DT:H4'	2	1.43
(1,263)	1:8:A:DT:H5''	1:8:A:DT:H4'	2	1.43
(1,383)	2:15:B:DT:H5'	2:14:B:DC:H1'	5	1.42
(1,383)	2:15:B:DT:H5''	2:14:B:DC:H1'	5	1.42
(1,383)	2:15:B:DT:H5'	2:14:B:DC:H1'	11	1.42
(1,383)	2:15:B:DT:H5''	2:14:B:DC:H1'	11	1.42
(1,383)	2:15:B:DT:H5'	2:14:B:DC:H1'	17	1.42
(1,383)	2:15:B:DT:H5''	2:14:B:DC:H1'	17	1.42
(1,533)	1:8:A:DT:H5'	1:7:A:DG:H8	5	1.41
(1,533)	1:8:A:DT:H5''	1:7:A:DG:H8	5	1.41
(1,383)	2:15:B:DT:H5'	2:14:B:DC:H1'	1	1.41
(1,383)	2:15:B:DT:H5''	2:14:B:DC:H1'	1	1.41
(1,383)	2:15:B:DT:H5'	2:14:B:DC:H1'	8	1.41
(1,383)	2:15:B:DT:H5''	2:14:B:DC:H1'	8	1.41
(1,383)	2:15:B:DT:H5'	2:14:B:DC:H1'	9	1.41
(1,383)	2:15:B:DT:H5''	2:14:B:DC:H1'	9	1.41
(1,263)	1:8:A:DT:H5'	1:8:A:DT:H4'	1	1.41
(1,263)	1:8:A:DT:H5''	1:8:A:DT:H4'	1	1.41
(1,263)	1:8:A:DT:H5'	1:8:A:DT:H4'	8	1.41
(1,263)	1:8:A:DT:H5''	1:8:A:DT:H4'	8	1.41
(1,263)	1:8:A:DT:H5'	1:8:A:DT:H4'	15	1.41
(1,263)	1:8:A:DT:H5''	1:8:A:DT:H4'	15	1.41
(1,533)	1:8:A:DT:H5'	1:7:A:DG:H8	10	1.4

*Continued on next page...*

*Continued from previous page...*

Key	Atom-1	Atom-2	Model ID	Violation (Å)
(1,533)	1:8:A:DT:H5''	1:7:A:DG:H8	10	1.4
(1,383)	2:15:B:DT:H5'	2:14:B:DC:H1'	16	1.4
(1,383)	2:15:B:DT:H5''	2:14:B:DC:H1'	16	1.4
(1,263)	1:8:A:DT:H5'	1:8:A:DT:H4'	3	1.4
(1,263)	1:8:A:DT:H5''	1:8:A:DT:H4'	3	1.4
(1,263)	1:8:A:DT:H5'	1:8:A:DT:H4'	4	1.4
(1,263)	1:8:A:DT:H5''	1:8:A:DT:H4'	4	1.4
(1,263)	1:8:A:DT:H5'	1:8:A:DT:H4'	5	1.4
(1,263)	1:8:A:DT:H5''	1:8:A:DT:H4'	5	1.4
(1,263)	1:8:A:DT:H5'	1:8:A:DT:H4'	6	1.4
(1,263)	1:8:A:DT:H5''	1:8:A:DT:H4'	6	1.4
(1,263)	1:8:A:DT:H5'	1:8:A:DT:H4'	9	1.4
(1,263)	1:8:A:DT:H5''	1:8:A:DT:H4'	9	1.4
(1,263)	1:8:A:DT:H5'	1:8:A:DT:H4'	11	1.4
(1,263)	1:8:A:DT:H5''	1:8:A:DT:H4'	11	1.4
(1,425)	2:17:B:DC:H42	2:16:B:DT:H5'	14	1.39
(1,425)	2:17:B:DC:H42	2:16:B:DT:H5''	14	1.39
(1,344)	2:16:B:DT:H5'	2:15:B:DT:H6	17	1.39
(1,344)	2:16:B:DT:H5''	2:15:B:DT:H6	17	1.39
(1,263)	1:8:A:DT:H5'	1:8:A:DT:H4'	14	1.39
(1,263)	1:8:A:DT:H5''	1:8:A:DT:H4'	14	1.39
(1,93)	1:6:A:DT:H5'	1:5:A:DT:H6	17	1.39
(1,93)	1:6:A:DT:H5''	1:5:A:DT:H6	17	1.39
(1,344)	2:16:B:DT:H5'	2:15:B:DT:H6	13	1.38
(1,344)	2:16:B:DT:H5''	2:15:B:DT:H6	13	1.38
(1,344)	2:16:B:DT:H5'	2:15:B:DT:H6	7	1.37
(1,344)	2:16:B:DT:H5''	2:15:B:DT:H6	7	1.37
(1,344)	2:16:B:DT:H5'	2:15:B:DT:H6	12	1.37
(1,344)	2:16:B:DT:H5''	2:15:B:DT:H6	12	1.37
(1,331)	1:9:A:DC:H42	1:8:A:DT:H5'	5	1.37
(1,331)	1:9:A:DC:H42	1:8:A:DT:H5''	5	1.37
(1,331)	1:9:A:DC:H42	1:8:A:DT:H5'	7	1.37
(1,331)	1:9:A:DC:H42	1:8:A:DT:H5''	7	1.37
(1,263)	1:8:A:DT:H5'	1:8:A:DT:H4'	7	1.37
(1,263)	1:8:A:DT:H5''	1:8:A:DT:H4'	7	1.37
(1,384)	1:6:A:DT:H5'	1:5:A:DT:H1'	16	1.36
(1,384)	1:6:A:DT:H5''	1:5:A:DT:H1'	16	1.36
(1,344)	2:16:B:DT:H5'	2:15:B:DT:H6	15	1.35
(1,344)	2:16:B:DT:H5''	2:15:B:DT:H6	15	1.35
(1,263)	1:8:A:DT:H5'	1:8:A:DT:H4'	13	1.35
(1,263)	1:8:A:DT:H5''	1:8:A:DT:H4'	13	1.35
(1,384)	1:6:A:DT:H5'	1:5:A:DT:H1'	8	1.34

*Continued on next page...*

*Continued from previous page...*

Key	Atom-1	Atom-2	Model ID	Violation (Å)
(1,384)	1:6:A:DT:H5''	1:5:A:DT:H1'	8	1.34
(1,384)	1:6:A:DT:H5'	1:5:A:DT:H1'	9	1.34
(1,384)	1:6:A:DT:H5''	1:5:A:DT:H1'	9	1.34
(1,263)	1:8:A:DT:H5'	1:8:A:DT:H4'	12	1.34
(1,263)	1:8:A:DT:H5''	1:8:A:DT:H4'	12	1.34
(1,331)	1:9:A:DC:H42	1:8:A:DT:H5'	2	1.33
(1,331)	1:9:A:DC:H42	1:8:A:DT:H5''	2	1.33
(1,99)	1:6:A:DT:H2'	1:6:A:DT:H5'	1	1.33
(1,99)	1:6:A:DT:H2'	1:6:A:DT:H5''	1	1.33
(1,99)	1:6:A:DT:H2'	1:6:A:DT:H5'	2	1.33
(1,99)	1:6:A:DT:H2'	1:6:A:DT:H5''	2	1.33
(1,99)	1:6:A:DT:H2'	1:6:A:DT:H5'	10	1.33
(1,99)	1:6:A:DT:H2'	1:6:A:DT:H5''	10	1.33
(1,99)	1:6:A:DT:H2'	1:6:A:DT:H5'	11	1.33
(1,99)	1:6:A:DT:H2'	1:6:A:DT:H5''	11	1.33
(1,384)	1:6:A:DT:H5'	1:5:A:DT:H1'	6	1.32
(1,384)	1:6:A:DT:H5''	1:5:A:DT:H1'	6	1.32
(1,344)	2:16:B:DT:H5'	2:15:B:DT:H6	3	1.32
(1,344)	2:16:B:DT:H5''	2:15:B:DT:H6	3	1.32
(1,344)	2:16:B:DT:H5'	2:15:B:DT:H6	5	1.32
(1,344)	2:16:B:DT:H5''	2:15:B:DT:H6	5	1.32
(1,344)	2:16:B:DT:H5'	2:15:B:DT:H6	9	1.32
(1,344)	2:16:B:DT:H5''	2:15:B:DT:H6	9	1.32
(1,331)	1:9:A:DC:H42	1:8:A:DT:H5'	4	1.32
(1,331)	1:9:A:DC:H42	1:8:A:DT:H5''	4	1.32
(1,331)	1:9:A:DC:H42	1:8:A:DT:H5'	3	1.31
(1,331)	1:9:A:DC:H42	1:8:A:DT:H5''	3	1.31
(1,331)	1:9:A:DC:H42	1:8:A:DT:H5'	8	1.3
(1,331)	1:9:A:DC:H42	1:8:A:DT:H5''	8	1.3
(1,331)	1:9:A:DC:H42	1:8:A:DT:H5'	11	1.3
(1,331)	1:9:A:DC:H42	1:8:A:DT:H5''	11	1.3
(1,36)	2:16:B:DT:H5'	1:4:A:DG:H1	5	1.3
(1,36)	2:16:B:DT:H5''	1:4:A:DG:H1	5	1.3
(1,344)	2:16:B:DT:H5'	2:15:B:DT:H6	8	1.28
(1,344)	2:16:B:DT:H5''	2:15:B:DT:H6	8	1.28
(1,344)	2:16:B:DT:H5'	2:15:B:DT:H6	11	1.28
(1,344)	2:16:B:DT:H5''	2:15:B:DT:H6	11	1.28
(1,344)	2:16:B:DT:H5'	2:15:B:DT:H6	16	1.28
(1,344)	2:16:B:DT:H5''	2:15:B:DT:H6	16	1.28
(1,36)	2:16:B:DT:H5'	1:4:A:DG:H1	11	1.27
(1,36)	2:16:B:DT:H5''	1:4:A:DG:H1	11	1.27
(1,344)	2:16:B:DT:H5'	2:15:B:DT:H6	6	1.26

*Continued on next page...*

*Continued from previous page...*

Key	Atom-1	Atom-2	Model ID	Violation (Å)
(1,344)	2:16:B:DT:H5''	2:15:B:DT:H6	6	1.26
(1,344)	2:16:B:DT:H5'	2:15:B:DT:H6	2	1.25
(1,344)	2:16:B:DT:H5''	2:15:B:DT:H6	2	1.25
(1,344)	2:16:B:DT:H5'	2:15:B:DT:H6	4	1.24
(1,344)	2:16:B:DT:H5''	2:15:B:DT:H6	4	1.24
(1,344)	2:16:B:DT:H5'	2:15:B:DT:H6	1	1.23
(1,344)	2:16:B:DT:H5''	2:15:B:DT:H6	1	1.23
(1,344)	2:16:B:DT:H5'	2:15:B:DT:H6	10	1.23
(1,344)	2:16:B:DT:H5''	2:15:B:DT:H6	10	1.23
(1,331)	1:9:A:DC:H42	1:8:A:DT:H5'	9	1.23
(1,331)	1:9:A:DC:H42	1:8:A:DT:H5''	9	1.23
(1,331)	1:9:A:DC:H42	1:8:A:DT:H5'	12	1.23
(1,331)	1:9:A:DC:H42	1:8:A:DT:H5''	12	1.23
(1,331)	1:9:A:DC:H42	1:8:A:DT:H5'	13	1.23
(1,331)	1:9:A:DC:H42	1:8:A:DT:H5''	13	1.23
(1,36)	2:16:B:DT:H5'	1:4:A:DG:H1	15	1.22
(1,36)	2:16:B:DT:H5''	1:4:A:DG:H1	15	1.22
(1,384)	1:6:A:DT:H5'	1:5:A:DT:H1'	3	1.21
(1,384)	1:6:A:DT:H5''	1:5:A:DT:H1'	3	1.21
(1,331)	1:9:A:DC:H42	1:8:A:DT:H5'	15	1.19
(1,331)	1:9:A:DC:H42	1:8:A:DT:H5''	15	1.19
(1,513)	1:5:A:DT:H5'	1:4:A:DG:H8	5	1.18
(1,513)	1:5:A:DT:H5''	1:4:A:DG:H8	5	1.18
(1,513)	1:5:A:DT:H5'	1:4:A:DG:H8	13	1.18
(1,513)	1:5:A:DT:H5''	1:4:A:DG:H8	13	1.18
(1,513)	1:5:A:DT:H5'	1:4:A:DG:H8	8	1.17
(1,513)	1:5:A:DT:H5''	1:4:A:DG:H8	8	1.17
(1,513)	1:5:A:DT:H5'	1:4:A:DG:H8	12	1.17
(1,513)	1:5:A:DT:H5''	1:4:A:DG:H8	12	1.17
(1,513)	1:5:A:DT:H5'	1:4:A:DG:H8	1	1.16
(1,513)	1:5:A:DT:H5''	1:4:A:DG:H8	1	1.16
(1,513)	1:5:A:DT:H5'	1:4:A:DG:H8	9	1.16
(1,513)	1:5:A:DT:H5''	1:4:A:DG:H8	9	1.16
(1,513)	1:5:A:DT:H5'	1:4:A:DG:H8	15	1.16
(1,513)	1:5:A:DT:H5''	1:4:A:DG:H8	15	1.16
(1,331)	1:9:A:DC:H42	1:8:A:DT:H5'	14	1.16
(1,331)	1:9:A:DC:H42	1:8:A:DT:H5''	14	1.16
(1,533)	1:8:A:DT:H5'	1:7:A:DG:H8	16	1.15
(1,533)	1:8:A:DT:H5''	1:7:A:DG:H8	16	1.15
(1,513)	1:5:A:DT:H5'	1:4:A:DG:H8	4	1.15
(1,513)	1:5:A:DT:H5''	1:4:A:DG:H8	4	1.15
(1,513)	1:5:A:DT:H5'	1:4:A:DG:H8	10	1.15

*Continued on next page...*

*Continued from previous page...*

Key	Atom-1	Atom-2	Model ID	Violation (Å)
(1,513)	1:5:A:DT:H5''	1:4:A:DG:H8	10	1.15
(1,513)	1:5:A:DT:H5'	1:4:A:DG:H8	11	1.15
(1,513)	1:5:A:DT:H5''	1:4:A:DG:H8	11	1.15
(1,513)	1:5:A:DT:H5'	1:4:A:DG:H8	2	1.14
(1,513)	1:5:A:DT:H5''	1:4:A:DG:H8	2	1.14
(1,263)	1:8:A:DT:H5'	1:8:A:DT:H4'	16	1.14
(1,263)	1:8:A:DT:H5''	1:8:A:DT:H4'	16	1.14
(1,263)	1:8:A:DT:H5'	1:8:A:DT:H4'	17	1.14
(1,263)	1:8:A:DT:H5''	1:8:A:DT:H4'	17	1.14
(1,533)	1:8:A:DT:H5'	1:7:A:DG:H8	17	1.13
(1,533)	1:8:A:DT:H5''	1:7:A:DG:H8	17	1.13
(1,331)	1:9:A:DC:H42	1:8:A:DT:H5'	6	1.13
(1,331)	1:9:A:DC:H42	1:8:A:DT:H5''	6	1.13
(1,93)	1:6:A:DT:H5'	1:5:A:DT:H6	2	1.13
(1,93)	1:6:A:DT:H5''	1:5:A:DT:H6	2	1.13
(1,81)	2:16:B:DT:H5'	2:15:B:DT:H1'	4	1.13
(1,81)	2:16:B:DT:H5''	2:15:B:DT:H1'	4	1.13
(1,81)	2:16:B:DT:H5'	2:15:B:DT:H1'	6	1.09
(1,81)	2:16:B:DT:H5''	2:15:B:DT:H1'	6	1.09
(1,93)	1:6:A:DT:H5'	1:5:A:DT:H6	1	1.07
(1,93)	1:6:A:DT:H5''	1:5:A:DT:H6	1	1.07
(1,446)	2:15:B:DT:H5'	2:14:B:DC:H6	8	1.06
(1,446)	2:15:B:DT:H5''	2:14:B:DC:H6	8	1.06
(1,93)	1:6:A:DT:H5'	1:5:A:DT:H6	10	1.06
(1,93)	1:6:A:DT:H5''	1:5:A:DT:H6	10	1.06
(1,93)	1:6:A:DT:H5'	1:5:A:DT:H6	11	1.06
(1,93)	1:6:A:DT:H5''	1:5:A:DT:H6	11	1.06
(1,36)	2:16:B:DT:H5'	1:4:A:DG:H1	14	1.06
(1,36)	2:16:B:DT:H5''	1:4:A:DG:H1	14	1.06
(1,118)	1:8:A:DT:H5'	1:7:A:DG:H4'	3	1.05
(1,118)	1:8:A:DT:H5''	1:7:A:DG:H4'	3	1.05
(1,446)	2:15:B:DT:H5'	2:14:B:DC:H6	3	1.04
(1,446)	2:15:B:DT:H5''	2:14:B:DC:H6	3	1.04
(1,446)	2:15:B:DT:H5'	2:14:B:DC:H6	4	1.04
(1,446)	2:15:B:DT:H5''	2:14:B:DC:H6	4	1.04
(1,81)	2:16:B:DT:H5'	2:15:B:DT:H1'	16	1.04
(1,81)	2:16:B:DT:H5''	2:15:B:DT:H1'	16	1.04
(1,446)	2:15:B:DT:H5'	2:14:B:DC:H6	16	1.03
(1,446)	2:15:B:DT:H5''	2:14:B:DC:H6	16	1.03
(1,446)	2:15:B:DT:H5'	2:14:B:DC:H6	17	1.03
(1,446)	2:15:B:DT:H5''	2:14:B:DC:H6	17	1.03
(1,93)	1:6:A:DT:H5'	1:5:A:DT:H6	3	1.03

*Continued on next page...*

*Continued from previous page...*

Key	Atom-1	Atom-2	Model ID	Violation (Å)
(1,93)	1:6:A:DT:H5''	1:5:A:DT:H6	3	1.03
(1,81)	2:16:B:DT:H5'	2:15:B:DT:H1'	10	1.03
(1,81)	2:16:B:DT:H5''	2:15:B:DT:H1'	10	1.03
(1,513)	1:5:A:DT:H5'	1:4:A:DG:H8	16	1.02
(1,513)	1:5:A:DT:H5''	1:4:A:DG:H8	16	1.02
(1,118)	1:8:A:DT:H5'	1:7:A:DG:H4'	5	1.02
(1,118)	1:8:A:DT:H5''	1:7:A:DG:H4'	5	1.02
(1,93)	1:6:A:DT:H5'	1:5:A:DT:H6	14	1.02
(1,93)	1:6:A:DT:H5''	1:5:A:DT:H6	14	1.02
(1,513)	1:5:A:DT:H5'	1:4:A:DG:H8	6	1.01
(1,513)	1:5:A:DT:H5''	1:4:A:DG:H8	6	1.01
(1,513)	1:5:A:DT:H5'	1:4:A:DG:H8	7	1.01
(1,513)	1:5:A:DT:H5''	1:4:A:DG:H8	7	1.01
(1,331)	1:9:A:DC:H42	1:8:A:DT:H5'	1	1.01
(1,331)	1:9:A:DC:H42	1:8:A:DT:H5''	1	1.01
(1,446)	2:15:B:DT:H5'	2:14:B:DC:H6	5	1.0
(1,446)	2:15:B:DT:H5''	2:14:B:DC:H6	5	1.0
(1,118)	1:8:A:DT:H5'	1:7:A:DG:H4'	8	1.0
(1,118)	1:8:A:DT:H5''	1:7:A:DG:H4'	8	1.0
(1,81)	2:16:B:DT:H5'	2:15:B:DT:H1'	17	1.0
(1,81)	2:16:B:DT:H5''	2:15:B:DT:H1'	17	1.0
(1,446)	2:15:B:DT:H5'	2:14:B:DC:H6	9	0.99
(1,446)	2:15:B:DT:H5''	2:14:B:DC:H6	9	0.99
(1,446)	2:15:B:DT:H5'	2:14:B:DC:H6	11	0.99
(1,446)	2:15:B:DT:H5''	2:14:B:DC:H6	11	0.99
(1,118)	1:8:A:DT:H5'	1:7:A:DG:H4'	11	0.99
(1,118)	1:8:A:DT:H5''	1:7:A:DG:H4'	11	0.99
(1,446)	2:15:B:DT:H5'	2:14:B:DC:H6	1	0.98
(1,446)	2:15:B:DT:H5''	2:14:B:DC:H6	1	0.98
(1,118)	1:8:A:DT:H5'	1:7:A:DG:H4'	4	0.98
(1,118)	1:8:A:DT:H5''	1:7:A:DG:H4'	4	0.98
(1,446)	2:15:B:DT:H5'	2:14:B:DC:H6	2	0.97
(1,446)	2:15:B:DT:H5''	2:14:B:DC:H6	2	0.97
(1,446)	2:15:B:DT:H5'	2:14:B:DC:H6	7	0.97
(1,446)	2:15:B:DT:H5''	2:14:B:DC:H6	7	0.97
(1,81)	2:16:B:DT:H5'	2:15:B:DT:H1'	7	0.97
(1,81)	2:16:B:DT:H5''	2:15:B:DT:H1'	7	0.97
(1,81)	2:16:B:DT:H5'	2:15:B:DT:H1'	9	0.97
(1,81)	2:16:B:DT:H5''	2:15:B:DT:H1'	9	0.97
(1,446)	2:15:B:DT:H5'	2:14:B:DC:H6	6	0.96
(1,446)	2:15:B:DT:H5''	2:14:B:DC:H6	6	0.96
(1,446)	2:15:B:DT:H5'	2:14:B:DC:H6	13	0.96

*Continued on next page...*

*Continued from previous page...*

Key	Atom-1	Atom-2	Model ID	Violation (Å)
(1,446)	2:15:B:DT:H5''	2:14:B:DC:H6	13	0.96
(1,446)	2:15:B:DT:H5'	2:14:B:DC:H6	14	0.96
(1,446)	2:15:B:DT:H5''	2:14:B:DC:H6	14	0.96
(1,93)	1:6:A:DT:H5'	1:5:A:DT:H6	6	0.95
(1,93)	1:6:A:DT:H5''	1:5:A:DT:H6	6	0.95
(1,93)	1:6:A:DT:H5'	1:5:A:DT:H6	9	0.95
(1,93)	1:6:A:DT:H5''	1:5:A:DT:H6	9	0.95
(1,513)	1:5:A:DT:H5'	1:4:A:DG:H8	17	0.94
(1,513)	1:5:A:DT:H5''	1:4:A:DG:H8	17	0.94
(1,446)	2:15:B:DT:H5'	2:14:B:DC:H6	12	0.94
(1,446)	2:15:B:DT:H5''	2:14:B:DC:H6	12	0.94
(1,118)	1:8:A:DT:H5'	1:7:A:DG:H4'	2	0.94
(1,118)	1:8:A:DT:H5''	1:7:A:DG:H4'	2	0.94
(1,93)	1:6:A:DT:H5'	1:5:A:DT:H6	8	0.94
(1,93)	1:6:A:DT:H5''	1:5:A:DT:H6	8	0.94
(1,81)	2:16:B:DT:H5'	2:15:B:DT:H1'	2	0.94
(1,81)	2:16:B:DT:H5''	2:15:B:DT:H1'	2	0.94
(1,81)	2:16:B:DT:H5'	2:15:B:DT:H1'	8	0.94
(1,81)	2:16:B:DT:H5''	2:15:B:DT:H1'	8	0.94
(1,93)	1:6:A:DT:H5'	1:5:A:DT:H6	16	0.93
(1,93)	1:6:A:DT:H5''	1:5:A:DT:H6	16	0.93
(1,446)	2:15:B:DT:H5'	2:14:B:DC:H6	10	0.92
(1,446)	2:15:B:DT:H5''	2:14:B:DC:H6	10	0.92
(1,446)	2:15:B:DT:H5'	2:14:B:DC:H6	15	0.92
(1,446)	2:15:B:DT:H5''	2:14:B:DC:H6	15	0.92
(1,81)	2:16:B:DT:H5'	2:15:B:DT:H1'	12	0.91
(1,81)	2:16:B:DT:H5''	2:15:B:DT:H1'	12	0.91
(1,513)	1:5:A:DT:H5'	1:4:A:DG:H8	14	0.9
(1,513)	1:5:A:DT:H5''	1:4:A:DG:H8	14	0.9
(1,344)	2:16:B:DT:H5'	2:15:B:DT:H6	14	0.9
(1,344)	2:16:B:DT:H5''	2:15:B:DT:H6	14	0.9
(1,81)	2:16:B:DT:H5'	2:15:B:DT:H1'	1	0.9
(1,81)	2:16:B:DT:H5''	2:15:B:DT:H1'	1	0.9
(1,425)	2:17:B:DC:H42	2:16:B:DT:H5'	5	0.88
(1,425)	2:17:B:DC:H42	2:16:B:DT:H5''	5	0.88
(1,93)	1:6:A:DT:H5'	1:5:A:DT:H6	4	0.88
(1,93)	1:6:A:DT:H5''	1:5:A:DT:H6	4	0.88
(1,81)	2:16:B:DT:H5'	2:15:B:DT:H1'	3	0.87
(1,81)	2:16:B:DT:H5''	2:15:B:DT:H1'	3	0.87
(1,81)	2:16:B:DT:H5'	2:15:B:DT:H1'	13	0.86
(1,81)	2:16:B:DT:H5''	2:15:B:DT:H1'	13	0.86
(1,425)	2:17:B:DC:H42	2:16:B:DT:H5'	11	0.83

*Continued on next page...*

*Continued from previous page...*

Key	Atom-1	Atom-2	Model ID	Violation (Å)
(1,425)	2:17:B:DC:H42	2:16:B:DT:H5''	11	0.83
(1,93)	1:6:A:DT:H5'	1:5:A:DT:H6	5	0.81
(1,93)	1:6:A:DT:H5''	1:5:A:DT:H6	5	0.81
(1,425)	2:17:B:DC:H42	2:16:B:DT:H5'	15	0.78
(1,425)	2:17:B:DC:H42	2:16:B:DT:H5''	15	0.78
(1,422)	2:15:B:DT:H5'	2:14:B:DC:H3'	9	0.78
(1,422)	2:15:B:DT:H5''	2:14:B:DC:H3'	9	0.78
(1,422)	2:15:B:DT:H5'	2:14:B:DC:H3'	10	0.78
(1,422)	2:15:B:DT:H5''	2:14:B:DC:H3'	10	0.78
(1,422)	2:15:B:DT:H5'	2:14:B:DC:H3'	15	0.78
(1,422)	2:15:B:DT:H5''	2:14:B:DC:H3'	15	0.78
(1,422)	2:15:B:DT:H5'	2:14:B:DC:H3'	7	0.77
(1,422)	2:15:B:DT:H5''	2:14:B:DC:H3'	7	0.77
(1,422)	2:15:B:DT:H5'	2:14:B:DC:H3'	1	0.76
(1,422)	2:15:B:DT:H5''	2:14:B:DC:H3'	1	0.76
(1,422)	2:15:B:DT:H5'	2:14:B:DC:H3'	14	0.74
(1,422)	2:15:B:DT:H5''	2:14:B:DC:H3'	14	0.74
(1,422)	2:15:B:DT:H5'	2:14:B:DC:H3'	11	0.73
(1,422)	2:15:B:DT:H5''	2:14:B:DC:H3'	11	0.73
(1,422)	2:15:B:DT:H5'	2:14:B:DC:H3'	12	0.73
(1,422)	2:15:B:DT:H5''	2:14:B:DC:H3'	12	0.73
(1,93)	1:6:A:DT:H5'	1:5:A:DT:H6	15	0.72
(1,93)	1:6:A:DT:H5''	1:5:A:DT:H6	15	0.72
(1,382)	1:8:A:DT:H5'	1:7:A:DG:H1'	3	0.71
(1,382)	1:8:A:DT:H5''	1:7:A:DG:H1'	3	0.71
(1,422)	2:15:B:DT:H5'	2:14:B:DC:H3'	5	0.7
(1,422)	2:15:B:DT:H5''	2:14:B:DC:H3'	5	0.7
(1,422)	2:15:B:DT:H5'	2:14:B:DC:H3'	13	0.7
(1,422)	2:15:B:DT:H5''	2:14:B:DC:H3'	13	0.7
(1,382)	1:8:A:DT:H5'	1:7:A:DG:H1'	5	0.7
(1,382)	1:8:A:DT:H5''	1:7:A:DG:H1'	5	0.7
(1,422)	2:15:B:DT:H5'	2:14:B:DC:H3'	6	0.69
(1,422)	2:15:B:DT:H5''	2:14:B:DC:H3'	6	0.69
(1,422)	2:15:B:DT:H5'	2:14:B:DC:H3'	16	0.69
(1,422)	2:15:B:DT:H5''	2:14:B:DC:H3'	16	0.69
(1,422)	2:15:B:DT:H5'	2:14:B:DC:H3'	17	0.69
(1,422)	2:15:B:DT:H5''	2:14:B:DC:H3'	17	0.69
(1,384)	1:6:A:DT:H5'	1:5:A:DT:H1'	14	0.69
(1,384)	1:6:A:DT:H5''	1:5:A:DT:H1'	14	0.69
(1,422)	2:15:B:DT:H5'	2:14:B:DC:H3'	2	0.67
(1,422)	2:15:B:DT:H5''	2:14:B:DC:H3'	2	0.67
(1,375)	1:8:A:DT:H2''	1:8:A:DT:H5'	9	0.64

*Continued on next page...*

*Continued from previous page...*

Key	Atom-1	Atom-2	Model ID	Violation (Å)
(1,375)	1:8:A:DT:H2''	1:8:A:DT:H5''	9	0.64
(1,451)	1:6:A:DT:H5'	1:5:A:DT:H5'	7	0.63
(1,451)	1:6:A:DT:H5'	1:5:A:DT:H5''	7	0.63
(1,451)	1:6:A:DT:H5''	1:5:A:DT:H5'	7	0.63
(1,451)	1:6:A:DT:H5''	1:5:A:DT:H5''	7	0.63
(1,422)	2:15:B:DT:H5'	2:14:B:DC:H3'	3	0.63
(1,422)	2:15:B:DT:H5''	2:14:B:DC:H3'	3	0.63
(1,382)	1:8:A:DT:H5'	1:7:A:DG:H1'	11	0.63
(1,382)	1:8:A:DT:H5''	1:7:A:DG:H1'	11	0.63
(1,375)	1:8:A:DT:H2''	1:8:A:DT:H5'	1	0.63
(1,375)	1:8:A:DT:H2''	1:8:A:DT:H5''	1	0.63
(1,375)	1:8:A:DT:H2''	1:8:A:DT:H5'	3	0.63
(1,375)	1:8:A:DT:H2''	1:8:A:DT:H5''	3	0.63
(1,375)	1:8:A:DT:H2''	1:8:A:DT:H5'	4	0.63
(1,375)	1:8:A:DT:H2''	1:8:A:DT:H5''	4	0.63
(1,375)	1:8:A:DT:H2''	1:8:A:DT:H5'	5	0.63
(1,375)	1:8:A:DT:H2''	1:8:A:DT:H5''	5	0.63
(1,375)	1:8:A:DT:H2''	1:8:A:DT:H5'	6	0.63
(1,375)	1:8:A:DT:H2''	1:8:A:DT:H5''	6	0.63
(1,375)	1:8:A:DT:H2''	1:8:A:DT:H5'	7	0.63
(1,375)	1:8:A:DT:H2''	1:8:A:DT:H5''	7	0.63
(1,375)	1:8:A:DT:H2''	1:8:A:DT:H5'	8	0.63
(1,375)	1:8:A:DT:H2''	1:8:A:DT:H5''	8	0.63
(1,375)	1:8:A:DT:H2''	1:8:A:DT:H5'	11	0.63
(1,375)	1:8:A:DT:H2''	1:8:A:DT:H5''	11	0.63
(1,375)	1:8:A:DT:H2''	1:8:A:DT:H5'	12	0.63
(1,375)	1:8:A:DT:H2''	1:8:A:DT:H5''	12	0.63
(1,375)	1:8:A:DT:H2''	1:8:A:DT:H5'	13	0.63
(1,375)	1:8:A:DT:H2''	1:8:A:DT:H5''	13	0.63
(1,375)	1:8:A:DT:H2''	1:8:A:DT:H5'	14	0.63
(1,375)	1:8:A:DT:H2''	1:8:A:DT:H5''	14	0.63
(1,375)	1:8:A:DT:H2''	1:8:A:DT:H5'	15	0.63
(1,375)	1:8:A:DT:H2''	1:8:A:DT:H5''	15	0.63
(1,422)	2:15:B:DT:H5'	2:14:B:DC:H3'	4	0.62
(1,422)	2:15:B:DT:H5''	2:14:B:DC:H3'	4	0.62
(1,422)	2:15:B:DT:H5'	2:14:B:DC:H3'	8	0.62
(1,422)	2:15:B:DT:H5''	2:14:B:DC:H3'	8	0.62
(1,382)	1:8:A:DT:H5'	1:7:A:DG:H1'	4	0.62
(1,382)	1:8:A:DT:H5''	1:7:A:DG:H1'	4	0.62
(1,375)	1:8:A:DT:H2''	1:8:A:DT:H5'	2	0.62
(1,375)	1:8:A:DT:H2''	1:8:A:DT:H5''	2	0.62
(1,451)	1:6:A:DT:H5'	1:5:A:DT:H5'	13	0.58

*Continued on next page...*

*Continued from previous page...*

Key	Atom-1	Atom-2	Model ID	Violation (Å)
(1,451)	1:6:A:DT:H5'	1:5:A:DT:H5''	13	0.58
(1,451)	1:6:A:DT:H5''	1:5:A:DT:H5'	13	0.58
(1,451)	1:6:A:DT:H5''	1:5:A:DT:H5''	13	0.58
(1,164)	2:15:B:DT:H5'	2:14:B:DC:H41	9	0.58
(1,164)	2:15:B:DT:H5''	2:14:B:DC:H41	9	0.58
(1,451)	1:6:A:DT:H5'	1:5:A:DT:H5'	12	0.57
(1,451)	1:6:A:DT:H5'	1:5:A:DT:H5''	12	0.57
(1,451)	1:6:A:DT:H5''	1:5:A:DT:H5'	12	0.57
(1,451)	1:6:A:DT:H5''	1:5:A:DT:H5''	12	0.57
(1,382)	1:8:A:DT:H5'	1:7:A:DG:H1'	8	0.57
(1,382)	1:8:A:DT:H5''	1:7:A:DG:H1'	8	0.57
(1,375)	1:8:A:DT:H2''	1:8:A:DT:H5'	16	0.57
(1,375)	1:8:A:DT:H2''	1:8:A:DT:H5''	16	0.57
(1,375)	1:8:A:DT:H2''	1:8:A:DT:H5'	17	0.57
(1,375)	1:8:A:DT:H2''	1:8:A:DT:H5''	17	0.57
(1,125)	1:8:A:DT:H2'	1:8:A:DT:H5'	9	0.57
(1,125)	1:8:A:DT:H2'	1:8:A:DT:H5''	9	0.57
(1,406)	1:8:A:DT:H5'	1:7:A:DG:H3'	10	0.56
(1,406)	1:8:A:DT:H5''	1:7:A:DG:H3'	10	0.56
(1,406)	1:8:A:DT:H5'	1:7:A:DG:H3'	17	0.56
(1,406)	1:8:A:DT:H5''	1:7:A:DG:H3'	17	0.56
(1,164)	2:15:B:DT:H5'	2:14:B:DC:H41	1	0.56
(1,164)	2:15:B:DT:H5''	2:14:B:DC:H41	1	0.56
(1,164)	2:15:B:DT:H5'	2:14:B:DC:H41	11	0.56
(1,164)	2:15:B:DT:H5''	2:14:B:DC:H41	11	0.56
(1,125)	1:8:A:DT:H2'	1:8:A:DT:H5'	3	0.56
(1,125)	1:8:A:DT:H2'	1:8:A:DT:H5''	3	0.56
(1,125)	1:8:A:DT:H2'	1:8:A:DT:H5'	4	0.56
(1,125)	1:8:A:DT:H2'	1:8:A:DT:H5''	4	0.56
(1,125)	1:8:A:DT:H2'	1:8:A:DT:H5'	15	0.56
(1,125)	1:8:A:DT:H2'	1:8:A:DT:H5''	15	0.56
(1,164)	2:15:B:DT:H5'	2:14:B:DC:H41	5	0.55
(1,164)	2:15:B:DT:H5''	2:14:B:DC:H41	5	0.55
(1,125)	1:8:A:DT:H2'	1:8:A:DT:H5'	1	0.55
(1,125)	1:8:A:DT:H2'	1:8:A:DT:H5''	1	0.55
(1,125)	1:8:A:DT:H2'	1:8:A:DT:H5'	5	0.55
(1,125)	1:8:A:DT:H2'	1:8:A:DT:H5''	5	0.55
(1,125)	1:8:A:DT:H2'	1:8:A:DT:H5'	6	0.55
(1,125)	1:8:A:DT:H2'	1:8:A:DT:H5''	6	0.55
(1,125)	1:8:A:DT:H2'	1:8:A:DT:H5'	7	0.55
(1,125)	1:8:A:DT:H2'	1:8:A:DT:H5''	7	0.55
(1,125)	1:8:A:DT:H2'	1:8:A:DT:H5'	8	0.55

*Continued on next page...*

*Continued from previous page...*

Key	Atom-1	Atom-2	Model ID	Violation (Å)
(1,125)	1:8:A:DT:H2'	1:8:A:DT:H5''	8	0.55
(1,125)	1:8:A:DT:H2'	1:8:A:DT:H5'	11	0.55
(1,125)	1:8:A:DT:H2'	1:8:A:DT:H5''	11	0.55
(1,125)	1:8:A:DT:H2'	1:8:A:DT:H5'	13	0.55
(1,125)	1:8:A:DT:H2'	1:8:A:DT:H5''	13	0.55
(1,125)	1:8:A:DT:H2'	1:8:A:DT:H5'	14	0.55
(1,125)	1:8:A:DT:H2'	1:8:A:DT:H5''	14	0.55
(1,373)	1:5:A:DT:H5'	1:4:A:DG:H2''	2	0.54
(1,373)	1:5:A:DT:H5''	1:4:A:DG:H2''	2	0.54
(1,373)	1:5:A:DT:H5'	1:4:A:DG:H2''	11	0.54
(1,373)	1:5:A:DT:H5''	1:4:A:DG:H2''	11	0.54
(1,164)	2:15:B:DT:H5'	2:14:B:DC:H41	10	0.54
(1,164)	2:15:B:DT:H5''	2:14:B:DC:H41	10	0.54
(1,125)	1:8:A:DT:H2'	1:8:A:DT:H5'	2	0.54
(1,125)	1:8:A:DT:H2'	1:8:A:DT:H5''	2	0.54
(1,125)	1:8:A:DT:H2'	1:8:A:DT:H5'	12	0.54
(1,125)	1:8:A:DT:H2'	1:8:A:DT:H5''	12	0.54
(1,373)	1:5:A:DT:H5'	1:4:A:DG:H2''	15	0.53
(1,373)	1:5:A:DT:H5''	1:4:A:DG:H2''	15	0.53
(1,164)	2:15:B:DT:H5'	2:14:B:DC:H41	16	0.53
(1,164)	2:15:B:DT:H5''	2:14:B:DC:H41	16	0.53
(1,406)	1:8:A:DT:H5'	1:7:A:DG:H3'	16	0.52
(1,406)	1:8:A:DT:H5''	1:7:A:DG:H3'	16	0.52
(1,373)	1:5:A:DT:H5'	1:4:A:DG:H2''	5	0.51
(1,373)	1:5:A:DT:H5''	1:4:A:DG:H2''	5	0.51
(1,373)	1:5:A:DT:H5'	1:4:A:DG:H2''	10	0.51
(1,373)	1:5:A:DT:H5''	1:4:A:DG:H2''	10	0.51
(1,164)	2:15:B:DT:H5'	2:14:B:DC:H41	17	0.51
(1,164)	2:15:B:DT:H5''	2:14:B:DC:H41	17	0.51
(1,373)	1:5:A:DT:H5'	1:4:A:DG:H2''	4	0.5
(1,373)	1:5:A:DT:H5''	1:4:A:DG:H2''	4	0.5
(1,373)	1:5:A:DT:H5'	1:4:A:DG:H2''	8	0.5
(1,373)	1:5:A:DT:H5''	1:4:A:DG:H2''	8	0.5
(1,373)	1:5:A:DT:H5'	1:4:A:DG:H2''	9	0.5
(1,373)	1:5:A:DT:H5''	1:4:A:DG:H2''	9	0.5
(1,373)	1:5:A:DT:H5'	1:4:A:DG:H2''	1	0.49
(1,373)	1:5:A:DT:H5''	1:4:A:DG:H2''	1	0.49
(1,164)	2:15:B:DT:H5'	2:14:B:DC:H41	12	0.49
(1,164)	2:15:B:DT:H5''	2:14:B:DC:H41	12	0.49
(1,164)	2:15:B:DT:H5'	2:14:B:DC:H41	14	0.49
(1,164)	2:15:B:DT:H5''	2:14:B:DC:H41	14	0.49
(1,164)	2:15:B:DT:H5'	2:14:B:DC:H41	15	0.49

*Continued on next page...*

*Continued from previous page...*

Key	Atom-1	Atom-2	Model ID	Violation (Å)
(1,164)	2:15:B:DT:H5''	2:14:B:DC:H41	15	0.49
(1,373)	1:5:A:DT:H5'	1:4:A:DG:H2''	12	0.48
(1,373)	1:5:A:DT:H5''	1:4:A:DG:H2''	12	0.48
(1,164)	2:15:B:DT:H5'	2:14:B:DC:H41	13	0.48
(1,164)	2:15:B:DT:H5''	2:14:B:DC:H41	13	0.48
(1,373)	1:5:A:DT:H5'	1:4:A:DG:H2''	13	0.47
(1,373)	1:5:A:DT:H5''	1:4:A:DG:H2''	13	0.47
(1,164)	2:15:B:DT:H5'	2:14:B:DC:H41	3	0.47
(1,164)	2:15:B:DT:H5''	2:14:B:DC:H41	3	0.47
(1,164)	2:15:B:DT:H5'	2:14:B:DC:H41	8	0.47
(1,164)	2:15:B:DT:H5''	2:14:B:DC:H41	8	0.47
(1,164)	2:15:B:DT:H5'	2:14:B:DC:H41	2	0.46
(1,164)	2:15:B:DT:H5''	2:14:B:DC:H41	2	0.46
(1,164)	2:15:B:DT:H5'	2:14:B:DC:H41	6	0.46
(1,164)	2:15:B:DT:H5''	2:14:B:DC:H41	6	0.46
(1,164)	2:15:B:DT:H5'	2:14:B:DC:H41	7	0.46
(1,164)	2:15:B:DT:H5''	2:14:B:DC:H41	7	0.46
(1,373)	1:5:A:DT:H5'	1:4:A:DG:H2''	14	0.45
(1,373)	1:5:A:DT:H5''	1:4:A:DG:H2''	14	0.45
(1,164)	2:15:B:DT:H5'	2:14:B:DC:H41	4	0.45
(1,164)	2:15:B:DT:H5''	2:14:B:DC:H41	4	0.45
(1,373)	1:5:A:DT:H5'	1:4:A:DG:H2''	16	0.44
(1,373)	1:5:A:DT:H5''	1:4:A:DG:H2''	16	0.44
(1,451)	1:6:A:DT:H5'	1:5:A:DT:H5'	17	0.43
(1,451)	1:6:A:DT:H5'	1:5:A:DT:H5''	17	0.43
(1,451)	1:6:A:DT:H5''	1:5:A:DT:H5'	17	0.43
(1,451)	1:6:A:DT:H5''	1:5:A:DT:H5''	17	0.43
(1,382)	1:8:A:DT:H5'	1:7:A:DG:H1'	2	0.43
(1,382)	1:8:A:DT:H5''	1:7:A:DG:H1'	2	0.43
(1,373)	1:5:A:DT:H5'	1:4:A:DG:H2''	17	0.42
(1,373)	1:5:A:DT:H5''	1:4:A:DG:H2''	17	0.42
(3,15)	1:10:A:DC:H5'	1:9:A:DC:H6	12	0.39
(1,432)	2:13:B:DA:H3'	2:13:B:DA:H8	8	0.39
(1,373)	1:5:A:DT:H5'	1:4:A:DG:H2''	6	0.39
(1,373)	1:5:A:DT:H5''	1:4:A:DG:H2''	6	0.39
(3,15)	1:10:A:DC:H5'	1:9:A:DC:H6	13	0.38
(1,432)	2:13:B:DA:H3'	2:13:B:DA:H8	15	0.38
(1,432)	2:13:B:DA:H3'	2:13:B:DA:H8	1	0.37
(1,432)	2:13:B:DA:H3'	2:13:B:DA:H8	14	0.37
(1,432)	2:13:B:DA:H3'	2:13:B:DA:H8	16	0.37
(1,432)	2:13:B:DA:H3'	2:13:B:DA:H8	17	0.37
(1,459)	1:8:A:DT:H5'	1:7:A:DG:H2'	9	0.36

*Continued on next page...*

*Continued from previous page...*

Key	Atom-1	Atom-2	Model ID	Violation (Å)
(1,459)	1:8:A:DT:H5''	1:7:A:DG:H2'	9	0.36
(1,432)	2:13:B:DA:H3'	2:13:B:DA:H8	2	0.36
(1,432)	2:13:B:DA:H3'	2:13:B:DA:H8	6	0.36
(1,432)	2:13:B:DA:H3'	2:13:B:DA:H8	9	0.36
(1,94)	2:14:B:DC:H2'	2:13:B:DA:H2''	17	0.36
(3,16)	1:9:A:DC:H5'	1:8:A:DT:H6	17	0.35
(1,555)	1:8:A:DT:H5'	1:7:A:DG:H2''	17	0.35
(1,555)	1:8:A:DT:H5''	1:7:A:DG:H2''	17	0.35
(1,432)	2:13:B:DA:H3'	2:13:B:DA:H8	12	0.35
(1,432)	2:13:B:DA:H3'	2:13:B:DA:H8	13	0.35
(1,373)	1:5:A:DT:H5'	1:4:A:DG:H2''	7	0.35
(1,373)	1:5:A:DT:H5''	1:4:A:DG:H2''	7	0.35
(1,94)	2:14:B:DC:H2'	2:13:B:DA:H2''	4	0.35
(1,94)	2:14:B:DC:H2'	2:13:B:DA:H2''	16	0.35
(3,15)	1:10:A:DC:H5'	1:9:A:DC:H6	11	0.34
(1,432)	2:13:B:DA:H3'	2:13:B:DA:H8	4	0.34
(1,432)	2:13:B:DA:H3'	2:13:B:DA:H8	7	0.34
(1,136)	2:20:B:DG:H1'	2:20:B:DG:H5'	8	0.34
(1,136)	2:20:B:DG:H1'	2:20:B:DG:H5'	13	0.34
(1,94)	2:14:B:DC:H2'	2:13:B:DA:H2''	8	0.34
(1,432)	2:13:B:DA:H3'	2:13:B:DA:H8	3	0.33
(1,432)	2:13:B:DA:H3'	2:13:B:DA:H8	5	0.33
(1,414)	1:4:A:DG:H8	1:4:A:DG:H4'	3	0.33
(1,158)	1:6:A:DT:H5'	1:5:A:DT:H2''	15	0.33
(1,158)	1:6:A:DT:H5''	1:5:A:DT:H2''	15	0.33
(1,118)	1:8:A:DT:H5'	1:7:A:DG:H4'	9	0.33
(1,118)	1:8:A:DT:H5''	1:7:A:DG:H4'	9	0.33
(1,432)	2:13:B:DA:H3'	2:13:B:DA:H8	10	0.32
(1,432)	2:13:B:DA:H3'	2:13:B:DA:H8	11	0.32
(1,125)	1:8:A:DT:H2'	1:8:A:DT:H5'	16	0.32
(1,125)	1:8:A:DT:H2'	1:8:A:DT:H5''	16	0.32
(1,125)	1:8:A:DT:H2'	1:8:A:DT:H5'	17	0.32
(1,125)	1:8:A:DT:H2'	1:8:A:DT:H5''	17	0.32
(3,15)	1:10:A:DC:H5'	1:9:A:DC:H6	14	0.31
(1,118)	1:8:A:DT:H5'	1:7:A:DG:H4'	12	0.31
(1,118)	1:8:A:DT:H5''	1:7:A:DG:H4'	12	0.31
(1,118)	1:8:A:DT:H5'	1:7:A:DG:H4'	15	0.31
(1,118)	1:8:A:DT:H5''	1:7:A:DG:H4'	15	0.31
(1,459)	1:8:A:DT:H5'	1:7:A:DG:H2'	15	0.3
(1,459)	1:8:A:DT:H5''	1:7:A:DG:H2'	15	0.3
(1,43)	2:14:B:DC:H4'	2:14:B:DC:H5''	8	0.3
(1,23)	1:6:A:DT:H6	1:5:A:DT:H1'	17	0.3

*Continued on next page...*

*Continued from previous page...*

Key	Atom-1	Atom-2	Model ID	Violation (Å)
(1,118)	1:8:A:DT:H5'	1:7:A:DG:H4'	6	0.29
(1,118)	1:8:A:DT:H5''	1:7:A:DG:H4'	6	0.29
(1,94)	2:14:B:DC:H2'	2:13:B:DA:H2''	3	0.29
(1,94)	2:14:B:DC:H2'	2:13:B:DA:H2''	7	0.29
(1,94)	2:14:B:DC:H2'	2:13:B:DA:H2''	10	0.29
(1,325)	1:4:A:DG:H2''	1:3:A:DC:H1'	3	0.28
(1,158)	1:6:A:DT:H5'	1:5:A:DT:H2''	5	0.28
(1,158)	1:6:A:DT:H5''	1:5:A:DT:H2''	5	0.28
(1,118)	1:8:A:DT:H5'	1:7:A:DG:H4'	1	0.28
(1,118)	1:8:A:DT:H5''	1:7:A:DG:H4'	1	0.28
(1,118)	1:8:A:DT:H5'	1:7:A:DG:H4'	13	0.28
(1,118)	1:8:A:DT:H5''	1:7:A:DG:H4'	13	0.28
(1,79)	1:3:A:DC:H2'	1:2:A:DG:H1'	4	0.28
(1,79)	1:3:A:DC:H2'	1:2:A:DG:H1'	16	0.28
(1,23)	1:6:A:DT:H6	1:5:A:DT:H1'	13	0.28
(4,16)	1:4:A:DG:N2	2:17:B:DC:O2	11	0.27
(4,16)	1:4:A:DG:N2	2:17:B:DC:O2	13	0.27
(4,16)	1:4:A:DG:N2	2:17:B:DC:O2	15	0.27
(1,415)	1:9:A:DC:H42	1:9:A:DC:H6	1	0.27
(1,415)	1:9:A:DC:H42	1:9:A:DC:H6	14	0.27
(1,79)	1:3:A:DC:H2'	1:2:A:DG:H1'	15	0.27
(1,23)	1:6:A:DT:H6	1:5:A:DT:H1'	7	0.27
(1,555)	1:8:A:DT:H5'	1:7:A:DG:H2''	16	0.26
(1,555)	1:8:A:DT:H5''	1:7:A:DG:H2''	16	0.26
(1,459)	1:8:A:DT:H5'	1:7:A:DG:H2'	1	0.26
(1,459)	1:8:A:DT:H5''	1:7:A:DG:H2'	1	0.26
(1,415)	1:9:A:DC:H42	1:9:A:DC:H6	2	0.26
(1,415)	1:9:A:DC:H42	1:9:A:DC:H6	3	0.26
(1,415)	1:9:A:DC:H42	1:9:A:DC:H6	4	0.26
(1,415)	1:9:A:DC:H42	1:9:A:DC:H6	5	0.26
(1,415)	1:9:A:DC:H42	1:9:A:DC:H6	6	0.26
(1,415)	1:9:A:DC:H42	1:9:A:DC:H6	7	0.26
(1,415)	1:9:A:DC:H42	1:9:A:DC:H6	8	0.26
(1,415)	1:9:A:DC:H42	1:9:A:DC:H6	9	0.26
(1,415)	1:9:A:DC:H42	1:9:A:DC:H6	10	0.26
(1,415)	1:9:A:DC:H42	1:9:A:DC:H6	11	0.26
(1,415)	1:9:A:DC:H42	1:9:A:DC:H6	12	0.26
(1,415)	1:9:A:DC:H42	1:9:A:DC:H6	13	0.26
(1,415)	1:9:A:DC:H42	1:9:A:DC:H6	15	0.26
(1,415)	1:9:A:DC:H42	1:9:A:DC:H6	16	0.26
(1,415)	1:9:A:DC:H42	1:9:A:DC:H6	17	0.26
(1,238)	1:2:A:DG:H8	1:1:A:DC:H6	16	0.26

*Continued on next page...*

*Continued from previous page...*

Key	Atom-1	Atom-2	Model ID	Violation (Å)
(1,135)	2:19:B:DC:H6	2:19:B:DC:H5'	1	0.26
(1,118)	1:8:A:DT:H5'	1:7:A:DG:H4'	7	0.26
(1,118)	1:8:A:DT:H5''	1:7:A:DG:H4'	7	0.26
(1,94)	2:14:B:DC:H2'	2:13:B:DA:H2''	9	0.26
(1,79)	1:3:A:DC:H2'	1:2:A:DG:H1'	5	0.26
(1,79)	1:3:A:DC:H2'	1:2:A:DG:H1'	6	0.26
(4,16)	1:4:A:DG:N2	2:17:B:DC:O2	2	0.25
(4,16)	1:4:A:DG:N2	2:17:B:DC:O2	5	0.25
(1,384)	1:6:A:DT:H5'	1:5:A:DT:H1'	17	0.25
(1,384)	1:6:A:DT:H5''	1:5:A:DT:H1'	17	0.25
(1,317)	1:7:A:DG:H5'	1:6:A:DT:H6	12	0.25
(1,118)	1:8:A:DT:H5'	1:7:A:DG:H4'	14	0.25
(1,118)	1:8:A:DT:H5''	1:7:A:DG:H4'	14	0.25
(4,16)	1:4:A:DG:N2	2:17:B:DC:O2	4	0.24
(4,16)	1:4:A:DG:N2	2:17:B:DC:O2	8	0.24
(4,16)	1:4:A:DG:N2	2:17:B:DC:O2	12	0.24
(4,16)	1:4:A:DG:N2	2:17:B:DC:O2	16	0.24
(1,487)	2:16:B:DT:H3'	2:15:B:DT:H2''	15	0.24
(1,325)	1:4:A:DG:H2''	1:3:A:DC:H1'	2	0.24
(1,325)	1:4:A:DG:H2''	1:3:A:DC:H1'	15	0.24
(1,317)	1:7:A:DG:H5'	1:6:A:DT:H6	10	0.24
(1,94)	2:14:B:DC:H2'	2:13:B:DA:H2''	15	0.24
(1,23)	1:6:A:DT:H6	1:5:A:DT:H1'	12	0.24
(1,23)	1:6:A:DT:H6	1:5:A:DT:H1'	14	0.24
(4,16)	1:4:A:DG:N2	2:17:B:DC:O2	9	0.23
(1,317)	1:7:A:DG:H5'	1:6:A:DT:H6	3	0.23
(1,317)	1:7:A:DG:H5'	1:6:A:DT:H6	13	0.23
(1,317)	1:7:A:DG:H5'	1:6:A:DT:H6	14	0.23
(1,229)	2:19:B:DC:H2'	2:18:B:DG:H1'	13	0.23
(1,158)	1:6:A:DT:H5'	1:5:A:DT:H2''	4	0.23
(1,158)	1:6:A:DT:H5''	1:5:A:DT:H2''	4	0.23
(1,158)	1:6:A:DT:H5'	1:5:A:DT:H2''	14	0.23
(1,158)	1:6:A:DT:H5''	1:5:A:DT:H2''	14	0.23
(1,158)	1:6:A:DT:H5'	1:5:A:DT:H2''	16	0.23
(1,158)	1:6:A:DT:H5''	1:5:A:DT:H2''	16	0.23
(1,94)	2:14:B:DC:H2'	2:13:B:DA:H2''	1	0.23
(1,79)	1:3:A:DC:H2'	1:2:A:DG:H1'	12	0.23
(4,16)	1:4:A:DG:N2	2:17:B:DC:O2	10	0.22
(1,487)	2:16:B:DT:H3'	2:15:B:DT:H2''	5	0.22
(1,372)	1:10:A:DC:H5	1:9:A:DC:H2''	7	0.22
(1,364)	2:18:B:DG:H1	2:17:B:DC:H41	1	0.22
(1,364)	2:18:B:DG:H1	2:17:B:DC:H41	3	0.22

*Continued on next page...*

*Continued from previous page...*

Key	Atom-1	Atom-2	Model ID	Violation (Å)
(1,325)	1:4:A:DG:H2''	1:3:A:DC:H1'	10	0.22
(1,325)	1:4:A:DG:H2''	1:3:A:DC:H1'	12	0.22
(1,317)	1:7:A:DG:H5'	1:6:A:DT:H6	9	0.22
(1,317)	1:7:A:DG:H5'	1:6:A:DT:H6	17	0.22
(1,288)	2:12:B:DG:H5'	2:11:B:DG:H2'	15	0.22
(1,1)	2:17:B:DC:H2'	2:16:B:DT:H2''	1	0.22
(1,487)	2:16:B:DT:H3'	2:15:B:DT:H2''	11	0.21
(1,372)	1:10:A:DC:H5	1:9:A:DC:H2''	10	0.21
(1,372)	1:10:A:DC:H5	1:9:A:DC:H2''	17	0.21
(1,325)	1:4:A:DG:H2''	1:3:A:DC:H1'	8	0.21
(1,325)	1:4:A:DG:H2''	1:3:A:DC:H1'	11	0.21
(1,325)	1:4:A:DG:H2''	1:3:A:DC:H1'	13	0.21
(1,317)	1:7:A:DG:H5'	1:6:A:DT:H6	7	0.21
(1,229)	2:19:B:DC:H2'	2:18:B:DG:H1'	16	0.21
(1,158)	1:6:A:DT:H5'	1:5:A:DT:H2''	6	0.21
(1,158)	1:6:A:DT:H5''	1:5:A:DT:H2''	6	0.21
(1,158)	1:6:A:DT:H5'	1:5:A:DT:H2''	9	0.21
(1,158)	1:6:A:DT:H5''	1:5:A:DT:H2''	9	0.21
(1,94)	2:14:B:DC:H2'	2:13:B:DA:H2''	14	0.21
(1,81)	2:16:B:DT:H5'	2:15:B:DT:H1'	15	0.21
(1,81)	2:16:B:DT:H5''	2:15:B:DT:H1'	15	0.21
(1,1)	2:17:B:DC:H2'	2:16:B:DT:H2''	10	0.21
(4,16)	1:4:A:DG:N2	2:17:B:DC:O2	1	0.2
(4,16)	1:4:A:DG:N2	2:17:B:DC:O2	6	0.2
(4,16)	1:4:A:DG:N2	2:17:B:DC:O2	7	0.2
(1,511)	1:7:A:DG:H8	1:6:A:DT:H1'	17	0.2
(1,487)	2:16:B:DT:H3'	2:15:B:DT:H2''	3	0.2
(1,436)	2:19:B:DC:H42	2:18:B:DG:H1	16	0.2
(1,372)	1:10:A:DC:H5	1:9:A:DC:H2''	4	0.2
(1,317)	1:7:A:DG:H5'	1:6:A:DT:H6	5	0.2
(1,317)	1:7:A:DG:H5'	1:6:A:DT:H6	11	0.2
(1,299)	2:19:B:DC:H6	2:18:B:DG:H1	9	0.2
(1,251)	1:10:A:DC:H2'	1:9:A:DC:H1'	14	0.2
(1,229)	2:19:B:DC:H2'	2:18:B:DG:H1'	1	0.2
(1,102)	2:12:B:DG:H22	2:11:B:DG:H22	11	0.2
(1,94)	2:14:B:DC:H2'	2:13:B:DA:H2''	2	0.2
(1,79)	1:3:A:DC:H2'	1:2:A:DG:H1'	2	0.2
(1,1)	2:17:B:DC:H2'	2:16:B:DT:H2''	4	0.2
(1,532)	1:2:A:DG:H8	1:2:A:DG:H5'	9	0.19
(1,500)	1:5:A:DT:H1'	1:4:A:DG:H1	14	0.19
(1,372)	1:10:A:DC:H5	1:9:A:DC:H2''	3	0.19
(1,325)	1:4:A:DG:H2''	1:3:A:DC:H1'	4	0.19

*Continued on next page...*

*Continued from previous page...*

Key	Atom-1	Atom-2	Model ID	Violation (Å)
(1,325)	1:4:A:DG:H2''	1:3:A:DC:H1'	5	0.19
(1,238)	1:2:A:DG:H8	1:1:A:DC:H6	15	0.19
(1,158)	1:6:A:DT:H5'	1:5:A:DT:H2''	8	0.19
(1,158)	1:6:A:DT:H5''	1:5:A:DT:H2''	8	0.19
(1,94)	2:14:B:DC:H2'	2:13:B:DA:H2''	6	0.19
(1,79)	1:3:A:DC:H2'	1:2:A:DG:H1'	10	0.19
(1,1)	2:17:B:DC:H2'	2:16:B:DT:H2''	14	0.19
(4,31)	1:10:A:DC:O2	2:11:B:DG:N2	12	0.18
(1,504)	1:4:A:DG:H8	1:3:A:DC:H2''	16	0.18
(1,487)	2:16:B:DT:H3'	2:15:B:DT:H2''	7	0.18
(1,487)	2:16:B:DT:H3'	2:15:B:DT:H2''	13	0.18
(1,373)	1:5:A:DT:H5'	1:4:A:DG:H2''	3	0.18
(1,373)	1:5:A:DT:H5''	1:4:A:DG:H2''	3	0.18
(1,299)	2:19:B:DC:H6	2:18:B:DG:H1	8	0.18
(1,291)	2:15:B:DT:H6	2:14:B:DC:H4'	2	0.18
(1,81)	2:16:B:DT:H5'	2:15:B:DT:H1'	11	0.18
(1,81)	2:16:B:DT:H5''	2:15:B:DT:H1'	11	0.18
(1,79)	1:3:A:DC:H2'	1:2:A:DG:H1'	11	0.18
(1,79)	1:3:A:DC:H2'	1:2:A:DG:H1'	14	0.18
(1,76)	1:9:A:DC:H5	1:8:A:DT:H3	6	0.18
(1,1)	2:17:B:DC:H2'	2:16:B:DT:H2''	12	0.18
(1,1)	2:17:B:DC:H2'	2:16:B:DT:H2''	17	0.18
(4,20)	1:7:A:DG:N2	2:14:B:DC:O2	12	0.17
(1,511)	1:7:A:DG:H8	1:6:A:DT:H1'	13	0.17
(1,487)	2:16:B:DT:H3'	2:15:B:DT:H2''	1	0.17
(1,487)	2:16:B:DT:H3'	2:15:B:DT:H2''	9	0.17
(1,487)	2:16:B:DT:H3'	2:15:B:DT:H2''	12	0.17
(1,372)	1:10:A:DC:H5	1:9:A:DC:H2''	2	0.17
(1,364)	2:18:B:DG:H1	2:17:B:DC:H41	2	0.17
(1,351)	1:10:A:DC:H5	1:9:A:DC:H6	7	0.17
(1,351)	1:10:A:DC:H5	1:9:A:DC:H6	10	0.17
(1,325)	1:4:A:DG:H2''	1:3:A:DC:H1'	14	0.17
(1,317)	1:7:A:DG:H5'	1:6:A:DT:H6	6	0.17
(1,79)	1:3:A:DC:H2'	1:2:A:DG:H1'	17	0.17
(1,23)	1:6:A:DT:H6	1:5:A:DT:H1'	6	0.17
(1,1)	2:17:B:DC:H2'	2:16:B:DT:H2''	3	0.17
(4,31)	1:10:A:DC:O2	2:11:B:DG:N2	13	0.16
(4,22)	1:8:A:DT:N3	2:13:B:DA:N1	6	0.16
(4,13)	1:4:A:DG:O6	2:17:B:DC:N4	11	0.16
(1,511)	1:7:A:DG:H8	1:6:A:DT:H1'	7	0.16
(1,511)	1:7:A:DG:H8	1:6:A:DT:H1'	14	0.16
(1,487)	2:16:B:DT:H3'	2:15:B:DT:H2''	2	0.16

*Continued on next page...*

*Continued from previous page...*

Key	Atom-1	Atom-2	Model ID	Violation (Å)
(1,487)	2:16:B:DT:H3'	2:15:B:DT:H2''	17	0.16
(1,437)	2:17:B:DC:H41	1:3:A:DC:H5	3	0.16
(1,436)	2:19:B:DC:H42	2:18:B:DG:H1	15	0.16
(1,381)	1:3:A:DC:H2'	1:3:A:DC:H5	16	0.16
(1,372)	1:10:A:DC:H5	1:9:A:DC:H2''	5	0.16
(1,372)	1:10:A:DC:H5	1:9:A:DC:H2''	16	0.16
(1,352)	1:5:A:DT:H6	1:5:A:DT:H5'	7	0.16
(1,325)	1:4:A:DG:H2''	1:3:A:DC:H1'	1	0.16
(1,325)	1:4:A:DG:H2''	1:3:A:DC:H1'	9	0.16
(1,295)	2:19:B:DC:H41	1:1:A:DC:H5	8	0.16
(1,271)	2:18:B:DG:H5''	2:17:B:DC:H2''	14	0.16
(1,259)	1:4:A:DG:H1'	1:4:A:DG:H5'	11	0.16
(1,238)	1:2:A:DG:H8	1:1:A:DC:H6	17	0.16
(1,229)	2:19:B:DC:H2'	2:18:B:DG:H1'	12	0.16
(1,126)	2:20:B:DG:H8	2:20:B:DG:H5''	13	0.16
(1,81)	2:16:B:DT:H5'	2:15:B:DT:H1'	5	0.16
(1,81)	2:16:B:DT:H5''	2:15:B:DT:H1'	5	0.16
(1,79)	1:3:A:DC:H2'	1:2:A:DG:H1'	1	0.16
(1,79)	1:3:A:DC:H2'	1:2:A:DG:H1'	3	0.16
(1,79)	1:3:A:DC:H2'	1:2:A:DG:H1'	8	0.16
(1,71)	1:1:A:DC:H6	1:1:A:DC:H5''	3	0.16
(1,23)	1:6:A:DT:H6	1:5:A:DT:H1'	16	0.16
(4,22)	1:8:A:DT:N3	2:13:B:DA:N1	1	0.15
(4,22)	1:8:A:DT:N3	2:13:B:DA:N1	13	0.15
(4,20)	1:7:A:DG:N2	2:14:B:DC:O2	7	0.15
(4,20)	1:7:A:DG:N2	2:14:B:DC:O2	13	0.15
(4,20)	1:7:A:DG:N2	2:14:B:DC:O2	17	0.15
(4,13)	1:4:A:DG:O6	2:17:B:DC:N4	15	0.15
(4,12)	1:3:A:DC:O2	2:18:B:DG:N2	3	0.15
(1,531)	1:2:A:DG:H8	1:1:A:DC:H1'	3	0.15
(1,531)	1:2:A:DG:H8	1:1:A:DC:H1'	5	0.15
(1,508)	1:4:A:DG:H2'	1:4:A:DG:H1'	1	0.15
(1,508)	1:4:A:DG:H2'	1:4:A:DG:H1'	2	0.15
(1,508)	1:4:A:DG:H2'	1:4:A:DG:H1'	4	0.15
(1,508)	1:4:A:DG:H2'	1:4:A:DG:H1'	5	0.15
(1,508)	1:4:A:DG:H2'	1:4:A:DG:H1'	6	0.15
(1,508)	1:4:A:DG:H2'	1:4:A:DG:H1'	7	0.15
(1,508)	1:4:A:DG:H2'	1:4:A:DG:H1'	8	0.15
(1,508)	1:4:A:DG:H2'	1:4:A:DG:H1'	9	0.15
(1,508)	1:4:A:DG:H2'	1:4:A:DG:H1'	10	0.15
(1,508)	1:4:A:DG:H2'	1:4:A:DG:H1'	11	0.15
(1,508)	1:4:A:DG:H2'	1:4:A:DG:H1'	12	0.15

*Continued on next page...*

*Continued from previous page...*

Key	Atom-1	Atom-2	Model ID	Violation (Å)
(1,508)	1:4:A:DG:H2'	1:4:A:DG:H1'	13	0.15
(1,508)	1:4:A:DG:H2'	1:4:A:DG:H1'	14	0.15
(1,508)	1:4:A:DG:H2'	1:4:A:DG:H1'	15	0.15
(1,508)	1:4:A:DG:H2'	1:4:A:DG:H1'	16	0.15
(1,508)	1:4:A:DG:H2'	1:4:A:DG:H1'	17	0.15
(1,487)	2:16:B:DT:H3'	2:15:B:DT:H2''	8	0.15
(1,487)	2:16:B:DT:H3'	2:15:B:DT:H2''	10	0.15
(1,487)	2:16:B:DT:H3'	2:15:B:DT:H2''	16	0.15
(1,429)	1:7:A:DG:H8	1:6:A:DT:H2'	11	0.15
(1,372)	1:10:A:DC:H5	1:9:A:DC:H2''	6	0.15
(1,372)	1:10:A:DC:H5	1:9:A:DC:H2''	9	0.15
(1,364)	2:18:B:DG:H1	2:17:B:DC:H41	8	0.15
(1,364)	2:18:B:DG:H1	2:17:B:DC:H41	12	0.15
(1,352)	1:5:A:DT:H6	1:5:A:DT:H5'	12	0.15
(1,352)	1:5:A:DT:H6	1:5:A:DT:H5'	13	0.15
(1,325)	1:4:A:DG:H2''	1:3:A:DC:H1'	17	0.15
(1,322)	2:18:B:DG:H5''	2:17:B:DC:H2'	17	0.15
(1,318)	2:19:B:DC:H2'	2:18:B:DG:H2'	12	0.15
(1,317)	1:7:A:DG:H5'	1:6:A:DT:H6	15	0.15
(1,299)	2:19:B:DC:H6	2:18:B:DG:H1	2	0.15
(1,299)	2:19:B:DC:H6	2:18:B:DG:H1	3	0.15
(1,293)	2:15:B:DT:H5''	2:15:B:DT:H5'	1	0.15
(1,293)	2:15:B:DT:H5''	2:15:B:DT:H5'	2	0.15
(1,293)	2:15:B:DT:H5''	2:15:B:DT:H5'	3	0.15
(1,293)	2:15:B:DT:H5''	2:15:B:DT:H5'	4	0.15
(1,293)	2:15:B:DT:H5''	2:15:B:DT:H5'	5	0.15
(1,293)	2:15:B:DT:H5''	2:15:B:DT:H5'	6	0.15
(1,293)	2:15:B:DT:H5''	2:15:B:DT:H5'	7	0.15
(1,293)	2:15:B:DT:H5''	2:15:B:DT:H5'	8	0.15
(1,293)	2:15:B:DT:H5''	2:15:B:DT:H5'	9	0.15
(1,293)	2:15:B:DT:H5''	2:15:B:DT:H5'	10	0.15
(1,293)	2:15:B:DT:H5''	2:15:B:DT:H5'	11	0.15
(1,293)	2:15:B:DT:H5''	2:15:B:DT:H5'	12	0.15
(1,293)	2:15:B:DT:H5''	2:15:B:DT:H5'	13	0.15
(1,293)	2:15:B:DT:H5''	2:15:B:DT:H5'	14	0.15
(1,293)	2:15:B:DT:H5''	2:15:B:DT:H5'	15	0.15
(1,293)	2:15:B:DT:H5''	2:15:B:DT:H5'	17	0.15
(1,286)	1:10:A:DC:H6	1:9:A:DC:H3'	11	0.15
(1,259)	1:4:A:DG:H1'	1:4:A:DG:H5'	2	0.15
(1,259)	1:4:A:DG:H1'	1:4:A:DG:H5'	4	0.15
(1,259)	1:4:A:DG:H1'	1:4:A:DG:H5'	5	0.15
(1,259)	1:4:A:DG:H1'	1:4:A:DG:H5'	8	0.15

*Continued on next page...*

*Continued from previous page...*

Key	Atom-1	Atom-2	Model ID	Violation (Å)
(1,259)	1:4:A:DG:H1'	1:4:A:DG:H5'	9	0.15
(1,259)	1:4:A:DG:H1'	1:4:A:DG:H5'	10	0.15
(1,259)	1:4:A:DG:H1'	1:4:A:DG:H5'	12	0.15
(1,259)	1:4:A:DG:H1'	1:4:A:DG:H5'	13	0.15
(1,259)	1:4:A:DG:H1'	1:4:A:DG:H5'	15	0.15
(1,237)	2:16:B:DT:H5'	2:15:B:DT:H3'	11	0.15
(1,228)	1:5:A:DT:H2'	1:4:A:DG:H1'	3	0.15
(1,177)	1:5:A:DT:H2''	1:5:A:DT:H4'	3	0.15
(1,177)	1:5:A:DT:H2''	1:5:A:DT:H4'	4	0.15
(1,177)	1:5:A:DT:H2''	1:5:A:DT:H4'	5	0.15
(1,177)	1:5:A:DT:H2''	1:5:A:DT:H4'	7	0.15
(1,177)	1:5:A:DT:H2''	1:5:A:DT:H4'	8	0.15
(1,177)	1:5:A:DT:H2''	1:5:A:DT:H4'	9	0.15
(1,177)	1:5:A:DT:H2''	1:5:A:DT:H4'	12	0.15
(1,177)	1:5:A:DT:H2''	1:5:A:DT:H4'	13	0.15
(1,177)	1:5:A:DT:H2''	1:5:A:DT:H4'	15	0.15
(1,177)	1:5:A:DT:H2''	1:5:A:DT:H4'	16	0.15
(1,92)	1:4:A:DG:H3'	1:3:A:DC:H2''	17	0.15
(1,77)	2:17:B:DC:H2'	2:16:B:DT:H1'	5	0.15
(1,76)	1:9:A:DC:H5	1:8:A:DT:H3	14	0.15
(1,23)	1:6:A:DT:H6	1:5:A:DT:H1'	2	0.15
(1,1)	2:17:B:DC:H2'	2:16:B:DT:H2''	9	0.15
(4,31)	1:10:A:DC:O2	2:11:B:DG:N2	14	0.14
(4,22)	1:8:A:DT:N3	2:13:B:DA:N1	12	0.14
(4,22)	1:8:A:DT:N3	2:13:B:DA:N1	14	0.14
(4,20)	1:7:A:DG:N2	2:14:B:DC:O2	14	0.14
(4,13)	1:4:A:DG:O6	2:17:B:DC:N4	4	0.14
(4,13)	1:4:A:DG:O6	2:17:B:DC:N4	5	0.14
(4,13)	1:4:A:DG:O6	2:17:B:DC:N4	9	0.14
(4,8)	1:2:A:DG:N2	2:19:B:DC:O2	1	0.14
(4,8)	1:2:A:DG:N2	2:19:B:DC:O2	3	0.14
(1,520)	2:15:B:DT:H6	2:14:B:DC:H2'	1	0.14
(1,520)	2:15:B:DT:H6	2:14:B:DC:H2'	9	0.14
(1,520)	2:15:B:DT:H6	2:14:B:DC:H2'	15	0.14
(1,508)	1:4:A:DG:H2'	1:4:A:DG:H1'	3	0.14
(1,507)	1:4:A:DG:H2'	1:4:A:DG:H8	3	0.14
(1,459)	1:8:A:DT:H5'	1:7:A:DG:H2'	6	0.14
(1,459)	1:8:A:DT:H5''	1:7:A:DG:H2'	6	0.14
(1,423)	2:14:B:DC:H5	2:13:B:DA:H1'	7	0.14
(1,374)	1:3:A:DC:H6	1:3:A:DC:H5''	15	0.14
(1,352)	1:5:A:DT:H6	1:5:A:DT:H5'	15	0.14
(1,352)	1:5:A:DT:H6	1:5:A:DT:H5'	17	0.14

*Continued on next page...*

*Continued from previous page...*

Key	Atom-1	Atom-2	Model ID	Violation (Å)
(1,317)	1:7:A:DG:H5'	1:6:A:DT:H6	16	0.14
(1,293)	2:15:B:DT:H5''	2:15:B:DT:H5'	16	0.14
(1,272)	2:16:B:DT:H5'	2:15:B:DT:H5'	15	0.14
(1,272)	2:16:B:DT:H5'	2:15:B:DT:H5''	15	0.14
(1,272)	2:16:B:DT:H5''	2:15:B:DT:H5'	15	0.14
(1,272)	2:16:B:DT:H5''	2:15:B:DT:H5''	15	0.14
(1,271)	2:18:B:DG:H5''	2:17:B:DC:H2''	17	0.14
(1,259)	1:4:A:DG:H1'	1:4:A:DG:H5'	1	0.14
(1,238)	1:2:A:DG:H8	1:1:A:DC:H6	1	0.14
(1,238)	1:2:A:DG:H8	1:1:A:DC:H6	2	0.14
(1,238)	1:2:A:DG:H8	1:1:A:DC:H6	14	0.14
(1,177)	1:5:A:DT:H2''	1:5:A:DT:H4'	1	0.14
(1,177)	1:5:A:DT:H2''	1:5:A:DT:H4'	2	0.14
(1,177)	1:5:A:DT:H2''	1:5:A:DT:H4'	6	0.14
(1,177)	1:5:A:DT:H2''	1:5:A:DT:H4'	10	0.14
(1,177)	1:5:A:DT:H2''	1:5:A:DT:H4'	11	0.14
(1,177)	1:5:A:DT:H2''	1:5:A:DT:H4'	14	0.14
(1,177)	1:5:A:DT:H2''	1:5:A:DT:H4'	17	0.14
(1,126)	2:20:B:DG:H8	2:20:B:DG:H5''	8	0.14
(1,104)	2:14:B:DC:H6	2:14:B:DC:H5''	8	0.14
(1,94)	2:14:B:DC:H2'	2:13:B:DA:H2''	11	0.14
(1,92)	1:4:A:DG:H3'	1:3:A:DC:H2''	6	0.14
(1,79)	1:3:A:DC:H2'	1:2:A:DG:H1'	7	0.14
(1,79)	1:3:A:DC:H2'	1:2:A:DG:H1'	13	0.14
(1,76)	1:9:A:DC:H5	1:8:A:DT:H3	1	0.14
(1,23)	1:6:A:DT:H6	1:5:A:DT:H1'	8	0.14
(1,1)	2:17:B:DC:H2'	2:16:B:DT:H2''	15	0.14
(4,22)	1:8:A:DT:N3	2:13:B:DA:N1	10	0.13
(4,22)	1:8:A:DT:N3	2:13:B:DA:N1	15	0.13
(4,20)	1:7:A:DG:N2	2:14:B:DC:O2	9	0.13
(4,20)	1:7:A:DG:N2	2:14:B:DC:O2	16	0.13
(4,16)	1:4:A:DG:N2	2:17:B:DC:O2	14	0.13
(4,13)	1:4:A:DG:O6	2:17:B:DC:N4	2	0.13
(4,8)	1:2:A:DG:N2	2:19:B:DC:O2	14	0.13
(1,520)	2:15:B:DT:H6	2:14:B:DC:H2'	7	0.13
(1,520)	2:15:B:DT:H6	2:14:B:DC:H2'	10	0.13
(1,520)	2:15:B:DT:H6	2:14:B:DC:H2'	16	0.13
(1,511)	1:7:A:DG:H8	1:6:A:DT:H1'	12	0.13
(1,487)	2:16:B:DT:H3'	2:15:B:DT:H2''	6	0.13
(1,437)	2:17:B:DC:H41	1:3:A:DC:H5	1	0.13
(1,437)	2:17:B:DC:H41	1:3:A:DC:H5	9	0.13
(1,429)	1:7:A:DG:H8	1:6:A:DT:H2'	2	0.13

*Continued on next page...*

*Continued from previous page...*

Key	Atom-1	Atom-2	Model ID	Violation (Å)
(1,414)	1:4:A:DG:H8	1:4:A:DG:H4'	1	0.13
(1,364)	2:18:B:DG:H1	2:17:B:DC:H41	5	0.13
(1,352)	1:5:A:DT:H6	1:5:A:DT:H5'	1	0.13
(1,352)	1:5:A:DT:H6	1:5:A:DT:H5'	6	0.13
(1,351)	1:10:A:DC:H5	1:9:A:DC:H6	4	0.13
(1,325)	1:4:A:DG:H2''	1:3:A:DC:H1'	16	0.13
(1,317)	1:7:A:DG:H5'	1:6:A:DT:H6	1	0.13
(1,317)	1:7:A:DG:H5'	1:6:A:DT:H6	4	0.13
(1,317)	1:7:A:DG:H5'	1:6:A:DT:H6	8	0.13
(1,272)	2:16:B:DT:H5'	2:15:B:DT:H5'	11	0.13
(1,272)	2:16:B:DT:H5'	2:15:B:DT:H5''	11	0.13
(1,272)	2:16:B:DT:H5''	2:15:B:DT:H5'	11	0.13
(1,272)	2:16:B:DT:H5''	2:15:B:DT:H5''	11	0.13
(1,271)	2:18:B:DG:H5''	2:17:B:DC:H2''	16	0.13
(1,251)	1:10:A:DC:H2'	1:9:A:DC:H1'	13	0.13
(1,238)	1:2:A:DG:H8	1:1:A:DC:H6	4	0.13
(1,238)	1:2:A:DG:H8	1:1:A:DC:H6	6	0.13
(1,238)	1:2:A:DG:H8	1:1:A:DC:H6	12	0.13
(1,157)	2:18:B:DG:H1	1:2:A:DG:H21	1	0.13
(1,102)	2:12:B:DG:H22	2:11:B:DG:H22	12	0.13
(1,98)	1:3:A:DC:H6	1:2:A:DG:H4'	15	0.13
(1,77)	2:17:B:DC:H2'	2:16:B:DT:H1'	11	0.13
(1,77)	2:17:B:DC:H2'	2:16:B:DT:H1'	17	0.13
(1,76)	1:9:A:DC:H5	1:8:A:DT:H3	8	0.13
(1,71)	1:1:A:DC:H6	1:1:A:DC:H5''	11	0.13
(1,71)	1:1:A:DC:H6	1:1:A:DC:H5''	13	0.13
(1,71)	1:1:A:DC:H6	1:1:A:DC:H5''	16	0.13
(1,23)	1:6:A:DT:H6	1:5:A:DT:H1'	9	0.13
(1,7)	2:16:B:DT:H4'	2:16:B:DT:H5''	5	0.13
(1,7)	2:16:B:DT:H4'	2:16:B:DT:H5''	11	0.13
(1,7)	2:16:B:DT:H4'	2:16:B:DT:H5''	15	0.13
(1,1)	2:17:B:DC:H2'	2:16:B:DT:H2''	7	0.13
(1,1)	2:17:B:DC:H2'	2:16:B:DT:H2''	8	0.13
(1,1)	2:17:B:DC:H2'	2:16:B:DT:H2''	16	0.13
(4,22)	1:8:A:DT:N3	2:13:B:DA:N1	17	0.12
(4,17)	1:7:A:DG:O6	2:14:B:DC:N4	11	0.12
(4,13)	1:4:A:DG:O6	2:17:B:DC:N4	8	0.12
(4,13)	1:4:A:DG:O6	2:17:B:DC:N4	13	0.12
(3,29)	1:4:A:DG:O6	2:17:B:DC:O2	3	0.12
(1,531)	1:2:A:DG:H8	1:1:A:DC:H1'	4	0.12
(1,531)	1:2:A:DG:H8	1:1:A:DC:H1'	11	0.12
(1,519)	2:14:B:DC:H6	2:13:B:DA:H2''	4	0.12

*Continued on next page...*

*Continued from previous page...*

Key	Atom-1	Atom-2	Model ID	Violation (Å)
(1,519)	2:14:B:DC:H6	2:13:B:DA:H2''	14	0.12
(1,519)	2:14:B:DC:H6	2:13:B:DA:H2''	17	0.12
(1,504)	1:4:A:DG:H8	1:3:A:DC:H2''	6	0.12
(1,504)	1:4:A:DG:H8	1:3:A:DC:H2''	7	0.12
(1,414)	1:4:A:DG:H8	1:4:A:DG:H4'	15	0.12
(1,381)	1:3:A:DC:H2'	1:3:A:DC:H5	15	0.12
(1,372)	1:10:A:DC:H5	1:9:A:DC:H2''	1	0.12
(1,352)	1:5:A:DT:H6	1:5:A:DT:H5'	4	0.12
(1,352)	1:5:A:DT:H6	1:5:A:DT:H5'	14	0.12
(1,352)	1:5:A:DT:H6	1:5:A:DT:H5'	16	0.12
(1,351)	1:10:A:DC:H5	1:9:A:DC:H6	17	0.12
(1,322)	2:18:B:DG:H5''	2:17:B:DC:H2'	3	0.12
(1,322)	2:18:B:DG:H5''	2:17:B:DC:H2'	14	0.12
(1,299)	2:19:B:DC:H6	2:18:B:DG:H1	14	0.12
(1,295)	2:19:B:DC:H41	1:1:A:DC:H5	13	0.12
(1,272)	2:16:B:DT:H5'	2:15:B:DT:H5'	5	0.12
(1,272)	2:16:B:DT:H5'	2:15:B:DT:H5''	5	0.12
(1,272)	2:16:B:DT:H5''	2:15:B:DT:H5'	5	0.12
(1,272)	2:16:B:DT:H5''	2:15:B:DT:H5''	5	0.12
(1,259)	1:4:A:DG:H1'	1:4:A:DG:H5'	3	0.12
(1,251)	1:10:A:DC:H2'	1:9:A:DC:H1'	11	0.12
(1,238)	1:2:A:DG:H8	1:1:A:DC:H6	5	0.12
(1,238)	1:2:A:DG:H8	1:1:A:DC:H6	7	0.12
(1,178)	1:3:A:DC:H5'	1:2:A:DG:H1'	16	0.12
(1,76)	1:9:A:DC:H5	1:8:A:DT:H3	12	0.12
(1,71)	1:1:A:DC:H6	1:1:A:DC:H5''	8	0.12
(1,71)	1:1:A:DC:H6	1:1:A:DC:H5''	17	0.12
(1,32)	2:16:B:DT:H6	2:15:B:DT:H2''	11	0.12
(1,23)	1:6:A:DT:H6	1:5:A:DT:H1'	1	0.12
(1,1)	2:17:B:DC:H2'	2:16:B:DT:H2''	6	0.12
(4,31)	1:10:A:DC:O2	2:11:B:DG:N2	7	0.11
(4,31)	1:10:A:DC:O2	2:11:B:DG:N2	8	0.11
(4,27)	1:9:A:DC:O2	2:12:B:DG:N2	6	0.11
(4,27)	1:9:A:DC:O2	2:12:B:DG:N2	9	0.11
(4,27)	1:9:A:DC:O2	2:12:B:DG:N2	10	0.11
(4,27)	1:9:A:DC:O2	2:12:B:DG:N2	15	0.11
(4,22)	1:8:A:DT:N3	2:13:B:DA:N1	9	0.11
(4,22)	1:8:A:DT:N3	2:13:B:DA:N1	16	0.11
(4,20)	1:7:A:DG:N2	2:14:B:DC:O2	15	0.11
(4,16)	1:4:A:DG:N2	2:17:B:DC:O2	17	0.11
(4,13)	1:4:A:DG:O6	2:17:B:DC:N4	10	0.11
(4,13)	1:4:A:DG:O6	2:17:B:DC:N4	12	0.11

*Continued on next page...*

*Continued from previous page...*

Key	Atom-1	Atom-2	Model ID	Violation (Å)
(4,9)	1:3:A:DC:N4	2:18:B:DG:O6	3	0.11
(4,4)	1:1:A:DC:O2	2:20:B:DG:N2	8	0.11
(3,27)	1:3:A:DC:O2	2:18:B:DG:O6	1	0.11
(3,24)	1:2:A:DG:N2	2:19:B:DC:N4	16	0.11
(1,543)	2:18:B:DG:H8	2:17:B:DC:H2'	14	0.11
(1,523)	2:11:B:DG:H2'	2:11:B:DG:H8	11	0.11
(1,520)	2:15:B:DT:H6	2:14:B:DC:H2'	6	0.11
(1,520)	2:15:B:DT:H6	2:14:B:DC:H2'	17	0.11
(1,519)	2:14:B:DC:H6	2:13:B:DA:H2''	3	0.11
(1,504)	1:4:A:DG:H8	1:3:A:DC:H2''	17	0.11
(1,487)	2:16:B:DT:H3'	2:15:B:DT:H2''	4	0.11
(1,429)	1:7:A:DG:H8	1:6:A:DT:H2'	1	0.11
(1,429)	1:7:A:DG:H8	1:6:A:DT:H2'	10	0.11
(1,414)	1:4:A:DG:H8	1:4:A:DG:H4'	5	0.11
(1,414)	1:4:A:DG:H8	1:4:A:DG:H4'	8	0.11
(1,414)	1:4:A:DG:H8	1:4:A:DG:H4'	12	0.11
(1,393)	2:16:B:DT:H1'	2:16:B:DT:H5'	5	0.11
(1,381)	1:3:A:DC:H2'	1:3:A:DC:H5	7	0.11
(1,372)	1:10:A:DC:H5	1:9:A:DC:H2''	8	0.11
(1,364)	2:18:B:DG:H1	2:17:B:DC:H41	4	0.11
(1,364)	2:18:B:DG:H1	2:17:B:DC:H41	9	0.11
(1,364)	2:18:B:DG:H1	2:17:B:DC:H41	10	0.11
(1,364)	2:18:B:DG:H1	2:17:B:DC:H41	13	0.11
(1,352)	1:5:A:DT:H6	1:5:A:DT:H5'	2	0.11
(1,352)	1:5:A:DT:H6	1:5:A:DT:H5'	8	0.11
(1,352)	1:5:A:DT:H6	1:5:A:DT:H5'	9	0.11
(1,352)	1:5:A:DT:H6	1:5:A:DT:H5'	11	0.11
(1,351)	1:10:A:DC:H5	1:9:A:DC:H6	3	0.11
(1,351)	1:10:A:DC:H5	1:9:A:DC:H6	9	0.11
(1,322)	2:18:B:DG:H5''	2:17:B:DC:H2'	10	0.11
(1,322)	2:18:B:DG:H5''	2:17:B:DC:H2'	11	0.11
(1,299)	2:19:B:DC:H6	2:18:B:DG:H1	10	0.11
(1,251)	1:10:A:DC:H2'	1:9:A:DC:H1'	12	0.11
(1,238)	1:2:A:DG:H8	1:1:A:DC:H6	9	0.11
(1,238)	1:2:A:DG:H8	1:1:A:DC:H6	11	0.11
(1,237)	2:16:B:DT:H5'	2:15:B:DT:H3'	5	0.11
(1,237)	2:16:B:DT:H5'	2:15:B:DT:H3'	15	0.11
(1,178)	1:3:A:DC:H5'	1:2:A:DG:H1'	15	0.11
(1,162)	2:15:B:DT:H6	1:7:A:DG:H1	11	0.11
(1,102)	2:12:B:DG:H22	2:11:B:DG:H22	13	0.11
(1,92)	1:4:A:DG:H3'	1:3:A:DC:H2''	3	0.11
(1,77)	2:17:B:DC:H2'	2:16:B:DT:H1'	10	0.11

*Continued on next page...*

*Continued from previous page...*

Key	Atom-1	Atom-2	Model ID	Violation (Å)
(1,77)	2:17:B:DC:H2'	2:16:B:DT:H1'	15	0.11
(1,76)	1:9:A:DC:H5	1:8:A:DT:H3	16	0.11
(1,71)	1:1:A:DC:H6	1:1:A:DC:H5''	10	0.11
(1,64)	2:18:B:DG:H22	1:2:A:DG:H21	14	0.11
(1,47)	2:14:B:DC:H5	2:13:B:DA:H2'	6	0.11
(1,32)	2:16:B:DT:H6	2:15:B:DT:H2''	15	0.11
(1,1)	2:17:B:DC:H2'	2:16:B:DT:H2''	2	0.11
(1,1)	2:17:B:DC:H2'	2:16:B:DT:H2''	11	0.11
(4,22)	1:8:A:DT:N3	2:13:B:DA:N1	11	0.1
(4,13)	1:4:A:DG:O6	2:17:B:DC:N4	16	0.1
(4,8)	1:2:A:DG:N2	2:19:B:DC:O2	11	0.1
(3,27)	1:3:A:DC:O2	2:18:B:DG:O6	5	0.1
(3,27)	1:3:A:DC:O2	2:18:B:DG:O6	12	0.1
(3,27)	1:3:A:DC:O2	2:18:B:DG:O6	13	0.1
(3,24)	1:2:A:DG:N2	2:19:B:DC:N4	15	0.1
(3,14)	1:8:A:DT:H1'	1:7:A:DG:H1	7	0.1
(1,540)	1:8:A:DT:H6	1:7:A:DG:H2''	13	0.1
(1,532)	1:2:A:DG:H8	1:2:A:DG:H5'	14	0.1
(1,520)	2:15:B:DT:H6	2:14:B:DC:H2'	14	0.1
(1,519)	2:14:B:DC:H6	2:13:B:DA:H2''	6	0.1
(1,500)	1:5:A:DT:H1'	1:4:A:DG:H1	16	0.1
(1,414)	1:4:A:DG:H8	1:4:A:DG:H4'	9	0.1
(1,414)	1:4:A:DG:H8	1:4:A:DG:H4'	13	0.1
(1,393)	2:16:B:DT:H1'	2:16:B:DT:H5'	11	0.1
(1,393)	2:16:B:DT:H1'	2:16:B:DT:H5'	15	0.1
(1,374)	1:3:A:DC:H6	1:3:A:DC:H5''	16	0.1
(1,364)	2:18:B:DG:H1	2:17:B:DC:H41	15	0.1
(1,352)	1:5:A:DT:H6	1:5:A:DT:H5'	5	0.1
(1,352)	1:5:A:DT:H6	1:5:A:DT:H5'	10	0.1
(1,328)	1:9:A:DC:H3'	1:9:A:DC:H5''	17	0.1
(1,325)	1:4:A:DG:H2''	1:3:A:DC:H1'	6	0.1
(1,322)	2:18:B:DG:H5''	2:17:B:DC:H2'	2	0.1
(1,322)	2:18:B:DG:H5''	2:17:B:DC:H2'	4	0.1
(1,322)	2:18:B:DG:H5''	2:17:B:DC:H2'	6	0.1
(1,291)	2:15:B:DT:H6	2:14:B:DC:H4'	1	0.1
(1,238)	1:2:A:DG:H8	1:1:A:DC:H6	10	0.1
(1,77)	2:17:B:DC:H2'	2:16:B:DT:H1'	7	0.1
(1,77)	2:17:B:DC:H2'	2:16:B:DT:H1'	16	0.1
(1,71)	1:1:A:DC:H6	1:1:A:DC:H5''	1	0.1
(1,71)	1:1:A:DC:H6	1:1:A:DC:H5''	7	0.1
(1,71)	1:1:A:DC:H6	1:1:A:DC:H5''	15	0.1
(1,48)	2:14:B:DC:H2'	2:14:B:DC:H5''	12	0.1

*Continued on next page...*

*Continued from previous page...*

Key	Atom-1	Atom-2	Model ID	Violation (Å)
(1,23)	1:6:A:DT:H6	1:5:A:DT:H1'	10	0.1

## 10 Dihedral-angle violation analysis (i)

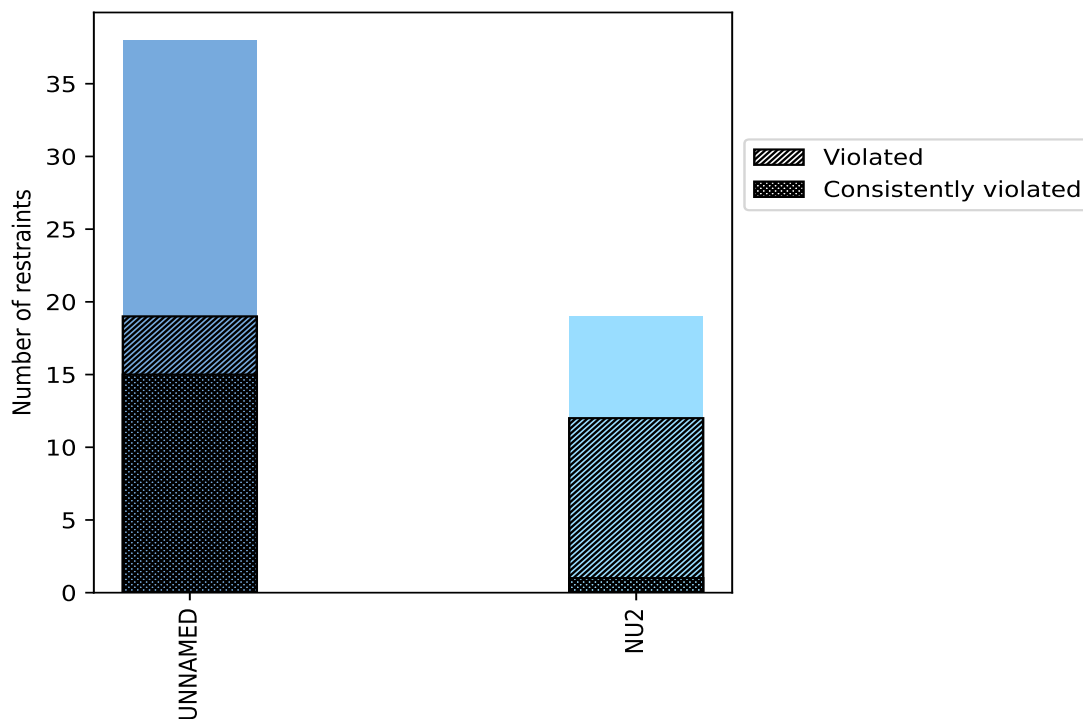
### 10.1 Summary of dihedral-angle violations (i)

The following table provides the summary of dihedral-angle violations in different dihedral-angle types. Violations less than 1° are not included in the calculation.

Angle type	Count	% <sup>1</sup>	Violated <sup>3</sup>			Consistently Violated <sup>4</sup>		
			Count	% <sup>2</sup>	% <sup>1</sup>	Count	% <sup>2</sup>	% <sup>1</sup>
UNNAMED	38	66.7	19	50.0	33.3	15	39.5	26.3
NU2	19	33.3	12	63.2	21.1	1	5.3	1.8
Total	57	100.0	31	54.4	54.4	16	28.1	28.1

<sup>1</sup> percentage calculated with respect to total number of dihedral-angle restraints, <sup>2</sup> percentage calculated with respect to number of restraints in a particular dihedral-angle type, <sup>3</sup> violated in at least one model, <sup>4</sup> violated in all the models

#### 10.1.1 Bar chart : Distribution of dihedral-angles and violations (i)



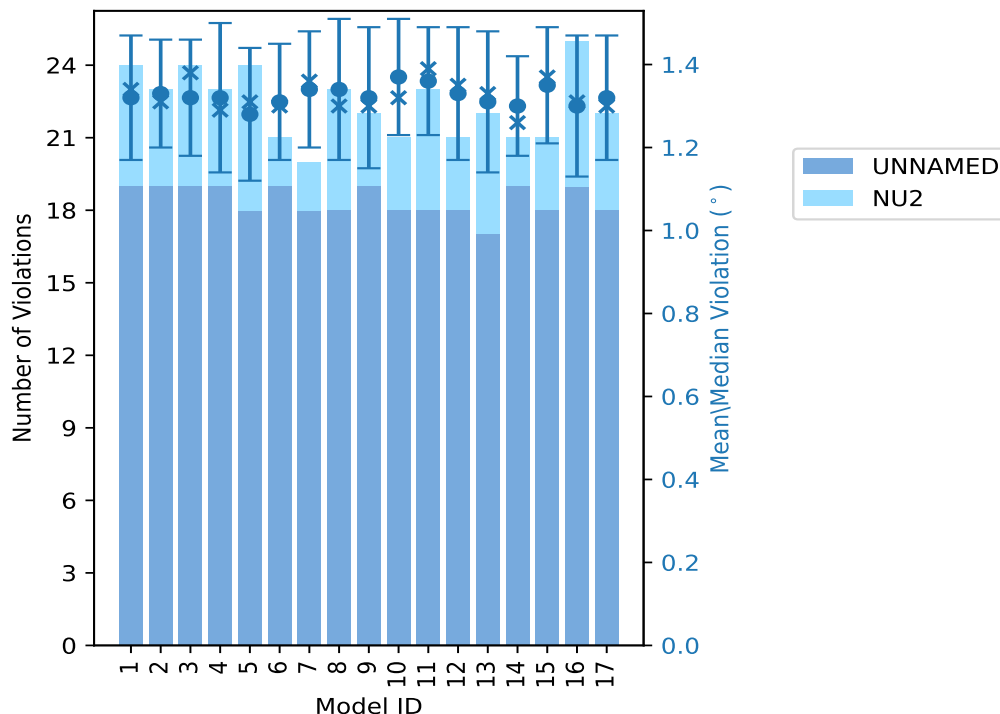
Violated and consistently violated restraints are shown using different hatch patterns in their respective categories

## 10.2 Dihedral-angle violation statistics for each model

The following table provides the dihedral-angle violation statistics for each model in the ensemble. Violations less than 1° are not included in the statistics.

Model ID	Number of violations			Mean (°)	Max (°)	SD (°)	Median (°)
	UNNAMED	NU2	Total				
1	19	5	24	1.32	1.65	0.15	1.34
2	19	4	23	1.33	1.61	0.13	1.31
3	19	5	24	1.32	1.53	0.14	1.38
4	19	4	23	1.32	1.74	0.18	1.29
5	18	6	24	1.28	1.62	0.16	1.31
6	19	2	21	1.31	1.61	0.14	1.3
7	18	2	20	1.34	1.6	0.14	1.36
8	18	5	23	1.34	1.66	0.17	1.3
9	19	3	22	1.32	1.59	0.17	1.3
10	18	3	21	1.37	1.68	0.14	1.32
11	18	5	23	1.36	1.66	0.13	1.39
12	18	3	21	1.33	1.71	0.16	1.35
13	17	5	22	1.31	1.65	0.17	1.33
14	19	2	21	1.3	1.52	0.12	1.26
15	18	3	21	1.35	1.56	0.14	1.37
16	19	6	25	1.3	1.63	0.17	1.31
17	18	4	22	1.32	1.68	0.15	1.3

### 10.2.1 Bar graph : Dihedral violation statistics for each model [i](#)



The mean(dot),median(x) and the standard deviation are shown in blue with respect to the y axis on the right

### 10.3 Dihedral-angle violation statistics for the ensemble [i](#)

Violation analysis may find that some restraints are violated in very few models and some are violated in most of models. The following table provides this information as number of violated restraints for a given fraction of ensemble.

Number of violated restraints			Fraction of the ensemble	
UNNAMED	NU2	Total	Count <sup>1</sup>	%
0	3	3	1	5.9
0	3	3	2	11.8
0	0	0	3	17.6
0	1	1	4	23.5
0	1	1	5	29.4
0	0	0	6	35.3
0	0	0	7	41.2
0	1	1	8	47.1
0	1	1	9	52.9
0	0	0	10	58.8
1	0	1	11	64.7

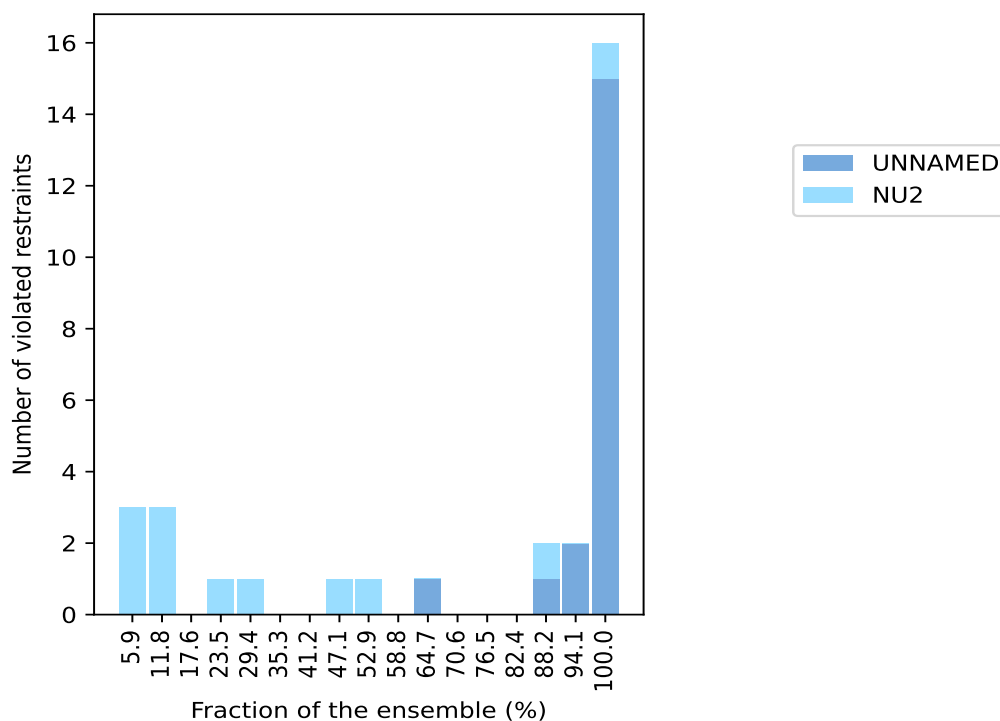
*Continued on next page...*

Continued from previous page...

Number of violated restraints			Fraction of the ensemble	
UNNAMED	NU2	Total	Count <sup>1</sup>	%
0	0	0	12	70.6
0	0	0	13	76.5
0	0	0	14	82.4
1	1	2	15	88.2
2	0	2	16	94.1
15	1	16	17	100.0

<sup>1</sup> Number of models with violations

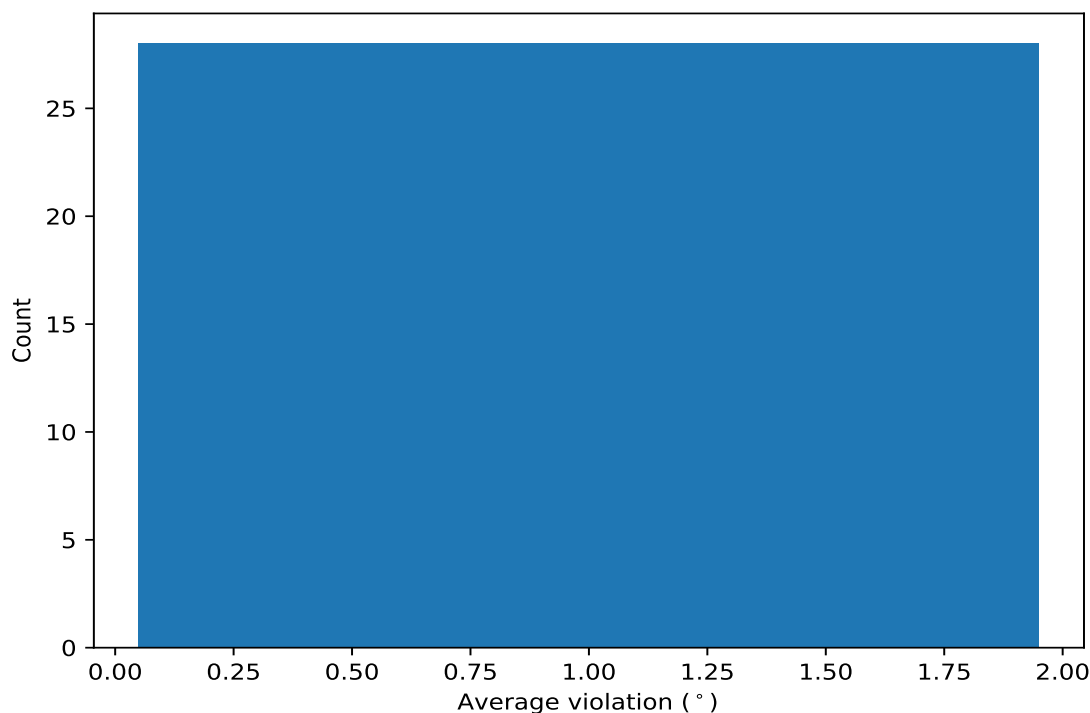
### 10.3.1 Bar graph : Dihedral-angle Violation statistics for the ensemble [i](#)



## 10.4 Most violated dihedral-angle restraints in the ensemble [i](#)

### 10.4.1 Histogram : Distribution of mean dihedral-angle violations [i](#)

The following histogram shows the distribution of the average value of the violation. The average is calculated for each restraint that is violated in more than one model over all the violated models in the ensemble



#### 10.4.2 Table: Most violated dihedral-angle restraints [i](#)

The following table provides the mean and the standard deviation of the violation for each restraint sorted by number of violated models and the mean value. The Key (restraint list ID, restraint ID) is the unique identifier for a given restraint.

Key	Atom-1	Atom-2	Atom-3	Atom-4	Models <sup>1</sup>	Mean	SD <sup>2</sup>	Median
(1,44)	2:16:B:DT:C5'	2:16:B:DT:C4'	2:16:B:DT:C3'	2:16:B:DT:C2'	17	1.58	0.07	1.56
(1,13)	1:5:A:DT:C1'	1:5:A:DT:C2'	1:5:A:DT:C3'	1:5:A:DT:C4'	17	1.5	0.13	1.5
(1,8)	1:3:A:DC:C5'	1:3:A:DC:C4'	1:3:A:DC:C3'	1:3:A:DC:C2'	17	1.46	0.1	1.46
(1,29)	1:10:A:DC:C5'	1:10:A:DC:C4'	1:10:A:DC:C3'	1:10:A:DC:C2'	17	1.42	0.12	1.46
(1,23)	1:8:A:DT:C5'	1:8:A:DT:C4'	1:8:A:DT:C3'	1:8:A:DT:C2'	17	1.42	0.14	1.45
(1,38)	2:13:B:DA:C5'	2:13:B:DA:C4'	2:13:B:DA:C3'	2:13:B:DA:C2'	17	1.39	0.05	1.39
(1,56)	2:20:B:DG:C5'	2:20:B:DG:C4'	2:20:B:DG:C3'	2:20:B:DG:C2'	17	1.37	0.07	1.4
(1,17)	1:6:A:DT:C5'	1:6:A:DT:C4'	1:6:A:DT:C3'	1:6:A:DT:C2'	17	1.35	0.16	1.42
(1,53)	2:19:B:DC:C5'	2:19:B:DC:C4'	2:19:B:DC:C3'	2:19:B:DC:C2'	17	1.34	0.12	1.37
(1,2)	1:1:A:DC:C5'	1:1:A:DC:C4'	1:1:A:DC:C3'	1:1:A:DC:C2'	17	1.33	0.05	1.33
(1,32)	2:11:B:DG:C5'	2:11:B:DG:C4'	2:11:B:DG:C3'	2:11:B:DG:C2'	17	1.3	0.06	1.29
(1,50)	2:18:B:DG:C5'	2:18:B:DG:C4'	2:18:B:DG:C3'	2:18:B:DG:C2'	17	1.29	0.09	1.26
(1,14)	1:5:A:DT:C5'	1:5:A:DT:C4'	1:5:A:DT:C3'	1:5:A:DT:C2'	17	1.28	0.08	1.29
(1,11)	1:4:A:DG:C5'	1:4:A:DG:C4'	1:4:A:DG:C3'	1:4:A:DG:C2'	17	1.27	0.1	1.24
(1,5)	1:2:A:DG:C5'	1:2:A:DG:C4'	1:2:A:DG:C3'	1:2:A:DG:C2'	17	1.2	0.12	1.2
(1,20)	1:7:A:DG:C5'	1:7:A:DG:C4'	1:7:A:DG:C3'	1:7:A:DG:C2'	17	1.19	0.06	1.19
(1,26)	1:9:A:DC:C5'	1:9:A:DC:C4'	1:9:A:DC:C3'	1:9:A:DC:C2'	16	1.36	0.05	1.35
(1,47)	2:17:B:DC:C5'	2:17:B:DC:C4'	2:17:B:DC:C3'	2:17:B:DC:C2'	16	1.27	0.05	1.27
(1,35)	2:12:B:DG:C5'	2:12:B:DG:C4'	2:12:B:DG:C3'	2:12:B:DG:C2'	15	1.21	0.08	1.23
(1,16)	1:6:A:DT:C1'	1:6:A:DT:C2'	1:6:A:DT:C3'	1:6:A:DT:C4'	15	1.1	0.08	1.08
(1,41)	2:14:B:DC:C5'	2:14:B:DC:C4'	2:14:B:DC:C3'	2:14:B:DC:C2'	11	1.31	0.06	1.28

*Continued on next page...*

Continued from previous page...

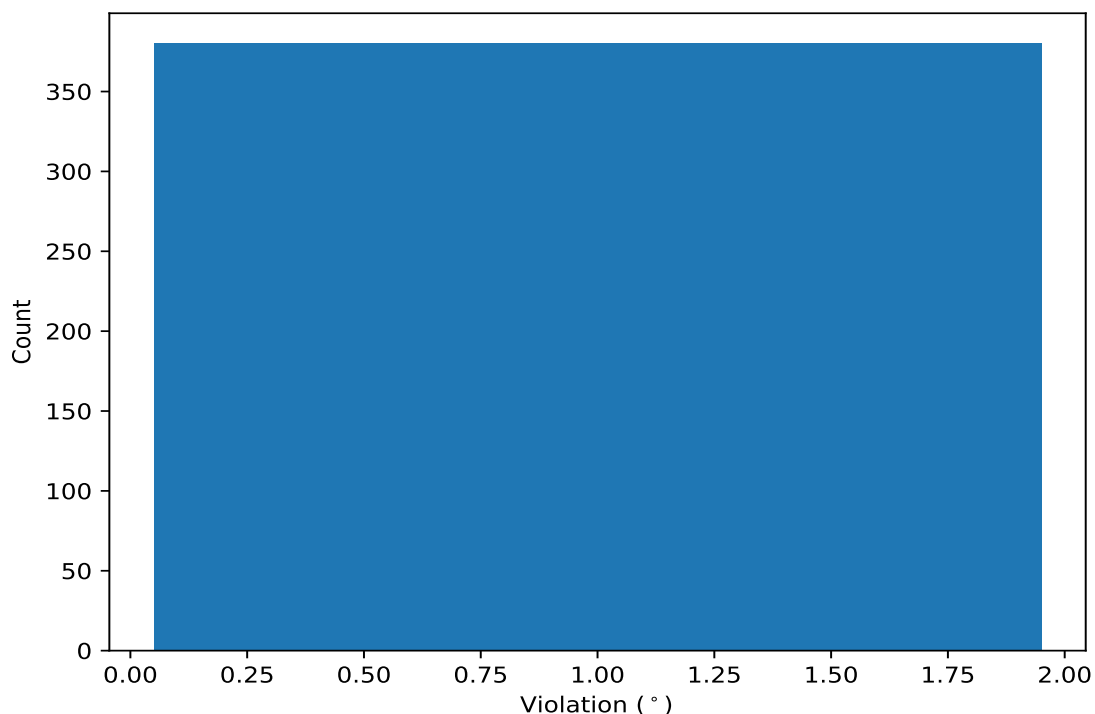
Key	Atom-1	Atom-2	Atom-3	Atom-4	Models <sup>1</sup>	Mean	SD <sup>2</sup>	Median
(1,7)	1:3:A:DC:C1'	1:3:A:DC:C2'	1:3:A:DC:C3'	1:3:A:DC:C4'	9	1.06	0.05	1.05
(1,19)	1:7:A:DG:C1'	1:7:A:DG:C2'	1:7:A:DG:C3'	1:7:A:DG:C4'	8	1.4	0.18	1.4
(1,25)	1:9:A:DC:C1'	1:9:A:DC:C2'	1:9:A:DC:C3'	1:9:A:DC:C4'	5	1.26	0.04	1.28
(1,31)	2:11:B:DG:C1'	2:11:B:DG:C2'	2:11:B:DG:C3'	2:11:B:DG:C4'	4	1.19	0.27	1.05
(1,52)	2:19:B:DC:C1'	2:19:B:DC:C2'	2:19:B:DC:C3'	2:19:B:DC:C4'	2	1.4	0.18	1.4
(1,4)	1:2:A:DG:C1'	1:2:A:DG:C2'	1:2:A:DG:C3'	1:2:A:DG:C4'	2	1.28	0.07	1.28
(1,55)	2:20:B:DG:C1'	2:20:B:DG:C2'	2:20:B:DG:C3'	2:20:B:DG:C4'	2	1.04	0.01	1.04

<sup>1</sup> Number of violated models, <sup>2</sup>Standard deviation, All angle values are in degree (°)

## 10.5 All violated dihedral-angle restraints [i](#)

### 10.5.1 Histogram : Distribution of violations [i](#)

The following histogram shows the distribution of the absolute value of the violation for all violated restraints in the ensemble.



### 10.5.2 Table: All violated dihedral-angle restraints [i](#)

The following table lists the absolute value of the violation for each restraint in the ensemble sorted by its value. The Key (restraint list ID, restraint ID) is the unique identifier for a given restraint.

Key	Atom-1	Atom-2	Atom-3	Atom-4	Model ID	Violation (°)
(1,13)	1:5:A:DT:C1'	1:5:A:DT:C2'	1:5:A:DT:C3'	1:5:A:DT:C4'	4	1.74

Continued on next page...

Continued from previous page...

Key	Atom-1	Atom-2	Atom-3	Atom-4	Model ID	Violation (°)
(1,44)	2:16:B:DT:C5'	2:16:B:DT:C4'	2:16:B:DT:C3'	2:16:B:DT:C2'	12	1.71
(1,44)	2:16:B:DT:C5'	2:16:B:DT:C4'	2:16:B:DT:C3'	2:16:B:DT:C2'	10	1.68
(1,13)	1:5:A:DT:C1'	1:5:A:DT:C2'	1:5:A:DT:C3'	1:5:A:DT:C4'	17	1.68
(1,31)	2:11:B:DG:C1'	2:11:B:DG:C2'	2:11:B:DG:C3'	2:11:B:DG:C4'	11	1.66
(1,13)	1:5:A:DT:C1'	1:5:A:DT:C2'	1:5:A:DT:C3'	1:5:A:DT:C4'	8	1.66
(1,44)	2:16:B:DT:C5'	2:16:B:DT:C4'	2:16:B:DT:C3'	2:16:B:DT:C2'	1	1.65
(1,44)	2:16:B:DT:C5'	2:16:B:DT:C4'	2:16:B:DT:C3'	2:16:B:DT:C2'	13	1.65
(1,23)	1:8:A:DT:C5'	1:8:A:DT:C4'	1:8:A:DT:C3'	1:8:A:DT:C2'	12	1.64
(1,44)	2:16:B:DT:C5'	2:16:B:DT:C4'	2:16:B:DT:C3'	2:16:B:DT:C2'	16	1.63
(1,17)	1:6:A:DT:C5'	1:6:A:DT:C4'	1:6:A:DT:C3'	1:6:A:DT:C2'	10	1.62
(1,13)	1:5:A:DT:C1'	1:5:A:DT:C2'	1:5:A:DT:C3'	1:5:A:DT:C4'	5	1.62
(1,44)	2:16:B:DT:C5'	2:16:B:DT:C4'	2:16:B:DT:C3'	2:16:B:DT:C2'	4	1.61
(1,44)	2:16:B:DT:C5'	2:16:B:DT:C4'	2:16:B:DT:C3'	2:16:B:DT:C2'	8	1.61
(1,19)	1:7:A:DG:C1'	1:7:A:DG:C2'	1:7:A:DG:C3'	1:7:A:DG:C4'	2	1.61
(1,13)	1:5:A:DT:C1'	1:5:A:DT:C2'	1:5:A:DT:C3'	1:5:A:DT:C4'	6	1.61
(1,44)	2:16:B:DT:C5'	2:16:B:DT:C4'	2:16:B:DT:C3'	2:16:B:DT:C2'	7	1.6
(1,19)	1:7:A:DG:C1'	1:7:A:DG:C2'	1:7:A:DG:C3'	1:7:A:DG:C4'	8	1.6
(1,13)	1:5:A:DT:C1'	1:5:A:DT:C2'	1:5:A:DT:C3'	1:5:A:DT:C4'	16	1.6
(1,13)	1:5:A:DT:C1'	1:5:A:DT:C2'	1:5:A:DT:C3'	1:5:A:DT:C4'	9	1.59
(1,8)	1:3:A:DC:C5'	1:3:A:DC:C4'	1:3:A:DC:C3'	1:3:A:DC:C2'	9	1.59
(1,52)	2:19:B:DC:C1'	2:19:B:DC:C2'	2:19:B:DC:C3'	2:19:B:DC:C4'	8	1.58
(1,23)	1:8:A:DT:C5'	1:8:A:DT:C4'	1:8:A:DT:C3'	1:8:A:DT:C2'	10	1.58
(1,19)	1:7:A:DG:C1'	1:7:A:DG:C2'	1:7:A:DG:C3'	1:7:A:DG:C4'	4	1.58
(1,8)	1:3:A:DC:C5'	1:3:A:DC:C4'	1:3:A:DC:C3'	1:3:A:DC:C2'	4	1.58
(1,53)	2:19:B:DC:C5'	2:19:B:DC:C4'	2:19:B:DC:C3'	2:19:B:DC:C2'	8	1.57
(1,8)	1:3:A:DC:C5'	1:3:A:DC:C4'	1:3:A:DC:C3'	1:3:A:DC:C2'	5	1.57
(1,44)	2:16:B:DT:C5'	2:16:B:DT:C4'	2:16:B:DT:C3'	2:16:B:DT:C2'	2	1.56
(1,8)	1:3:A:DC:C5'	1:3:A:DC:C4'	1:3:A:DC:C3'	1:3:A:DC:C2'	1	1.56
(1,8)	1:3:A:DC:C5'	1:3:A:DC:C4'	1:3:A:DC:C3'	1:3:A:DC:C2'	15	1.56
(1,44)	2:16:B:DT:C5'	2:16:B:DT:C4'	2:16:B:DT:C3'	2:16:B:DT:C2'	9	1.55
(1,44)	2:16:B:DT:C5'	2:16:B:DT:C4'	2:16:B:DT:C3'	2:16:B:DT:C2'	17	1.55
(1,8)	1:3:A:DC:C5'	1:3:A:DC:C4'	1:3:A:DC:C3'	1:3:A:DC:C2'	13	1.55
(1,44)	2:16:B:DT:C5'	2:16:B:DT:C4'	2:16:B:DT:C3'	2:16:B:DT:C2'	6	1.54
(1,29)	1:10:A:DC:C5'	1:10:A:DC:C4'	1:10:A:DC:C3'	1:10:A:DC:C2'	15	1.54
(1,44)	2:16:B:DT:C5'	2:16:B:DT:C4'	2:16:B:DT:C3'	2:16:B:DT:C2'	3	1.53
(1,23)	1:8:A:DT:C5'	1:8:A:DT:C4'	1:8:A:DT:C3'	1:8:A:DT:C2'	13	1.53
(1,17)	1:6:A:DT:C5'	1:6:A:DT:C4'	1:6:A:DT:C3'	1:6:A:DT:C2'	11	1.53
(1,8)	1:3:A:DC:C5'	1:3:A:DC:C4'	1:3:A:DC:C3'	1:3:A:DC:C2'	10	1.53
(1,44)	2:16:B:DT:C5'	2:16:B:DT:C4'	2:16:B:DT:C3'	2:16:B:DT:C2'	15	1.52
(1,29)	1:10:A:DC:C5'	1:10:A:DC:C4'	1:10:A:DC:C3'	1:10:A:DC:C2'	3	1.52
(1,23)	1:8:A:DT:C5'	1:8:A:DT:C4'	1:8:A:DT:C3'	1:8:A:DT:C2'	14	1.52
(1,23)	1:8:A:DT:C5'	1:8:A:DT:C4'	1:8:A:DT:C3'	1:8:A:DT:C2'	15	1.52
(1,13)	1:5:A:DT:C1'	1:5:A:DT:C2'	1:5:A:DT:C3'	1:5:A:DT:C4'	10	1.52
(1,50)	2:18:B:DG:C5'	2:18:B:DG:C4'	2:18:B:DG:C3'	2:18:B:DG:C2'	1	1.51
(1,44)	2:16:B:DT:C5'	2:16:B:DT:C4'	2:16:B:DT:C3'	2:16:B:DT:C2'	11	1.51
(1,29)	1:10:A:DC:C5'	1:10:A:DC:C4'	1:10:A:DC:C3'	1:10:A:DC:C2'	9	1.51
(1,23)	1:8:A:DT:C5'	1:8:A:DT:C4'	1:8:A:DT:C3'	1:8:A:DT:C2'	6	1.51
(1,23)	1:8:A:DT:C5'	1:8:A:DT:C4'	1:8:A:DT:C3'	1:8:A:DT:C2'	7	1.51
(1,17)	1:6:A:DT:C5'	1:6:A:DT:C4'	1:6:A:DT:C3'	1:6:A:DT:C2'	2	1.51
(1,5)	1:2:A:DG:C5'	1:2:A:DG:C4'	1:2:A:DG:C3'	1:2:A:DG:C2'	16	1.51
(1,17)	1:6:A:DT:C5'	1:6:A:DT:C4'	1:6:A:DT:C3'	1:6:A:DT:C2'	7	1.5

Continued on next page...

Continued from previous page...

Key	Atom-1	Atom-2	Atom-3	Atom-4	Model ID	Violation (°)
(1,17)	1:6:A:DT:C5'	1:6:A:DT:C4'	1:6:A:DT:C3'	1:6:A:DT:C2'	17	1.5
(1,13)	1:5:A:DT:C1'	1:5:A:DT:C2'	1:5:A:DT:C3'	1:5:A:DT:C4'	14	1.5
(1,29)	1:10:A:DC:C5'	1:10:A:DC:C4'	1:10:A:DC:C3'	1:10:A:DC:C2'	2	1.49
(1,29)	1:10:A:DC:C5'	1:10:A:DC:C4'	1:10:A:DC:C3'	1:10:A:DC:C2'	4	1.49
(1,29)	1:10:A:DC:C5'	1:10:A:DC:C4'	1:10:A:DC:C3'	1:10:A:DC:C2'	7	1.49
(1,29)	1:10:A:DC:C5'	1:10:A:DC:C4'	1:10:A:DC:C3'	1:10:A:DC:C2'	17	1.49
(1,17)	1:6:A:DT:C5'	1:6:A:DT:C4'	1:6:A:DT:C3'	1:6:A:DT:C2'	1	1.49
(1,13)	1:5:A:DT:C1'	1:5:A:DT:C2'	1:5:A:DT:C3'	1:5:A:DT:C4'	15	1.49
(1,44)	2:16:B:DT:C5'	2:16:B:DT:C4'	2:16:B:DT:C3'	2:16:B:DT:C2'	5	1.48
(1,38)	2:13:B:DA:C5'	2:13:B:DA:C4'	2:13:B:DA:C3'	2:13:B:DA:C2'	9	1.48
(1,29)	1:10:A:DC:C5'	1:10:A:DC:C4'	1:10:A:DC:C3'	1:10:A:DC:C2'	16	1.48
(1,11)	1:4:A:DG:C5'	1:4:A:DG:C4'	1:4:A:DG:C3'	1:4:A:DG:C2'	7	1.48
(1,38)	2:13:B:DA:C5'	2:13:B:DA:C4'	2:13:B:DA:C3'	2:13:B:DA:C2'	11	1.46
(1,29)	1:10:A:DC:C5'	1:10:A:DC:C4'	1:10:A:DC:C3'	1:10:A:DC:C2'	1	1.46
(1,26)	1:9:A:DC:C5'	1:9:A:DC:C4'	1:9:A:DC:C3'	1:9:A:DC:C2'	11	1.46
(1,8)	1:3:A:DC:C5'	1:3:A:DC:C4'	1:3:A:DC:C3'	1:3:A:DC:C2'	8	1.46
(1,8)	1:3:A:DC:C5'	1:3:A:DC:C4'	1:3:A:DC:C3'	1:3:A:DC:C2'	11	1.46
(1,56)	2:20:B:DG:C5'	2:20:B:DG:C4'	2:20:B:DG:C3'	2:20:B:DG:C2'	17	1.45
(1,50)	2:18:B:DG:C5'	2:18:B:DG:C4'	2:18:B:DG:C3'	2:18:B:DG:C2'	16	1.45
(1,26)	1:9:A:DC:C5'	1:9:A:DC:C4'	1:9:A:DC:C3'	1:9:A:DC:C2'	13	1.45
(1,23)	1:8:A:DT:C5'	1:8:A:DT:C4'	1:8:A:DT:C3'	1:8:A:DT:C2'	1	1.45
(1,23)	1:8:A:DT:C5'	1:8:A:DT:C4'	1:8:A:DT:C3'	1:8:A:DT:C2'	9	1.45
(1,8)	1:3:A:DC:C5'	1:3:A:DC:C4'	1:3:A:DC:C3'	1:3:A:DC:C2'	2	1.45
(1,8)	1:3:A:DC:C5'	1:3:A:DC:C4'	1:3:A:DC:C3'	1:3:A:DC:C2'	12	1.45
(1,56)	2:20:B:DG:C5'	2:20:B:DG:C4'	2:20:B:DG:C3'	2:20:B:DG:C2'	15	1.44
(1,53)	2:19:B:DC:C5'	2:19:B:DC:C4'	2:19:B:DC:C3'	2:19:B:DC:C2'	3	1.44
(1,53)	2:19:B:DC:C5'	2:19:B:DC:C4'	2:19:B:DC:C3'	2:19:B:DC:C2'	6	1.44
(1,53)	2:19:B:DC:C5'	2:19:B:DC:C4'	2:19:B:DC:C3'	2:19:B:DC:C2'	10	1.44
(1,38)	2:13:B:DA:C5'	2:13:B:DA:C4'	2:13:B:DA:C3'	2:13:B:DA:C2'	3	1.44
(1,38)	2:13:B:DA:C5'	2:13:B:DA:C4'	2:13:B:DA:C3'	2:13:B:DA:C2'	8	1.44
(1,38)	2:13:B:DA:C5'	2:13:B:DA:C4'	2:13:B:DA:C3'	2:13:B:DA:C2'	14	1.44
(1,38)	2:13:B:DA:C5'	2:13:B:DA:C4'	2:13:B:DA:C3'	2:13:B:DA:C2'	15	1.44
(1,17)	1:6:A:DT:C5'	1:6:A:DT:C4'	1:6:A:DT:C3'	1:6:A:DT:C2'	13	1.44
(1,17)	1:6:A:DT:C5'	1:6:A:DT:C4'	1:6:A:DT:C3'	1:6:A:DT:C2'	14	1.44
(1,2)	1:1:A:DC:C5'	1:1:A:DC:C4'	1:1:A:DC:C3'	1:1:A:DC:C2'	13	1.44
(1,53)	2:19:B:DC:C5'	2:19:B:DC:C4'	2:19:B:DC:C3'	2:19:B:DC:C2'	11	1.43
(1,38)	2:13:B:DA:C5'	2:13:B:DA:C4'	2:13:B:DA:C3'	2:13:B:DA:C2'	7	1.43
(1,29)	1:10:A:DC:C5'	1:10:A:DC:C4'	1:10:A:DC:C3'	1:10:A:DC:C2'	6	1.43
(1,29)	1:10:A:DC:C5'	1:10:A:DC:C4'	1:10:A:DC:C3'	1:10:A:DC:C2'	13	1.43
(1,26)	1:9:A:DC:C5'	1:9:A:DC:C4'	1:9:A:DC:C3'	1:9:A:DC:C2'	15	1.43
(1,56)	2:20:B:DG:C5'	2:20:B:DG:C4'	2:20:B:DG:C3'	2:20:B:DG:C2'	4	1.42
(1,56)	2:20:B:DG:C5'	2:20:B:DG:C4'	2:20:B:DG:C3'	2:20:B:DG:C2'	6	1.42
(1,56)	2:20:B:DG:C5'	2:20:B:DG:C4'	2:20:B:DG:C3'	2:20:B:DG:C2'	12	1.42
(1,44)	2:16:B:DT:C5'	2:16:B:DT:C4'	2:16:B:DT:C3'	2:16:B:DT:C2'	14	1.42
(1,41)	2:14:B:DC:C5'	2:14:B:DC:C4'	2:14:B:DC:C3'	2:14:B:DC:C2'	7	1.42
(1,32)	2:11:B:DG:C5'	2:11:B:DG:C4'	2:11:B:DG:C3'	2:11:B:DG:C2'	11	1.42
(1,23)	1:8:A:DT:C5'	1:8:A:DT:C4'	1:8:A:DT:C3'	1:8:A:DT:C2'	3	1.42
(1,23)	1:8:A:DT:C5'	1:8:A:DT:C4'	1:8:A:DT:C3'	1:8:A:DT:C2'	5	1.42
(1,17)	1:6:A:DT:C5'	1:6:A:DT:C4'	1:6:A:DT:C3'	1:6:A:DT:C2'	12	1.42
(1,13)	1:5:A:DT:C1'	1:5:A:DT:C2'	1:5:A:DT:C3'	1:5:A:DT:C4'	12	1.42
(1,11)	1:4:A:DG:C5'	1:4:A:DG:C4'	1:4:A:DG:C3'	1:4:A:DG:C2'	16	1.42

Continued on next page...

Continued from previous page...

Key	Atom-1	Atom-2	Atom-3	Atom-4	Model ID	Violation (°)
(1,56)	2:20:B:DG:C5'	2:20:B:DG:C4'	2:20:B:DG:C3'	2:20:B:DG:C2'	9	1.41
(1,56)	2:20:B:DG:C5'	2:20:B:DG:C4'	2:20:B:DG:C3'	2:20:B:DG:C2'	11	1.41
(1,29)	1:10:A:DC:C5'	1:10:A:DC:C4'	1:10:A:DC:C3'	1:10:A:DC:C2'	8	1.41
(1,19)	1:7:A:DG:C1'	1:7:A:DG:C2'	1:7:A:DG:C3'	1:7:A:DG:C4'	11	1.41
(1,14)	1:5:A:DT:C5'	1:5:A:DT:C4'	1:5:A:DT:C3'	1:5:A:DT:C2'	3	1.41
(1,11)	1:4:A:DG:C5'	1:4:A:DG:C4'	1:4:A:DG:C3'	1:4:A:DG:C2'	3	1.41
(1,8)	1:3:A:DC:C5'	1:3:A:DC:C4'	1:3:A:DC:C3'	1:3:A:DC:C2'	3	1.41
(1,2)	1:1:A:DC:C5'	1:1:A:DC:C4'	1:1:A:DC:C3'	1:1:A:DC:C2'	16	1.41
(1,56)	2:20:B:DG:C5'	2:20:B:DG:C4'	2:20:B:DG:C3'	2:20:B:DG:C2'	3	1.4
(1,56)	2:20:B:DG:C5'	2:20:B:DG:C4'	2:20:B:DG:C3'	2:20:B:DG:C2'	14	1.4
(1,53)	2:19:B:DC:C5'	2:19:B:DC:C4'	2:19:B:DC:C3'	2:19:B:DC:C2'	5	1.4
(1,29)	1:10:A:DC:C5'	1:10:A:DC:C4'	1:10:A:DC:C3'	1:10:A:DC:C2'	10	1.4
(1,26)	1:9:A:DC:C5'	1:9:A:DC:C4'	1:9:A:DC:C3'	1:9:A:DC:C2'	16	1.4
(1,19)	1:7:A:DG:C1'	1:7:A:DG:C2'	1:7:A:DG:C3'	1:7:A:DG:C4'	3	1.4
(1,14)	1:5:A:DT:C5'	1:5:A:DT:C4'	1:5:A:DT:C3'	1:5:A:DT:C2'	12	1.4
(1,8)	1:3:A:DC:C5'	1:3:A:DC:C4'	1:3:A:DC:C3'	1:3:A:DC:C2'	16	1.4
(1,5)	1:2:A:DG:C5'	1:2:A:DG:C4'	1:2:A:DG:C3'	1:2:A:DG:C2'	15	1.4
(1,56)	2:20:B:DG:C5'	2:20:B:DG:C4'	2:20:B:DG:C3'	2:20:B:DG:C2'	5	1.39
(1,53)	2:19:B:DC:C5'	2:19:B:DC:C4'	2:19:B:DC:C3'	2:19:B:DC:C2'	15	1.39
(1,50)	2:18:B:DG:C5'	2:18:B:DG:C4'	2:18:B:DG:C3'	2:18:B:DG:C2'	12	1.39
(1,38)	2:13:B:DA:C5'	2:13:B:DA:C4'	2:13:B:DA:C3'	2:13:B:DA:C2'	2	1.39
(1,38)	2:13:B:DA:C5'	2:13:B:DA:C4'	2:13:B:DA:C3'	2:13:B:DA:C2'	16	1.39
(1,29)	1:10:A:DC:C5'	1:10:A:DC:C4'	1:10:A:DC:C3'	1:10:A:DC:C2'	5	1.39
(1,29)	1:10:A:DC:C5'	1:10:A:DC:C4'	1:10:A:DC:C3'	1:10:A:DC:C2'	11	1.39
(1,23)	1:8:A:DT:C5'	1:8:A:DT:C4'	1:8:A:DT:C3'	1:8:A:DT:C2'	11	1.39
(1,8)	1:3:A:DC:C5'	1:3:A:DC:C4'	1:3:A:DC:C3'	1:3:A:DC:C2'	7	1.39
(1,56)	2:20:B:DG:C5'	2:20:B:DG:C4'	2:20:B:DG:C3'	2:20:B:DG:C2'	16	1.38
(1,38)	2:13:B:DA:C5'	2:13:B:DA:C4'	2:13:B:DA:C3'	2:13:B:DA:C2'	13	1.38
(1,26)	1:9:A:DC:C5'	1:9:A:DC:C4'	1:9:A:DC:C3'	1:9:A:DC:C2'	3	1.38
(1,23)	1:8:A:DT:C5'	1:8:A:DT:C4'	1:8:A:DT:C3'	1:8:A:DT:C2'	4	1.38
(1,23)	1:8:A:DT:C5'	1:8:A:DT:C4'	1:8:A:DT:C3'	1:8:A:DT:C2'	8	1.38
(1,13)	1:5:A:DT:C1'	1:5:A:DT:C2'	1:5:A:DT:C3'	1:5:A:DT:C4'	1	1.38
(1,13)	1:5:A:DT:C1'	1:5:A:DT:C2'	1:5:A:DT:C3'	1:5:A:DT:C4'	3	1.38
(1,13)	1:5:A:DT:C1'	1:5:A:DT:C2'	1:5:A:DT:C3'	1:5:A:DT:C4'	7	1.38
(1,2)	1:1:A:DC:C5'	1:1:A:DC:C4'	1:1:A:DC:C3'	1:1:A:DC:C2'	7	1.38
(1,56)	2:20:B:DG:C5'	2:20:B:DG:C4'	2:20:B:DG:C3'	2:20:B:DG:C2'	1	1.37
(1,53)	2:19:B:DC:C5'	2:19:B:DC:C4'	2:19:B:DC:C3'	2:19:B:DC:C2'	9	1.37
(1,53)	2:19:B:DC:C5'	2:19:B:DC:C4'	2:19:B:DC:C3'	2:19:B:DC:C2'	14	1.37
(1,41)	2:14:B:DC:C5'	2:14:B:DC:C4'	2:14:B:DC:C3'	2:14:B:DC:C2'	3	1.37
(1,41)	2:14:B:DC:C5'	2:14:B:DC:C4'	2:14:B:DC:C3'	2:14:B:DC:C2'	17	1.37
(1,26)	1:9:A:DC:C5'	1:9:A:DC:C4'	1:9:A:DC:C3'	1:9:A:DC:C2'	14	1.37
(1,11)	1:4:A:DG:C5'	1:4:A:DG:C4'	1:4:A:DG:C3'	1:4:A:DG:C2'	17	1.37
(1,2)	1:1:A:DC:C5'	1:1:A:DC:C4'	1:1:A:DC:C3'	1:1:A:DC:C2'	15	1.37
(1,53)	2:19:B:DC:C5'	2:19:B:DC:C4'	2:19:B:DC:C3'	2:19:B:DC:C2'	2	1.36
(1,53)	2:19:B:DC:C5'	2:19:B:DC:C4'	2:19:B:DC:C3'	2:19:B:DC:C2'	4	1.36
(1,49)	2:18:B:DG:C1'	2:18:B:DG:C2'	2:18:B:DG:C3'	2:18:B:DG:C4'	1	1.36
(1,41)	2:14:B:DC:C5'	2:14:B:DC:C4'	2:14:B:DC:C3'	2:14:B:DC:C2'	1	1.36
(1,38)	2:13:B:DA:C5'	2:13:B:DA:C4'	2:13:B:DA:C3'	2:13:B:DA:C2'	17	1.36
(1,32)	2:11:B:DG:C5'	2:11:B:DG:C4'	2:11:B:DG:C3'	2:11:B:DG:C2'	12	1.36
(1,14)	1:5:A:DT:C5'	1:5:A:DT:C4'	1:5:A:DT:C3'	1:5:A:DT:C2'	13	1.36
(1,13)	1:5:A:DT:C1'	1:5:A:DT:C2'	1:5:A:DT:C3'	1:5:A:DT:C4'	2	1.36

Continued on next page...

Continued from previous page...

Key	Atom-1	Atom-2	Atom-3	Atom-4	Model ID	Violation (°)
(1,11)	1:4:A:DG:C5'	1:4:A:DG:C4'	1:4:A:DG:C3'	1:4:A:DG:C2'	6	1.36
(1,8)	1:3:A:DC:C5'	1:3:A:DC:C4'	1:3:A:DC:C3'	1:3:A:DC:C2'	6	1.36
(1,56)	2:20:B:DG:C5'	2:20:B:DG:C4'	2:20:B:DG:C3'	2:20:B:DG:C2'	2	1.35
(1,41)	2:14:B:DC:C5'	2:14:B:DC:C4'	2:14:B:DC:C3'	2:14:B:DC:C2'	2	1.35
(1,38)	2:13:B:DA:C5'	2:13:B:DA:C4'	2:13:B:DA:C3'	2:13:B:DA:C2'	1	1.35
(1,38)	2:13:B:DA:C5'	2:13:B:DA:C4'	2:13:B:DA:C3'	2:13:B:DA:C2'	5	1.35
(1,38)	2:13:B:DA:C5'	2:13:B:DA:C4'	2:13:B:DA:C3'	2:13:B:DA:C2'	10	1.35
(1,38)	2:13:B:DA:C5'	2:13:B:DA:C4'	2:13:B:DA:C3'	2:13:B:DA:C2'	12	1.35
(1,26)	1:9:A:DC:C5'	1:9:A:DC:C4'	1:9:A:DC:C3'	1:9:A:DC:C2'	2	1.35
(1,26)	1:9:A:DC:C5'	1:9:A:DC:C4'	1:9:A:DC:C3'	1:9:A:DC:C2'	5	1.35
(1,26)	1:9:A:DC:C5'	1:9:A:DC:C4'	1:9:A:DC:C3'	1:9:A:DC:C2'	12	1.35
(1,4)	1:2:A:DG:C1'	1:2:A:DG:C2'	1:2:A:DG:C3'	1:2:A:DG:C4'	15	1.35
(1,2)	1:1:A:DC:C5'	1:1:A:DC:C4'	1:1:A:DC:C3'	1:1:A:DC:C2'	3	1.35
(1,2)	1:1:A:DC:C5'	1:1:A:DC:C4'	1:1:A:DC:C3'	1:1:A:DC:C2'	5	1.35
(1,47)	2:17:B:DC:C5'	2:17:B:DC:C4'	2:17:B:DC:C3'	2:17:B:DC:C2'	14	1.34
(1,32)	2:11:B:DG:C5'	2:11:B:DG:C4'	2:11:B:DG:C3'	2:11:B:DG:C2'	1	1.34
(1,32)	2:11:B:DG:C5'	2:11:B:DG:C4'	2:11:B:DG:C3'	2:11:B:DG:C2'	15	1.34
(1,19)	1:7:A:DG:C1'	1:7:A:DG:C2'	1:7:A:DG:C3'	1:7:A:DG:C4'	5	1.34
(1,8)	1:3:A:DC:C5'	1:3:A:DC:C4'	1:3:A:DC:C3'	1:3:A:DC:C2'	17	1.34
(1,2)	1:1:A:DC:C5'	1:1:A:DC:C4'	1:1:A:DC:C3'	1:1:A:DC:C2'	6	1.34
(1,2)	1:1:A:DC:C5'	1:1:A:DC:C4'	1:1:A:DC:C3'	1:1:A:DC:C2'	11	1.34
(1,56)	2:20:B:DG:C5'	2:20:B:DG:C4'	2:20:B:DG:C3'	2:20:B:DG:C2'	10	1.33
(1,53)	2:19:B:DC:C5'	2:19:B:DC:C4'	2:19:B:DC:C3'	2:19:B:DC:C2'	13	1.33
(1,50)	2:18:B:DG:C5'	2:18:B:DG:C4'	2:18:B:DG:C3'	2:18:B:DG:C2'	13	1.33
(1,47)	2:17:B:DC:C5'	2:17:B:DC:C4'	2:17:B:DC:C3'	2:17:B:DC:C2'	1	1.33
(1,32)	2:11:B:DG:C5'	2:11:B:DG:C4'	2:11:B:DG:C3'	2:11:B:DG:C2'	7	1.33
(1,26)	1:9:A:DC:C5'	1:9:A:DC:C4'	1:9:A:DC:C3'	1:9:A:DC:C2'	4	1.33
(1,14)	1:5:A:DT:C5'	1:5:A:DT:C4'	1:5:A:DT:C3'	1:5:A:DT:C2'	10	1.33
(1,14)	1:5:A:DT:C5'	1:5:A:DT:C4'	1:5:A:DT:C3'	1:5:A:DT:C2'	16	1.33
(1,13)	1:5:A:DT:C1'	1:5:A:DT:C2'	1:5:A:DT:C3'	1:5:A:DT:C4'	13	1.33
(1,2)	1:1:A:DC:C5'	1:1:A:DC:C4'	1:1:A:DC:C3'	1:1:A:DC:C2'	8	1.33
(1,56)	2:20:B:DG:C5'	2:20:B:DG:C4'	2:20:B:DG:C3'	2:20:B:DG:C2'	7	1.32
(1,47)	2:17:B:DC:C5'	2:17:B:DC:C4'	2:17:B:DC:C3'	2:17:B:DC:C2'	12	1.32
(1,38)	2:13:B:DA:C5'	2:13:B:DA:C4'	2:13:B:DA:C3'	2:13:B:DA:C2'	4	1.32
(1,32)	2:11:B:DG:C5'	2:11:B:DG:C4'	2:11:B:DG:C3'	2:11:B:DG:C2'	5	1.32
(1,26)	1:9:A:DC:C5'	1:9:A:DC:C4'	1:9:A:DC:C3'	1:9:A:DC:C2'	9	1.32
(1,26)	1:9:A:DC:C5'	1:9:A:DC:C4'	1:9:A:DC:C3'	1:9:A:DC:C2'	10	1.32
(1,20)	1:7:A:DG:C5'	1:7:A:DG:C4'	1:7:A:DG:C3'	1:7:A:DG:C2'	11	1.32
(1,14)	1:5:A:DT:C5'	1:5:A:DT:C4'	1:5:A:DT:C3'	1:5:A:DT:C2'	8	1.32
(1,13)	1:5:A:DT:C1'	1:5:A:DT:C2'	1:5:A:DT:C3'	1:5:A:DT:C4'	11	1.32
(1,2)	1:1:A:DC:C5'	1:1:A:DC:C4'	1:1:A:DC:C3'	1:1:A:DC:C2'	17	1.32
(1,50)	2:18:B:DG:C5'	2:18:B:DG:C4'	2:18:B:DG:C3'	2:18:B:DG:C2'	10	1.31
(1,47)	2:17:B:DC:C5'	2:17:B:DC:C4'	2:17:B:DC:C3'	2:17:B:DC:C2'	2	1.31
(1,35)	2:12:B:DG:C5'	2:12:B:DG:C4'	2:12:B:DG:C3'	2:12:B:DG:C2'	10	1.31
(1,32)	2:11:B:DG:C5'	2:11:B:DG:C4'	2:11:B:DG:C3'	2:11:B:DG:C2'	10	1.31
(1,32)	2:11:B:DG:C5'	2:11:B:DG:C4'	2:11:B:DG:C3'	2:11:B:DG:C2'	16	1.31
(1,26)	1:9:A:DC:C5'	1:9:A:DC:C4'	1:9:A:DC:C3'	1:9:A:DC:C2'	1	1.31
(1,14)	1:5:A:DT:C5'	1:5:A:DT:C4'	1:5:A:DT:C3'	1:5:A:DT:C2'	9	1.31
(1,2)	1:1:A:DC:C5'	1:1:A:DC:C4'	1:1:A:DC:C3'	1:1:A:DC:C2'	10	1.31
(1,53)	2:19:B:DC:C5'	2:19:B:DC:C4'	2:19:B:DC:C3'	2:19:B:DC:C2'	17	1.3
(1,50)	2:18:B:DG:C5'	2:18:B:DG:C4'	2:18:B:DG:C3'	2:18:B:DG:C2'	6	1.3

Continued on next page...

Continued from previous page...

Key	Atom-1	Atom-2	Atom-3	Atom-4	Model ID	Violation (°)
(1,50)	2:18:B:DG:C5'	2:18:B:DG:C4'	2:18:B:DG:C3'	2:18:B:DG:C2'	9	1.3
(1,26)	1:9:A:DC:C5'	1:9:A:DC:C4'	1:9:A:DC:C3'	1:9:A:DC:C2'	6	1.3
(1,26)	1:9:A:DC:C5'	1:9:A:DC:C4'	1:9:A:DC:C3'	1:9:A:DC:C2'	8	1.3
(1,17)	1:6:A:DT:C5'	1:6:A:DT:C4'	1:6:A:DT:C3'	1:6:A:DT:C2'	3	1.3
(1,14)	1:5:A:DT:C5'	1:5:A:DT:C4'	1:5:A:DT:C3'	1:5:A:DT:C2'	15	1.3
(1,5)	1:2:A:DG:C5'	1:2:A:DG:C4'	1:2:A:DG:C3'	1:2:A:DG:C2'	8	1.3
(1,5)	1:2:A:DG:C5'	1:2:A:DG:C4'	1:2:A:DG:C3'	1:2:A:DG:C2'	13	1.3
(1,2)	1:1:A:DC:C5'	1:1:A:DC:C4'	1:1:A:DC:C3'	1:1:A:DC:C2'	4	1.3
(1,47)	2:17:B:DC:C5'	2:17:B:DC:C4'	2:17:B:DC:C3'	2:17:B:DC:C2'	5	1.29
(1,38)	2:13:B:DA:C5'	2:13:B:DA:C4'	2:13:B:DA:C3'	2:13:B:DA:C2'	6	1.29
(1,35)	2:12:B:DG:C5'	2:12:B:DG:C4'	2:12:B:DG:C3'	2:12:B:DG:C2'	12	1.29
(1,32)	2:11:B:DG:C5'	2:11:B:DG:C4'	2:11:B:DG:C3'	2:11:B:DG:C2'	9	1.29
(1,32)	2:11:B:DG:C5'	2:11:B:DG:C4'	2:11:B:DG:C3'	2:11:B:DG:C2'	17	1.29
(1,26)	1:9:A:DC:C5'	1:9:A:DC:C4'	1:9:A:DC:C3'	1:9:A:DC:C2'	7	1.29
(1,25)	1:9:A:DC:C1'	1:9:A:DC:C2'	1:9:A:DC:C3'	1:9:A:DC:C4'	12	1.29
(1,14)	1:5:A:DT:C5'	1:5:A:DT:C4'	1:5:A:DT:C3'	1:5:A:DT:C2'	2	1.29
(1,14)	1:5:A:DT:C5'	1:5:A:DT:C4'	1:5:A:DT:C3'	1:5:A:DT:C2'	4	1.29
(1,11)	1:4:A:DG:C5'	1:4:A:DG:C4'	1:4:A:DG:C3'	1:4:A:DG:C2'	8	1.29
(1,11)	1:4:A:DG:C5'	1:4:A:DG:C4'	1:4:A:DG:C3'	1:4:A:DG:C2'	11	1.29
(1,2)	1:1:A:DC:C5'	1:1:A:DC:C4'	1:1:A:DC:C3'	1:1:A:DC:C2'	1	1.29
(1,50)	2:18:B:DG:C5'	2:18:B:DG:C4'	2:18:B:DG:C3'	2:18:B:DG:C2'	7	1.28
(1,47)	2:17:B:DC:C5'	2:17:B:DC:C4'	2:17:B:DC:C3'	2:17:B:DC:C2'	16	1.28
(1,41)	2:14:B:DC:C5'	2:14:B:DC:C4'	2:14:B:DC:C3'	2:14:B:DC:C2'	9	1.28
(1,32)	2:11:B:DG:C5'	2:11:B:DG:C4'	2:11:B:DG:C3'	2:11:B:DG:C2'	2	1.28
(1,32)	2:11:B:DG:C5'	2:11:B:DG:C4'	2:11:B:DG:C3'	2:11:B:DG:C2'	3	1.28
(1,25)	1:9:A:DC:C1'	1:9:A:DC:C2'	1:9:A:DC:C3'	1:9:A:DC:C4'	11	1.28
(1,25)	1:9:A:DC:C1'	1:9:A:DC:C2'	1:9:A:DC:C3'	1:9:A:DC:C4'	13	1.28
(1,20)	1:7:A:DG:C5'	1:7:A:DG:C4'	1:7:A:DG:C3'	1:7:A:DG:C2'	10	1.28
(1,2)	1:1:A:DC:C5'	1:1:A:DC:C4'	1:1:A:DC:C3'	1:1:A:DC:C2'	14	1.28
(1,56)	2:20:B:DG:C5'	2:20:B:DG:C4'	2:20:B:DG:C3'	2:20:B:DG:C2'	13	1.27
(1,47)	2:17:B:DC:C5'	2:17:B:DC:C4'	2:17:B:DC:C3'	2:17:B:DC:C2'	3	1.27
(1,47)	2:17:B:DC:C5'	2:17:B:DC:C4'	2:17:B:DC:C3'	2:17:B:DC:C2'	10	1.27
(1,47)	2:17:B:DC:C5'	2:17:B:DC:C4'	2:17:B:DC:C3'	2:17:B:DC:C2'	17	1.27
(1,41)	2:14:B:DC:C5'	2:14:B:DC:C4'	2:14:B:DC:C3'	2:14:B:DC:C2'	15	1.27
(1,35)	2:12:B:DG:C5'	2:12:B:DG:C4'	2:12:B:DG:C3'	2:12:B:DG:C2'	3	1.27
(1,23)	1:8:A:DT:C5'	1:8:A:DT:C4'	1:8:A:DT:C3'	1:8:A:DT:C2'	2	1.27
(1,11)	1:4:A:DG:C5'	1:4:A:DG:C4'	1:4:A:DG:C3'	1:4:A:DG:C2'	9	1.27
(1,2)	1:1:A:DC:C5'	1:1:A:DC:C4'	1:1:A:DC:C3'	1:1:A:DC:C2'	2	1.27
(1,2)	1:1:A:DC:C5'	1:1:A:DC:C4'	1:1:A:DC:C3'	1:1:A:DC:C2'	12	1.27
(1,53)	2:19:B:DC:C5'	2:19:B:DC:C4'	2:19:B:DC:C3'	2:19:B:DC:C2'	7	1.26
(1,50)	2:18:B:DG:C5'	2:18:B:DG:C4'	2:18:B:DG:C3'	2:18:B:DG:C2'	2	1.26
(1,50)	2:18:B:DG:C5'	2:18:B:DG:C4'	2:18:B:DG:C3'	2:18:B:DG:C2'	11	1.26
(1,50)	2:18:B:DG:C5'	2:18:B:DG:C4'	2:18:B:DG:C3'	2:18:B:DG:C2'	14	1.26
(1,47)	2:17:B:DC:C5'	2:17:B:DC:C4'	2:17:B:DC:C3'	2:17:B:DC:C2'	4	1.26
(1,47)	2:17:B:DC:C5'	2:17:B:DC:C4'	2:17:B:DC:C3'	2:17:B:DC:C2'	9	1.26
(1,41)	2:14:B:DC:C5'	2:14:B:DC:C4'	2:14:B:DC:C3'	2:14:B:DC:C2'	4	1.26
(1,32)	2:11:B:DG:C5'	2:11:B:DG:C4'	2:11:B:DG:C3'	2:11:B:DG:C2'	6	1.26
(1,32)	2:11:B:DG:C5'	2:11:B:DG:C4'	2:11:B:DG:C3'	2:11:B:DG:C2'	8	1.26
(1,29)	1:10:A:DC:C5'	1:10:A:DC:C4'	1:10:A:DC:C3'	1:10:A:DC:C2'	12	1.26
(1,25)	1:9:A:DC:C1'	1:9:A:DC:C2'	1:9:A:DC:C3'	1:9:A:DC:C4'	14	1.26
(1,16)	1:6:A:DT:C1'	1:6:A:DT:C2'	1:6:A:DT:C3'	1:6:A:DT:C4'	2	1.26

Continued on next page...

Continued from previous page...

Key	Atom-1	Atom-2	Atom-3	Atom-4	Model ID	Violation (°)
(1,5)	1:2:A:DG:C5'	1:2:A:DG:C4'	1:2:A:DG:C3'	1:2:A:DG:C2'	10	1.26
(1,2)	1:1:A:DC:C5'	1:1:A:DC:C4'	1:1:A:DC:C3'	1:1:A:DC:C2'	9	1.26
(1,50)	2:18:B:DG:C5'	2:18:B:DG:C4'	2:18:B:DG:C3'	2:18:B:DG:C2'	4	1.25
(1,50)	2:18:B:DG:C5'	2:18:B:DG:C4'	2:18:B:DG:C3'	2:18:B:DG:C2'	15	1.25
(1,47)	2:17:B:DC:C5'	2:17:B:DC:C4'	2:17:B:DC:C3'	2:17:B:DC:C2'	15	1.25
(1,41)	2:14:B:DC:C5'	2:14:B:DC:C4'	2:14:B:DC:C3'	2:14:B:DC:C2'	16	1.25
(1,35)	2:12:B:DG:C5'	2:12:B:DG:C4'	2:12:B:DG:C3'	2:12:B:DG:C2'	6	1.25
(1,35)	2:12:B:DG:C5'	2:12:B:DG:C4'	2:12:B:DG:C3'	2:12:B:DG:C2'	14	1.25
(1,14)	1:5:A:DT:C5'	1:5:A:DT:C4'	1:5:A:DT:C3'	1:5:A:DT:C2'	17	1.25
(1,41)	2:14:B:DC:C5'	2:14:B:DC:C4'	2:14:B:DC:C3'	2:14:B:DC:C2'	6	1.24
(1,35)	2:12:B:DG:C5'	2:12:B:DG:C4'	2:12:B:DG:C3'	2:12:B:DG:C2'	16	1.24
(1,35)	2:12:B:DG:C5'	2:12:B:DG:C4'	2:12:B:DG:C3'	2:12:B:DG:C2'	17	1.24
(1,20)	1:7:A:DG:C5'	1:7:A:DG:C4'	1:7:A:DG:C3'	1:7:A:DG:C2'	5	1.24
(1,20)	1:7:A:DG:C5'	1:7:A:DG:C4'	1:7:A:DG:C3'	1:7:A:DG:C2'	17	1.24
(1,17)	1:6:A:DT:C5'	1:6:A:DT:C4'	1:6:A:DT:C3'	1:6:A:DT:C2'	16	1.24
(1,11)	1:4:A:DG:C5'	1:4:A:DG:C4'	1:4:A:DG:C3'	1:4:A:DG:C2'	14	1.24
(1,8)	1:3:A:DC:C5'	1:3:A:DC:C4'	1:3:A:DC:C3'	1:3:A:DC:C2'	14	1.24
(1,52)	2:19:B:DC:C1'	2:19:B:DC:C2'	2:19:B:DC:C3'	2:19:B:DC:C4'	13	1.23
(1,50)	2:18:B:DG:C5'	2:18:B:DG:C4'	2:18:B:DG:C3'	2:18:B:DG:C2'	17	1.23
(1,35)	2:12:B:DG:C5'	2:12:B:DG:C4'	2:12:B:DG:C3'	2:12:B:DG:C2'	9	1.23
(1,32)	2:11:B:DG:C5'	2:11:B:DG:C4'	2:11:B:DG:C3'	2:11:B:DG:C2'	14	1.23
(1,20)	1:7:A:DG:C5'	1:7:A:DG:C4'	1:7:A:DG:C3'	1:7:A:DG:C2'	9	1.23
(1,17)	1:6:A:DT:C5'	1:6:A:DT:C4'	1:6:A:DT:C3'	1:6:A:DT:C2'	6	1.23
(1,14)	1:5:A:DT:C5'	1:5:A:DT:C4'	1:5:A:DT:C3'	1:5:A:DT:C2'	1	1.23
(1,11)	1:4:A:DG:C5'	1:4:A:DG:C4'	1:4:A:DG:C3'	1:4:A:DG:C2'	12	1.23
(1,41)	2:14:B:DC:C5'	2:14:B:DC:C4'	2:14:B:DC:C3'	2:14:B:DC:C2'	14	1.22
(1,35)	2:12:B:DG:C5'	2:12:B:DG:C4'	2:12:B:DG:C3'	2:12:B:DG:C2'	2	1.22
(1,35)	2:12:B:DG:C5'	2:12:B:DG:C4'	2:12:B:DG:C3'	2:12:B:DG:C2'	8	1.22
(1,16)	1:6:A:DT:C1'	1:6:A:DT:C2'	1:6:A:DT:C3'	1:6:A:DT:C4'	10	1.22
(1,16)	1:6:A:DT:C1'	1:6:A:DT:C2'	1:6:A:DT:C3'	1:6:A:DT:C4'	11	1.22
(1,11)	1:4:A:DG:C5'	1:4:A:DG:C4'	1:4:A:DG:C3'	1:4:A:DG:C2'	4	1.22
(1,4)	1:2:A:DG:C1'	1:2:A:DG:C2'	1:2:A:DG:C3'	1:2:A:DG:C4'	16	1.22
(1,50)	2:18:B:DG:C5'	2:18:B:DG:C4'	2:18:B:DG:C3'	2:18:B:DG:C2'	5	1.21
(1,47)	2:17:B:DC:C5'	2:17:B:DC:C4'	2:17:B:DC:C3'	2:17:B:DC:C2'	7	1.21
(1,47)	2:17:B:DC:C5'	2:17:B:DC:C4'	2:17:B:DC:C3'	2:17:B:DC:C2'	8	1.21
(1,35)	2:12:B:DG:C5'	2:12:B:DG:C4'	2:12:B:DG:C3'	2:12:B:DG:C2'	4	1.21
(1,32)	2:11:B:DG:C5'	2:11:B:DG:C4'	2:11:B:DG:C3'	2:11:B:DG:C2'	13	1.21
(1,20)	1:7:A:DG:C5'	1:7:A:DG:C4'	1:7:A:DG:C3'	1:7:A:DG:C2'	8	1.21
(1,20)	1:7:A:DG:C5'	1:7:A:DG:C4'	1:7:A:DG:C3'	1:7:A:DG:C2'	14	1.21
(1,17)	1:6:A:DT:C5'	1:6:A:DT:C4'	1:6:A:DT:C3'	1:6:A:DT:C2'	4	1.21
(1,14)	1:5:A:DT:C5'	1:5:A:DT:C4'	1:5:A:DT:C3'	1:5:A:DT:C2'	5	1.21
(1,14)	1:5:A:DT:C5'	1:5:A:DT:C4'	1:5:A:DT:C3'	1:5:A:DT:C2'	7	1.21
(1,11)	1:4:A:DG:C5'	1:4:A:DG:C4'	1:4:A:DG:C3'	1:4:A:DG:C2'	5	1.21
(1,5)	1:2:A:DG:C5'	1:2:A:DG:C4'	1:2:A:DG:C3'	1:2:A:DG:C2'	1	1.21
(1,5)	1:2:A:DG:C5'	1:2:A:DG:C4'	1:2:A:DG:C3'	1:2:A:DG:C2'	3	1.21
(1,5)	1:2:A:DG:C5'	1:2:A:DG:C4'	1:2:A:DG:C3'	1:2:A:DG:C2'	14	1.21
(1,35)	2:12:B:DG:C5'	2:12:B:DG:C4'	2:12:B:DG:C3'	2:12:B:DG:C2'	1	1.2
(1,20)	1:7:A:DG:C5'	1:7:A:DG:C4'	1:7:A:DG:C3'	1:7:A:DG:C2'	3	1.2
(1,17)	1:6:A:DT:C5'	1:6:A:DT:C4'	1:6:A:DT:C3'	1:6:A:DT:C2'	9	1.2
(1,14)	1:5:A:DT:C5'	1:5:A:DT:C4'	1:5:A:DT:C3'	1:5:A:DT:C2'	11	1.2
(1,5)	1:2:A:DG:C5'	1:2:A:DG:C4'	1:2:A:DG:C3'	1:2:A:DG:C2'	11	1.2

Continued on next page...

Continued from previous page...

Key	Atom-1	Atom-2	Atom-3	Atom-4	Model ID	Violation (°)
(1,50)	2:18:B:DG:C5'	2:18:B:DG:C4'	2:18:B:DG:C3'	2:18:B:DG:C2'	8	1.19
(1,47)	2:17:B:DC:C5'	2:17:B:DC:C4'	2:17:B:DC:C3'	2:17:B:DC:C2'	11	1.19
(1,32)	2:11:B:DG:C5'	2:11:B:DG:C4'	2:11:B:DG:C3'	2:11:B:DG:C2'	4	1.19
(1,20)	1:7:A:DG:C5'	1:7:A:DG:C4'	1:7:A:DG:C3'	1:7:A:DG:C2'	4	1.19
(1,17)	1:6:A:DT:C5'	1:6:A:DT:C4'	1:6:A:DT:C3'	1:6:A:DT:C2'	8	1.19
(1,5)	1:2:A:DG:C5'	1:2:A:DG:C4'	1:2:A:DG:C3'	1:2:A:DG:C2'	7	1.19
(1,47)	2:17:B:DC:C5'	2:17:B:DC:C4'	2:17:B:DC:C3'	2:17:B:DC:C2'	6	1.18
(1,25)	1:9:A:DC:C1'	1:9:A:DC:C2'	1:9:A:DC:C3'	1:9:A:DC:C4'	17	1.18
(1,11)	1:4:A:DG:C5'	1:4:A:DG:C4'	1:4:A:DG:C3'	1:4:A:DG:C2'	2	1.18
(1,5)	1:2:A:DG:C5'	1:2:A:DG:C4'	1:2:A:DG:C3'	1:2:A:DG:C2'	17	1.18
(1,35)	2:12:B:DG:C5'	2:12:B:DG:C4'	2:12:B:DG:C3'	2:12:B:DG:C2'	5	1.17
(1,23)	1:8:A:DT:C5'	1:8:A:DT:C4'	1:8:A:DT:C3'	1:8:A:DT:C2'	17	1.17
(1,20)	1:7:A:DG:C5'	1:7:A:DG:C4'	1:7:A:DG:C3'	1:7:A:DG:C2'	2	1.17
(1,16)	1:6:A:DT:C1'	1:6:A:DT:C2'	1:6:A:DT:C3'	1:6:A:DT:C4'	15	1.17
(1,11)	1:4:A:DG:C5'	1:4:A:DG:C4'	1:4:A:DG:C3'	1:4:A:DG:C2'	1	1.17
(1,11)	1:4:A:DG:C5'	1:4:A:DG:C4'	1:4:A:DG:C3'	1:4:A:DG:C2'	10	1.17
(1,53)	2:19:B:DC:C5'	2:19:B:DC:C4'	2:19:B:DC:C3'	2:19:B:DC:C2'	1	1.16
(1,20)	1:7:A:DG:C5'	1:7:A:DG:C4'	1:7:A:DG:C3'	1:7:A:DG:C2'	1	1.16
(1,20)	1:7:A:DG:C5'	1:7:A:DG:C4'	1:7:A:DG:C3'	1:7:A:DG:C2'	16	1.16
(1,14)	1:5:A:DT:C5'	1:5:A:DT:C4'	1:5:A:DT:C3'	1:5:A:DT:C2'	6	1.16
(1,5)	1:2:A:DG:C5'	1:2:A:DG:C4'	1:2:A:DG:C3'	1:2:A:DG:C2'	2	1.16
(1,16)	1:6:A:DT:C1'	1:6:A:DT:C2'	1:6:A:DT:C3'	1:6:A:DT:C4'	1	1.15
(1,11)	1:4:A:DG:C5'	1:4:A:DG:C4'	1:4:A:DG:C3'	1:4:A:DG:C2'	15	1.15
(1,7)	1:3:A:DC:C1'	1:3:A:DC:C2'	1:3:A:DC:C3'	1:3:A:DC:C4'	10	1.15
(1,56)	2:20:B:DG:C5'	2:20:B:DG:C4'	2:20:B:DG:C3'	2:20:B:DG:C2'	8	1.14
(1,11)	1:4:A:DG:C5'	1:4:A:DG:C4'	1:4:A:DG:C3'	1:4:A:DG:C2'	13	1.14
(1,20)	1:7:A:DG:C5'	1:7:A:DG:C4'	1:7:A:DG:C3'	1:7:A:DG:C2'	15	1.13
(1,19)	1:7:A:DG:C1'	1:7:A:DG:C2'	1:7:A:DG:C3'	1:7:A:DG:C4'	16	1.13
(1,53)	2:19:B:DC:C5'	2:19:B:DC:C4'	2:19:B:DC:C3'	2:19:B:DC:C2'	12	1.12
(1,53)	2:19:B:DC:C5'	2:19:B:DC:C4'	2:19:B:DC:C3'	2:19:B:DC:C2'	16	1.12
(1,50)	2:18:B:DG:C5'	2:18:B:DG:C4'	2:18:B:DG:C3'	2:18:B:DG:C2'	3	1.12
(1,20)	1:7:A:DG:C5'	1:7:A:DG:C4'	1:7:A:DG:C3'	1:7:A:DG:C2'	6	1.12
(1,20)	1:7:A:DG:C5'	1:7:A:DG:C4'	1:7:A:DG:C3'	1:7:A:DG:C2'	12	1.12
(1,19)	1:7:A:DG:C1'	1:7:A:DG:C2'	1:7:A:DG:C3'	1:7:A:DG:C4'	17	1.12
(1,16)	1:6:A:DT:C1'	1:6:A:DT:C2'	1:6:A:DT:C3'	1:6:A:DT:C4'	6	1.12
(1,7)	1:3:A:DC:C1'	1:3:A:DC:C2'	1:3:A:DC:C3'	1:3:A:DC:C4'	1	1.12
(1,1)	1:1:A:DC:C1'	1:1:A:DC:C2'	1:1:A:DC:C3'	1:1:A:DC:C4'	5	1.12
(1,17)	1:6:A:DT:C5'	1:6:A:DT:C4'	1:6:A:DT:C3'	1:6:A:DT:C2'	5	1.11
(1,16)	1:6:A:DT:C1'	1:6:A:DT:C2'	1:6:A:DT:C3'	1:6:A:DT:C4'	5	1.11
(1,20)	1:7:A:DG:C5'	1:7:A:DG:C4'	1:7:A:DG:C3'	1:7:A:DG:C2'	13	1.1
(1,7)	1:3:A:DC:C1'	1:3:A:DC:C2'	1:3:A:DC:C3'	1:3:A:DC:C4'	13	1.1
(1,17)	1:6:A:DT:C5'	1:6:A:DT:C4'	1:6:A:DT:C3'	1:6:A:DT:C2'	15	1.09
(1,14)	1:5:A:DT:C5'	1:5:A:DT:C4'	1:5:A:DT:C3'	1:5:A:DT:C2'	14	1.09
(1,7)	1:3:A:DC:C1'	1:3:A:DC:C2'	1:3:A:DC:C3'	1:3:A:DC:C4'	8	1.09
(1,5)	1:2:A:DG:C5'	1:2:A:DG:C4'	1:2:A:DG:C3'	1:2:A:DG:C2'	6	1.09
(1,20)	1:7:A:DG:C5'	1:7:A:DG:C4'	1:7:A:DG:C3'	1:7:A:DG:C2'	7	1.08
(1,16)	1:6:A:DT:C1'	1:6:A:DT:C2'	1:6:A:DT:C3'	1:6:A:DT:C4'	3	1.08
(1,31)	2:11:B:DG:C1'	2:11:B:DG:C2'	2:11:B:DG:C3'	2:11:B:DG:C4'	16	1.07
(1,5)	1:2:A:DG:C5'	1:2:A:DG:C4'	1:2:A:DG:C3'	1:2:A:DG:C2'	5	1.07
(1,5)	1:2:A:DG:C5'	1:2:A:DG:C4'	1:2:A:DG:C3'	1:2:A:DG:C2'	12	1.07
(1,16)	1:6:A:DT:C1'	1:6:A:DT:C2'	1:6:A:DT:C3'	1:6:A:DT:C4'	8	1.06

Continued on next page...

Continued from previous page...

Key	Atom-1	Atom-2	Atom-3	Atom-4	Model ID	Violation (°)
(1,5)	1:2:A:DG:C5'	1:2:A:DG:C4'	1:2:A:DG:C3'	1:2:A:DG:C2'	4	1.06
(1,23)	1:8:A:DT:C5'	1:8:A:DT:C4'	1:8:A:DT:C3'	1:8:A:DT:C2'	16	1.05
(1,7)	1:3:A:DC:C1'	1:3:A:DC:C2'	1:3:A:DC:C3'	1:3:A:DC:C4'	2	1.05
(1,55)	2:20:B:DG:C1'	2:20:B:DG:C2'	2:20:B:DG:C3'	2:20:B:DG:C4'	3	1.04
(1,35)	2:12:B:DG:C5'	2:12:B:DG:C4'	2:12:B:DG:C3'	2:12:B:DG:C2'	11	1.04
(1,16)	1:6:A:DT:C1'	1:6:A:DT:C2'	1:6:A:DT:C3'	1:6:A:DT:C4'	7	1.04
(1,16)	1:6:A:DT:C1'	1:6:A:DT:C2'	1:6:A:DT:C3'	1:6:A:DT:C4'	9	1.04
(1,55)	2:20:B:DG:C1'	2:20:B:DG:C2'	2:20:B:DG:C3'	2:20:B:DG:C4'	16	1.03
(1,31)	2:11:B:DG:C1'	2:11:B:DG:C2'	2:11:B:DG:C3'	2:11:B:DG:C4'	1	1.03
(1,29)	1:10:A:DC:C5'	1:10:A:DC:C4'	1:10:A:DC:C3'	1:10:A:DC:C2'	14	1.03
(1,22)	1:8:A:DT:C1'	1:8:A:DT:C2'	1:8:A:DT:C3'	1:8:A:DT:C4'	17	1.03
(1,35)	2:12:B:DG:C5'	2:12:B:DG:C4'	2:12:B:DG:C3'	2:12:B:DG:C2'	13	1.02
(1,16)	1:6:A:DT:C1'	1:6:A:DT:C2'	1:6:A:DT:C3'	1:6:A:DT:C4'	13	1.02
(1,7)	1:3:A:DC:C1'	1:3:A:DC:C2'	1:3:A:DC:C3'	1:3:A:DC:C4'	5	1.02
(1,5)	1:2:A:DG:C5'	1:2:A:DG:C4'	1:2:A:DG:C3'	1:2:A:DG:C2'	9	1.02
(1,16)	1:6:A:DT:C1'	1:6:A:DT:C2'	1:6:A:DT:C3'	1:6:A:DT:C4'	4	1.01
(1,16)	1:6:A:DT:C1'	1:6:A:DT:C2'	1:6:A:DT:C3'	1:6:A:DT:C4'	12	1.01
(1,16)	1:6:A:DT:C1'	1:6:A:DT:C2'	1:6:A:DT:C3'	1:6:A:DT:C4'	16	1.01
(1,7)	1:3:A:DC:C1'	1:3:A:DC:C2'	1:3:A:DC:C3'	1:3:A:DC:C4'	4	1.01
(1,31)	2:11:B:DG:C1'	2:11:B:DG:C2'	2:11:B:DG:C3'	2:11:B:DG:C4'	5	1.0
(1,7)	1:3:A:DC:C1'	1:3:A:DC:C2'	1:3:A:DC:C3'	1:3:A:DC:C4'	3	1.0
(1,7)	1:3:A:DC:C1'	1:3:A:DC:C2'	1:3:A:DC:C3'	1:3:A:DC:C4'	9	1.0