Full wwPDB X-ray Structure Validation Report (i)

Aug 6, 2026 – 01:41 PM EDT

PDB ID	:	6NUO / pdb_00006nuo
Title	:	Modified tRNA(Pro) bound to Thermus thermophilus 70S (cognate)
Authors	:	Hoffer, E.D.; Subaramanian, S.; Hong, S.; Maehigashi, T.; Dunham, C.M.
Deposited on	:	2019-02-01
Resolution	:	3.20 Å(reported)

This is a Full wwPDB X-ray Structure Validation Report for a publicly released PDB entry.

We welcome your comments at *validation@mail.wwpdb.org*
A user guide is available at
https://www.wwpdb.org/validation/2017/XrayValidationReportHelp
with specific help available everywhere you see the (i) symbol.

The types of validation reports are described at
http://www.wwpdb.org/validation/2017/FAQs#types.

The following versions of software and data (see references (i)) were used in the production of this report:

MolProbity	:	4-5-2 with Phenix2.0
Mogul	:	2022.3.0, CSD as543be (2022)
Xtriage (Phenix)	:	2.0
EDS	:	3.0
Percentile statistics	:	20250101.v01 (using entries in the PDB archive January 1st 2025)
CCP4	:	9.0.015 (Gargrove)
Density-Fitness	:	1.0.12
Ideal geometry (proteins)	:	Engh & Huber (2001)
Ideal geometry (DNA, RNA)	:	Parkinson et al. (1996)
Validation Pipeline (wwPDB-VP)	:	2.50

1 Overall quality at a glance (i)

The following experimental techniques were used to determine the structure:
X-RAY DIFFRACTION

The reported resolution of this entry is 3.20 Å.

Percentile scores (ranging between 0-100) for global validation metrics of the entry are shown in the following graphic. The table shows the number of entries on which the scores are based.

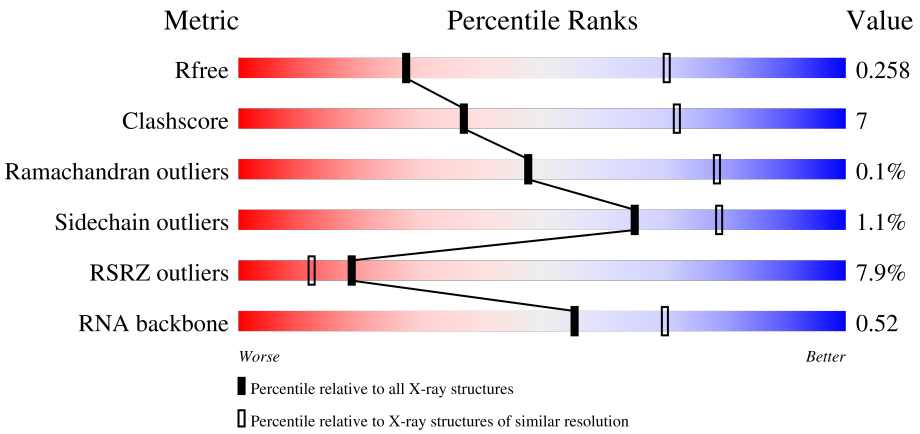

Metric	Whole archive (#Entries)	Similar resolution (#Entries, resolution range(Å))
R_{free}	180053	1466 (3.20-3.20)
Clashscore	190562	1573 (3.20-3.20)
Ramachandran outliers	187476	1548 (3.20-3.20)
Sidechain outliers	187428	1547 (3.20-3.20)
RSRZ outliers	180081	1466 (3.20-3.20)
RNA backbone	3983	1222 (3.50-2.90)

The table below summarises the geometric issues observed across the polymeric chains and their fit to the electron density. The red, orange, yellow and green segments of the lower bar indicate the fraction of residues that contain outliers for >=3, 2, 1 and 0 types of geometric quality criteria respectively. A grey segment represents the fraction of residues that are not modelled. The numeric value for each fraction is indicated below the corresponding segment, with a dot representing fractions <=5% The upper red bar (where present) indicates the fraction of residues that have poor fit to the electron density. The numeric value is given above the bar.

Mol	Chain	Length	Quality of chain
1	QA	1521	5% 52% 39% 8% •
1	XA	1521	7% 53% 36% 9% •
2	QB	256	% 64% 26% • 8%
2	XB	256	7% 62% 28% • 8%

Continued on next page...

Continued from previous page...

Mol	Chain	Length	Quality of chain
3	QC	239	8% 61% 23% • 14%
3	XC	239	18% 66% 19% • 14%
4	QD	209	6% 76% 22% •
4	XD	209	25% 65% 30% •
5	QE	162	3% 66% 25% • 7%
5	XE	162	11% 75% 19% 7%
6	QF	101	8% 75% 24% •
6	XF	101	% 79% 20% •
7	QG	156	19% 78% 21% •
7	XG	156	22% 73% 24% • •
8	QH	138	4% 75% 24% •
8	XH	138	8% 75% 23% • •
9	QI	128	55% 69% 27% • •
9	XI	128	27% 59% 33% 6% •
10	QJ	105	20% 54% 36% • 6%
10	XJ	105	32% 66% 23% • 9%
11	QK	129	13% 64% 25% • 8%
11	XK	129	7% 71% 18% • 10%
12	QL	132	20% 77% 16% • 5%
12	XL	132	18% 67% 20% 5% 8%
13	QM	126	18% 63% 29% • 5%
13	XM	126	40% 52% 39% • 6%
14	QN	61	33% 51% 44% • •
14	XN	61	16% 75% 20% • •
15	QO	89	6% 84% 13% • •

Continued on next page...

Continued from previous page...

Mol	Chain	Length	Quality of chain
15	XO	89	3% 82% 16%
16	QP	88	2% 68% 26% 5%
16	XP	88	11% 69% 24% 5%
17	QQ	105	11% 62% 30% 5%
17	XQ	105	6% 78% 16% 5%
18	QR	88	7% 61% 18% 20%
18	XR	88	2% 59% 19% 20%
19	QS	93	20% 66% 20% 11%
19	XS	93	31% 58% 29% 10%
20	QT	106	9% 68% 24% 7%
20	XT	106	8% 58% 33% 7%
21	QU	27	33% 81% 11% 7%
21	XU	27	19% 56% 33% 7%
22	QV	77	8% 39% 51% 10%
22	XV	77	34% 48% 42% 10%
23	QX	19	21% 32% 63% 5%
23	XX	19	79% 32% 58% 11%
24	RA	2915	4% 58% 33% 8%
24	YA	2915	3% 63% 29% 7%
25	RB	122	% 69% 25%
25	YB	122	4% 61% 28% 10%
26	RD	276	5% 76% 22%
26	YD	276	2% 83% 15%
27	RE	206	4% 75% 25%
27	YE	206	% 75% 22%

Continued on next page...

Continued from previous page...

Mol	Chain	Length	Quality of chain
28	RF	210	4% 73% 23%
28	YF	210	3% 73% 22%
29	RG	182	15% 66% 30%
29	YG	182	12% 65% 32%
30	RH	180	12% 63% 31%
30	YH	180	3% 80% 16%
31	RI	148	14% 70% 26%
31	YI	148	14% 74% 23%
32	RN	140	13% 81% 15%
32	YN	140	% 80% 19%
33	RO	122	% 76% 22%
33	YO	122	4% 80% 20%
34	RP	150	8% 77% 19%
34	YP	150	3% 75% 23%
35	RQ	141	8% 61% 35%
35	YQ	141	% 85% 15%
36	RR	118	4% 75% 23%
36	YR	118	3% 82% 15%
37	RS	112	27% 71% 26%
37	YS	112	% 79% 20%
38	RT	146	5% 64% 25% 6%
38	YT	146	7% 66% 24% 6%
39	RU	118	14% 77% 19%
39	YU	118	6% 82% 14%
40	RV	101	5% 78% 20%

Continued on next page...

Continued from previous page...

Mol	Chain	Length	Quality of chain
40	YV	101	2% 82% 13% 5%
41	RW	113	4% 80% 20%
41	YW	113	4% 82% 17%
42	RX	96	5% 81% 14%
42	YX	96	85% 12%
43	RY	110	13% 77% 18%
43	YY	110	% 80% 16%
44	RZ	206	6% 54% 32% 11%
44	YZ	206	% 67% 20% 11%
45	R0	85	15% 71% 24% 5%
45	Y0	85	% 76% 12% 12%
46	R1	98	26% 79% 16%
46	Y1	98	14% 73% 18% 5%
47	R2	72	8% 72% 24%
47	Y2	72	8% 69% 22% 8%
48	R3	60	10% 73% 25%
48	Y3	60	3% 80% 17%
49	R4	71	11% 58% 37%
49	Y4	71	17% 56% 32% 8%
50	R5	60	2% 80% 18%
50	Y5	60	2% 85% 13%
51	R6	54	2% 81% 17%
51	Y6	54	80% 19%
52	R7	49	12% 78% 18%
52	Y7	49	4% 90% 8%

Continued on next page...

Continued from previous page...

Mol	Chain	Length	Quality of chain
53	R8	65	28% 60% 37%
53	Y8	65	15% 60% 37%
54	R9	37	3% 78% 22%
54	Y9	37	3% 68% 32%

The following table lists non-polymeric compounds, carbohydrate monomers and non-standard residues in protein, DNA, RNA chains that are outliers for geometric or electron-density-fit criteria:

Mol	Type	Chain	Res	Chirality	Geometry	Clashes	Electron density
55	MG	RA	3257	-	-	-	X
55	MG	YA	3144	-	-	-	X
55	MG	YA	3406	-	-	-	X

2 Entry composition (i)

There are 57 unique types of molecules in this entry. The entry contains 291964 atoms, of which 0 are hydrogens and 0 are deuteriums.

In the tables below, the ZeroOcc column contains the number of atoms modelled with zero occupancy, the AltConf column contains the number of residues with at least one atom in alternate conformation and the Trace column contains the number of residues modelled with at most 2 atoms.

- Molecule 1 is a RNA chain called 16S rRNA.

Mol	Chain	Residues	Atoms					ZeroOcc	AltConf	Trace
			Total	C	N	O	P			
1	QA	1500	32247	14353	5981	10414	1499	0	0	0
1	XA	1500	32249	14354	5984	10412	1499	0	0	0

- Molecule 2 is a protein called 30S ribosomal protein S2.

Mol	Chain	Residues	Atoms					ZeroOcc	AltConf	Trace
			Total	C	N	O	S			
2	QB	235	1907	1217	342	343	5	0	0	0
2	XB	236	1915	1223	343	344	5	0	0	0

- Molecule 3 is a protein called 30S ribosomal protein S3.

Mol	Chain	Residues	Atoms					ZeroOcc	AltConf	Trace
			Total	C	N	O	S			
3	QC	205	1605	1011	313	280	1	0	0	0
3	XC	205	1605	1011	313	280	1	0	0	0

- Molecule 4 is a protein called 30S ribosomal protein S4.

Mol	Chain	Residues	Atoms					ZeroOcc	AltConf	Trace
			Total	C	N	O	S			
4	QD	208	1703	1066	339	291	7	0	0	0
4	XD	208	1703	1066	339	291	7	0	0	0

- Molecule 5 is a protein called 30S ribosomal protein S5.

Mol	Chain	Residues	Atoms					ZeroOcc	AltConf	Trace
			Total	C	N	O	S			
5	QE	151	1155	729	218	204	4	0	0	0
5	XE	151	1155	729	218	204	4	0	0	0

- Molecule 6 is a protein called 30S ribosomal protein S6.

Mol	Chain	Residues	Atoms					ZeroOcc	AltConf	Trace
			Total	C	N	O	S			
6	QF	101	843	531	155	154	3	0	0	0
6	XF	101	843	531	155	154	3	0	0	0

- Molecule 7 is a protein called 30S ribosomal protein S7.

Mol	Chain	Residues	Atoms					ZeroOcc	AltConf	Trace
			Total	C	N	O	S			
7	QG	155	1257	781	252	218	6	0	0	0
7	XG	155	1257	781	252	218	6	0	0	0

- Molecule 8 is a protein called 30S ribosomal protein S8.

Mol	Chain	Residues	Atoms					ZeroOcc	AltConf	Trace
			Total	C	N	O	S			
8	QH	137	1108	700	214	192	2	0	0	0
8	XH	137	1108	700	214	192	2	0	0	0

- Molecule 9 is a protein called 30S ribosomal protein S9.

Mol	Chain	Residues	Atoms				ZeroOcc	AltConf	Trace
			Total	C	N	O			
9	QI	127	1010	639	197	174	0	0	0
9	XI	126	998	633	193	172	0	0	0

- Molecule 10 is a protein called 30S ribosomal protein S10.

Mol	Chain	Residues	Atoms					ZeroOcc	AltConf	Trace
			Total	C	N	O	S			
10	QJ	99	801	504	157	139	1	0	0	0

Continued on next page...

Continued from previous page...

Mol	Chain	Residues	Atoms					ZeroOcc	AltConf	Trace
			Total	C	N	O	S			
10	XJ	96	777	487	153	136	1	0	0	0

- Molecule 11 is a protein called 30S ribosomal protein S11.

Mol	Chain	Residues	Atoms					ZeroOcc	AltConf	Trace
			Total	C	N	O	S			
11	QK	119	885	549	168	165	3	0	0	0
11	XK	116	864	537	164	160	3	0	0	0

- Molecule 12 is a protein called 30S ribosomal protein S12.

Mol	Chain	Residues	Atoms					ZeroOcc	AltConf	Trace
			Total	C	N	O	S			
12	QL	125	975	614	196	164	1	0	0	0
12	XL	122	956	603	193	159	1	0	0	0

- Molecule 13 is a protein called 30S ribosomal protein S13.

Mol	Chain	Residues	Atoms					ZeroOcc	AltConf	Trace
			Total	C	N	O	S			
13	QM	120	955	591	197	165	2	0	0	0
13	XM	119	946	585	195	164	2	0	0	0

- Molecule 14 is a protein called 30S ribosomal protein S14 type Z.

Mol	Chain	Residues	Atoms					ZeroOcc	AltConf	Trace
			Total	C	N	O	S			
14	QN	60	492	312	104	72	4	0	0	0
14	XN	60	492	312	104	72	4	0	0	0

- Molecule 15 is a protein called 30S ribosomal protein S15.

Mol	Chain	Residues	Atoms					ZeroOcc	AltConf	Trace
			Total	C	N	O	S			
15	QO	88	734	459	147	126	2	0	0	0
15	XO	87	729	457	146	124	2	0	0	0

- Molecule 16 is a protein called 30S ribosomal protein S16.

Mol	Chain	Residues	Atoms					ZeroOcc	AltConf	Trace
			Total	C	N	O	S			
16	QP	84	705	446	140	118	1	0	0	0
16	XP	84	705	446	140	118	1	0	0	0

- Molecule 17 is a protein called 30S ribosomal protein S17.

Mol	Chain	Residues	Atoms					ZeroOcc	AltConf	Trace
			Total	C	N	O	S			
17	QQ	100	834	534	155	143	2	0	0	0
17	XQ	100	834	534	155	143	2	0	0	0

- Molecule 18 is a protein called 30S ribosomal protein S18.

Mol	Chain	Residues	Atoms				ZeroOcc	AltConf	Trace
			Total	C	N	O			
18	QR	70	574	367	112	95	0	0	0
18	XR	70	574	367	112	95	0	0	0

- Molecule 19 is a protein called 30S ribosomal protein S19.

Mol	Chain	Residues	Atoms					ZeroOcc	AltConf	Trace
			Total	C	N	O	S			
19	QS	83	665	424	124	115	2	0	0	0
19	XS	84	674	430	126	116	2	0	0	0

- Molecule 20 is a protein called 30S ribosomal protein S20.

Mol	Chain	Residues	Atoms					ZeroOcc	AltConf	Trace
			Total	C	N	O	S			
20	QT	99	763	470	162	129	2	0	0	0
20	XT	99	763	470	162	129	2	0	0	0

- Molecule 21 is a protein called 30S ribosomal protein Thx.

Mol	Chain	Residues	Atoms				ZeroOcc	AltConf	Trace
			Total	C	N	O			
21	QU	25	217	134	52	31	0	0	0
21	XU	25	217	134	52	31	0	0	0

- Molecule 22 is a RNA chain called P-site tRNA-Pro.

Mol	Chain	Residues	Atoms					ZeroOcc	AltConf	Trace
			Total	C	N	O	P			
22	QV	77	1648	734	295	542	77	0	0	0
22	XV	77	1648	734	295	542	77	0	0	0

- Molecule 23 is a RNA chain called mRNA.

Mol	Chain	Residues	Atoms					ZeroOcc	AltConf	Trace
			Total	C	N	O	P			
23	QX	19	418	186	86	127	19	0	0	0
23	XX	19	418	186	86	127	19	0	0	0

- Molecule 24 is a RNA chain called 23S rRNA.

Mol	Chain	Residues	Atoms					ZeroOcc	AltConf	Trace
			Total	C	N	O	P			
24	RA	2881	62051	27618	11609	19944	2880	0	0	0
24	YA	2883	62091	27636	11613	19960	2882	0	0	0

- Molecule 25 is a RNA chain called 5S rRNA.

Mol	Chain	Residues	Atoms					ZeroOcc	AltConf	Trace
			Total	C	N	O	P			
25	RB	120	2573	1146	476	832	119	0	0	0
25	YB	120	2573	1146	476	832	119	0	0	0

- Molecule 26 is a protein called 50S ribosomal protein L2.

Mol	Chain	Residues	Atoms					ZeroOcc	AltConf	Trace
			Total	C	N	O	S			
26	RD	274	2135	1347	426	359	3	0	0	0

Continued on next page...

Continued from previous page...

Mol	Chain	Residues	Atoms					ZeroOcc	AltConf	Trace
			Total	C	N	O	S			
26	YD	274	2135	1347	426	359	3	0	0	0

- Molecule 27 is a protein called 50S ribosomal protein L3.

Mol	Chain	Residues	Atoms					ZeroOcc	AltConf	Trace
			Total	C	N	O	S			
27	RE	205	1568	991	300	271	6	0	0	0
27	YE	204	1563	988	299	270	6	0	0	0

- Molecule 28 is a protein called 50S ribosomal protein L4.

Mol	Chain	Residues	Atoms					ZeroOcc	AltConf	Trace
			Total	C	N	O	S			
28	RF	202	1585	1011	297	275	2	0	0	0
28	YF	202	1585	1011	297	275	2	0	0	0

- Molecule 29 is a protein called 50S ribosomal protein L5.

Mol	Chain	Residues	Atoms					ZeroOcc	AltConf	Trace
			Total	C	N	O	S			
29	RG	181	1474	942	268	260	4	0	0	0
29	YG	181	1474	942	268	260	4	0	0	0

- Molecule 30 is a protein called 50S ribosomal protein L6.

Mol	Chain	Residues	Atoms					ZeroOcc	AltConf	Trace
			Total	C	N	O	S			
30	RH	174	1336	848	251	236	1	0	0	0
30	YH	173	1330	845	250	234	1	0	0	0

- Molecule 31 is a protein called 50S ribosomal protein L9.

Mol	Chain	Residues	Atoms					ZeroOcc	AltConf	Trace
			Total	C	N	O	S			
31	RI	146	1136	726	201	208	1	0	0	0
31	YI	146	1136	726	201	208	1	0	0	0

- Molecule 32 is a protein called 50S ribosomal protein L13.

Mol	Chain	Residues	Atoms					ZeroOcc	AltConf	Trace
			Total	C	N	O	S			
32	RN	138	1104	712	206	182	4	0	0	0
32	YN	140	1121	722	208	187	4	0	0	0

- Molecule 33 is a protein called 50S ribosomal protein L14.

Mol	Chain	Residues	Atoms					ZeroOcc	AltConf	Trace
			Total	C	N	O	S			
33	RO	122	933	588	171	170	4	0	0	0
33	YO	122	933	588	171	170	4	0	0	0

- Molecule 34 is a protein called 50S ribosomal protein L15.

Mol	Chain	Residues	Atoms					ZeroOcc	AltConf	Trace
			Total	C	N	O	S			
34	RP	149	1139	709	231	196	3	0	0	0
34	YP	147	1122	698	229	192	3	0	0	0

- Molecule 35 is a protein called 50S ribosomal protein L16.

Mol	Chain	Residues	Atoms					ZeroOcc	AltConf	Trace
			Total	C	N	O	S			
35	RQ	141	1122	715	212	188	7	0	0	0
35	YQ	141	1122	715	212	188	7	0	0	0

- Molecule 36 is a protein called 50S ribosomal protein L17.

Mol	Chain	Residues	Atoms				ZeroOcc	AltConf	Trace
			Total	C	N	O			
36	RR	117	960	599	202	159	0	0	0
36	YR	117	960	599	202	159	0	0	0

- Molecule 37 is a protein called 50S ribosomal protein L18.

Mol	Chain	Residues	Atoms				ZeroOcc	AltConf	Trace
			Total	C	N	O			
37	RS	111	882	556	176	150	0	0	0
37	YS	110	877	553	175	149	0	0	0

- Molecule 38 is a protein called 50S ribosomal protein L19.

Mol	Chain	Residues	Atoms					ZeroOcc	AltConf	Trace
			Total	C	N	O	S			
38	RT	137	1141	710	234	196	1	0	0	0
38	YT	137	1141	710	234	196	1	0	0	0

- Molecule 39 is a protein called 50S ribosomal protein L20.

Mol	Chain	Residues	Atoms					ZeroOcc	AltConf	Trace
			Total	C	N	O	S			
39	RU	117	964	610	202	151	1	0	0	0
39	YU	117	964	610	202	151	1	0	0	0

- Molecule 40 is a protein called 50S ribosomal protein L21.

Mol	Chain	Residues	Atoms					ZeroOcc	AltConf	Trace
			Total	C	N	O	S			
40	RV	101	779	501	142	135	1	0	0	0
40	YV	101	779	501	142	135	1	0	0	0

- Molecule 41 is a protein called 50S ribosomal protein L22.

Mol	Chain	Residues	Atoms					ZeroOcc	AltConf	Trace
			Total	C	N	O	S			
41	RW	113	900	566	177	155	2	0	0	0
41	YW	113	900	566	177	155	2	0	0	0

- Molecule 42 is a protein called 50S ribosomal protein L23.

Mol	Chain	Residues	Atoms				ZeroOcc	AltConf	Trace
			Total	C	N	O			
42	RX	92	725	471	131	123	0	0	0

Continued on next page...

Continued from previous page...

Mol	Chain	Residues	Atoms					ZeroOcc	AltConf	Trace
			Total	C	N	O	S			
42	YX	94	742	482	134	125	1	0	0	0

- Molecule 43 is a protein called 50S ribosomal protein L24.

Mol	Chain	Residues	Atoms					ZeroOcc	AltConf	Trace
			Total	C	N	O	S			
43	RY	107	818	525	155	132	6	0	0	0
43	YY	107	818	525	155	132	6	0	0	0

- Molecule 44 is a protein called 50S ribosomal protein L25.

Mol	Chain	Residues	Atoms					ZeroOcc	AltConf	Trace
			Total	C	N	O	S			
44	RZ	183	1461	933	260	265	3	0	0	0
44	YZ	183	1461	933	260	265	3	0	0	0

- Molecule 45 is a protein called 50S ribosomal protein L27.

Mol	Chain	Residues	Atoms					ZeroOcc	AltConf	Trace
			Total	C	N	O	S			
45	R0	81	643	398	137	107	1	0	0	0
45	Y0	75	599	370	127	101	1	0	0	0

- Molecule 46 is a protein called 50S ribosomal protein L28.

Mol	Chain	Residues	Atoms					ZeroOcc	AltConf	Trace
			Total	C	N	O	S			
46	R1	97	763	481	150	131	1	0	0	0
46	Y1	93	729	457	145	126	1	0	0	0

- Molecule 47 is a protein called 50S ribosomal protein L29.

Mol	Chain	Residues	Atoms					ZeroOcc	AltConf	Trace
			Total	C	N	O	S			
47	R2	69	581	358	118	104	1	0	0	0
47	Y2	66	558	346	113	98	1	0	0	0

- Molecule 48 is a protein called 50S ribosomal protein L30.

Mol	Chain	Residues	Atoms				ZeroOcc	AltConf	Trace
			Total	C	N	O			
48	R3	59	469	298	90	81	0	0	0
48	Y3	59	469	298	90	81	0	0	0

- Molecule 49 is a protein called 50S ribosomal protein L31.

Mol	Chain	Residues	Atoms					ZeroOcc	AltConf	Trace
			Total	C	N	O	S			
49	R4	69	565	356	103	101	5	0	0	0
49	Y4	69	565	356	103	101	5	0	0	0

- Molecule 50 is a protein called 50S ribosomal protein L32.

Mol	Chain	Residues	Atoms					ZeroOcc	AltConf	Trace
			Total	C	N	O	S			
50	R5	59	459	288	90	76	5	0	0	0
50	Y5	59	459	288	90	76	5	0	0	0

- Molecule 51 is a protein called 50S ribosomal protein L33.

Mol	Chain	Residues	Atoms					ZeroOcc	AltConf	Trace
			Total	C	N	O	S			
51	R6	53	453	281	91	77	4	0	0	0
51	Y6	53	453	281	91	77	4	0	0	0

- Molecule 52 is a protein called 50S ribosomal protein L34.

Mol	Chain	Residues	Atoms					ZeroOcc	AltConf	Trace
			Total	C	N	O	S			
52	R7	47	409	251	102	54	2	0	0	0
52	Y7	48	418	257	104	55	2	0	0	0

- Molecule 53 is a protein called 50S ribosomal protein L35.

Mol	Chain	Residues	Atoms					ZeroOcc	AltConf	Trace
			Total	C	N	O	S			
53	R8	64	517	331	102	82	2	0	0	0
53	Y8	64	517	331	102	82	2	0	0	0

- Molecule 54 is a protein called 50S ribosomal protein L36.

Mol	Chain	Residues	Atoms					ZeroOcc	AltConf	Trace
			Total	C	N	O	S			
54	R9	37	307	188	68	47	4	0	0	0
54	Y9	37	307	188	68	47	4	0	0	0

- Molecule 55 is MAGNESIUM ION (CCD ID: MG) (formula: Mg).

Mol	Chain	Residues	Atoms		ZeroOcc	AltConf
			Total	Mg		
55	QA	64	64	64	0	0
55	QV	1	1	1	0	0
55	RA	444	444	444	0	0
55	RB	7	7	7	0	0
55	RE	5	5	5	0	0
55	RF	1	1	1	0	0
55	RN	1	1	1	0	0
55	RQ	1	1	1	0	0
55	RR	1	1	1	0	0
55	RT	1	1	1	0	0
55	RX	1	1	1	0	0
55	R0	2	2	2	0	0
55	R8	2	2	2	0	0
55	XA	78	78	78	0	0

Continued on next page...

Continued from previous page...

Mol	Chain	Residues	Atoms		ZeroOcc	AltConf
			Total	Mg		
55	XE	1	1	1	0	0
55	XM	2	2	2	0	0
55	XV	1	1	1	0	0
55	YA	510	510	510	0	0
55	YB	7	7	7	0	0
55	YD	2	2	2	0	0
55	YE	5	5	5	0	0
55	YP	3	3	3	0	0
55	YQ	3	3	3	0	0
55	YR	1	1	1	0	0
55	Y0	2	2	2	0	0
55	Y1	2	2	2	0	0
55	Y3	1	1	1	0	0
55	Y5	1	1	1	0	0
55	Y7	1	1	1	0	0
55	Y8	1	1	1	0	0

- Molecule 56 is IRON/SULFUR CLUSTER (CCD ID: SF4) (formula: Fe_4S_4).

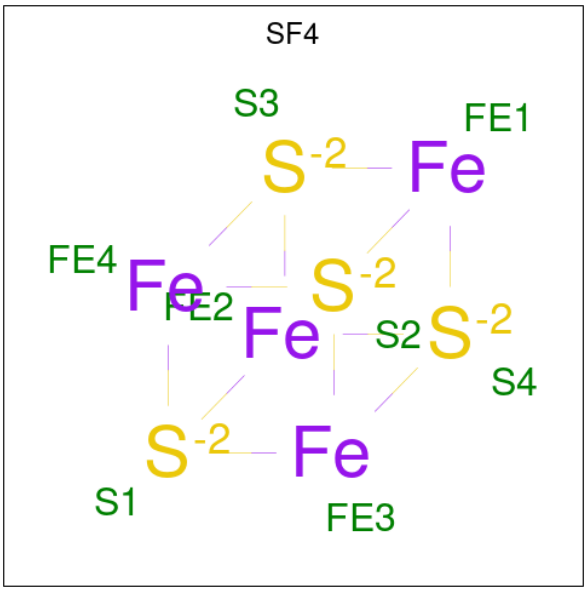

Mol	Chain	Residues	Atoms			ZeroOcc	AltConf
			Total	Fe	S		
56	QD	1	8	4	4	0	0
			Total	Fe	S		
56	XD	1	8	4	4	0	0

- Molecule 57 is ZINC ION (CCD ID: ZN) (formula: Zn).

Mol	Chain	Residues	Atoms		ZeroOcc	AltConf
			Total	Zn		
57	QN	1	1	1	0	0
			Total	Zn		
57	RY	1	1	1	0	0
			Total	Zn		
57	R4	1	1	1	0	0
			Total	Zn		
57	R5	1	1	1	0	0
			Total	Zn		
57	R6	1	1	1	0	0
			Total	Zn		
57	R9	1	1	1	0	0
			Total	Zn		
57	XN	1	1	1	0	0
			Total	Zn		
57	YY	1	1	1	0	0
			Total	Zn		
57	Y4	1	1	1	0	0
			Total	Zn		
57	Y5	1	1	1	0	0

Continued on next page...

Continued from previous page...

Mol	Chain	Residues	Atoms		ZeroOcc	AltConf
			Total	Zn		
57	Y6	1	1	1	0	0
			Total	Zn		
57	Y9	1	1	1	0	0

3 Residue-property plots (i)

These plots are drawn for all protein, RNA, DNA and oligosaccharide chains in the entry. The first graphic for a chain summarises the proportions of the various outlier classes displayed in the second graphic. The second graphic shows the sequence view annotated by issues in geometry and electron density. Residues are color-coded according to the number of geometric quality criteria for which they contain at least one outlier: green = 0, yellow = 1, orange = 2 and red = 3 or more. A red dot above a residue indicates a poor fit to the electron density (RSRZ > 2). Stretches of 2 or more consecutive residues without any outlier are shown as a green connector. Residues present in the sample, but not in the model, are shown in grey.

- Molecule 1: 16S rRNA

Chain QA:

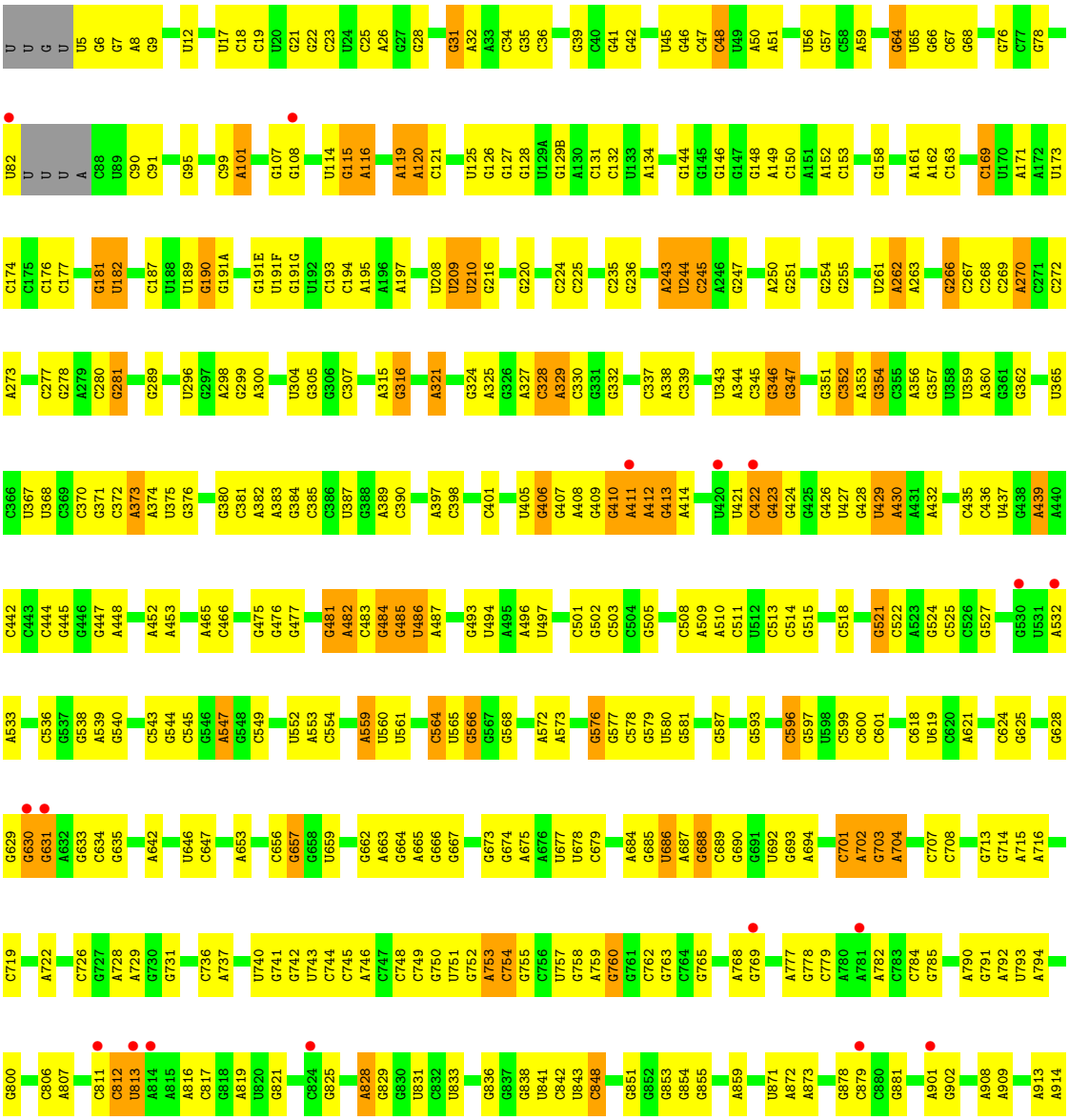

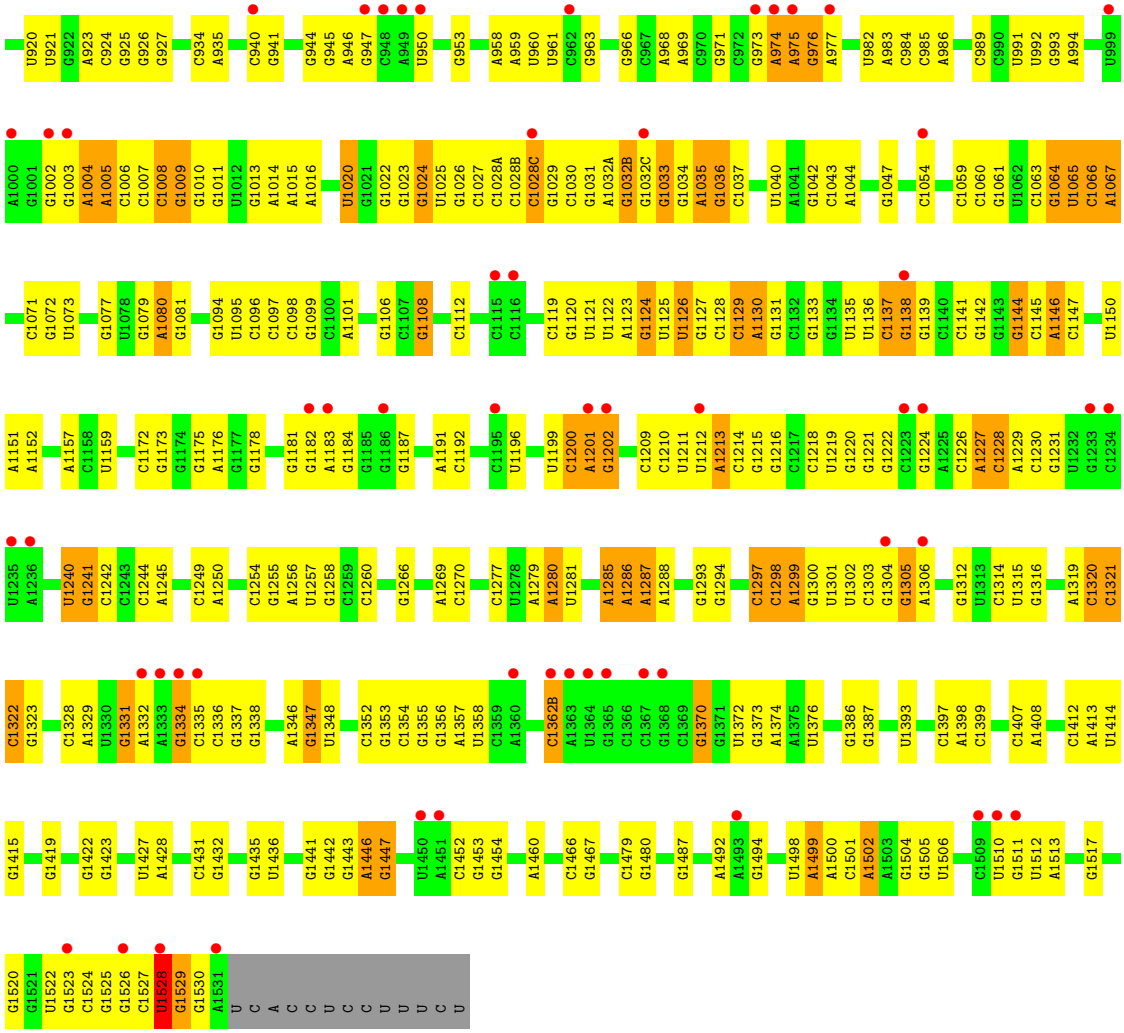

• Molecule 1: 16S rRNA

Chain XA:

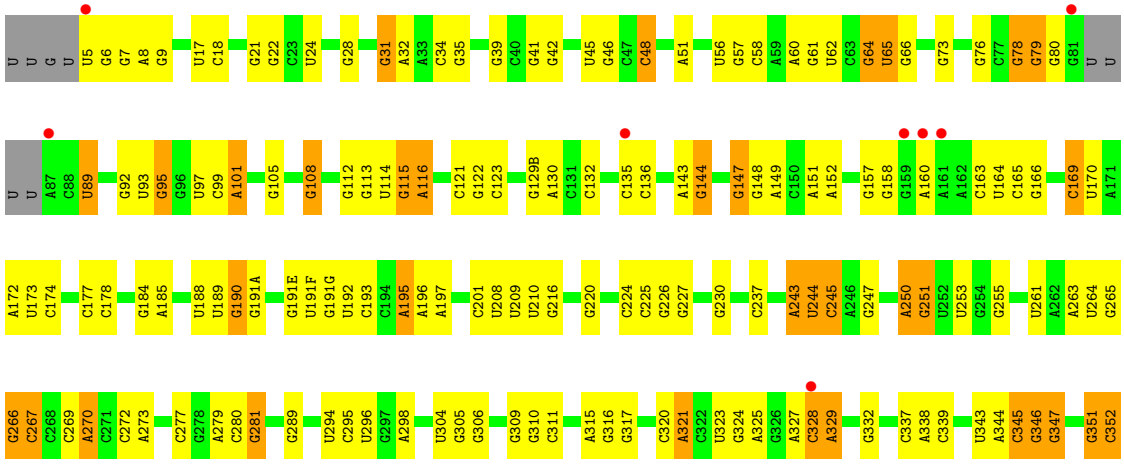



- Molecule 2: 30S ribosomal protein S2

Chain QB:

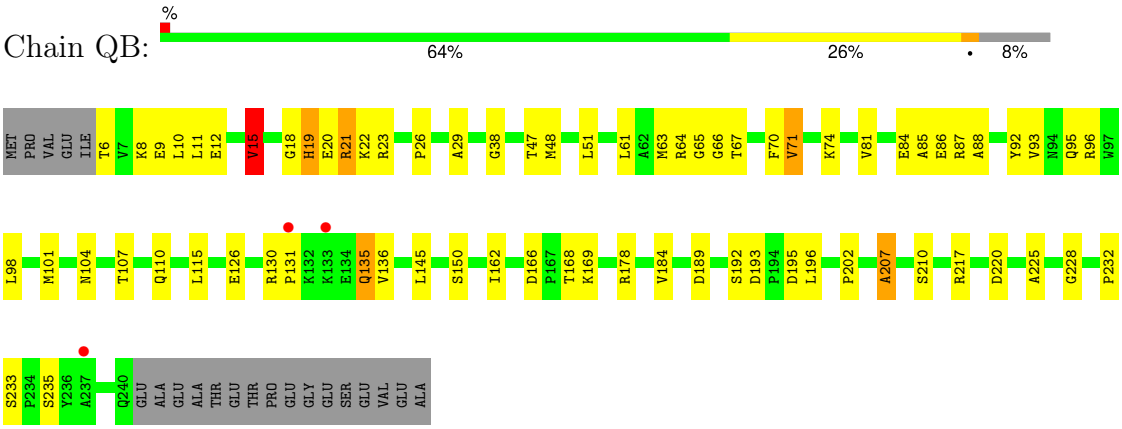

- Molecule 2: 30S ribosomal protein S2

Chain XB:

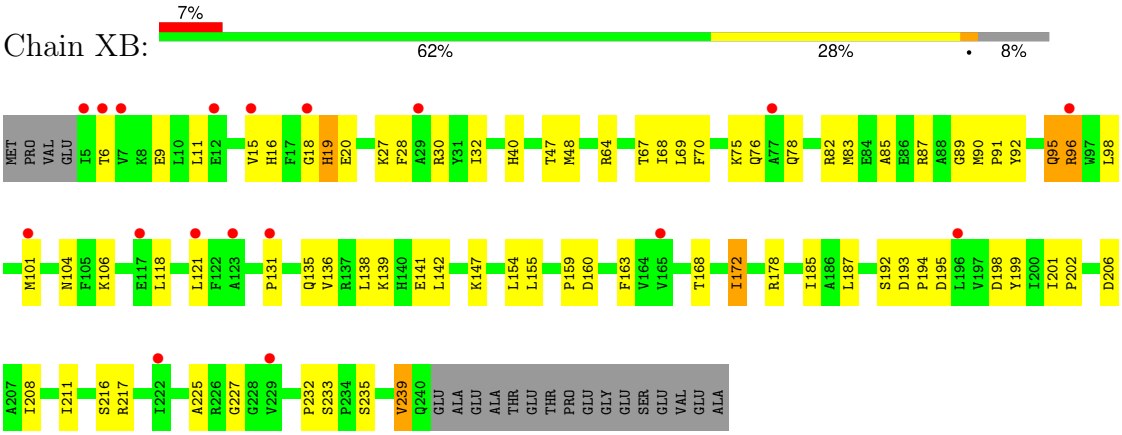

- Molecule 3: 30S ribosomal protein S3

Chain QC:

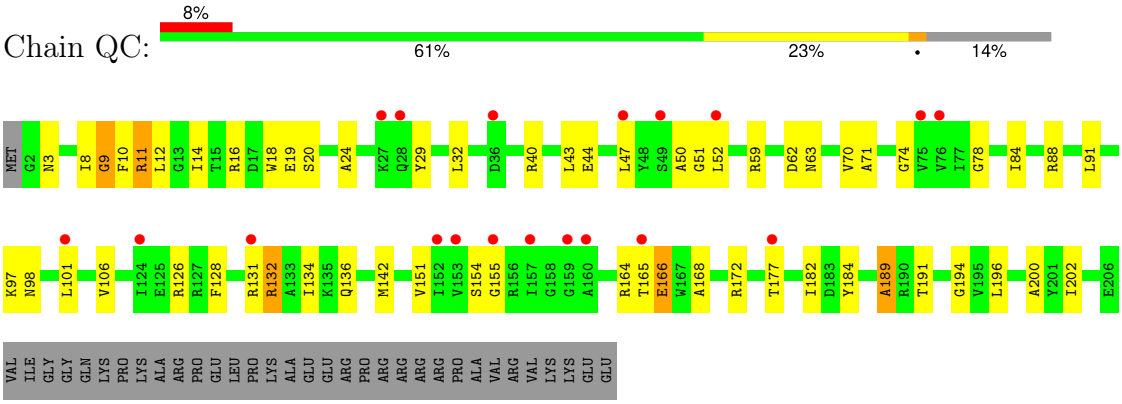

- Molecule 3: 30S ribosomal protein S3

Chain XC:

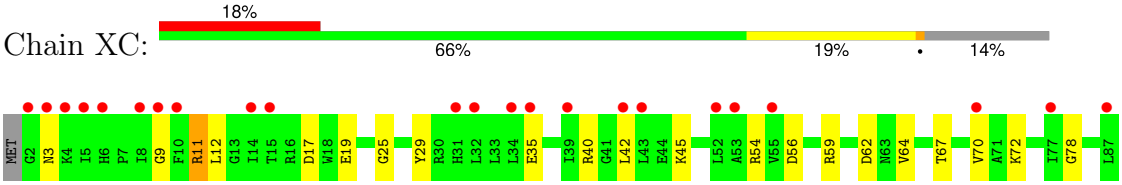

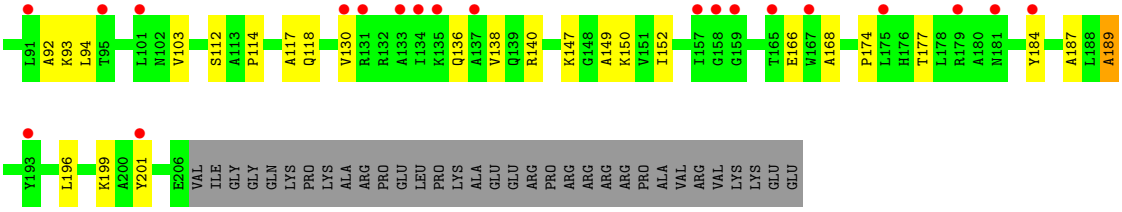

- Molecule 4: 30S ribosomal protein S4

Chain QD:

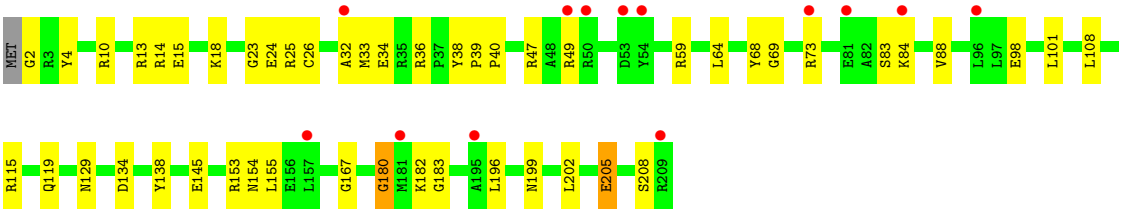

- Molecule 4: 30S ribosomal protein S4

Chain XD:

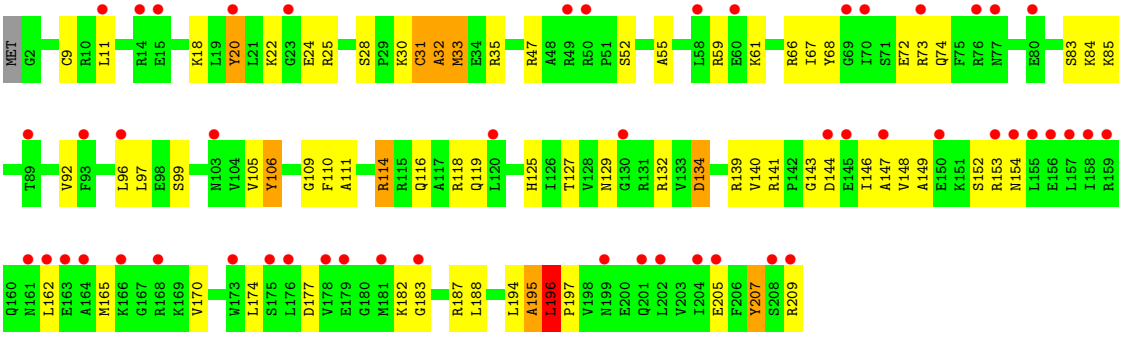

- Molecule 5: 30S ribosomal protein S5

Chain QE:

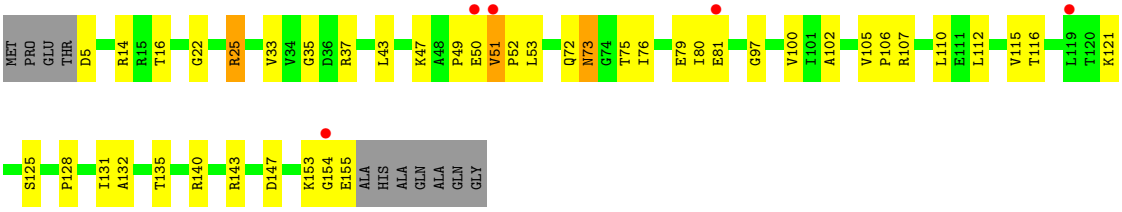

- Molecule 5: 30S ribosomal protein S5

Chain XE:

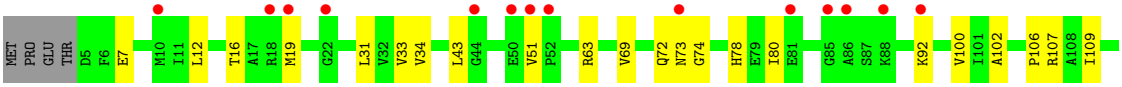

• Molecule 6: 30S ribosomal protein S6

Chain QF:

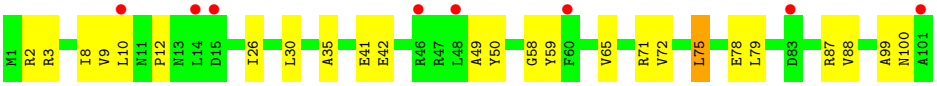

• Molecule 6: 30S ribosomal protein S6

Chain XF:

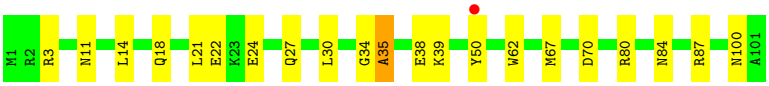

• Molecule 7: 30S ribosomal protein S7

Chain QG:

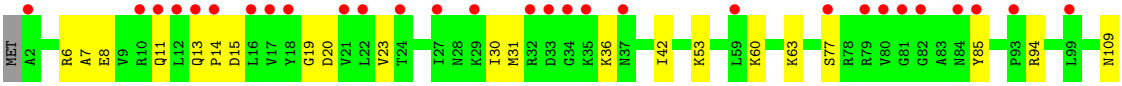

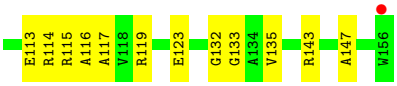

• Molecule 7: 30S ribosomal protein S7

Chain XG:

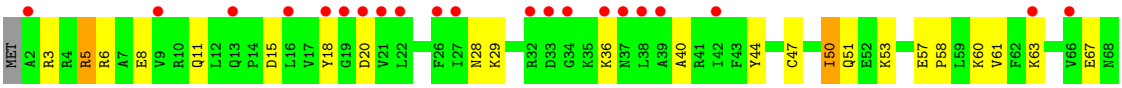

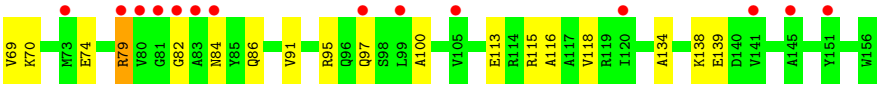

• Molecule 8: 30S ribosomal protein S8

Chain QH:

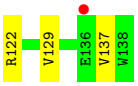

• Molecule 8: 30S ribosomal protein S8

Chain XH:

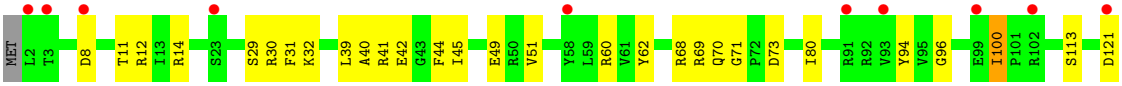

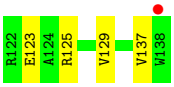

• Molecule 9: 30S ribosomal protein S9

Chain QI:

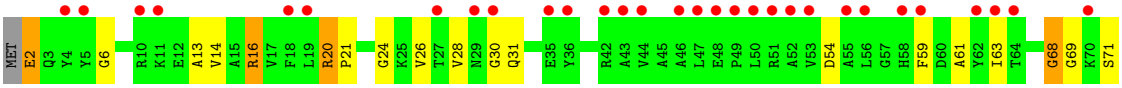

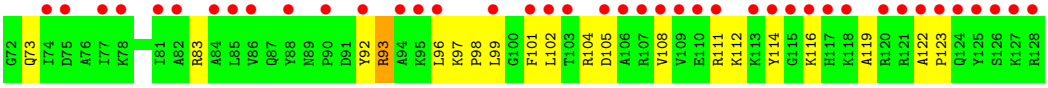

• Molecule 9: 30S ribosomal protein S9

Chain XI:

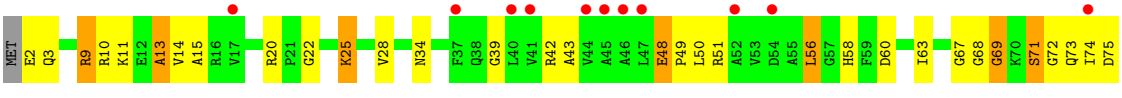

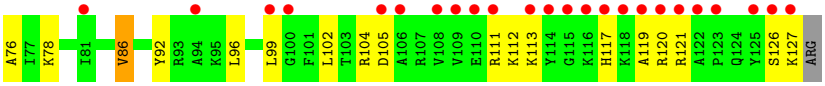

• Molecule 10: 30S ribosomal protein S10

Chain QJ:

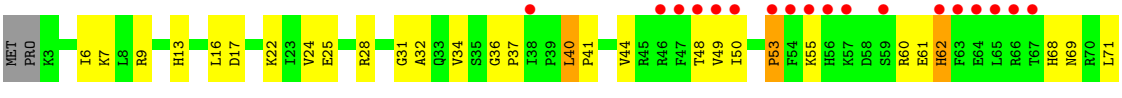

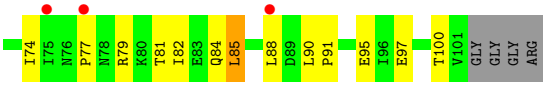

• Molecule 10: 30S ribosomal protein S10

Chain XJ:

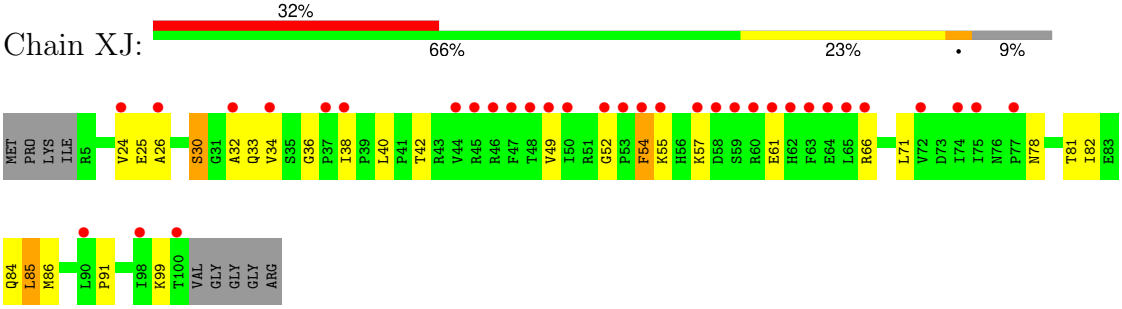

- Molecule 11: 30S ribosomal protein S11

Chain QK:

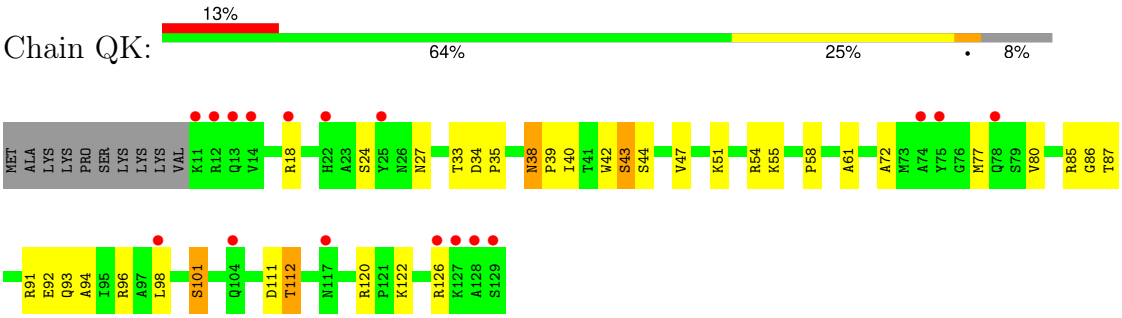

- Molecule 11: 30S ribosomal protein S11

Chain XK:

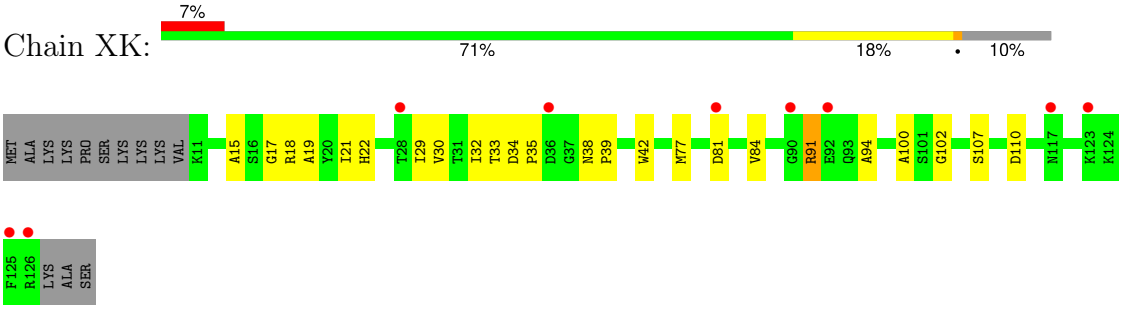

- Molecule 12: 30S ribosomal protein S12

Chain QL:

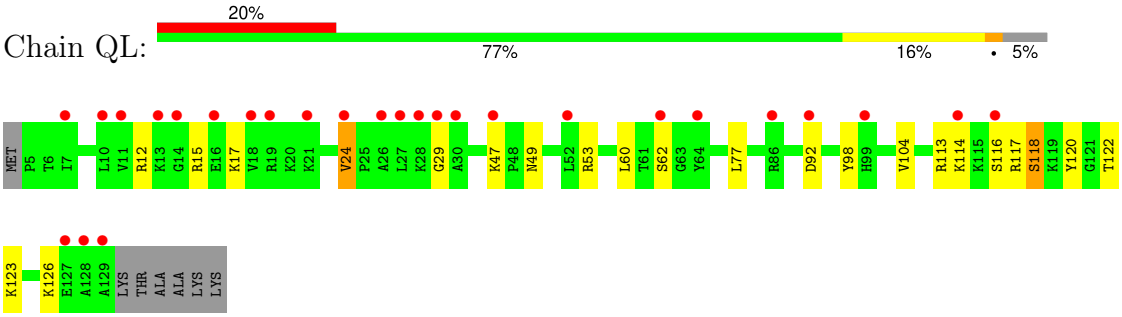

- Molecule 12: 30S ribosomal protein S12

Chain XL:

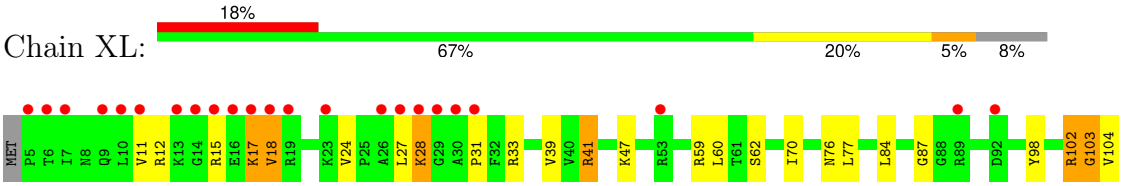

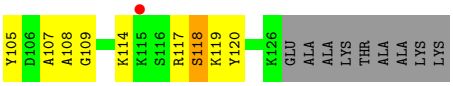

• Molecule 13: 30S ribosomal protein S13

Chain QM:

• Molecule 13: 30S ribosomal protein S13

Chain XM:

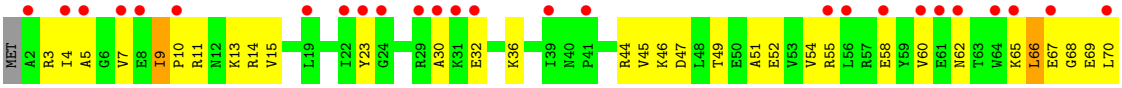

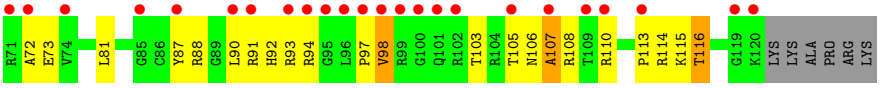

• Molecule 14: 30S ribosomal protein S14 type Z

Chain QN:

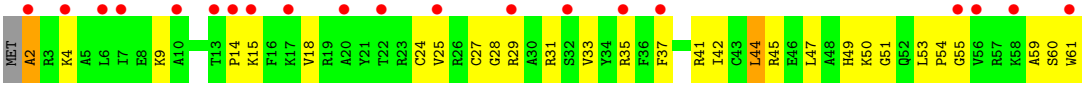

• Molecule 14: 30S ribosomal protein S14 type Z

Chain XN:

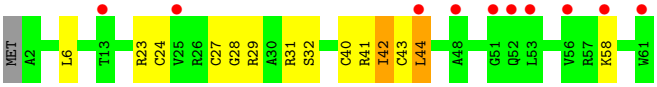

• Molecule 15: 30S ribosomal protein S15

Chain QO:

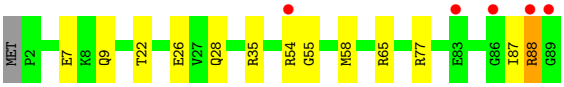

• Molecule 15: 30S ribosomal protein S15

Chain XO:

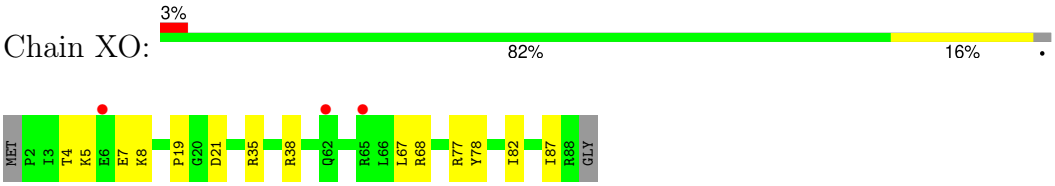

• Molecule 16: 30S ribosomal protein S16

Chain QP:

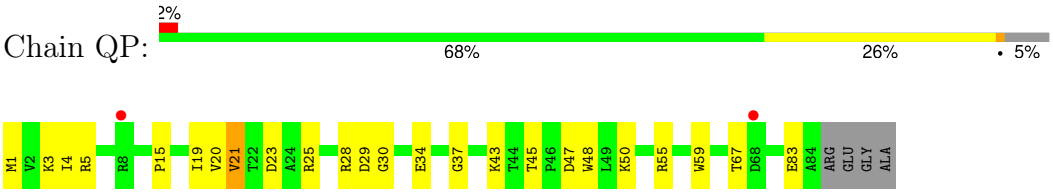

• Molecule 16: 30S ribosomal protein S16

Chain XP:

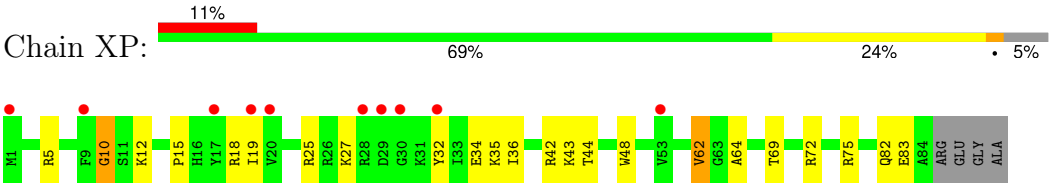

• Molecule 17: 30S ribosomal protein S17

Chain QQ:

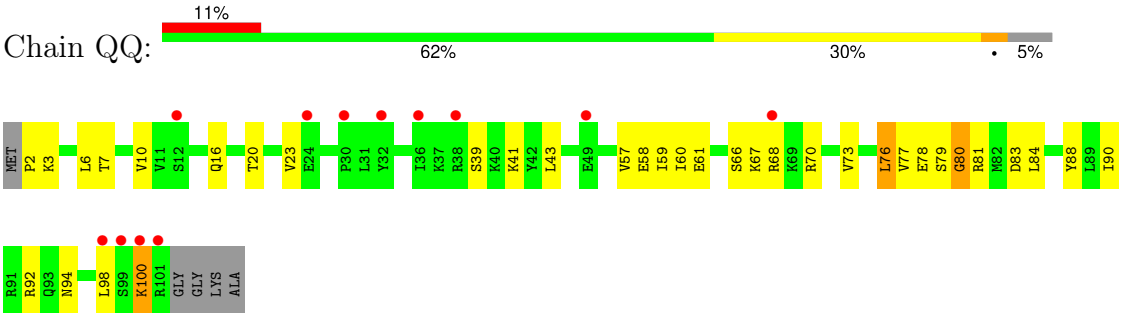

• Molecule 17: 30S ribosomal protein S17

Chain XQ:

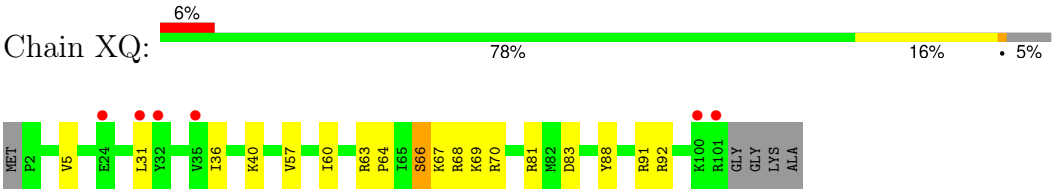

• Molecule 18: 30S ribosomal protein S18

Chain QR:

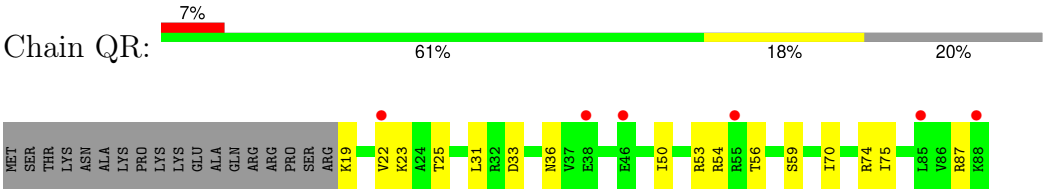

• Molecule 18: 30S ribosomal protein S18

Chain XR:

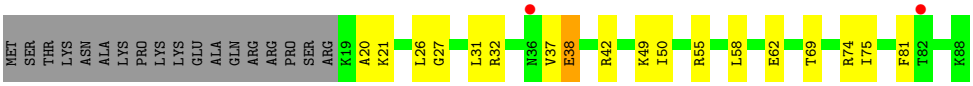

• Molecule 19: 30S ribosomal protein S19

Chain QS:

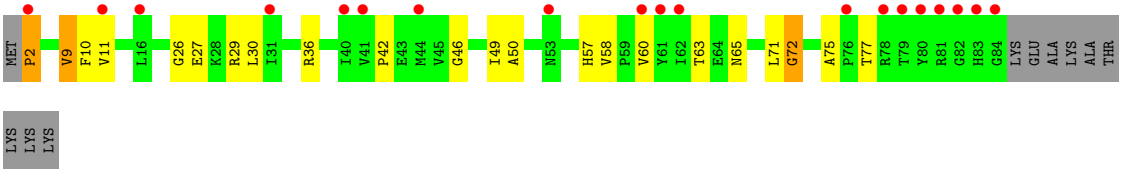

• Molecule 19: 30S ribosomal protein S19

Chain XS:

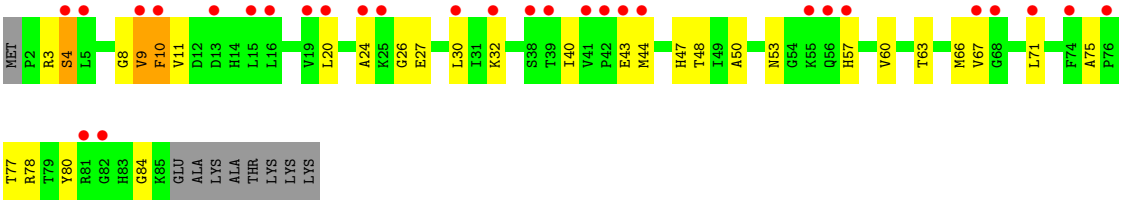

• Molecule 20: 30S ribosomal protein S20

Chain QT:

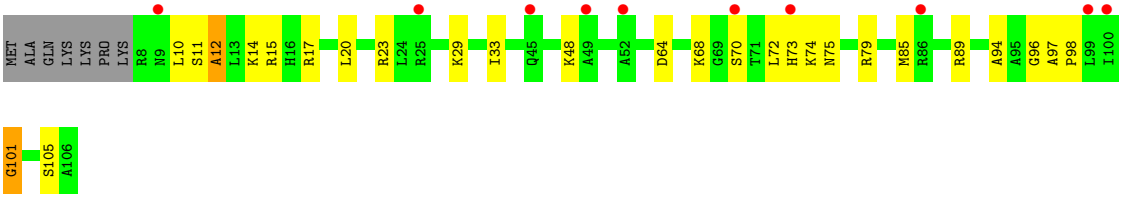

• Molecule 20: 30S ribosomal protein S20

Chain XT:

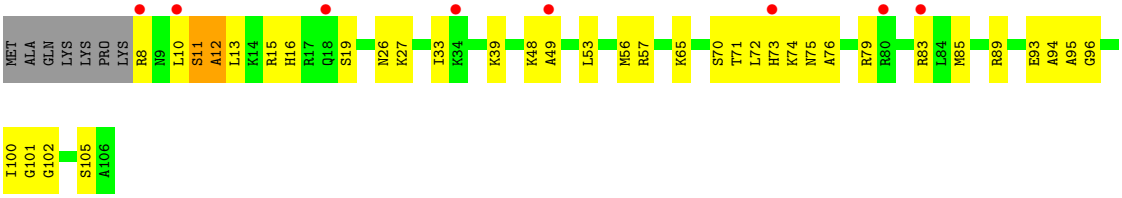

• Molecule 21: 30S ribosomal protein Thx

Chain QU:

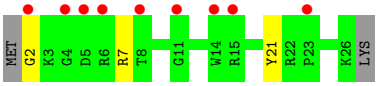

• Molecule 21: 30S ribosomal protein Thx

Chain XU:

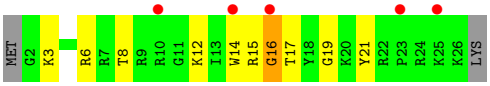

• Molecule 22: P-site tRNA-Pro

Chain QV:

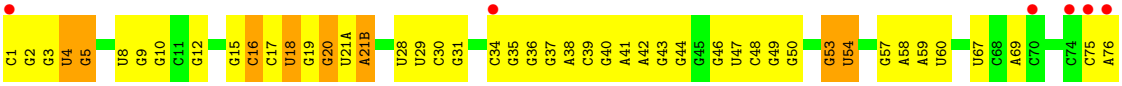

• Molecule 22: P-site tRNA-Pro

Chain XV:

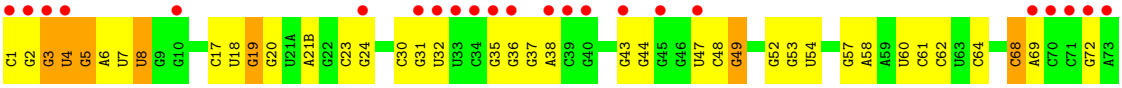

• Molecule 23: mRNA

Chain QX:

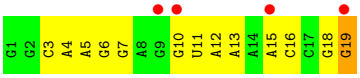

• Molecule 23: mRNA

Chain XX:

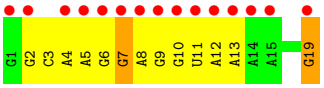

• Molecule 24: 23S rRNA

Chain RA:

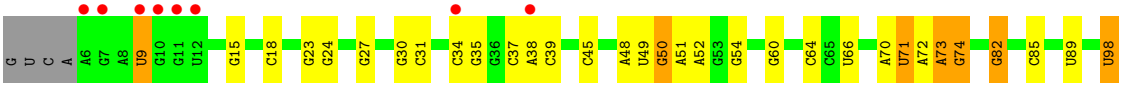

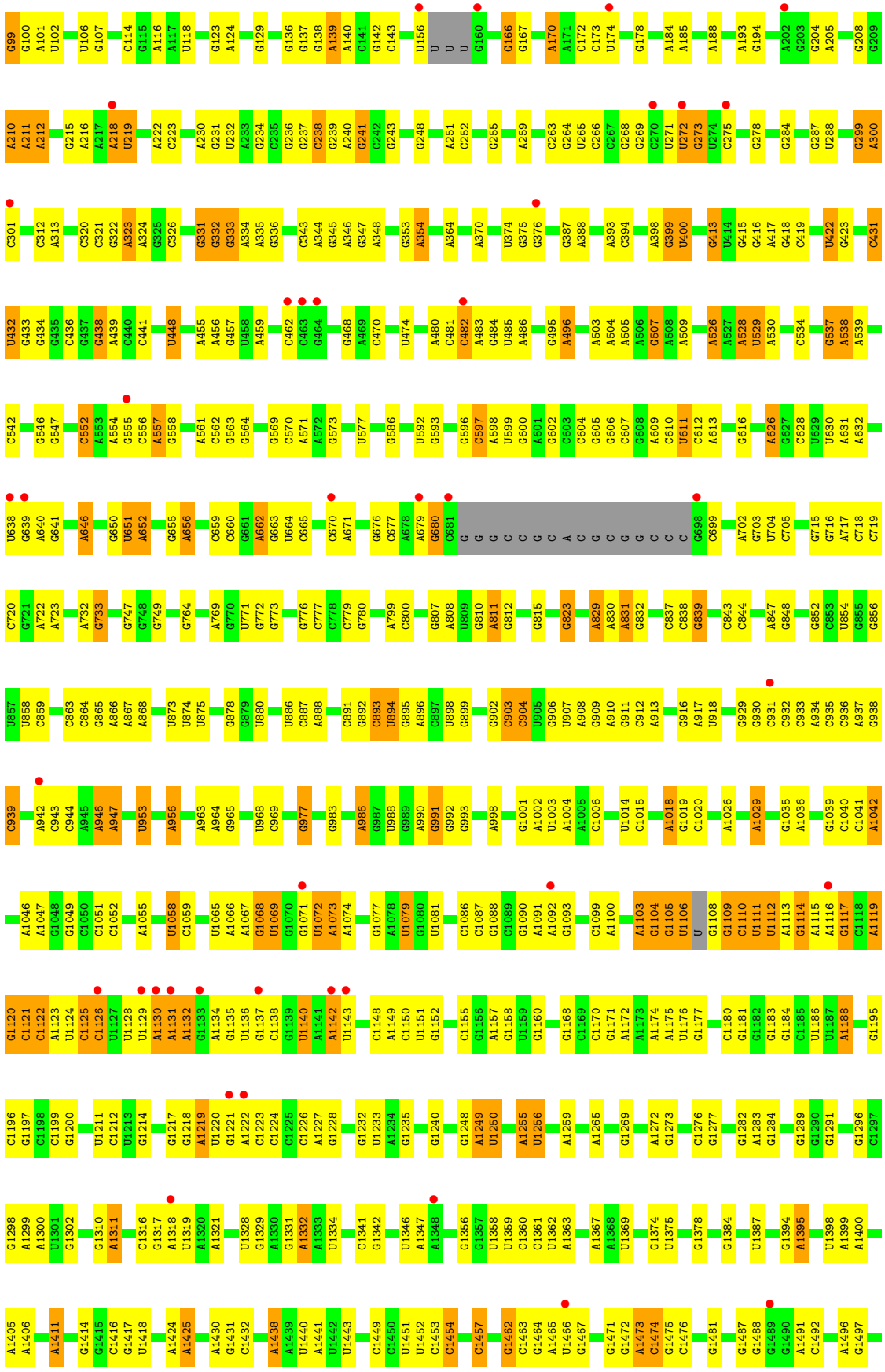
G99 G100 A101 U102 U106 G107 C114 G115 A116 A117 U118 G123 A124 G129 G136 G137 G138 A139 A140 C141 G142 C143 U156 U U U G160 G166 G167 A170 A171 C172 C173 U174 G178 A184 A185 A188 A193 G194 A202 G203 G204 A205 G208 G209
A210 A211 A212 G215 A216 A217 A218 U219 A222 C223 A230 G231 U232 A233 G234 C235 G236 G237 C238 G239 A240 G241 C242 G243 G248 A251 C252 G255 A259 C263 G264 U265 C266 C267 G268 G269 C270 U271 U272 G273 U274 C275 G278 G284 G287 U288 G299 A300
C301 C312 A313 C320 C321 G322 A323 A324 G325 C326 G331 G332 G333 A334 A335 G336 C343 A344 G345 A346 G347 A348 G353 A354 A364 A370 U374 G375 G376 G387 A388 A393 C394 A398 G399 U400 G413 U414 G415 G416 A417 G418 C419 U422 G423 C431
U432 G433 G434 G435 C436 G437 G438 A439 C440 C441 U448 A455 A456 G457 U458 A459 C462 G463 G464 G468 A469 C470 U474 A480 C481 C482 A483 G484 U485 A486 G495 A496 A503 A504 A505 A506 G507 A508 A509 A526 A527 A528 U529 A530 C534 G537 A538 A539
C542 G546 G547 C552 A553 A554 C555 C556 A557 G558 A561 C562 G563 G564 G569 C570 A571 A572 G573 U577 G586 U592 G593 G596 C597 A598 U599 G600 A601 G602 C603 C604 G605 G606 C607 G608 A609 C610 U611 C612 A613 G616 A626 G627 G628 U629 U630 A631 A632
U638 G639 A640 G641 A646 G650 U651 A652 G655 A656 C659 C660 G661 A662 G663 U664 C665 C670 A671 G676 C677 A678 A679 G680 C681 G G G C C G C A C G C G G C C C G699 C699 A702 G703 U704 C705 G715 G716 A717 C718 C719
C720 G721 A722 A723 A732 G733 G747 G748 G749 G764 A769 G770 U771 G772 G773 G776 C777 C778 C779 G780 A799 C800 G807 A808 U809 G810 A811 G812 G815 G823 A829 A830 A831 G832 C837 C838 G839 C843 C844 A847 G848 G852 C853 U854 G855 G856
U857 U858 C859 C863 C864 G865 A866 A867 A868 U873 U874 U875 G878 G879 U880 U886 C887 A888 C891 G892 C893 U894 G895 A896 C897 U898 G899 G902 C903 C904 U905 G906 U907 A908 G909 A910 G911 C912 A913 G916 A917 U918 G929 G930 C931 C932 C933 A934 C935 C936 A937 G938
C939 A942 C943 C944 A945 A946 A947 U953 A956 A963 A964 G965 U968 C969 G977 G983 A986 G987 U988 G989 A990 G991 G992 G993 A998 G1001 A1002 U1003 A1004 A1005 C1006 U1014 C1015 A1018 G1019 C1020 A1026 A1029 G1035 A1036 G1039 C1040 C1041 A1042
A1046 A1047 G1048 G1049 C1050 C1051 C1052 A1055 U1058 C1059 U1065 A1066 A1067 G1068 U1069 G1070 G1071 U1072 A1073 A1074 G1077 A1078 U1079 G1080 U1081 C1086 C1087 G1088 C1089 G1090 A1091 A1092 G1093 C1099 A1100 A1103 G1104 G1105 U1106 U G1108 G1109 C1110 U1111 U1112 A1113 G1114 A1115 A1116 G1117 C1118 A1119
G1120 C1121 C1122 A1123 U1124 C1125 C1126 U1127 U1128 U1129 A1130 A1131 A1132 G1133 A1134 G1135 U1136 G1137 C1138 G1139 U1140 A1141 A1142 U1143 C1148 A1149 C1150 U1151 G1152 C1155 G1156 A1157 G1158 U1159 G1160 G1168 C1169 C1170 G1171 A1172 A1173 A1174 A1175 U1176 G1177 C1180 G1181 G1182 G1183 G1184 C1185 U1186 U1187 A1188 G1195
C1196 G1197 C1198 C1199 G1200 U1211 C1212 U1213 G1214 G1217 G1218 A1219 U1220 G1221 A1222 C1223 C1224 C1225 C1226 A1227 G1228 G1232 U1233 A1234 G1235 G1240 G1248 A1249 U1250 A1255 U1256 A1259 A1265 G1269 A1272 G1273 C1276 G1277 G1282 A1283 G1284 G1289 G1290 G1291 G1296 C1297
G1298 A1299 A1300 U1301 G1302 G1310 A1311 C1316 G1317 A1318 U1319 A1320 A1321 U1328 G1329 A1330 G1331 A1332 A1333 U1334 C1341 G1342 U1346 A1347 A1348 G1356 G1357 U1358 U1359 C1360 C1361 U1362 A1363 A1367 A1368 U1369 G1374 U1375 G1378 G1384 U1387 G1394 A1395 U1398 A1399 A1400
A1405 A1406 A1411 G1414 G1415 C1416 G1417 U1418 A1424 A1425 A1430 G1431 C1432 A1438 A1439 U1440 A1441 U1442 U1443 C1449 C1450 U1451 U1452 C1453 C1454 C1457 G1462 C1463 G1464 A1465 U1466 G1467 G1471 G1472 A1473 C1474 G1475 C1476 G1481 G1487 G1488 G1489 G1490 A1491 C1492 A1496 G1497

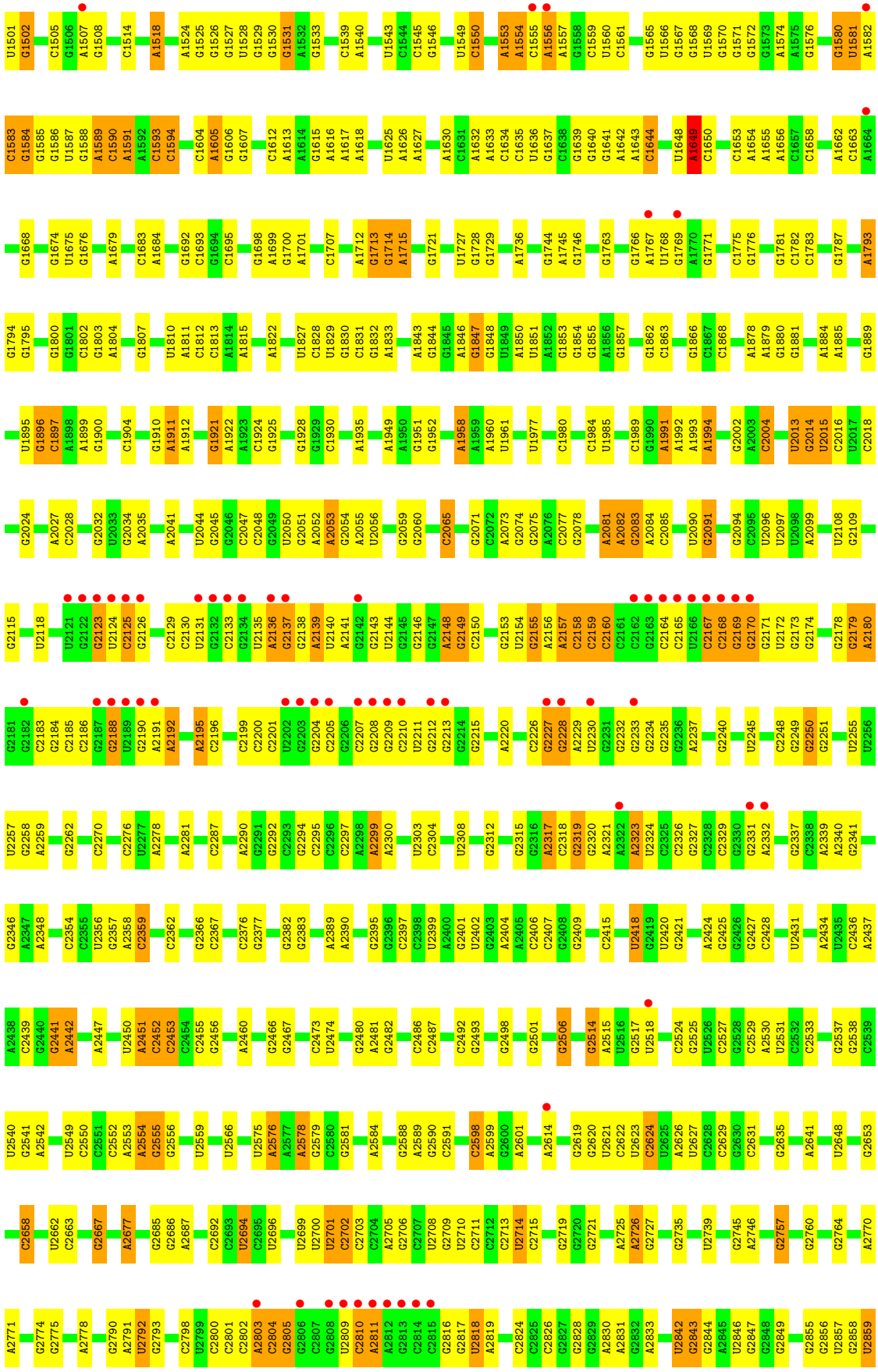
U1501 G1502 C1505 G1506 A1507 G1508 C1514 A1518 A1524 G1525 G1526 G1527 U1528 G1529 G1530 G1531 A1532 G1533 C1539 A1540 U1543 C1544 C1545 G1546 U1549 C1550 A1553 A1554 C1555 A1556 A1557 G1558 C1559 U1560 C1561 G1565 U1566 G1567 G1568 U1569 G1570 G1571 G1572 G1573 A1574 A1575 G1576 G1580 U1581 A1582
C1583 G1584 G1585 G1586 U1587 G1588 A1589 C1590 A1591 A1592 C1593 C1594 C1604 A1605 G1606 G1607 C1612 A1613 A1614 G1615 A1616 A1617 A1618 U1625 A1626 C1627 A1630 C1631 A1632 A1633 C1634 C1635 U1636 G1637 C1638 G1639 G1640 G1641 A1642 A1643 C1644 U1648 A1649 C1650 C1653 A1654 A1655 A1656 C1657 C1658 A1662 C1663 A1664
G1668 G1674 U1675 G1676 A1679 C1683 A1684 G1692 C1693 G1694 C1695 G1698 A1699 G1700 A1701 C1707 A1712 G1713 G1714 A1715 G1721 U1727 G1728 G1729 A1736 G1744 A1745 G1746 G1763 G1766 A1767 U1768 G1769 A1770 G1771 C1775 G1776 G1781 C1782 C1783 G1787 A1793
G1794 G1795 G1800 G1801 C1802 G1803 A1804 G1807 U1810 A1811 C1812 C1813 A1814 A1815 A1822 U1827 C1828 U1829 G1830 C1831 G1832 A1833 A1843 G1844 G1845 A1846 G1847 G1848 U1849 A1850 U1851 A1852 G1853 G1854 G1855 A1856 G1857 G1862 C1863 G1866 C1867 C1868 A1878 A1879 G1880 G1881 A1884 A1885 G1889
U1895 G1896 C1897 A1898 A1899 G1900 C1904 G1910 A1911 A1912 G1921 A1922 A1923 C1924 G1925 G1928 G1929 C1930 A1935 A1949 A1950 G1951 G1952 A1958 A1959 A1960 U1961 U1977 C1980 C1984 U1985 C1989 G1990 A1991 A1992 A1993 A1994 G2002 A2003 C2004 U2013 G2014 U2015 C2016 U2017 C2018
G2024 A2027 C2028 G2032 U2033 G2034 A2035 A2041 U2044 G2045 G2046 C2047 C2048 G2049 U2050 G2051 A2052 A2053 G2054 A2055 U2056 G2059 G2060 C2065 G2071 C2072 A2073 G2074 G2075 A2076 C2077 G2078 A2081 A2082 G2083 A2084 C2085 U2090 G2091 G2094 C2095 U2096 U2097 U2098 A2099 U2108 G2109
G2115 U2118 U2121 C2122 G2123 U2124 C2125 G2126 C2129 C2130 U2131 G2132 C2133 G2134 U2135 A2136 G2137 G2138 A2139 U2140 A2141 G2142 G2143 U2144 G2145 G2146 G2147 A2148 G2149 C2150 G2153 U2154 G2155 A2156 A2157 C2158 C2159 C2160 C2161 C2162 G2163 C2164 C2165 U2166 C2167 C2168 G2169 G2170 G2171 U2172 G2173 G2174 G2178 G2179 A2180
G2181 G2182 C2183 G2184 C2185 C2186 G2187 G2188 U2189 G2190 A2191 A2192 A2195 C2196 C2199 C2200 C2201 U2202 G2203 G2204 C2205 G2206 C2207 G2208 G2209 C2210 U2211 G2212 G2213 G2214 G2215 A2220 C2226 G2227 G2228 A2229 U2230 G2231 G2232 G2233 G2234 G2235 G2236 A2237 G2240 U2245 C2248 G2249 G2250 G2251 U2255 U2256
U2257 G2258 A2259 G2262 C2270 C2276 U2277 A2278 A2281 C2287 A2290 G2291 G2292 G2293 G2294 C2295 C2296 C2297 A2298 A2299 A2300 U2303 C2304 U2308 G2312 G2315 G2316 A2317 C2318 G2319 G2320 A2321 A2322 A2323 U2324 C2325 C2326 G2327 C2328 C2329 G2330 G2331 A2332 G2337 C2338 A2339 A2340 G2341
G2346 A2347 A2348 C2354 C2355 U2356 G2357 A2358 C2359 C2362 G2366 C2367 C2376 G2377 G2382 G2383 A2389 A2390 G2395 G2396 C2397 C2398 U2399 A2400 G2401 U2402 G2403 A2404 A2405 C2406 C2407 G2408 G2409 C2415 U2418 G2419 U2420 G2421 A2424 G2425 G2426 G2427 C2428 U2431 A2434 U2435 C2436 A2437
A2438 C2439 G2440 G2441 A2442 A2447 U2450 A2451 C2452 C2453 C2454 C2455 G2456 A2460 G2466 G2467 C2473 U2474 G2480 A2481 G2482 C2486 C2487 C2492 G2493 G2498 G2501 G2506 G2514 A2515 U2516 G2517 U2518 C2524 G2525 U2526 C2527 G2528 C2529 A2530 U2531 C2532 C2533 G2537 G2538 G2539
U2540 G2541 A2542 U2549 C2550 C2551 C2552 A2553 A2554 G2555 G2556 U2559 U2566 U2575 A2576 A2577 A2578 C2579 C2580 G2581 A2584 G2588 A2589 G2590 C2591 C2598 A2599 G2600 A2601 A2614 G2619 G2620 U2621 C2622 U2623 C2624 U2625 A2626 U2627 C2628 C2629 G2630 C2631 G2635 A2641 U2648 G2653
C2658 U2662 C2663 G2667 A2677 G2685 G2686 A2687 C2692 C2693 U2694 C2695 U2696 U2699 U2700 U2701 C2702 C2703 C2704 A2705 G2706 C2707 U2708 G2709 U2710 C2711 C2712 C2713 U2714 C2715 G2719 G2720 G2721 A2725 A2726 G2727 G2735 U2739 G2745 A2746 G2757 G2760 G2764 A2770
A2771 G2774 G2775 A2778 G2790 A2791 U2792 G2793 C2798 U2799 C2800 C2801 C2802 A2803 C2804 G2805 G2806 C2807 G2808 U2809 C2810 A2811 A2812 G2813 C2814 C2815 G2816 G2817 U2818 A2819 C2824 C2825 C2826 G2827 G2828 G2829 A2830 A2831 G2832 A2833 U2842 G2843 G2844 A2845 U2846 G2847 G2848 G2849 G2855 G2856 U2857 G2858 U2859

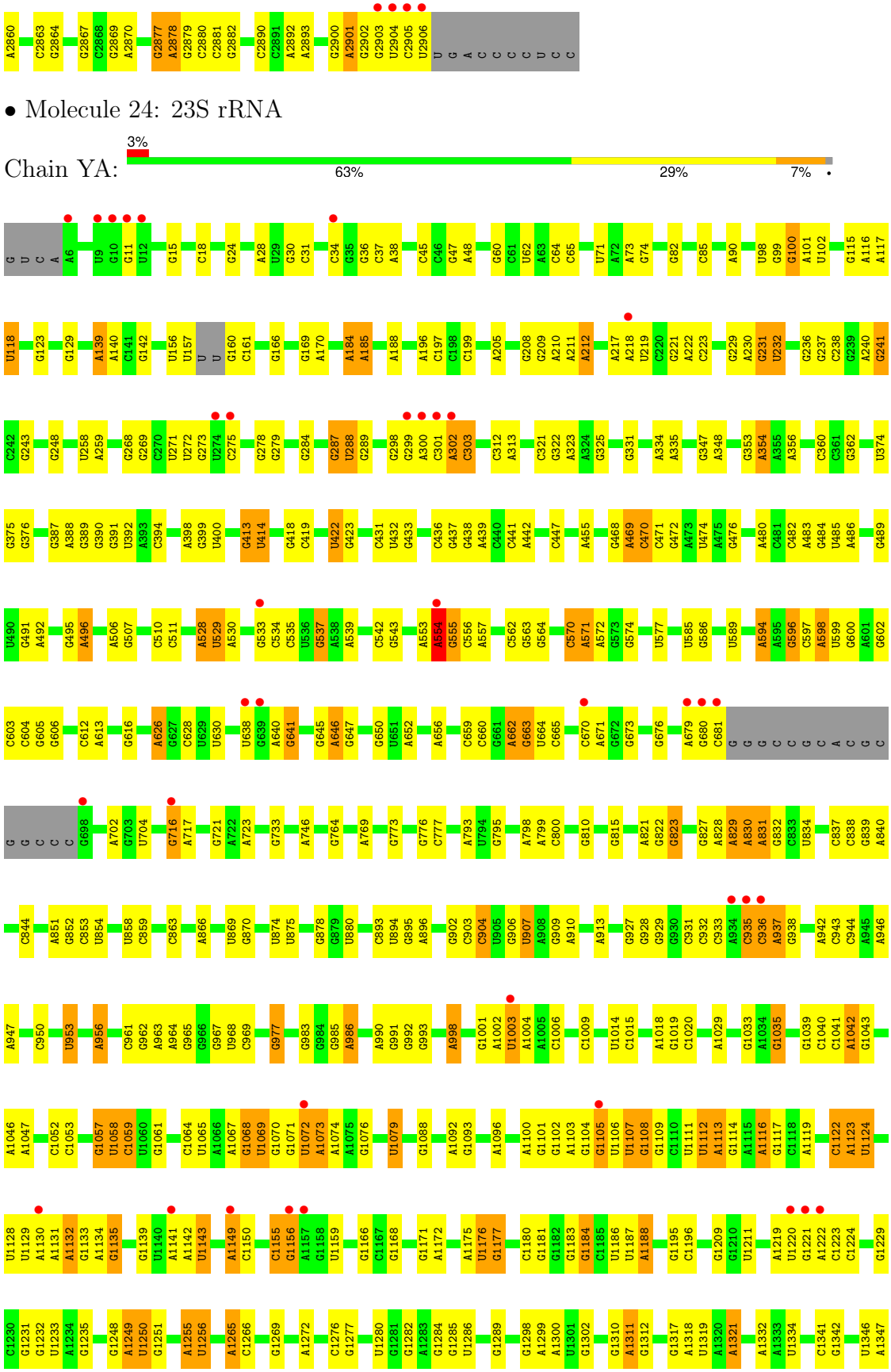
A2860 C2863 G2864 G2867 C2868 G2869 A2870 G2877 A2878 G2879 C2880 C2881 G2882 C2890 C2891 A2892 A2893 G2900 A2901 G2902 G2903 U2904 C2905 U2906 U G A C C C C U C C
• Molecule 24: 23S rRNA
Chain YA:
3%
63%
29%
7%
•
G U C A A6 U9 G10 G11 U12 G15 C18 G24 A28 U29 G30 C31 C34 G35 G36 C37 A38 C45 C46 G47 A48 G60 C61 U62 A63 C64 C65 U71 A72 A73 G74 G82 C85 A90 U98 G99 G100 A101 U102 G115 A116 A117
U118 G123 G129 A139 A140 C141 G142 U156 U157 U U G160 C161 G166 G169 A170 A184 A185 A188 A196 C197 C198 C199 A205 G208 G209 A210 A211 A212 A217 A218 U219 C220 G221 A222 C223 G229 A230 G231 U232 G236 G237 C238 G239 A240 G241
C242 G243 G248 U258 A259 G268 G269 C270 U271 U272 G273 U274 C275 G278 G279 G284 G287 U288 G289 G298 G299 A300 C301 A302 C303 C312 A313 C321 G322 A323 A324 G325 G331 A334 A335 G347 A348 G353 A354 A355 A356 C360 C361 G362 U374
G375 G376 G387 A388 G389 G390 G391 U392 A393 C394 A398 G399 U400 G413 U414 G418 C419 U422 G423 C431 U432 G433 C436 G437 G438 A439 C440 C441 A442 C447 A455 G468 A469 C470 C471 G472 A473 U474 A475 G476 A480 C481 C482 A483 G484 U485 A486 G489
U490 G491 A492 G495 A496 A506 C507 C510 C511 A528 U529 A530 C533 C534 C535 U536 G537 A538 A539 C542 G543 A553 A564 G555 C556 A557 C562 G563 G564 C570 A571 A572 G573 G574 U577 U585 G586 U589 A594 A595 G596 C597 A598 U599 G600 A601 G602
C603 C604 G605 G606 C612 A613 G616 A626 G627 C628 U629 U630 U638 G639 A640 G641 G645 A646 G647 G650 U651 A652 A656 C659 C660 G661 A662 G663 U664 C665 C670 A671 G672 G673 G676 A679 G680 C681 G G G C C C G C A C G C
G G C C C G698 A702 G703 U704 G716 A717 G721 A722 A723 G733 A746 G764 A769 G773 G776 C777 A793 U794 G795 A798 A799 C800 G810 G815 A821 G822 G823 G827 A828 A829 A830 A831 G832 C833 U834 C837 C838 G839 A840
C844 A851 G852 C853 U854 U858 C859 C863 A866 U869 G870 U874 U875 G878 G879 U880 C893 U894 G895 A896 G902 C903 C904 U905 G906 U907 A908 G909 A910 A913 G927 G928 G929 G930 C931 C932 C933 A934 C935 C936 A937 G938 A942 C943 C944 A945 A946
A947 C950 U953 A956 C961 G962 A963 A964 G965 G966 G967 U968 C969 G977 G983 G984 G985 A986 A990 G991 G992 G993 A998 G1001 A1002 U1003 A1004 A1005 C1006 C1009 U1014 C1015 A1018 G1019 C1020 A1029 G1033 A1034 G1035 G1039 C1040 C1041 A1042 G1043
A1046 A1047 C1052 C1053 G1057 U1058 C1059 U1060 G1061 C1064 U1065 A1066 A1067 G1068 U1069 G1070 G1071 U1072 A1073 A1074 A1075 G1076 U1079 G1088 A1092 G1093 A1096 A1100 G1101 G1102 A1103 G1104 G1105 U1106 U1107 G1108 G1109 C1110 U1111 U1112 A1113 G1114 A1115 A1116 G1117 C1118 A1119 C1122 A1123 U1124
U1128 U1129 A1130 A1131 A1132 G1133 A1134 G1135 G1139 U1140 A1141 A1142 U1143 A1149 C1150 C1155 G1156 A1157 G1158 U1159 G1166 C1167 G1168 G1171 A1172 A1175 U1176 G1177 C1180 G1181 G1182 G1183 G1184 C1185 U1186 U1187 A1188 G1195 C1196 G1209 G1210 U1211 A1219 U1220 G1221 A1222 C1223 C1224 G1229
C1230 G1231 G1232 U1233 A1234 G1235 G1248 A1249 U1250 G1251 A1255 U1256 A1265 C1266 G1269 A1272 C1276 G1277 U1280 G1281 G1282 A1283 G1284 G1285 U1286 G1289 G1298 A1299 A1300 U1301 G1302 G1310 A1311 G1312 G1317 A1318 U1319 A1320 A1321 A1332 A1333 U1334 C1341 G1342 U1346 A1347

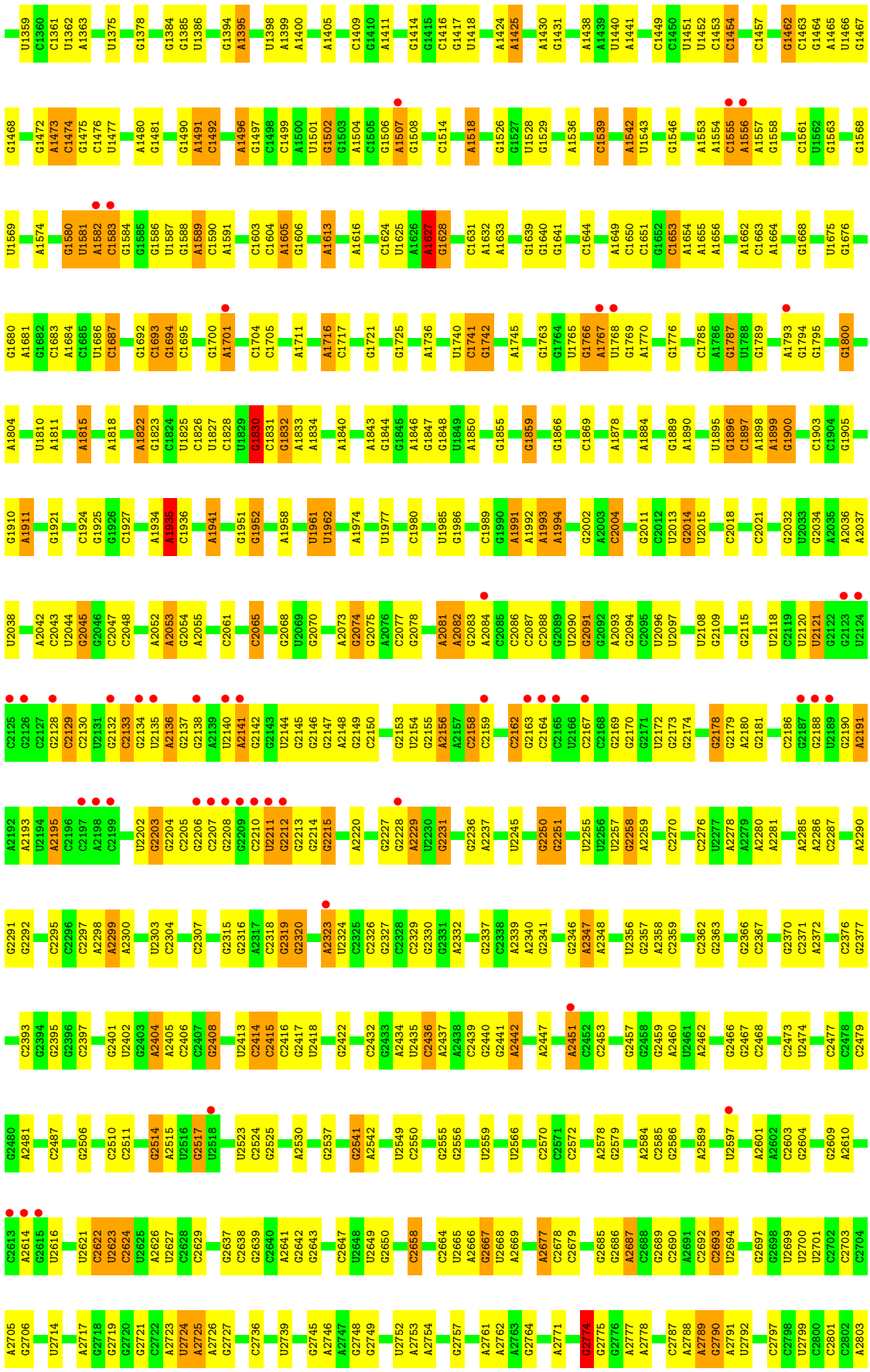
U1359 C1360 C1361 U1362 A1363 U1375 G1378 G1384 G1385 U1386 G1394 A1395 U1398 A1399 A1400 A1405 C1409 G1410 A1411 G1414 G1415 C1416 G1417 U1418 A1424 A1425 A1430 G1431 A1438 A1439 U1440 A1441 C1449 C1450 U1451 U1452 C1453 C1454 C1457 G1462 C1463 G1464 A1465 U1466 G1467
G1468 G1472 A1473 C1474 G1475 C1476 U1477 A1480 G1481 G1490 A1491 C1492 A1496 G1497 C1498 C1499 A1500 U1501 G1502 G1503 A1504 C1505 G1506 A1507 G1508 C1514 A1518 G1526 G1527 U1528 G1529 A1536 C1539 A1542 U1543 G1546 A1553 A1554 C1555 A1556 A1557 G1558 C1561 U1562 G1563 G1568
U1569 A1574 G1580 U1581 A1582 C1583 G1584 G1585 G1586 U1587 G1588 A1589 C1590 A1591 C1603 C1604 A1605 G1606 A1613 A1616 C1624 U1625 A1626 A1627 G1628 C1631 A1632 A1633 G1639 G1640 G1641 C1644 A1649 C1650 C1651 G1652 C1653 A1654 A1655 A1656 A1662 C1663 A1664 G1668 U1675 G1676
G1680 A1681 G1682 C1683 A1684 C1685 U1686 C1687 G1692 C1693 G1694 C1695 G1700 A1701 C1704 C1705 A1711 A1716 C1717 G1721 G1725 A1736 U1740 C1741 G1742 A1745 G1763 G1764 U1765 G1766 A1767 U1768 G1769 A1770 G1776 C1785 A1786 G1787 U1788 G1789 A1793 G1794 G1795 G1800
A1804 U1810 A1811 A1815 A1818 A1822 G1823 C1824 U1825 C1826 U1827 C1828 U1829 G1830 C1831 G1832 A1833 A1834 A1840 A1843 G1844 G1845 A1846 G1847 G1848 U1849 A1850 G1855 G1859 G1866 C1869 A1878 A1884 G1889 A1890 U1895 G1896 C1897 A1898 A1899 G1900 C1903 C1904 G1905
G1910 A1911 G1921 C1924 G1925 G1926 C1927 A1934 A1935 C1936 A1941 G1951 G1952 A1958 U1961 U1962 A1974 U1977 C1980 U1985 G1986 C1989 G1990 A1991 A1992 A1993 A1994 G2002 A2003 C2004 G2011 C2012 U2013 G2014 U2015 C2018 C2021 G2032 U2033 G2034 A2035 A2036 A2037
U2038 A2042 C2043 U2044 G2045 G2046 C2047 C2048 A2052 A2053 G2054 A2055 C2061 C2065 G2068 U2069 G2070 A2073 G2074 G2075 A2076 C2077 G2078 A2081 A2082 G2083 A2084 C2085 C2086 C2087 C2088 G2089 U2090 G2091 G2092 A2093 G2094 C2095 U2096 U2097 U2108 G2109 G2115 U2118 C2119 U2120 U2121 G2122 G2123 U2124
C2125 G2126 C2127 G2128 C2129 C2130 U2131 G2132 C2133 G2134 U2135 A2136 G2137 G2138 A2139 U2140 A2141 G2142 G2143 U2144 G2145 G2146 G2147 A2148 G2149 C2150 G2153 U2154 G2155 A2156 A2157 C2158 C2159 C2162 G2163 C2164 C2165 U2166 C2167 C2168 G2169 G2170 G2171 U2172 G2173 G2174 G2178 G2179 A2180 G2181 C2186 G2187 G2188 U2189 G2190 A2191
A2192 A2193 U2194 A2195 C2196 C2197 A2198 A2199 U2202 G2203 G2204 C2205 G2206 C2207 G2208 G2209 C2210 U2211 G2212 G2213 G2214 G2215 A2220 G2227 G2228 A2229 U2230 G2231 A2236 A2237 U2245 G2250 G2251 U2255 U2256 U2257 G2258 A2259 C2270 C2276 U2277 A2278 A2279 A2280 A2281 A2285 A2286 C2287 A2290
G2291 G2292 C2295 C2296 C2297 A2298 A2299 A2300 U2303 C2304 C2307 G2315 G2316 A2317 C2318 G2319 G2320 A2323 U2324 C2325 C2326 G2327 C2328 G2329 G2330 G2331 A2332 G2337 C2338 A2339 A2340 G2341 G2346 A2347 A2348 U2356 G2357 A2358 C2359 C2362 G2363 G2366 C2367 G2370 C2371 A2372 C2376 G2377
C2393 G2394 G2395 G2396 C2397 G2401 U2402 G2403 A2404 A2405 C2406 C2407 G2408 U2413 C2414 C2415 C2416 G2417 U2418 G2422 C2432 G2433 A2434 U2435 C2436 A2437 A2438 C2439 G2440 G2441 A2442 A2447 A2451 C2452 C2453 G2457 G2458 G2459 A2460 U2461 A2462 G2466 G2467 C2468 C2473 U2474 C2477 C2478 C2479
G2480 A2481 C2487 G2506 C2510 C2511 G2514 A2515 U2516 G2517 U2518 U2523 C2524 G2525 A2530 G2537 G2541 A2542 U2549 C2550 G2555 G2556 U2559 U2566 C2570 C2571 C2572 A2578 G2579 A2584 C2585 G2586 A2589 U2597 A2601 A2602 C2603 G2604 G2609 A2610
C2613 A2614 G2615 U2616 U2621 C2622 U2623 C2624 U2625 A2626 U2627 C2628 C2629 G2637 C2638 C2639 C2640 A2641 G2642 G2643 C2647 U2648 U2649 G2650 C2658 C2664 U2665 A2666 G2667 U2668 A2669 A2677 C2678 C2679 G2685 G2686 A2687 C2688 G2689 C2690 A2691 C2692 C2693 U2694 G2697 G2698 U2699 U2700 U2701 C2702 C2703 C2704
A2705 G2706 U2714 A2717 G2718 G2719 G2720 G2721 C2722 A2723 U2724 A2725 A2726 G2727 C2736 U2739 G2745 A2746 A2747 G2748 G2749 U2752 A2753 A2754 G2757 A2761 A2762 A2763 G2764 A2771 G2774 G2775 G2776 A2777 A2778 C2787 A2788 A2789 G2790 A2791 U2792 C2797 C2798 U2799 C2800 C2801 C2802 A2803

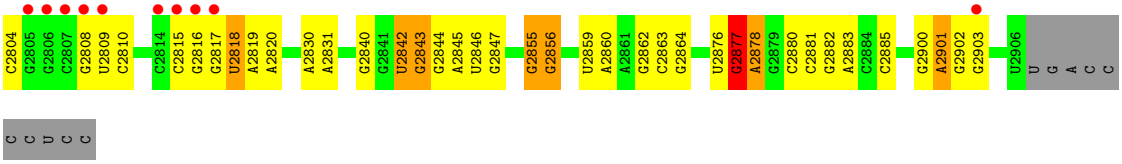

• Molecule 25: 5S rRNA

Chain RB:

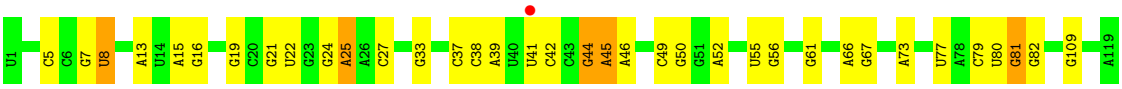

• Molecule 25: 5S rRNA

Chain YB:

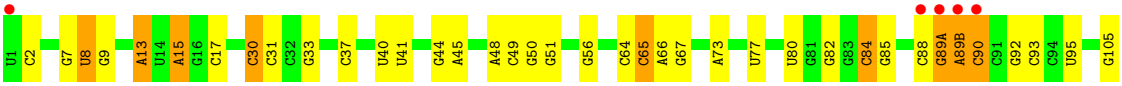

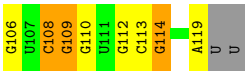

• Molecule 26: 50S ribosomal protein L2

Chain RD:

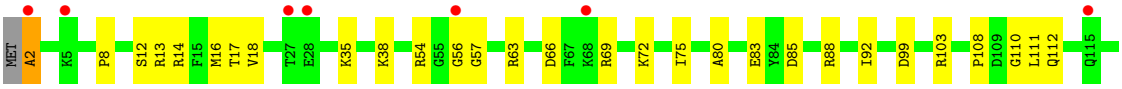

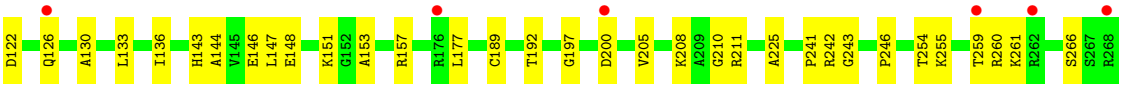

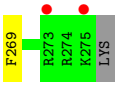

• Molecule 26: 50S ribosomal protein L2

Chain YD:

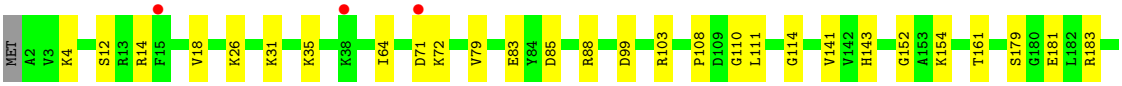

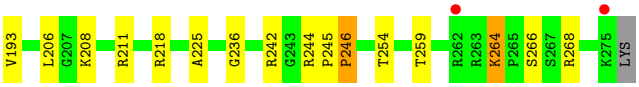

• Molecule 27: 50S ribosomal protein L3

Chain RE:

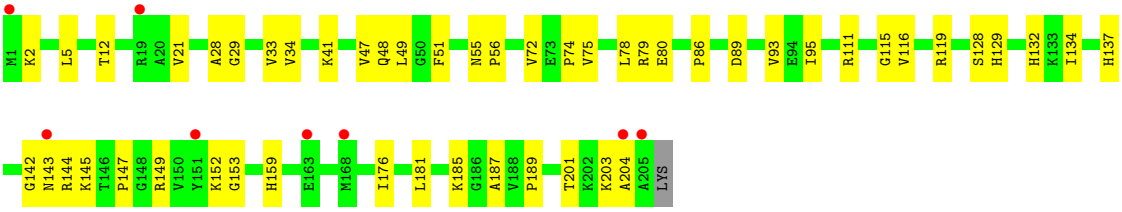

• Molecule 27: 50S ribosomal protein L3

Chain YE:

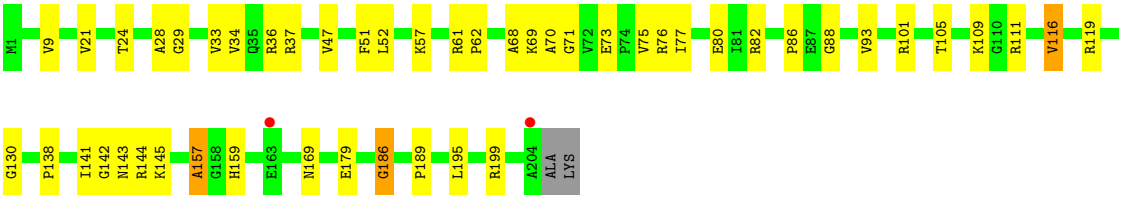

• Molecule 28: 50S ribosomal protein L4

Chain RF:

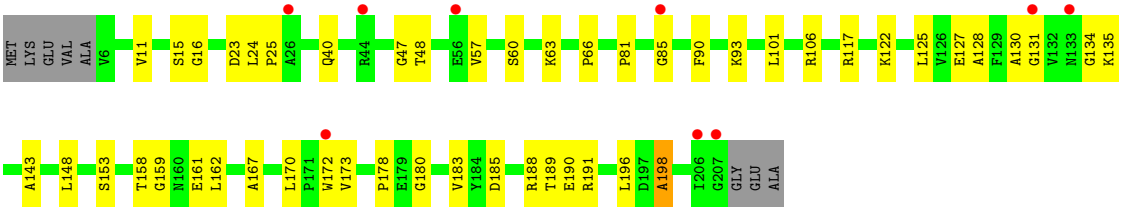

• Molecule 28: 50S ribosomal protein L4

Chain YF:

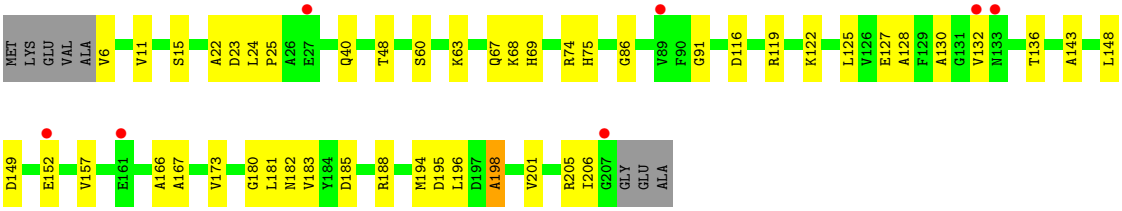

• Molecule 29: 50S ribosomal protein L5

Chain RG:

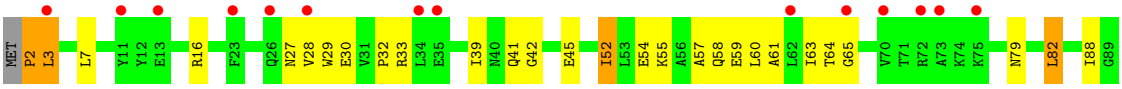

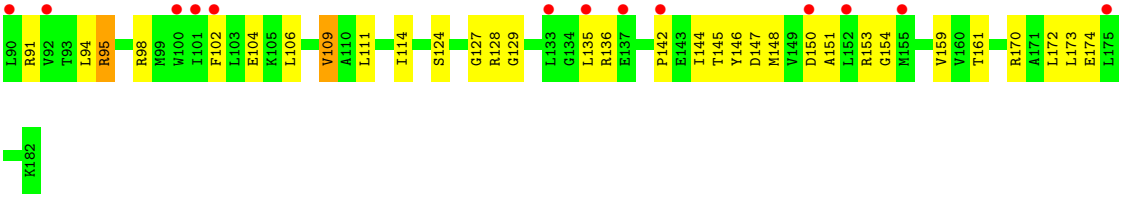

• Molecule 29: 50S ribosomal protein L5

Chain YG:

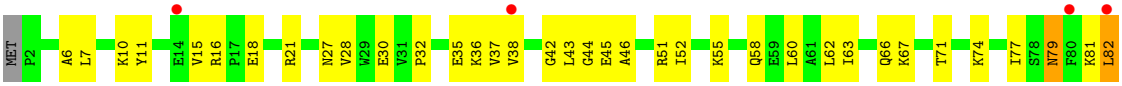

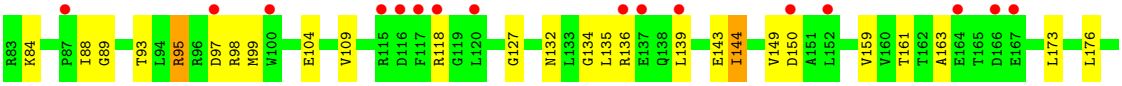

• Molecule 30: 50S ribosomal protein L6

Chain RH:

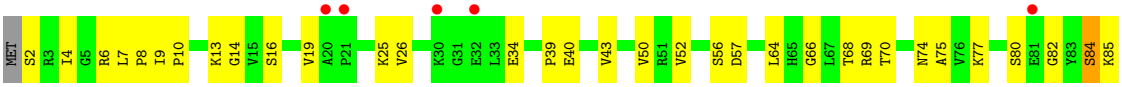

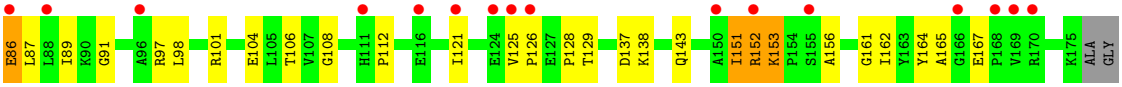

• Molecule 30: 50S ribosomal protein L6

Chain YH:

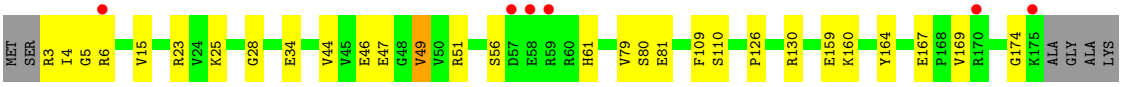

• Molecule 31: 50S ribosomal protein L9

Chain RI:

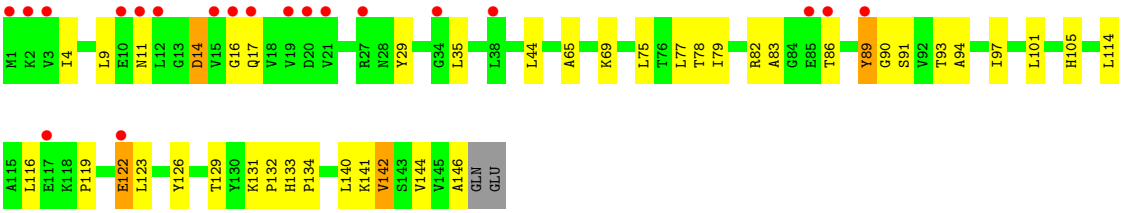

• Molecule 31: 50S ribosomal protein L9

Chain YI:

• Molecule 32: 50S ribosomal protein L13

Chain RN:

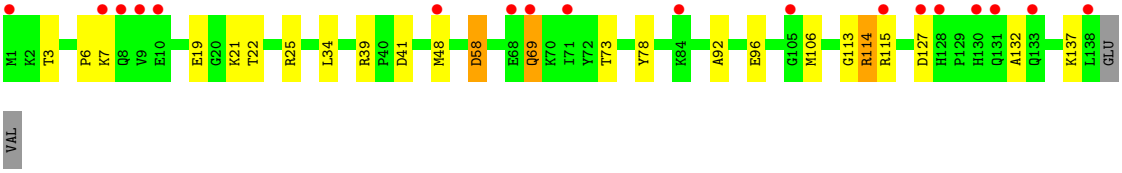

• Molecule 32: 50S ribosomal protein L13

Chain YN:

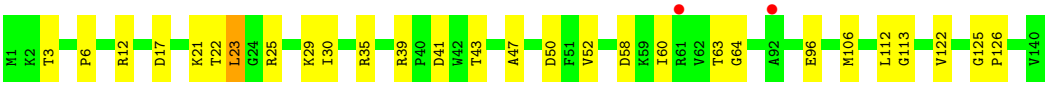

• Molecule 33: 50S ribosomal protein L14

Chain RO:

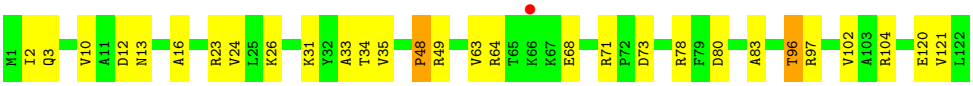

• Molecule 33: 50S ribosomal protein L14

Chain YO:

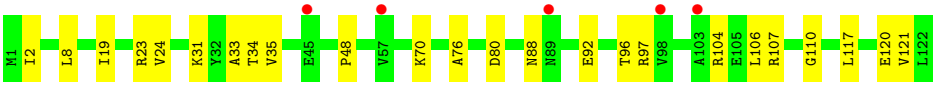

• Molecule 34: 50S ribosomal protein L15

Chain RP:

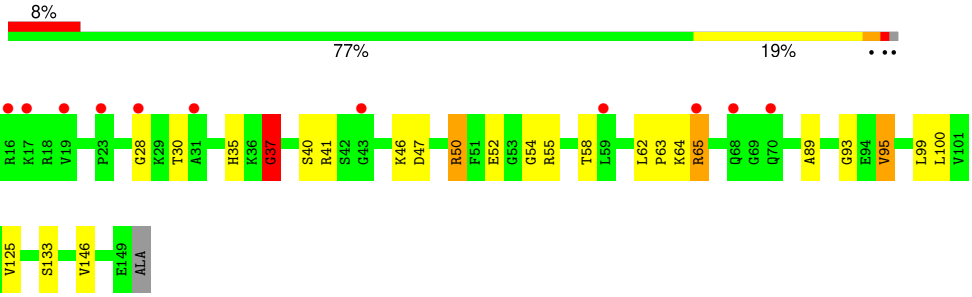

• Molecule 34: 50S ribosomal protein L15

Chain YP:

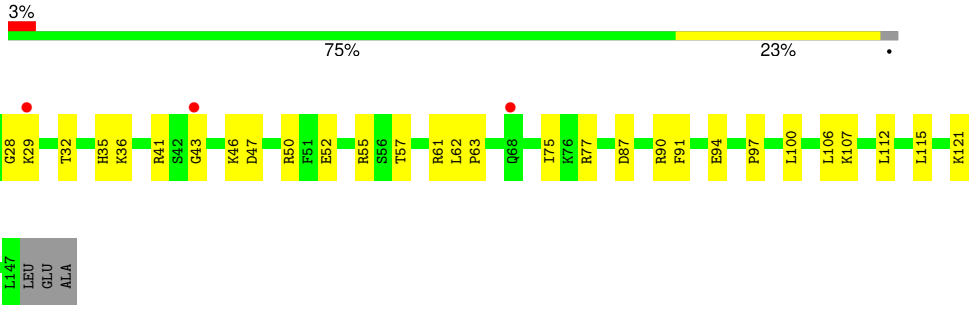

• Molecule 35: 50S ribosomal protein L16

Chain RQ:

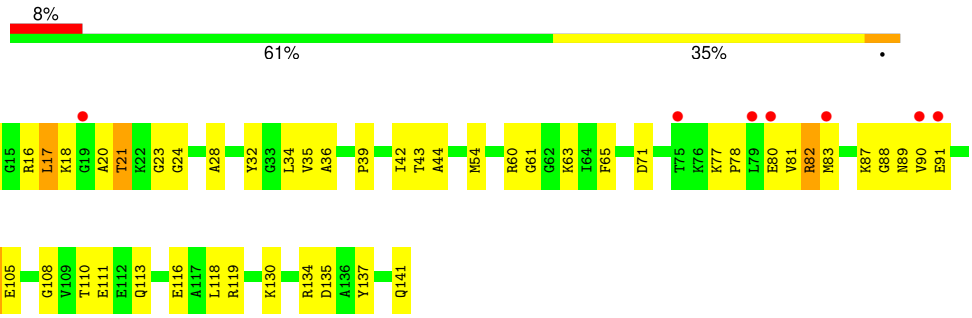

• Molecule 35: 50S ribosomal protein L16

Chain YQ:

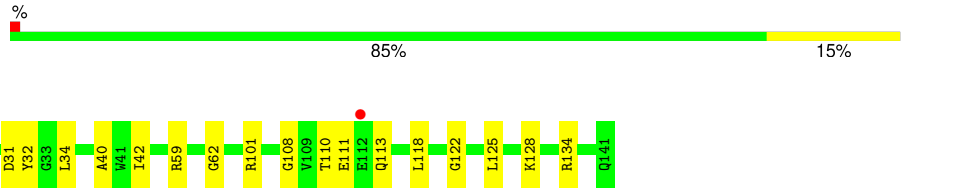

• Molecule 36: 50S ribosomal protein L17

Chain RR:

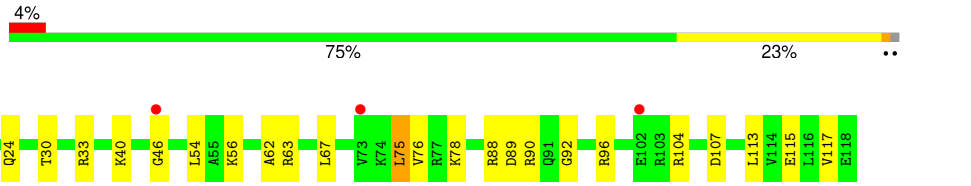

• Molecule 36: 50S ribosomal protein L17

Chain YR:

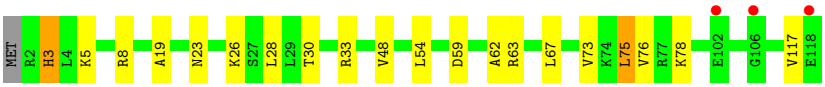

• Molecule 37: 50S ribosomal protein L18

Chain RS:

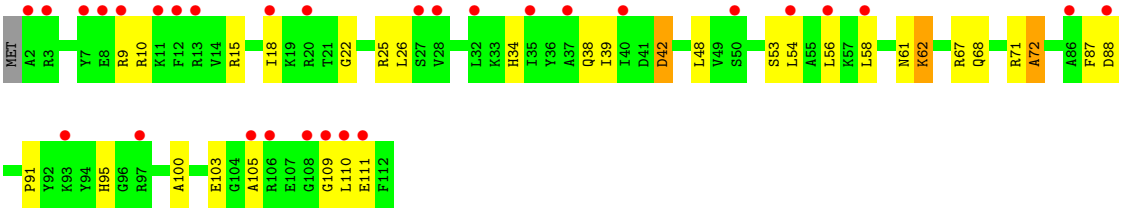

• Molecule 37: 50S ribosomal protein L18

Chain YS:

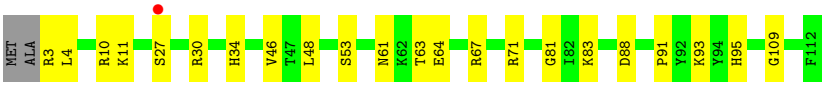

• Molecule 38: 50S ribosomal protein L19

Chain RT:

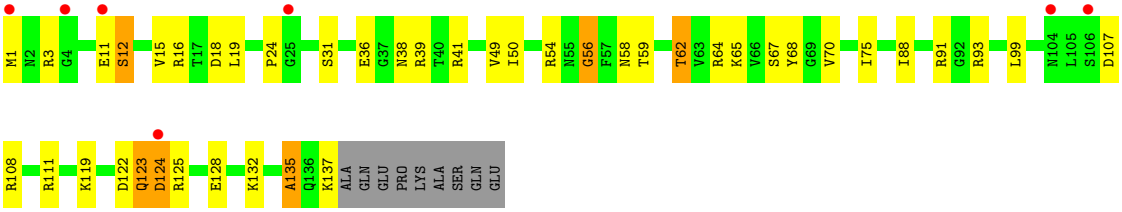

• Molecule 38: 50S ribosomal protein L19

Chain YT:

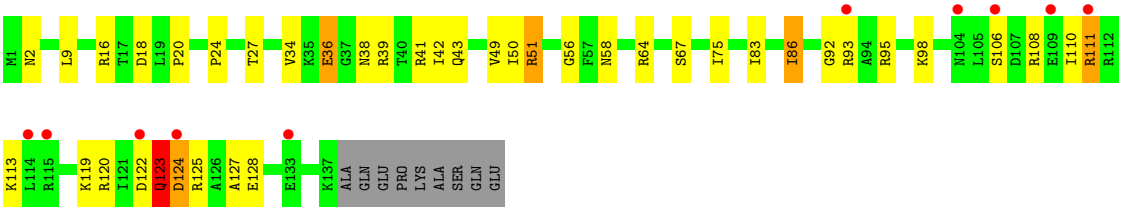

• Molecule 39: 50S ribosomal protein L20

Chain RU:

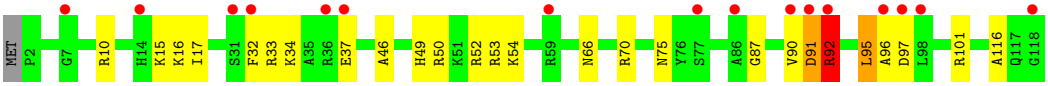

• Molecule 39: 50S ribosomal protein L20

Chain YU:

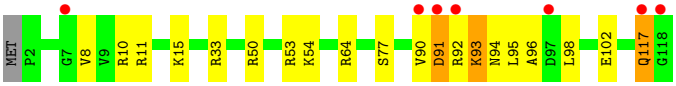

• Molecule 40: 50S ribosomal protein L21

Chain RV:

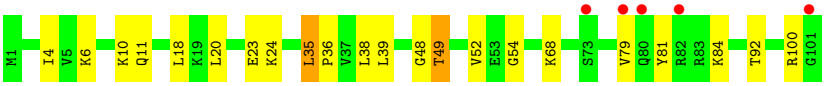

• Molecule 40: 50S ribosomal protein L21

Chain YV:

• Molecule 41: 50S ribosomal protein L22

Chain RW:

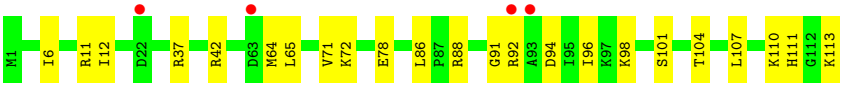

• Molecule 41: 50S ribosomal protein L22

Chain YW:

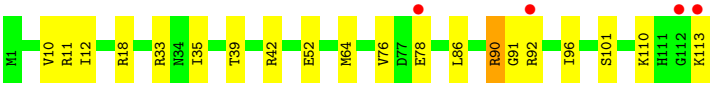

• Molecule 42: 50S ribosomal protein L23

Chain RX:

• Molecule 42: 50S ribosomal protein L23

Chain YX:

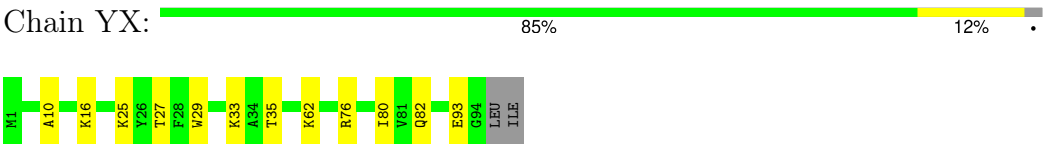

• Molecule 43: 50S ribosomal protein L24

Chain RY:

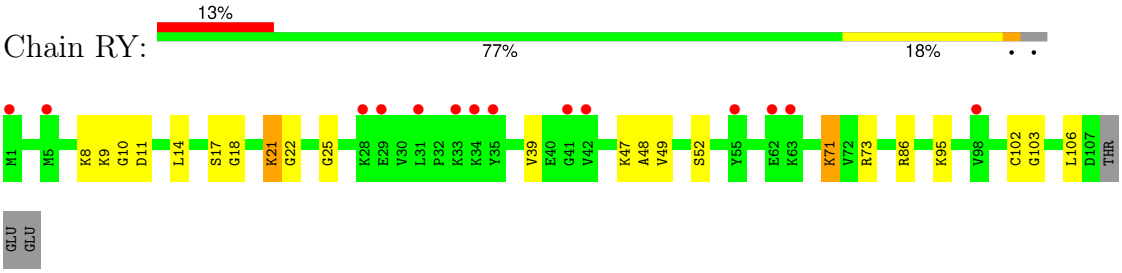

• Molecule 43: 50S ribosomal protein L24

Chain YY:

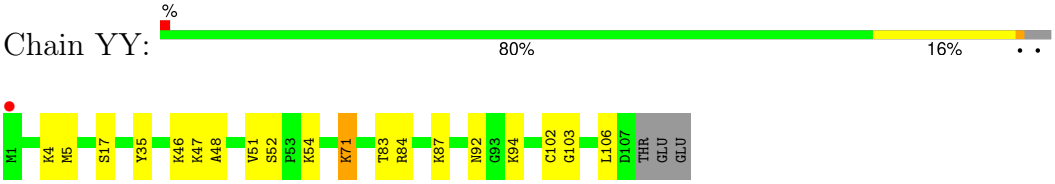

• Molecule 44: 50S ribosomal protein L25

Chain RZ:

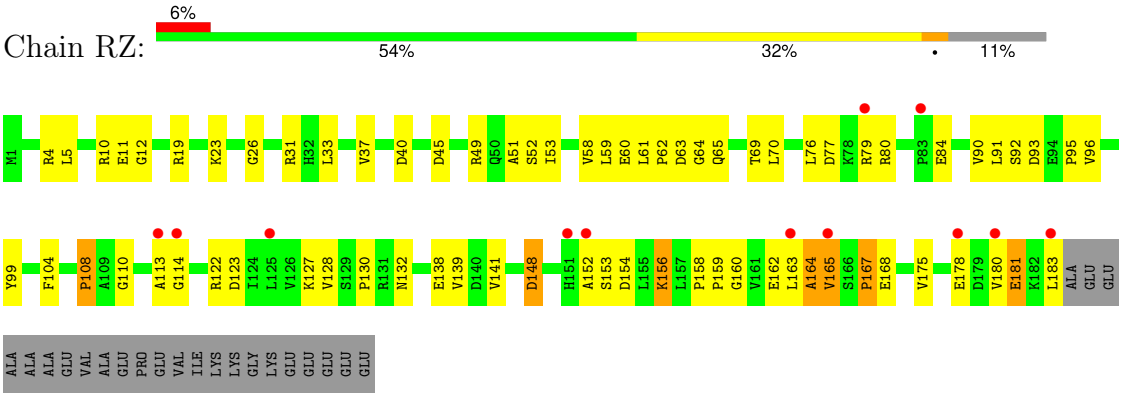

• Molecule 44: 50S ribosomal protein L25

Chain YZ:

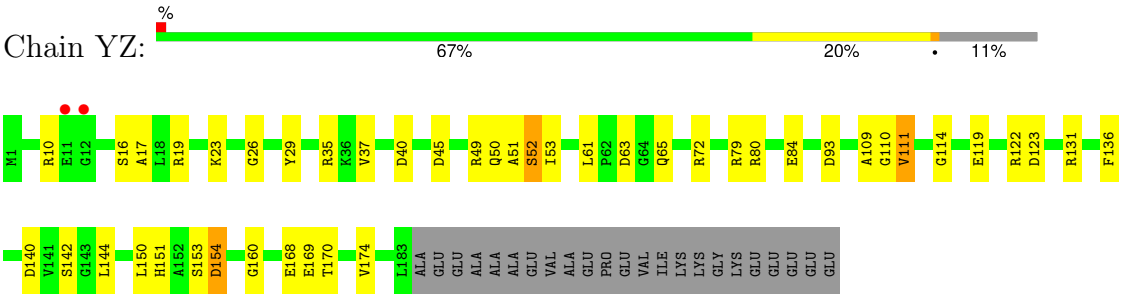

• Molecule 45: 50S ribosomal protein L27

Chain R0:

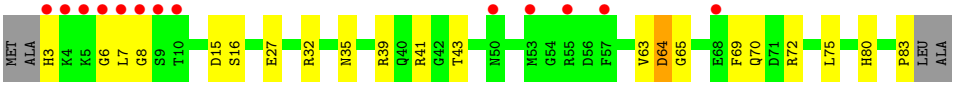

• Molecule 45: 50S ribosomal protein L27

Chain Y0:

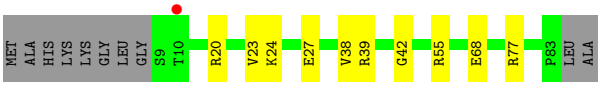

• Molecule 46: 50S ribosomal protein L28

Chain R1:

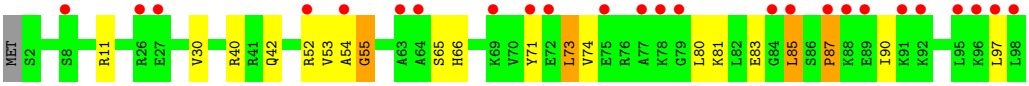

• Molecule 46: 50S ribosomal protein L28

Chain Y1:

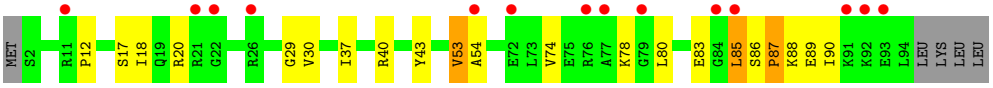

• Molecule 47: 50S ribosomal protein L29

Chain R2:

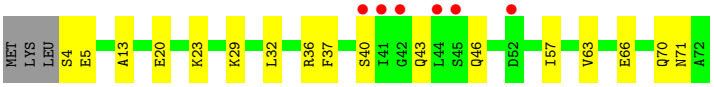

• Molecule 47: 50S ribosomal protein L29

Chain Y2:

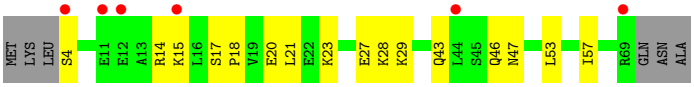

• Molecule 48: 50S ribosomal protein L30

Chain R3:

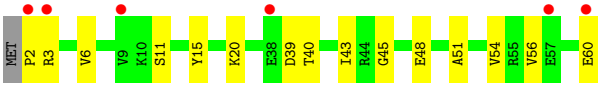

• Molecule 48: 50S ribosomal protein L30

Chain Y3:

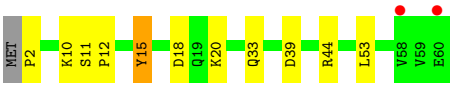

• Molecule 49: 50S ribosomal protein L31

Chain R4:

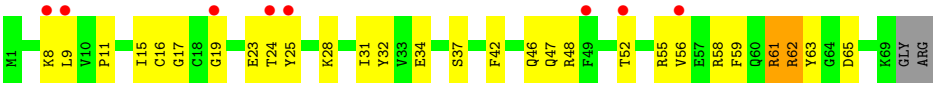

• Molecule 49: 50S ribosomal protein L31

Chain Y4:

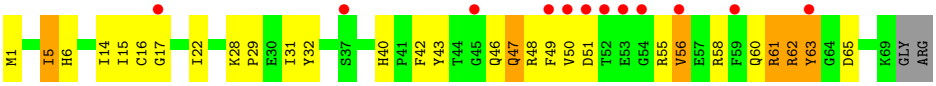

• Molecule 50: 50S ribosomal protein L32

Chain R5:

• Molecule 50: 50S ribosomal protein L32

Chain Y5:

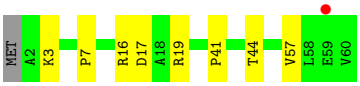

• Molecule 51: 50S ribosomal protein L33

Chain R6:

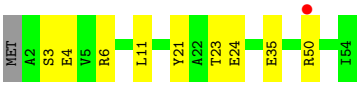

• Molecule 51: 50S ribosomal protein L33

Chain Y6:

• Molecule 52: 50S ribosomal protein L34

Chain R7:

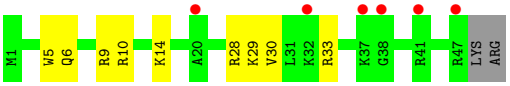

• Molecule 52: 50S ribosomal protein L34

Chain Y7:

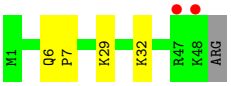

• Molecule 53: 50S ribosomal protein L35

Chain R8:

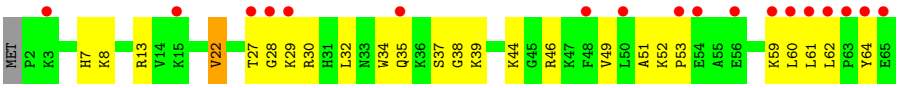

• Molecule 53: 50S ribosomal protein L35

Chain Y8:

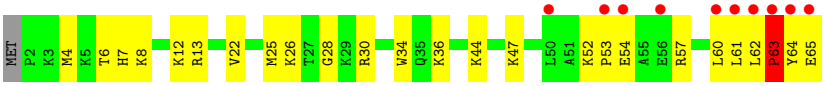

• Molecule 54: 50S ribosomal protein L36

Chain R9:

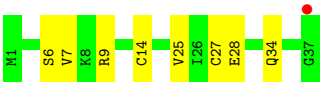

• Molecule 54: 50S ribosomal protein L36

Chain Y9:

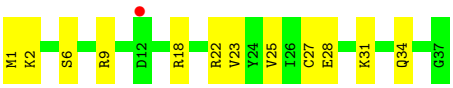

4 Data and refinement statistics (i)

Property	Value	Source
Space group	P 21 21 21	Depositor
Cell constants a, b, c, α, β, γ	210.17Å 451.47Å 620.21Å 90.00° 90.00° 90.00°	Depositor
Resolution (Å)	152.46 – 3.20 152.46 – 3.20	Depositor EDS
% Data completeness (in resolution range)	99.1 (152.46-3.20) 99.2 (152.46-3.20)	Depositor EDS
R_{merge}	0.26	Depositor
R_{sym}	(Not available)	Depositor
$< I/\sigma(I) >$ [1]	1.69 (at 3.19Å)	Xtriage
Refinement program	PHENIX 1.14_3260	Depositor
R, R_{free}	0.224 , 0.256 0.227 , 0.258	Depositor DCC
R_{free} test set	44319 reflections (4.62%)	wwPDB-VP
Wilson B-factor (Å^2)	71.2	Xtriage
Anisotropy	0.167	Xtriage
Bulk solvent k_{sol}(e/Å^3), B_{sol}(Å^2)	0.29 , 87.8	EDS
L-test for twinning[2]	$< \|L\| > = 0.42$, $< L^2 > = 0.25$	Xtriage
Estimated twinning fraction	No twinning to report.	Xtriage
F_o,F_c correlation	0.90	EDS
Total number of atoms	291964	wwPDB-VP
Average B, all atoms (Å^2)	103.0	wwPDB-VP

Xtriage's analysis on translational NCS is as follows: *The largest off-origin peak in the Patterson function is 1.60% of the height of the origin peak. No significant pseudotranslation is detected.*

[1]Intensities estimated from amplitudes.

[2]Theoretical values of $< |L| >$, $< L^2 >$ for acentric reflections are 0.5, 0.333 respectively for untwinned datasets, and 0.375, 0.2 for perfectly twinned datasets.

5 Model quality (i)

5.1 Standard geometry (i)

Bond lengths and bond angles in the following residue types are not validated in this section: ZN, MG, SF4, 1MG

The Z score for a bond length (or angle) is the number of standard deviations the observed value is removed from the expected value. A bond length (or angle) with $|Z| > 5$ is considered an outlier worth inspection. RMSZ is the root-mean-square of all Z scores of the bond lengths (or angles).

Mol	Chain	Bond lengths		Bond angles	
		RMSZ	$\#\|Z\|>5$	RMSZ	$\#\|Z\|>5$
1	QA	0.37	1/36098 (0.0%)	0.38	3/56341 (0.0%)
1	XA	0.37	1/36101 (0.0%)	0.38	8/56346 (0.0%)
2	QB	0.39	0/1942	0.74	5/2619 (0.2%)
2	XB	0.39	0/1950	0.63	0/2630
3	QC	0.34	0/1629	0.63	0/2195
3	XC	0.33	0/1629	0.58	0/2195
4	QD	0.46	0/1733	0.66	0/2318
4	XD	0.52	0/1733	0.81	5/2318 (0.2%)
5	QE	0.45	0/1171	0.67	1/1576 (0.1%)
5	XE	0.49	0/1171	0.59	0/1576
6	QF	0.40	0/856	0.57	0/1154
6	XF	0.48	0/856	0.54	0/1154
7	QG	0.31	0/1276	0.57	0/1709
7	XG	0.31	0/1276	0.58	0/1709
8	QH	0.48	0/1128	0.63	0/1517
8	XH	0.50	0/1128	0.59	0/1517
9	QI	0.31	0/1029	0.70	0/1379
9	XI	0.33	0/1017	0.67	0/1365
10	QJ	0.32	0/814	0.62	0/1095
10	XJ	0.31	0/790	0.58	0/1063
11	QK	0.47	0/900	0.62	0/1213
11	XK	0.49	0/879	0.54	0/1187
12	QL	0.58	0/991	0.62	0/1327
12	XL	0.55	0/972	0.70	1/1301 (0.1%)
13	QM	0.33	0/965	0.74	0/1292
13	XM	0.32	0/956	0.71	0/1281
14	QN	0.38	0/501	0.76	0/664
14	XN	0.37	0/501	0.69	0/664
15	QO	0.45	0/745	0.61	0/992
15	XO	0.53	0/740	0.50	0/987
16	QP	0.53	0/721	0.59	0/970
16	XP	0.43	0/721	0.58	0/970

Mol	Chain	Bond lengths		Bond angles	
		RMSZ	#|Z| >5	RMSZ	#|Z| >5
17	QQ	0.50	0/847	0.57	0/1131
17	XQ	0.49	0/847	0.55	0/1131
18	QR	0.46	0/579	0.63	0/768
18	XR	0.52	0/579	0.60	0/768
19	QS	0.32	0/680	0.72	0/915
19	XS	0.32	0/689	0.67	0/926
20	QT	0.46	0/765	0.64	0/1007
20	XT	0.41	0/765	0.60	0/1007
21	QU	0.35	0/221	0.63	0/288
21	XU	0.31	0/221	0.61	0/288
22	QV	0.26	0/1814	0.38	0/2825
22	XV	0.25	0/1814	0.36	0/2825
23	QX	0.18	0/470	0.34	0/733
23	XX	0.20	0/470	0.35	0/733
24	RA	0.50	4/69498 (0.0%)	0.40	4/108491 (0.0%)
24	YA	0.60	0/69543	0.42	13/108563 (0.0%)
25	RB	0.35	0/2878	0.36	0/4490
25	YB	0.70	5/2878 (0.2%)	1.03	16/4490 (0.4%)
26	RD	0.75	1/2185 (0.0%)	0.62	0/2944
26	YD	0.91	1/2185 (0.0%)	0.78	2/2944 (0.1%)
27	RE	0.69	0/1601	0.66	2/2160 (0.1%)
27	YE	0.82	0/1596	0.71	0/2153
28	RF	0.63	0/1620	0.62	0/2194
28	YF	0.79	0/1620	0.66	0/2194
29	RG	0.40	0/1499	0.71	0/2016
29	YG	0.49	0/1499	0.68	0/2016
30	RH	0.43	0/1362	0.68	0/1841
30	YH	0.70	0/1356	0.60	0/1833
31	RI	0.44	0/1151	0.75	2/1558 (0.1%)
31	YI	0.50	0/1151	0.75	0/1558
32	RN	0.59	0/1131	0.65	2/1525 (0.1%)
32	YN	0.81	0/1148	0.68	0/1547
33	RO	0.69	0/943	0.60	0/1269
33	YO	0.81	1/943 (0.1%)	0.63	0/1269
34	RP	0.63	0/1156	0.68	1/1537 (0.1%)
34	YP	0.79	0/1139	0.72	0/1514
35	RQ	0.56	0/1143	0.68	0/1527
35	YQ	0.77	0/1143	0.59	0/1527
36	RR	0.71	0/974	0.65	0/1302
36	YR	0.82	0/974	0.73	0/1302
37	RS	0.45	0/892	0.71	0/1187
37	YS	0.65	0/887	0.60	0/1180
38	RT	0.59	0/1155	0.71	0/1542

Mol	Chain	Bond lengths		Bond angles	
		RMSZ	#|Z| >5	RMSZ	#|Z| >5
38	YT	0.66	0/1155	0.72	0/1542
39	RU	0.66	0/982	0.67	2/1306 (0.2%)
39	YU	0.90	0/982	0.66	0/1306
40	RV	0.54	0/790	0.58	0/1057
40	YV	0.80	0/790	0.65	0/1057
41	RW	0.68	0/911	0.62	2/1220 (0.2%)
41	YW	0.86	0/911	0.63	0/1220
42	RX	0.62	0/739	0.63	0/993
42	YX	0.78	0/756	0.57	0/1014
43	RY	0.54	0/831	0.58	0/1108
43	YY	0.69	0/831	0.58	0/1108
44	RZ	0.43	0/1493	0.76	0/2026
44	YZ	0.59	0/1493	0.60	0/2026
45	R0	0.58	0/652	0.58	0/867
45	Y0	0.78	0/607	0.62	0/809
46	R1	0.67	0/770	0.66	0/1022
46	Y1	0.75	0/736	0.67	0/978
47	R2	0.50	0/583	0.55	0/771
47	Y2	0.70	0/560	0.61	0/741
48	R3	0.63	1/474 (0.2%)	0.60	0/635
48	Y3	0.76	0/474	0.71	1/635 (0.2%)
49	R4	0.32	0/578	0.75	0/776
49	Y4	0.36	0/578	0.82	5/776 (0.6%)
50	R5	0.72	0/473	0.64	0/639
50	Y5	0.87	0/473	0.68	0/639
51	R6	0.56	0/460	0.61	0/613
51	Y6	0.71	0/460	0.60	0/613
52	R7	0.77	0/417	0.62	0/550
52	Y7	0.94	0/426	0.66	0/561
53	R8	0.72	0/525	0.78	0/691
53	Y8	0.84	0/525	0.85	0/691
54	R9	0.55	0/310	0.53	0/407
54	Y9	0.78	0/310	0.54	0/407
All	All	0.53	15/315985 (0.0%)	0.49	75/472446 (0.0%)

Chiral center outliers are detected by calculating the chiral volume of a chiral center and verifying if the center is modelled as a planar moiety or with the opposite hand.A planarity outlier is detected by checking planarity of atoms in a peptide group, atoms in a mainchain group or atoms of a sidechain that are expected to be planar.

Mol	Chain	#Chirality outliers	#Planarity outliers
1	XA	0	1

Continued on next page...

Continued from previous page...

Mol	Chain	#Chirality outliers	#Planarity outliers
2	QB	0	22
2	XB	0	15
3	QC	0	15
3	XC	0	9
4	QD	0	12
4	XD	0	15
5	QE	0	7
5	XE	0	6
6	QF	0	5
6	XF	0	3
7	QG	0	9
7	XG	0	10
8	QH	0	3
8	XH	0	5
9	QI	0	15
9	XI	0	16
10	QJ	0	12
10	XJ	0	8
11	QK	0	5
11	XK	0	4
12	QL	0	8
12	XL	0	11
13	QM	0	13
13	XM	0	18
14	QN	0	6
14	XN	0	2
15	QO	0	1
15	XO	0	2
16	QP	0	5
16	XP	0	10
17	QQ	0	3
17	XQ	0	1
18	QR	0	5
18	XR	0	6
19	QS	0	13
19	XS	0	14
20	QT	0	10
20	XT	0	12
21	XU	0	4
24	YA	0	2
26	RD	0	13
26	YD	0	3

Continued on next page...

Continued from previous page...

Mol	Chain	#Chirality outliers	#Planarity outliers
27	RE	0	7
27	YE	0	10
28	RF	0	12
28	YF	0	15
29	RG	0	17
29	YG	0	20
30	RH	0	23
30	YH	0	1
31	RI	0	17
31	YI	0	21
32	RN	0	10
32	YN	0	7
33	RO	0	2
33	YO	0	1
34	RP	0	8
34	YP	0	5
35	RQ	0	18
35	YQ	0	6
36	RR	0	4
36	YR	0	5
37	RS	0	11
37	YS	0	1
38	RT	0	15
38	YT	0	11
39	RU	0	5
39	YU	0	5
40	RV	0	6
40	YV	0	7
41	RW	0	5
41	YW	0	5
42	RX	0	2
42	YX	0	1
43	RY	0	7
43	YY	0	5
44	RZ	0	38
44	YZ	0	10
45	R0	0	2
45	Y0	0	1
46	R1	0	10
46	Y1	0	7
47	R2	0	5
47	Y2	0	6

Continued on next page...

Continued from previous page...

Mol	Chain	#Chirality outliers	#Planarity outliers
48	R3	0	1
48	Y3	0	2
49	R4	0	15
49	Y4	0	11
50	R5	0	1
52	R7	0	1
53	R8	0	11
53	Y8	0	6
All	All	0	781

All (15) bond length outliers are listed below:

Mol	Chain	Res	Type	Atoms	Z	Observed(Å)	Ideal(Å)
26	YD	264	LYS	C-N	15.58	1.51	1.34
25	YB	112	G	N9-C4	12.28	1.62	1.38
25	YB	114	G	N9-C4	11.30	1.60	1.38
24	RA	1649	A	C5'-C4'	11.02	1.67	1.51
25	YB	112	G	N9-C8	-9.65	1.18	1.37
25	YB	114	G	N9-C8	-9.17	1.19	1.37
24	RA	1649	A	C1'-N9	8.37	1.60	1.48
33	YO	70	LYS	C-N	-7.37	1.22	1.33
26	RD	255	LYS	CA-CB	-7.09	1.42	1.52
1	QA	1528	U	C5'-C4'	6.83	1.61	1.51
24	RA	1649	A	O4'-C1'	6.50	1.51	1.41
1	XA	358	U	C4'-C3'	5.63	1.61	1.52
24	RA	1649	A	C4'-O4'	5.56	1.53	1.45
48	R3	39	ASP	C-N	-5.40	1.22	1.33
25	YB	112	G	N3-C4	5.14	1.45	1.35

All (75) bond angle outliers are listed below:

Mol	Chain	Res	Type	Atoms	Z	Observed(^{o})	Ideal(^{o})
25	YB	114	G	N7-C8-N9	-24.75	38.86	113.10
25	YB	112	G	N7-C8-N9	-24.37	39.98	113.10
25	YB	114	G	C4-C5-N7	-23.53	40.20	110.80
25	YB	112	G	C4-C5-N7	-23.11	41.46	110.80
25	YB	112	G	C8-N9-C4	-17.30	54.49	106.40
25	YB	114	G	C8-N9-C4	-16.43	57.12	106.40
26	YD	264	LYS	CA-C-N	12.60	132.97	119.87
26	YD	264	LYS	C-N-CA	12.60	132.97	119.87
25	YB	114	G	C5-N7-C8	11.77	139.61	104.30
25	YB	114	G	C4-N9-C1'	11.49	160.98	126.50

Continued on next page...

Continued from previous page...

Mol	Chain	Res	Type	Atoms	Z	Observed(^{o})	Ideal(^{o})
25	YB	112	G	C5-N7-C8	10.38	135.45	104.30
24	RA	1649	A	C5'-C4'-O4'	10.19	125.09	109.80
25	YB	112	G	C4-N9-C1'	10.05	156.66	126.50
25	YB	112	G	C6-C5-N7	9.46	158.77	130.40
1	QA	1528	U	C6-N1-C1'	-9.11	93.89	121.20
25	YB	114	G	C6-C5-N7	9.01	157.43	130.40
1	QA	1528	U	C2-N1-C1'	8.96	144.58	117.70
24	YA	2014	G	C2'-C3'-O3'	8.92	122.88	109.50
24	RA	1649	A	O4'-C1'-N9	8.31	120.96	108.50
25	YB	112	G	C8-N9-C1'	-8.26	102.23	127.00
24	YA	1830	G	C2'-C3'-O3'	8.22	121.82	109.50
4	XD	196	LEU	CA-C-N	7.71	132.32	121.91
4	XD	196	LEU	C-N-CA	7.71	132.32	121.91
25	YB	114	G	C8-N9-C1'	-7.71	103.88	127.00
24	RA	1649	A	C4-N9-C1'	7.00	147.29	126.30
1	XA	359	U	C6-N1-C1'	7.00	142.19	121.20
1	XA	358	U	P-O3'-C3'	6.99	130.69	120.20
1	QA	1528	U	C5'-C4'-O4'	6.84	119.36	109.10
24	YA	1627	A	C4-N9-C1'	6.75	146.56	126.30
24	RA	1649	A	C8-N9-C1'	-6.65	107.76	127.70
1	XA	359	U	O5'-P-OP1	-6.60	88.19	108.00
25	YB	114	G	N3-C4-N9	6.52	145.57	126.00
24	YA	1627	A	C8-N9-C1'	-6.43	108.41	127.70
1	XA	359	U	OP1-P-OP2	-6.39	100.43	119.60
25	YB	112	G	N3-C4-N9	6.25	144.75	126.00
5	QE	73	ASN	N-CA-CB	-6.20	107.10	114.17
1	XA	359	U	C2-N1-C1'	-6.18	99.17	117.70
1	XA	358	U	C5'-C4'-C3'	6.04	125.06	116.00
24	YA	2877	G	P-O3'-C3'	5.98	129.17	120.20
24	YA	2877	G	C2'-C3'-O3'	5.87	118.30	109.50
31	RI	122	GLU	CA-C-N	5.78	129.92	121.31
31	RI	122	GLU	C-N-CA	5.78	129.92	121.31
27	RE	116	VAL	CA-C-N	5.69	132.40	121.54
27	RE	116	VAL	C-N-CA	5.69	132.40	121.54
4	XD	114	ARG	N-CA-C	-5.67	105.17	111.36
24	YA	2774	G	C8-N9-C1'	-5.63	110.11	127.00
32	RN	114	ARG	CA-C-N	5.62	132.27	121.54
32	RN	114	ARG	C-N-CA	5.62	132.27	121.54
12	XL	28	LYS	N-CA-C	-5.61	105.74	112.58
49	Y4	47	GLN	CA-C-N	5.60	130.36	122.46
49	Y4	47	GLN	C-N-CA	5.60	130.36	122.46
1	XA	358	U	OP2-P-O3'	5.58	124.74	108.00

Continued on next page...

Continued from previous page...

Mol	Chain	Res	Type	Atoms	Z	Observed(^{o})	Ideal(^{o})
4	XD	195	ALA	CA-C-N	5.53	128.73	120.83
4	XD	195	ALA	C-N-CA	5.53	128.73	120.83
24	YA	1935	A	C4-N9-C1'	5.50	142.80	126.30
49	Y4	5	ILE	CA-C-N	5.40	131.84	122.28
49	Y4	5	ILE	C-N-CA	5.40	131.84	122.28
24	YA	1830	G	C4'-C3'-O3'	5.38	117.48	109.40
24	YA	1935	A	C8-N9-C1'	-5.30	111.81	127.70
2	QB	15	VAL	N-CA-C	-5.28	108.14	113.47
24	YA	2014	G	C4'-C3'-O3'	5.27	117.30	109.40
2	QB	207	ALA	CA-C-N	5.24	129.21	120.62
2	QB	207	ALA	C-N-CA	5.24	129.21	120.62
34	RP	37	GLY	N-CA-C	-5.15	106.09	112.33
24	YA	2774	G	C4-N9-C1'	5.15	141.96	126.50
41	RW	65	LEU	CA-C-N	5.13	127.86	120.38
41	RW	65	LEU	C-N-CA	5.13	127.86	120.38
39	RU	92	ARG	CA-C-N	5.11	131.30	121.54
39	RU	92	ARG	C-N-CA	5.11	131.30	121.54
49	Y4	47	GLN	N-CA-CB	-5.10	108.35	114.17
2	QB	131	PRO	CA-C-N	5.09	127.62	120.28
2	QB	131	PRO	C-N-CA	5.09	127.62	120.28
48	Y3	15	TYR	CB-CA-C	5.08	115.74	108.68
1	XA	358	U	O4'-C1'-N1	-5.05	100.92	108.50
24	YA	554	A	C4-N9-C1'	5.04	141.43	126.30

There are no chirality outliers.

All (781) planarity outliers are listed below:

Mol	Chain	Res	Type	Group
2	QB	126	GLU	Peptide
2	QB	135	GLN	Peptide
2	QB	136	VAL	Peptide
2	QB	15	VAL	Peptide
2	QB	18	GLY	Peptide
2	QB	19	HIS	Peptide
2	QB	207	ALA	Peptide
2	QB	21	ARG	Peptide
2	QB	228	GLY	Peptide
2	QB	232	PRO	Peptide
2	QB	233	SER	Peptide
2	QB	235	SER	Peptide
2	QB	38	GLY	Peptide
2	QB	64	ARG	Peptide

Continued on next page...

Continued from previous page...

Mol	Chain	Res	Type	Group
2	QB	66	GLY	Peptide
2	QB	67	THR	Peptide
2	QB	71	VAL	Peptide
2	QB	74	LYS	Peptide
2	QB	81	VAL	Peptide
2	QB	86	GLU	Peptide
2	QB	95	GLN	Peptide
2	QB	96	ARG	Peptide
3	QC	11	ARG	Peptide
3	QC	126	ARG	Peptide
3	QC	132	ARG	Peptide
3	QC	14	ILE	Peptide
3	QC	164	ARG	Peptide
3	QC	166	GLU	Peptide
3	QC	168	ALA	Peptide
3	QC	189	ALA	Peptide
3	QC	51	GLY	Peptide
3	QC	59	ARG	Peptide
3	QC	62	ASP	Peptide
3	QC	74	GLY	Peptide
3	QC	78	GLY	Peptide
3	QC	9	GLY	Peptide
3	QC	97	LYS	Peptide
4	QD	153	ARG	Peptide
4	QD	154	ASN	Peptide
4	QD	167	GLY	Peptide
4	QD	180	GLY	Peptide
4	QD	205	GLU	Peptide
4	QD	208	SER	Peptide
4	QD	32	ALA	Peptide
4	QD	33	MET	Peptide
4	QD	69	GLY	Peptide
4	QD	83	SER	Peptide
4	QD	84	LYS	Peptide
4	QD	88	VAL	Peptide
5	QE	116	THR	Peptide
5	QE	154	GLY	Peptide
5	QE	22	GLY	Peptide
5	QE	25	ARG	Peptide
5	QE	72	GLN	Peptide
5	QE	73	ASN	Peptide
5	QE	97	GLY	Peptide

Continued on next page...

Continued from previous page...

Mol	Chain	Res	Type	Group
6	QF	41	GLU	Peptide
6	QF	42	GLU	Peptide
6	QF	49	ALA	Peptide
6	QF	75	LEU	Peptide
6	QF	99	ALA	Peptide
7	QG	11	GLN	Peptide
7	QG	113	GLU	Peptide
7	QG	132	GLY	Peptide
7	QG	19	GLY	Peptide
7	QG	30	ILE	Peptide
7	QG	53	LYS	Peptide
7	QG	6	ARG	Peptide
7	QG	7	ALA	Peptide
7	QG	8	GLU	Peptide
8	QH	137	VAL	Peptide
8	QH	23	SER	Peptide
8	QH	96	GLY	Peptide
9	QI	114	TYR	Peptide
9	QI	123	PRO	Peptide
9	QI	14	VAL	Peptide
9	QI	16	ARG	Peptide
9	QI	2	GLU	Peptide
9	QI	20	ARG	Peptide
9	QI	24	GLY	Peptide
9	QI	30	GLY	Peptide
9	QI	54	ASP	Peptide
9	QI	6	GLY	Peptide
9	QI	68	GLY	Peptide
9	QI	69	GLY	Peptide
9	QI	92	TYR	Peptide
9	QI	93	ARG	Peptide
9	QI	99	LEU	Peptide
10	QJ	100	THR	Peptide
10	QJ	25	GLU	Peptide
10	QJ	31	GLY	Peptide
10	QJ	32	ALA	Peptide
10	QJ	40	LEU	Peptide
10	QJ	53	PRO	Peptide
10	QJ	68	HIS	Peptide
10	QJ	69	ASN	Peptide
10	QJ	85	LEU	Peptide
10	QJ	88	LEU	Peptide

Continued on next page...

Continued from previous page...

Mol	Chain	Res	Type	Group
10	QJ	90	LEU	Peptide
10	QJ	91	PRO	Peptide
11	QK	101	SER	Peptide
11	QK	112	THR	Peptide
11	QK	126	ARG	Peptide
11	QK	38	ASN	Peptide
11	QK	43	SER	Peptide
12	QL	104	VAL	Peptide
12	QL	118	SER	Peptide
12	QL	120	TYR	Peptide
12	QL	126	LYS	Peptide
12	QL	17	LYS	Peptide
12	QL	24	VAL	Peptide
12	QL	29	GLY	Peptide
12	QL	47	LYS	Peptide
13	QM	105	THR	Peptide
13	QM	11	ARG	Peptide
13	QM	118	ALA	Peptide
13	QM	12	ASN	Peptide
13	QM	120	LYS	Peptide
13	QM	3	ARG	Peptide
13	QM	4	ILE	Peptide
13	QM	59	TYR	Peptide
13	QM	62	ASN	Peptide
13	QM	65	LYS	Peptide
13	QM	66	LEU	Peptide
13	QM	9	ILE	Peptide
13	QM	97	PRO	Peptide
14	QN	14	PRO	Peptide
14	QN	15	LYS	Peptide
14	QN	2	ALA	Peptide
14	QN	42	ILE	Peptide
14	QN	55	GLY	Peptide
14	QN	59	ALA	Peptide
15	QO	88	ARG	Peptide
16	QP	15	PRO	Peptide
16	QP	19	ILE	Peptide
16	QP	29	ASP	Peptide
16	QP	30	GLY	Peptide
16	QP	83	GLU	Peptide
17	QQ	100	LYS	Peptide
17	QQ	43	LEU	Peptide

Continued on next page...

Continued from previous page...

Mol	Chain	Res	Type	Group
17	QQ	80	GLY	Peptide
18	QR	19	LYS	Peptide
18	QR	31	LEU	Peptide
18	QR	54	ARG	Peptide
18	QR	56	THR	Peptide
18	QR	87	ARG	Peptide
19	QS	10	PHE	Peptide
19	QS	11	VAL	Peptide
19	QS	2	PRO	Peptide
19	QS	26	GLY	Peptide
19	QS	27	GLU	Peptide
19	QS	29	ARG	Peptide
19	QS	30	LEU	Peptide
19	QS	42	PRO	Peptide
19	QS	46	GLY	Peptide
19	QS	63	THR	Peptide
19	QS	71	LEU	Peptide
19	QS	72	GLY	Peptide
19	QS	9	VAL	Peptide
20	QT	101	GLY	Peptide
20	QT	11	SER	Peptide
20	QT	12	ALA	Peptide
20	QT	48	LYS	Peptide
20	QT	72	LEU	Peptide
20	QT	73	HIS	Peptide
20	QT	94	ALA	Peptide
20	QT	96	GLY	Peptide
20	QT	97	ALA	Peptide
20	QT	98	PRO	Peptide
45	R0	43	THR	Peptide
45	R0	8	GLY	Peptide
46	R1	53	VAL	Peptide
46	R1	54	ALA	Peptide
46	R1	55	GLY	Peptide
46	R1	71	TYR	Peptide
46	R1	73	LEU	Peptide
46	R1	74	VAL	Peptide
46	R1	80	LEU	Peptide
46	R1	85	LEU	Peptide
46	R1	87	PRO	Peptide
46	R1	97	LEU	Peptide
47	R2	13	ALA	Peptide

Continued on next page...

Continued from previous page...

Mol	Chain	Res	Type	Group
47	R2	43	GLN	Peptide
47	R2	46	GLN	Peptide
47	R2	70	GLN	Peptide
47	R2	71	ASN	Peptide
48	R3	2	PRO	Peptide
49	R4	11	PRO	Peptide
49	R4	19	GLY	Peptide
49	R4	23	GLU	Peptide
49	R4	34	GLU	Peptide
49	R4	37	SER	Peptide
49	R4	42	PHE	Peptide
49	R4	46	GLN	Peptide
49	R4	47	GLN	Peptide
49	R4	48	ARG	Peptide
49	R4	52	THR	Peptide
49	R4	55	ARG	Peptide
49	R4	61	ARG	Peptide
49	R4	62	ARG	Peptide
49	R4	63	TYR	Peptide
49	R4	65	ASP	Peptide
50	R5	5	PRO	Peptide
52	R7	6	GLN	Peptide
53	R8	27	THR	Peptide
53	R8	28	GLY	Peptide
53	R8	29	LYS	Peptide
53	R8	32	LEU	Peptide
53	R8	35	GLN	Peptide
53	R8	44	LYS	Peptide
53	R8	51	ALA	Peptide
53	R8	52	LYS	Peptide
53	R8	60	LEU	Peptide
53	R8	62	LEU	Peptide
53	R8	64	TYR	Peptide
26	RD	110	GLY	Peptide
26	RD	112	GLN	Peptide
26	RD	12	SER	Peptide
26	RD	122	ASP	Peptide
26	RD	126	GLN	Peptide
26	RD	197	GLY	Peptide
26	RD	2	ALA	Peptide
26	RD	241	PRO	Peptide
26	RD	243	GLY	Peptide

Continued on next page...

Continued from previous page...

Mol	Chain	Res	Type	Group
26	RD	246	PRO	Peptide
26	RD	56	GLY	Peptide
26	RD	57	GLY	Peptide
26	RD	80	ALA	Peptide
27	RE	115	GLY	Peptide
27	RE	132	HIS	Peptide
27	RE	142	GLY	Peptide
27	RE	153	GLY	Peptide
27	RE	187	ALA	Peptide
27	RE	204	ALA	Peptide
27	RE	74	PRO	Peptide
28	RF	127	GLU	Peptide
28	RF	128	ALA	Peptide
28	RF	130	ALA	Peptide
28	RF	131	GLY	Peptide
28	RF	135	LYS	Peptide
28	RF	196	LEU	Peptide
28	RF	198	ALA	Peptide
28	RF	24	LEU	Peptide
28	RF	25	PRO	Peptide
28	RF	47	GLY	Peptide
28	RF	66	PRO	Peptide
28	RF	85	GLY	Peptide
29	RG	109	VAL	Peptide
29	RG	127	GLY	Peptide
29	RG	128	ARG	Peptide
29	RG	135	LEU	Peptide
29	RG	136	ARG	Peptide
29	RG	147	ASP	Peptide
29	RG	151	ALA	Peptide
29	RG	159	VAL	Peptide
29	RG	2	PRO	Peptide
29	RG	3	LEU	Peptide
29	RG	39	ILE	Peptide
29	RG	45	GLU	Peptide
29	RG	52	ILE	Peptide
29	RG	54	GLU	Peptide
29	RG	79	ASN	Peptide
29	RG	82	LEU	Peptide
29	RG	95	ARG	Peptide
30	RH	10	PRO	Peptide
30	RH	108	GLY	Peptide

Continued on next page...

Continued from previous page...

Mol	Chain	Res	Type	Group
30	RH	126	PRO	Peptide
30	RH	128	PRO	Peptide
30	RH	129	THR	Peptide
30	RH	13	LYS	Peptide
30	RH	14	GLY	Peptide
30	RH	151	ILE	Peptide
30	RH	152	ARG	Peptide
30	RH	153	LYS	Peptide
30	RH	156	ALA	Peptide
30	RH	16	SER	Peptide
30	RH	161	GLY	Peptide
30	RH	19	VAL	Peptide
30	RH	39	PRO	Peptide
30	RH	40	GLU	Peptide
30	RH	66	GLY	Peptide
30	RH	7	LEU	Peptide
30	RH	8	PRO	Peptide
30	RH	82	GLY	Peptide
30	RH	84	SER	Peptide
30	RH	87	LEU	Peptide
30	RH	91	GLY	Peptide
31	RI	11	ASN	Peptide
31	RI	116	LEU	Peptide
31	RI	119	PRO	Peptide
31	RI	123	LEU	Peptide
31	RI	131	LYS	Peptide
31	RI	132	PRO	Peptide
31	RI	133	HIS	Peptide
31	RI	134	PRO	Peptide
31	RI	14	ASP	Peptide
31	RI	142	VAL	Peptide
31	RI	144	VAL	Peptide
31	RI	16	GLY	Peptide
31	RI	29	TYR	Peptide
31	RI	86	THR	Peptide
31	RI	89	TYR	Peptide
31	RI	9	LEU	Peptide
31	RI	90	GLY	Peptide
32	RN	113	GLY	Peptide
32	RN	114	ARG	Peptide
32	RN	127	ASP	Peptide
32	RN	132	ALA	Peptide

Continued on next page...

Continued from previous page...

Mol	Chain	Res	Type	Group
32	RN	137	LYS	Peptide
32	RN	21	LYS	Peptide
32	RN	22	THR	Peptide
32	RN	34	LEU	Peptide
32	RN	69	GLN	Peptide
32	RN	92	ALA	Peptide
33	RO	48	PRO	Peptide
33	RO	96	THR	Peptide
34	RP	100	LEU	Peptide
34	RP	146	VAL	Peptide
34	RP	28	GLY	Peptide
34	RP	35	HIS	Peptide
34	RP	37	GLY	Peptide
34	RP	50	ARG	Peptide
34	RP	54	GLY	Peptide
34	RP	65	ARG	Peptide
35	RQ	1	MET	Peptide
35	RQ	103	MET	Peptide
35	RQ	104	PHE	Peptide
35	RQ	108	GLY	Peptide
35	RQ	17	LEU	Peptide
35	RQ	20	ALA	Peptide
35	RQ	21	THR	Peptide
35	RQ	23	GLY	Peptide
35	RQ	24	GLY	Peptide
35	RQ	4	PRO	Peptide
35	RQ	60	ARG	Peptide
35	RQ	61	GLY	Peptide
35	RQ	82	ARG	Peptide
35	RQ	87	LYS	Peptide
35	RQ	88	GLY	Peptide
35	RQ	89	ASN	Peptide
35	RQ	90	VAL	Peptide
35	RQ	91	GLU	Peptide
36	RR	117	VAL	Peptide
36	RR	24	GLN	Peptide
36	RR	75	LEU	Peptide
36	RR	92	GLY	Peptide
37	RS	105	ALA	Peptide
37	RS	109	GLY	Peptide
37	RS	110	LEU	Peptide
37	RS	111	GLU	Peptide

Continued on next page...

Continued from previous page...

Mol	Chain	Res	Type	Group
37	RS	22	GLY	Peptide
37	RS	42	ASP	Peptide
37	RS	56	LEU	Peptide
37	RS	58	LEU	Peptide
37	RS	61	ASN	Peptide
37	RS	62	LYS	Peptide
37	RS	72	ALA	Peptide
38	RT	1	MET	Peptide
38	RT	11	GLU	Peptide
38	RT	111	ARG	Peptide
38	RT	12	SER	Peptide
38	RT	122	ASP	Peptide
38	RT	123	GLN	Peptide
38	RT	135	ALA	Peptide
38	RT	3	ARG	Peptide
38	RT	31	SER	Peptide
38	RT	36	GLU	Peptide
38	RT	38	ASN	Peptide
38	RT	56	GLY	Peptide
38	RT	58	ASN	Peptide
38	RT	91	ARG	Peptide
38	RT	93	ARG	Peptide
39	RU	116	ALA	Peptide
39	RU	91	ASP	Peptide
39	RU	92	ARG	Peptide
39	RU	95	LEU	Peptide
39	RU	96	ALA	Peptide
40	RV	100	ARG	Peptide
40	RV	18	LEU	Peptide
40	RV	48	GLY	Peptide
40	RV	49	THR	Peptide
40	RV	52	VAL	Peptide
40	RV	54	GLY	Peptide
41	RW	110	LYS	Peptide
41	RW	64	MET	Peptide
41	RW	72	LYS	Peptide
41	RW	91	GLY	Peptide
41	RW	92	ARG	Peptide
42	RX	27	THR	Peptide
42	RX	93	GLU	Peptide
43	RY	10	GLY	Peptide
43	RY	106	LEU	Peptide

Continued on next page...

Continued from previous page...

Mol	Chain	Res	Type	Group
43	RY	25	GLY	Peptide
43	RY	39	VAL	Peptide
43	RY	52	SER	Peptide
43	RY	71	LYS	Peptide
43	RY	9	LYS	Peptide
44	RZ	108	PRO	Peptide
44	RZ	11	GLU	Peptide
44	RZ	110	GLY	Peptide
44	RZ	113	ALA	Peptide
44	RZ	114	GLY	Peptide
44	RZ	12	GLY	Peptide
44	RZ	127	LYS	Peptide
44	RZ	130	PRO	Peptide
44	RZ	148	ASP	Peptide
44	RZ	152	ALA	Peptide
44	RZ	153	SER	Peptide
44	RZ	154	ASP	Peptide
44	RZ	156	LYS	Peptide
44	RZ	158	PRO	Peptide
44	RZ	160	GLY	Peptide
44	RZ	162	GLU	Peptide
44	RZ	164	ALA	Peptide
44	RZ	165	VAL	Peptide
44	RZ	167	PRO	Peptide
44	RZ	168	GLU	Peptide
44	RZ	178	GLU	Peptide
44	RZ	180	VAL	Peptide
44	RZ	4	ARG	Peptide
44	RZ	5	LEU	Peptide
44	RZ	51	ALA	Peptide
44	RZ	52	SER	Peptide
44	RZ	53	ILE	Peptide
44	RZ	58	VAL	Peptide
44	RZ	59	LEU	Peptide
44	RZ	60	GLU	Peptide
44	RZ	62	PRO	Peptide
44	RZ	63	ASP	Peptide
44	RZ	65	GLN	Peptide
44	RZ	70	LEU	Peptide
44	RZ	76	LEU	Peptide
44	RZ	92	SER	Peptide
44	RZ	93	ASP	Peptide

Continued on next page...

Continued from previous page...

Mol	Chain	Res	Type	Group
44	RZ	95	PRO	Peptide
1	XA	358	U	Sidechain
2	XB	15	VAL	Peptide
2	XB	160	ASP	Peptide
2	XB	168	THR	Peptide
2	XB	18	GLY	Peptide
2	XB	19	HIS	Peptide
2	XB	225	ALA	Peptide
2	XB	227	GLY	Peptide
2	XB	232	PRO	Peptide
2	XB	233	SER	Peptide
2	XB	235	SER	Peptide
2	XB	239	VAL	Peptide
2	XB	6	THR	Peptide
2	XB	64	ARG	Peptide
2	XB	95	GLN	Peptide
2	XB	96	ARG	Peptide
3	XC	11	ARG	Peptide
3	XC	112	SER	Peptide
3	XC	147	LYS	Peptide
3	XC	166	GLU	Peptide
3	XC	168	ALA	Peptide
3	XC	189	ALA	Peptide
3	XC	62	ASP	Peptide
3	XC	78	GLY	Peptide
3	XC	92	ALA	Peptide
4	XD	141	ARG	Peptide
4	XD	143	GLY	Peptide
4	XD	146	ILE	Peptide
4	XD	148	VAL	Peptide
4	XD	153	ARG	Peptide
4	XD	154	ASN	Peptide
4	XD	170	VAL	Peptide
4	XD	174	LEU	Peptide
4	XD	177	ASP	Peptide
4	XD	183	GLY	Peptide
4	XD	207	TYR	Peptide
4	XD	30	LYS	Mainchain
4	XD	47	ARG	Peptide
4	XD	83	SER	Peptide
4	XD	84	LYS	Peptide
5	XE	112	LEU	Peptide

Continued on next page...

Continued from previous page...

Mol	Chain	Res	Type	Group
5	XE	16	THR	Peptide
5	XE	7	GLU	Peptide
5	XE	72	GLN	Peptide
5	XE	73	ASN	Peptide
5	XE	74	GLY	Peptide
6	XF	34	GLY	Peptide
6	XF	35	ALA	Peptide
6	XF	80	ARG	Peptide
7	XG	11	GLN	Peptide
7	XG	113	GLU	Peptide
7	XG	139	GLU	Peptide
7	XG	5	ARG	Peptide
7	XG	57	GLU	Peptide
7	XG	79	ARG	Peptide
7	XG	8	GLU	Peptide
7	XG	82	GLY	Peptide
7	XG	86	GLN	Peptide
7	XG	97	GLN	Peptide
8	XH	100	ILE	Peptide
8	XH	42	GLU	Peptide
8	XH	70	GLN	Peptide
8	XH	71	GLY	Peptide
8	XH	96	GLY	Peptide
9	XI	113	LYS	Peptide
9	XI	126	SER	Peptide
9	XI	13	ALA	Peptide
9	XI	15	ALA	Peptide
9	XI	25	LYS	Peptide
9	XI	34	ASN	Peptide
9	XI	42	ARG	Peptide
9	XI	48	GLU	Peptide
9	XI	49	PRO	Peptide
9	XI	56	LEU	Peptide
9	XI	58	HIS	Peptide
9	XI	69	GLY	Peptide
9	XI	71	SER	Peptide
9	XI	86	VAL	Peptide
9	XI	9	ARG	Peptide
9	XI	99	LEU	Peptide
10	XJ	30	SER	Peptide
10	XJ	32	ALA	Peptide
10	XJ	36	GLY	Peptide

Continued on next page...

Continued from previous page...

Mol	Chain	Res	Type	Group
10	XJ	52	GLY	Peptide
10	XJ	54	PHE	Peptide
10	XJ	85	LEU	Peptide
10	XJ	91	PRO	Peptide
10	XJ	99	LYS	Peptide
11	XK	100	ALA	Peptide
11	XK	102	GLY	Peptide
11	XK	91	ARG	Peptide
11	XK	94	ALA	Peptide
12	XL	102	ARG	Peptide
12	XL	103	GLY	Peptide
12	XL	104	VAL	Peptide
12	XL	118	SER	Peptide
12	XL	120	TYR	Peptide
12	XL	17	LYS	Peptide
12	XL	18	VAL	Peptide
12	XL	28	LYS	Peptide
12	XL	41	ARG	Peptide
12	XL	47	LYS	Peptide
12	XL	59	ARG	Peptide
13	XM	10	PRO	Peptide
13	XM	105	THR	Peptide
13	XM	106	ASN	Peptide
13	XM	107	ALA	Peptide
13	XM	11	ARG	Peptide
13	XM	113	PRO	Peptide
13	XM	115	LYS	Peptide
13	XM	116	THR	Peptide
13	XM	30	ALA	Peptide
13	XM	4	ILE	Peptide
13	XM	46	LYS	Peptide
13	XM	5	ALA	Peptide
13	XM	62	ASN	Peptide
13	XM	65	LYS	Peptide
13	XM	66	LEU	Peptide
13	XM	70	LEU	Peptide
13	XM	9	ILE	Peptide
13	XM	98	VAL	Peptide
14	XN	42	ILE	Peptide
14	XN	44	LEU	Peptide
15	XO	19	PRO	Peptide
15	XO	77	ARG	Peptide

Continued on next page...

Continued from previous page...

Mol	Chain	Res	Type	Group
16	XP	10	GLY	Peptide
16	XP	12	LYS	Peptide
16	XP	19	ILE	Peptide
16	XP	34	GLU	Peptide
16	XP	36	ILE	Peptide
16	XP	44	THR	Peptide
16	XP	62	VAL	Peptide
16	XP	64	ALA	Peptide
16	XP	82	GLN	Peptide
16	XP	83	GLU	Peptide
17	XQ	66	SER	Peptide
18	XR	20	ALA	Peptide
18	XR	21	LYS	Peptide
18	XR	26	LEU	Peptide
18	XR	31	LEU	Peptide
18	XR	38	GLU	Peptide
18	XR	55	ARG	Peptide
19	XS	10	PHE	Peptide
19	XS	11	VAL	Peptide
19	XS	20	LEU	Peptide
19	XS	24	ALA	Peptide
19	XS	26	GLY	Peptide
19	XS	27	GLU	Peptide
19	XS	30	LEU	Peptide
19	XS	4	SER	Peptide
19	XS	44	MET	Peptide
19	XS	47	HIS	Peptide
19	XS	48	THR	Peptide
19	XS	60	VAL	Peptide
19	XS	84	GLY	Peptide
19	XS	9	VAL	Peptide
20	XT	11	SER	Peptide
20	XT	12	ALA	Peptide
20	XT	33	ILE	Peptide
20	XT	48	LYS	Peptide
20	XT	49	ALA	Peptide
20	XT	71	THR	Peptide
20	XT	72	LEU	Peptide
20	XT	73	HIS	Peptide
20	XT	8	ARG	Peptide
20	XT	94	ALA	Peptide
20	XT	95	ALA	Peptide

Continued on next page...

Continued from previous page...

Mol	Chain	Res	Type	Group
20	XT	96	GLY	Peptide
21	XU	14	TRP	Peptide
21	XU	16	GLY	Peptide
21	XU	19	GLY	Peptide
21	XU	21	TYR	Peptide
45	Y0	42	GLY	Peptide
46	Y1	30	VAL	Peptide
46	Y1	53	VAL	Peptide
46	Y1	54	ALA	Peptide
46	Y1	74	VAL	Peptide
46	Y1	80	LEU	Peptide
46	Y1	85	LEU	Peptide
46	Y1	87	PRO	Peptide
47	Y2	14	ARG	Peptide
47	Y2	15	LYS	Peptide
47	Y2	4	SER	Peptide
47	Y2	43	GLN	Peptide
47	Y2	46	GLN	Peptide
47	Y2	47	ASN	Peptide
48	Y3	2	PRO	Peptide
48	Y3	33	GLN	Peptide
49	Y4	46	GLN	Peptide
49	Y4	48	ARG	Peptide
49	Y4	50	VAL	Peptide
49	Y4	51	ASP	Peptide
49	Y4	55	ARG	Peptide
49	Y4	56	VAL	Peptide
49	Y4	60	GLN	Peptide
49	Y4	61	ARG	Peptide
49	Y4	62	ARG	Peptide
49	Y4	63	TYR	Peptide
49	Y4	65	ASP	Peptide
53	Y8	44	LYS	Peptide
53	Y8	52	LYS	Peptide
53	Y8	60	LEU	Peptide
53	Y8	62	LEU	Peptide
53	Y8	63	PRO	Peptide
53	Y8	64	TYR	Peptide
24	YA	1003	U	Sidechain
24	YA	2774	G	Sidechain
26	YD	110	GLY	Peptide
26	YD	236	GLY	Peptide

Continued on next page...

Continued from previous page...

Mol	Chain	Res	Type	Group
26	YD	246	PRO	Peptide
27	YE	130	GLY	Peptide
27	YE	142	GLY	Peptide
27	YE	157	ALA	Peptide
27	YE	186	GLY	Peptide
27	YE	29	GLY	Peptide
27	YE	51	PHE	Peptide
27	YE	68	ALA	Peptide
27	YE	69	LYS	Peptide
27	YE	70	ALA	Peptide
27	YE	71	GLY	Peptide
28	YF	127	GLU	Peptide
28	YF	128	ALA	Peptide
28	YF	130	ALA	Peptide
28	YF	132	VAL	Peptide
28	YF	15	SER	Peptide
28	YF	196	LEU	Peptide
28	YF	198	ALA	Peptide
28	YF	206	ILE	Peptide
28	YF	22	ALA	Peptide
28	YF	23	ASP	Peptide
28	YF	25	PRO	Peptide
28	YF	6	VAL	Peptide
28	YF	67	GLN	Peptide
28	YF	86	GLY	Peptide
28	YF	91	GLY	Peptide
29	YG	109	VAL	Peptide
29	YG	118	ARG	Peptide
29	YG	127	GLY	Peptide
29	YG	134	GLY	Peptide
29	YG	135	LEU	Peptide
29	YG	136	ARG	Peptide
29	YG	144	ILE	Peptide
29	YG	149	VAL	Peptide
29	YG	150	ASP	Peptide
29	YG	35	GLU	Peptide
29	YG	43	LEU	Peptide
29	YG	44	GLY	Peptide
29	YG	45	GLU	Peptide
29	YG	46	ALA	Peptide
29	YG	51	ARG	Peptide
29	YG	52	ILE	Peptide

Continued on next page...

Continued from previous page...

Mol	Chain	Res	Type	Group
29	YG	58	GLN	Peptide
29	YG	79	ASN	Peptide
29	YG	82	LEU	Peptide
29	YG	95	ARG	Peptide
30	YH	174	GLY	Peptide
31	YI	10	GLU	Peptide
31	YI	103	ARG	Peptide
31	YI	11	ASN	Peptide
31	YI	116	LEU	Peptide
31	YI	119	PRO	Peptide
31	YI	121	LYS	Peptide
31	YI	122	GLU	Peptide
31	YI	123	LEU	Peptide
31	YI	124	GLY	Peptide
31	YI	131	LYS	Peptide
31	YI	133	HIS	Peptide
31	YI	135	GLU	Peptide
31	YI	14	ASP	Peptide
31	YI	142	VAL	Peptide
31	YI	144	VAL	Peptide
31	YI	15	VAL	Peptide
31	YI	16	GLY	Peptide
31	YI	35	LEU	Peptide
31	YI	63	ALA	Peptide
31	YI	79	ILE	Peptide
31	YI	9	LEU	Peptide
32	YN	113	GLY	Peptide
32	YN	125	GLY	Peptide
32	YN	126	PRO	Peptide
32	YN	17	ASP	Peptide
32	YN	21	LYS	Peptide
32	YN	22	THR	Peptide
32	YN	23	LEU	Peptide
33	YO	96	THR	Peptide
34	YP	115	LEU	Peptide
34	YP	141	ALA	Peptide
34	YP	28	GLY	Peptide
34	YP	35	HIS	Peptide
34	YP	43	GLY	Peptide
35	YQ	108	GLY	Peptide
35	YQ	15	GLY	Peptide
35	YQ	22	LYS	Peptide

Continued on next page...

Continued from previous page...

Mol	Chain	Res	Type	Group
35	YQ	40	ALA	Peptide
35	YQ	59	ARG	Peptide
35	YQ	62	GLY	Peptide
36	YR	117	VAL	Peptide
36	YR	3	HIS	Peptide
36	YR	73	VAL	Peptide
36	YR	75	LEU	Peptide
36	YR	8	ARG	Peptide
37	YS	109	GLY	Peptide
38	YT	110	ILE	Peptide
38	YT	111	ARG	Peptide
38	YT	122	ASP	Peptide
38	YT	123	GLN	Peptide
38	YT	127	ALA	Peptide
38	YT	27	THR	Peptide
38	YT	36	GLU	Peptide
38	YT	38	ASN	Peptide
38	YT	56	GLY	Peptide
38	YT	58	ASN	Peptide
38	YT	93	ARG	Peptide
39	YU	117	GLN	Peptide
39	YU	90	VAL	Peptide
39	YU	91	ASP	Peptide
39	YU	95	LEU	Peptide
39	YU	96	ALA	Peptide
40	YV	30	GLY	Peptide
40	YV	31	ALA	Peptide
40	YV	44	LYS	Peptide
40	YV	49	THR	Peptide
40	YV	54	GLY	Peptide
40	YV	55	ALA	Peptide
40	YV	65	GLY	Peptide
41	YW	110	LYS	Peptide
41	YW	64	MET	Peptide
41	YW	90	ARG	Peptide
41	YW	91	GLY	Peptide
41	YW	92	ARG	Peptide
42	YX	93	GLU	Peptide
43	YY	106	LEU	Peptide
43	YY	51	VAL	Peptide
43	YY	52	SER	Peptide
43	YY	54	LYS	Peptide

Continued on next page...

Continued from previous page...

Mol	Chain	Res	Type	Group
43	YY	71	LYS	Peptide
44	YZ	109	ALA	Peptide
44	YZ	111	VAL	Peptide
44	YZ	114	GLY	Peptide
44	YZ	136	PHE	Peptide
44	YZ	160	GLY	Peptide
44	YZ	168	GLU	Peptide
44	YZ	29	TYR	Peptide
44	YZ	37	VAL	Peptide
44	YZ	50	GLN	Peptide
44	YZ	51	ALA	Peptide

5.2 Too-close contacts (i)

In the following table, the Non-H and H(model) columns list the number of non-hydrogen atoms and hydrogen atoms in the chain respectively. The H(added) column lists the number of hydrogen atoms added and optimized by MolProbity. The Clashes column lists the number of clashes within the asymmetric unit, whereas Symm-Clashes lists symmetry-related clashes.

Mol	Chain	Non-H	H(model)	H(added)	Clashes	Symm-Clashes
1	QA	32247	0	16277	453	0
1	XA	32249	0	16278	463	3
2	QB	1907	0	1958	35	0
2	XB	1915	0	1969	38	0
3	QC	1605	0	1668	31	0
3	XC	1605	0	1668	21	0
4	QD	1703	0	1766	28	0
4	XD	1703	0	1764	37	0
5	QE	1155	0	1213	28	0
5	XE	1155	0	1213	14	0
6	QF	843	0	857	13	0
6	XF	843	0	857	12	0
7	QG	1257	0	1296	16	0
7	XG	1257	0	1296	22	0
8	QH	1108	0	1165	20	0
8	XH	1108	0	1165	22	0
9	QI	1010	0	1037	19	0
9	XI	998	0	1024	29	0
10	QJ	801	0	849	23	0
10	XJ	777	0	816	16	0
11	QK	885	0	904	27	0
11	XK	864	0	881	13	0

Continued on next page...

Continued from previous page...

Mol	Chain	Non-H	H(model)	H(added)	Clashes	Symm-Clashes
12	QL	975	0	1062	14	0
12	XL	956	0	1046	23	0
13	QM	955	0	1021	21	0
13	XM	946	0	1008	25	0
14	QN	492	0	529	19	0
14	XN	492	0	529	11	0
15	QO	734	0	771	11	0
15	XO	729	0	768	8	0
16	QP	705	0	725	15	0
16	XP	705	0	725	13	0
17	QQ	834	0	904	24	0
17	XQ	834	0	904	16	0
18	QR	574	0	644	7	0
18	XR	574	0	644	8	0
19	QS	665	0	686	8	0
19	XS	674	0	699	11	0
20	QT	763	0	861	15	0
20	XT	763	0	861	23	0
21	QU	217	0	234	4	0
21	XU	217	0	234	4	0
22	QV	1648	0	834	27	0
22	XV	1648	0	834	23	0
23	QX	418	0	209	7	0
23	XX	418	0	209	7	0
24	RA	62051	0	31279	621	3
24	YA	62091	0	31292	533	0
25	RB	2573	0	1306	21	0
25	YB	2573	0	1304	41	0
26	RD	2135	0	2221	37	0
26	YD	2135	0	2221	32	0
27	RE	1568	0	1634	29	0
27	YE	1563	0	1628	29	0
28	RF	1585	0	1632	24	0
28	YF	1585	0	1632	23	0
29	RG	1474	0	1535	36	0
29	YG	1474	0	1535	30	0
30	RH	1336	0	1418	27	0
30	YH	1330	0	1413	19	0
31	RI	1136	0	1223	13	2
31	YI	1136	0	1223	12	0
32	RN	1104	0	1180	10	0
32	YN	1121	0	1195	15	0

Continued on next page...

Continued from previous page...

Mol	Chain	Non-H	H(model)	H(added)	Clashes	Symm-Clashes
33	RO	933	0	996	25	0
33	YO	933	0	996	18	0
34	RP	1139	0	1223	26	0
34	YP	1122	0	1206	26	0
35	RQ	1122	0	1179	29	0
35	YQ	1122	0	1179	10	0
36	RR	960	0	1021	18	0
36	YR	960	0	1021	11	0
37	RS	882	0	943	17	0
37	YS	877	0	938	15	0
38	RT	1141	0	1202	23	0
38	YT	1141	0	1202	27	0
39	RU	964	0	1022	26	0
39	YU	964	0	1021	19	0
40	RV	779	0	852	15	0
40	YV	779	0	852	12	0
41	RW	900	0	964	11	0
41	YW	900	0	964	11	0
42	RX	725	0	778	8	0
42	YX	742	0	803	8	0
43	RY	818	0	909	12	0
43	YY	818	0	909	14	0
44	RZ	1461	0	1493	26	0
44	YZ	1461	0	1493	22	0
45	R0	643	0	667	12	0
45	Y0	599	0	617	7	0
46	R1	763	0	848	9	0
46	Y1	729	0	801	10	0
47	R2	581	0	629	7	0
47	Y2	558	0	610	5	2
48	R3	469	0	518	7	0
48	Y3	469	0	518	8	0
49	R4	565	0	558	9	0
49	Y4	565	0	557	13	0
50	R5	459	0	476	9	0
50	Y5	459	0	476	9	0
51	R6	453	0	473	8	0
51	Y6	453	0	473	10	0
52	R7	409	0	454	7	0
52	Y7	418	0	467	3	0
53	R8	517	0	582	13	0
53	Y8	517	0	582	14	0

Continued on next page...

Continued from previous page...

Mol	Chain	Non-H	H(model)	H(added)	Clashes	Symm-Clashes
54	R9	307	0	335	6	0
54	Y9	307	0	335	8	0
55	QA	64	0	0	0	0
55	QV	1	0	0	0	0
55	R0	2	0	0	0	0
55	R8	2	0	0	0	0
55	RA	444	0	0	0	0
55	RB	7	0	0	0	0
55	RE	5	0	0	0	0
55	RF	1	0	0	0	0
55	RN	1	0	0	0	0
55	RQ	1	0	0	0	0
55	RR	1	0	0	0	0
55	RT	1	0	0	0	0
55	RX	1	0	0	0	0
55	XA	78	0	0	0	0
55	XE	1	0	0	0	0
55	XM	2	0	0	0	0
55	XV	1	0	0	0	0
55	Y0	2	0	0	0	0
55	Y1	2	0	0	0	0
55	Y3	1	0	0	0	0
55	Y5	1	0	0	0	0
55	Y7	1	0	0	0	0
55	Y8	1	0	0	0	0
55	YA	510	0	0	0	0
55	YB	7	0	0	0	0
55	YD	2	0	0	0	0
55	YE	5	0	0	0	0
55	YP	3	0	0	0	0
55	YQ	3	0	0	0	0
55	YR	1	0	0	0	0
56	QD	8	0	0	0	0
56	XD	8	0	0	0	0
57	QN	1	0	0	0	0
57	R4	1	0	0	0	0
57	R5	1	0	0	0	0
57	R6	1	0	0	0	0
57	R9	1	0	0	0	0
57	RY	1	0	0	0	0
57	XN	1	0	0	0	0
57	Y4	1	0	0	0	0

Continued on next page...

Continued from previous page...

Mol	Chain	Non-H	H(model)	H(added)	Clashes	Symm-Clashes
57	Y5	1	0	0	0	0
57	Y6	1	0	0	0	0
57	Y9	1	0	0	0	0
57	YY	1	0	0	0	0
All	All	291964	0	197875	3337	5

The all-atom clashscore is defined as the number of clashes found per 1000 atoms (including hydrogen atoms). The all-atom clashscore for this structure is 7.

All (3337) close contacts within the same asymmetric unit are listed below, sorted by their clash magnitude.

Atom-1	Atom-2	Interatomic distance (Å)	Clash overlap (Å)
24:RA:1712:A:C2'	24:RA:1713:G:H5'	1.74	1.18
43:YY:92:ASN:ND2	43:YY:94:LYS:HG2	1.60	1.15
24:YA:1405:A:N6	24:YA:1418:U:H3	1.48	1.10
24:RA:2818:U:C2	24:RA:2901:A:N6	2.27	1.02
24:RA:2226:C:H1'	24:RA:2232:G:N2	1.74	1.01
43:YY:92:ASN:HD22	43:YY:94:LYS:HG2	1.25	1.01
24:RA:1712:A:H2'	24:RA:1713:G:H5'	1.02	1.00
24:RA:2157:A:H62	24:RA:2178:G:N2	1.59	0.99
1:XA:358:U:H3'	1:XA:359:U:C6	1.97	0.99
24:RA:331:G:H5"	24:RA:331:G:H8	1.27	0.98
24:RA:2157:A:N6	24:RA:2178:G:H21	1.60	0.98
25:YB:109:G:H5"	25:YB:109:G:H8	1.26	0.98
1:QA:1009:G:H1	1:QA:1020:U:H3	1.02	0.98
1:XA:438:G:H21	1:XA:496:A:H62	1.03	0.97
24:RA:1712:A:H2'	24:RA:1713:G:C5'	1.95	0.96
24:RA:2157:A:H62	24:RA:2178:G:H21	0.96	0.96
1:XA:835:U:H3	1:XA:851:G:H1	1.12	0.96
25:RB:22:U:H3	25:RB:61:G:H1	0.98	0.95
1:XA:157:G:H1	1:XA:164:U:H3	1.14	0.94
24:YA:2120:U:H3	24:YA:2213:G:H1	1.07	0.94
1:XA:1238:A:H62	1:XA:1301:U:H3	1.15	0.92
1:XA:1052:U:H3	1:XA:1206:G:H1	1.18	0.91
1:XA:452:A:H62	1:XA:480:U:H3	1.08	0.90
1:XA:992:U:H3	1:XA:1044:A:H62	1.15	0.90
24:RA:1712:A:C2'	24:RA:1713:G:C5'	2.51	0.89
43:YY:92:ASN:HD22	43:YY:94:LYS:CG	1.85	0.89
24:RA:2257:U:H5'	24:RA:2258:G:H5'	1.56	0.88
1:XA:152:A:H62	1:XA:169:C:N4	1.71	0.87
43:YY:92:ASN:ND2	43:YY:94:LYS:CG	2.38	0.87

Continued on next page...

Continued from previous page...

Atom-1	Atom-2	Interatomic distance (Å)	Clash overlap (Å)
24:YA:2118:U:H3	24:YA:2215:G:H1	0.88	0.87
1:QA:666:G:H1	1:QA:740:U:H3	1.18	0.87
24:RA:334:A:OP1	43:RY:18:GLY:N	2.06	0.86
24:RA:1713:G:N2	24:RA:2016:C:O2	2.08	0.86
1:XA:438:G:N2	1:XA:496:A:H62	1.71	0.86
1:XA:452:A:N6	1:XA:480:U:H3	1.72	0.86
19:QS:50:ALA:HA	19:QS:58:VAL:O	1.75	0.85
24:RA:2118:U:H3	24:RA:2215:G:H1	1.23	0.85
1:XA:358:U:H3'	1:XA:359:U:H6	1.40	0.85
24:YA:2121:U:H3	24:YA:2212:G:H1	1.24	0.85
24:RA:2226:C:H1'	24:RA:2232:G:H22	1.41	0.84
1:QA:565:U:OP2	1:QA:566:G:O2'	1.96	0.84
1:XA:438:G:H21	1:XA:496:A:N6	1.75	0.83
24:RA:354:A:H2	24:RA:1255:A:H2'	1.44	0.83
24:YA:1058:U:O2'	24:YA:1059:C:OP2	1.97	0.82
30:YH:56:SER:HG	30:YH:61:HIS:HD1	1.26	0.82
24:RA:1405:A:H62	24:RA:1418:U:H3	1.28	0.82
24:YA:1310:G:OP1	50:Y5:19:ARG:NH2	2.09	0.81
24:YA:2257:U:H5'	24:YA:2258:G:H5'	1.61	0.81
24:RA:331:G:H5"	24:RA:331:G:C8	2.15	0.80
4:XD:32:ALA:O	4:XD:35:ARG:N	2.15	0.80
25:YB:8:U:H3	25:YB:113:C:H42	1.28	0.80
1:XA:152:A:N6	1:XA:169:C:H42	1.80	0.79
24:RA:2713:C:H3'	24:RA:2714:U:H5"	1.62	0.79
1:XA:1238:A:N6	1:XA:1301:U:H3	1.80	0.79
24:YA:2877:G:O2'	24:YA:2878:A:OP2	1.99	0.79
1:XA:152:A:H62	1:XA:169:C:H42	1.28	0.79
1:XA:1266:G:N2	1:XA:1269:A:OP2	2.16	0.79
24:RA:2074:G:H4'	27:RE:143:ASN:H	1.48	0.79
24:YA:1040:C:OP1	39:YU:53:ARG:NH2	2.16	0.78
24:RA:1653:C:N4	24:RA:1668:G:OP2	2.15	0.78
24:YA:1653:C:N4	24:YA:1668:G:OP2	2.17	0.78
7:XG:51:GLN:HE22	7:XG:58:PRO:HG3	1.49	0.77
24:YA:542:C:OP1	50:Y5:16:ARG:NH2	2.16	0.77
1:QA:1528:U:O2'	1:QA:1529:G:OP2	2.02	0.77
24:YA:1039:G:OP1	39:YU:50:ARG:NH2	2.17	0.77
24:YA:2032:G:H5"	41:YW:42:ARG:HB2	1.65	0.77
24:YA:2877:G:OP2	38:YT:119:LYS:NZ	2.13	0.77
24:RA:1714:G:N2	24:RA:2015:U:O4	2.17	0.76
24:RA:2801:C:O2'	24:RA:2819:A:N3	2.19	0.76
1:QA:1316:G:N2	1:QA:1319:A:OP2	2.19	0.76

Continued on next page...

Continued from previous page...

Atom-1	Atom-2	Interatomic distance (Å)	Clash overlap (Å)
1:XA:950:U:H3	1:XA:1231:G:H1	1.30	0.76
1:XA:372:C:H42	1:XA:389:A:H62	1.32	0.76
1:XA:686:U:H1'	11:XK:42:TRP:HE1	1.50	0.76
24:RA:2760:G:H21	24:RA:2770:A:H62	1.33	0.75
25:YB:82:G:H1	25:YB:95:U:H3	1.34	0.75
24:RA:2226:C:O2	24:RA:2232:G:C2	2.40	0.75
1:QA:686:U:H1'	11:QK:42:TRP:HE1	1.51	0.75
24:RA:552:C:N4	24:RA:2792:U:OP2	2.20	0.75
24:RA:331:G:H8	24:RA:331:G:C5'	2.00	0.74
1:QA:1441:G:H21	1:QA:1460:A:H62	1.32	0.74
24:RA:823:G:N1	24:RA:2094:G:OP1	2.15	0.74
1:XA:73:G:H1	1:XA:97:U:H3	1.33	0.74
1:QA:593:G:H1	1:QA:646:U:H3	1.33	0.74
1:XA:410:G:H21	1:XA:432:A:H62	1.33	0.74
24:RA:1040:C:OP1	39:RU:53:ARG:NH2	2.21	0.74
24:YA:723:A:H8	24:YA:2091:G:H21	1.33	0.74
1:QA:1216:G:OP1	14:QN:2:ALA:N	2.21	0.74
1:XA:1356:G:H2'	1:XA:1357:A:H8	1.52	0.73
25:RB:80:U:H2'	25:RB:81:G:H21	1.53	0.73
1:XA:151:A:H62	1:XA:170:U:H3	1.36	0.73
32:YN:12:ARG:NH2	32:YN:50:ASP:OD2	2.20	0.73
24:RA:555:G:O2'	24:RA:557:A:N7	2.22	0.73
24:RA:2818:U:N3	24:RA:2901:A:N6	2.37	0.73
24:YA:1627:A:H5"	24:YA:1628:G:N7	2.02	0.73
25:YB:109:G:H5"	25:YB:109:G:C8	2.17	0.73
1:XA:152:A:N6	1:XA:169:C:N4	2.37	0.73
1:XA:358:U:C6	1:XA:358:U:C5'	2.72	0.73
24:RA:680:G:H1	24:RA:699:C:H42	1.37	0.72
24:RA:2849:G:H5'	36:RR:46:GLY:HA2	1.71	0.72
24:YA:1766:G:N1	24:YA:1768:U:OP2	2.22	0.72
24:YA:1405:A:N7	24:YA:1418:U:O4	2.22	0.72
24:RA:1810:U:OP2	24:RA:1815:A:N6	2.18	0.72
14:QN:29:ARG:HG3	14:QN:31:ARG:H	1.53	0.71
24:YA:1555:C:H3'	24:YA:1556:A:H5"	1.72	0.71
24:YA:2074:G:H4'	27:YE:143:ASN:H	1.55	0.71
24:RA:2892:A:OP1	36:RR:96:ARG:NH1	2.22	0.71
1:XA:553:A:H5"	12:XL:24:VAL:HG21	1.72	0.71
24:YA:2090:U:H3	24:YA:2442:A:H2	1.37	0.71
1:XA:992:U:H3	1:XA:1044:A:N6	1.88	0.71
1:XA:544:G:OP1	4:XD:59:ARG:NH2	2.23	0.71
24:YA:1183:G:H21	32:YN:106:MET:HE3	1.55	0.70

Continued on next page...

Continued from previous page...

Atom-1	Atom-2	Interatomic distance (Å)	Clash overlap (Å)
1:XA:410:G:N2	1:XA:432:A:H62	1.88	0.70
1:QA:31:G:O2'	1:QA:48:C:N4	2.24	0.70
14:QN:27:CYS:SG	14:QN:28:GLY:N	2.64	0.70
24:RA:1848:G:OP1	26:RD:88:ARG:NH2	2.24	0.70
1:QA:674:G:H2'	1:QA:675:A:H8	1.56	0.70
24:RA:2818:U:N3	24:RA:2901:A:C6	2.60	0.70
1:XA:1210:C:O2'	1:XA:1213:A:O2'	2.08	0.70
6:QF:75:LEU:O	6:QF:78:GLU:HB3	1.90	0.70
24:RA:27:G:N2	24:RA:538:A:OP2	2.25	0.70
24:YA:248:G:O2'	24:YA:646:A:O2'	2.09	0.70
24:YA:2692:C:OP2	27:YE:111:ARG:NH2	2.25	0.70
1:QA:1133:G:H1	1:QA:1141:C:H42	1.40	0.69
24:YA:301:C:H6	24:YA:301:C:H5"	1.57	0.69
24:YA:1716:A:H2'	24:YA:1716:A:N3	2.06	0.69
1:QA:410:G:H21	1:QA:432:A:H62	1.40	0.69
24:YA:1499:C:O3'	24:YA:1504:A:N6	2.26	0.69
1:QA:1227:A:H5'	13:QM:111:LYS:HD3	1.75	0.69
24:RA:815:G:O2'	24:RA:1425:A:N6	2.25	0.69
24:YA:28:A:N6	24:YA:537:G:O2'	2.25	0.69
1:XA:359:U:H2'	1:XA:360:A:C8	2.28	0.69
22:QV:30:C:H2'	22:QV:31:G:H8	1.57	0.69
1:XA:359:U:H2'	1:XA:360:A:H8	1.57	0.69
23:XX:3:C:H2'	23:XX:4:A:H8	1.57	0.69
24:YA:1132:A:O2'	24:YA:1149:A:N6	2.22	0.69
37:YS:61:ASN:HD22	37:YS:64:GLU:HG3	1.57	0.69
1:QA:1106:G:H5"	3:QC:172:ARG:HG2	1.74	0.69
1:XA:439:A:OP2	1:XA:493:G:N1	2.21	0.69
22:XV:58:A:O2'	22:XV:60:U:OP2	2.10	0.69
1:QA:833:U:H3	1:QA:853:G:H1	1.41	0.69
24:RA:2764:G:N7	30:RH:2:SER:OG	2.26	0.69
49:Y4:16:CYS:SG	49:Y4:17:GLY:N	2.66	0.69
1:QA:664:G:H22	1:QA:741:G:H1	1.39	0.68
24:YA:301:C:H5'	24:YA:302:A:H5"	1.74	0.68
24:YA:1042:A:OP2	39:YU:92:ARG:NH2	2.26	0.68
9:XI:112:LYS:HA	9:XI:119:ALA:HB2	1.75	0.68
24:YA:1104:G:H2'	24:YA:1105:G:H8	1.58	0.68
1:QA:376:G:H5"	16:QP:5:ARG:HB2	1.76	0.68
1:XA:358:U:C6	1:XA:358:U:H5"	2.28	0.68
24:RA:238:C:O2'	34:RP:64:LYS:NZ	2.27	0.68
43:RY:18:GLY:O	43:RY:21:LYS:HD3	1.94	0.68
24:YA:248:G:HO2'	24:YA:646:A:HO2'	1.41	0.68

Continued on next page...

Continued from previous page...

Atom-1	Atom-2	Interatomic distance (Å)	Clash overlap (Å)
1:QA:1422:G:H5"	33:RO:48:PRO:HB3	1.76	0.68
1:XA:674:G:H2'	1:XA:675:A:H8	1.59	0.68
34:YP:63:PRO:HB2	53:Y8:30:ARG:HH21	1.59	0.68
24:RA:723:A:H8	24:RA:2091:G:H21	1.40	0.68
34:RP:93:GLY:H	34:RP:123:LEU:HD22	1.58	0.68
23:XX:5:A:H2'	23:XX:6:G:H8	1.58	0.68
24:YA:241:G:OP2	34:YP:50:ARG:NH2	2.26	0.68
26:RD:8:PRO:HB3	26:RD:14:ARG:HB3	1.76	0.67
28:RF:143:ALA:HB1	28:RF:148:LEU:HB2	1.75	0.67
24:YA:935:C:H3'	24:YA:936:C:H4'	1.75	0.67
7:QG:116:ALA:HA	7:QG:119:ARG:HE	1.60	0.67
1:XA:76:G:H1	1:XA:93:U:H3	1.42	0.67
1:QA:1224:G:O2'	1:QA:1322:C:OP2	2.13	0.67
13:QM:23:TYR:HB3	13:QM:67:GLU:HG2	1.76	0.67
1:XA:362:G:N2	1:XA:365:U:OP2	2.27	0.67
1:XA:452:A:N6	1:XA:480:U:N3	2.36	0.67
1:QA:316:G:OP2	1:QA:351:G:O2'	2.11	0.67
1:QA:838:G:H1	1:QA:848:C:H42	1.42	0.67
1:QA:1080:A:H5'	5:QE:16:THR:HG21	1.77	0.67
22:QV:30:C:C2	22:QV:31:G:C8	2.83	0.67
24:YA:553:A:O2'	24:YA:554:A:O5'	2.13	0.67
1:XA:323:U:OP1	20:XT:26:ASN:ND2	2.26	0.67
1:QA:152:A:H62	1:QA:169:C:N4	1.92	0.67
24:RA:539:A:N3	24:RA:604:C:O2'	2.25	0.67
1:XA:452:A:N7	1:XA:480:U:O4	2.28	0.67
1:QA:262:A:H5'	20:QT:74:LYS:HG3	1.77	0.67
24:RA:1555:C:H3'	24:RA:1556:A:H5"	1.77	0.67
1:XA:359:U:C6	1:XA:359:U:OP2	2.48	0.67
24:RA:2032:G:H5"	41:RW:42:ARG:HB2	1.77	0.66
1:XA:272:C:H2'	1:XA:273:A:H8	1.59	0.66
24:YA:2658:C:OP2	24:YA:2745:G:O2'	2.12	0.66
25:YB:84:C:OP1	48:Y3:15:TYR:OH	2.14	0.66
24:YA:1058:U:C2'	24:YA:1059:C:OP2	2.42	0.66
39:YU:50:ARG:O	39:YU:54:LYS:NZ	2.27	0.66
1:QA:1077:G:N2	1:QA:1080:A:OP2	2.26	0.66
1:QA:673:G:H2'	1:QA:674:G:C8	2.31	0.66
1:QA:1321:C:H5"	1:QA:1322:C:H5"	1.76	0.66
24:RA:656:A:OP1	34:RP:65:ARG:NH1	2.28	0.66
24:YA:2842:U:H4'	24:YA:2843:G:H5"	1.78	0.66
24:RA:23:G:OP1	24:RA:529:U:N3	2.25	0.66
24:RA:2002:G:O2'	24:RA:2004:C:OP2	2.14	0.66

Continued on next page...

Continued from previous page...

Atom-1	Atom-2	Interatomic distance (Å)	Clash overlap (Å)
1:QA:1306:A:N6	1:QA:1331:G:O2'	2.29	0.66
1:XA:380:G:N2	1:XA:383:A:OP2	2.27	0.66
24:RA:1713:G:H1'	33:RO:3:GLN:HE21	1.59	0.66
24:RA:1531:G:H1	24:RA:1550:C:H42	1.44	0.65
1:XA:578:C:O2'	1:XA:728:A:N3	2.29	0.65
1:XA:618:C:H5'	1:XA:619:U:H5"	1.77	0.65
24:YA:2002:G:O2'	24:YA:2004:C:OP2	2.12	0.65
24:YA:2136:A:H62	24:YA:2191:A:H61	1.44	0.65
1:XA:1305:G:N2	1:XA:1332:A:OP2	2.29	0.65
24:RA:333:G:OP2	24:RA:333:G:H8	1.78	0.65
24:RA:2226:C:C2	24:RA:2232:G:N1	2.64	0.65
24:YA:248:G:H21	24:YA:646:A:H8	1.44	0.65
1:XA:1432:G:OP1	38:YT:108:ARG:N	2.29	0.65
1:QA:1128:C:H1'	1:QA:1146:A:H61	1.62	0.65
24:RA:2404:A:OP2	24:RA:2434:A:N6	2.30	0.65
1:QA:1182:G:H5"	1:QA:1183:A:H5'	1.79	0.65
1:QA:1226:C:OP2	13:QM:103:THR:OG1	2.11	0.65
1:QA:825:G:O2'	8:QH:12:ARG:NH2	2.29	0.65
33:RO:64:ARG:HH12	38:RT:70:VAL:HG21	1.62	0.65
1:XA:1348:U:H4'	9:XI:120:ARG:HD2	1.79	0.65
11:QK:51:LYS:H	11:QK:54:ARG:HE	1.43	0.65
1:XA:372:C:N4	1:XA:389:A:H62	1.94	0.65
1:XA:811:C:O2'	1:XA:901:A:N1	2.30	0.65
14:XN:27:CYS:SG	14:XN:28:GLY:N	2.69	0.65
24:YA:2316:G:H22	24:YA:2324:U:H3	1.45	0.65
12:QL:113:ARG:HH21	12:QL:116:SER:HB2	1.61	0.64
44:YZ:52:SER:OG	44:YZ:53:ILE:N	2.28	0.64
1:QA:1446:A:O2'	1:QA:1447:G:O5'	2.16	0.64
3:QC:182:ILE:HA	3:QC:202:ILE:O	1.97	0.64
1:XA:1073:U:O2'	2:XB:104:ASN:OD1	2.15	0.64
24:YA:1890:A:N6	24:YA:1905:G:O2'	2.30	0.64
24:YA:2559:U:O2	33:YO:23:ARG:NH2	2.30	0.64
24:RA:1648:U:O2'	24:RA:1649:A:O5'	2.12	0.64
24:YA:24:G:O2'	41:YW:78:GLU:O	2.16	0.64
24:YA:2820:A:H61	24:YA:2900:G:H2'	1.61	0.64
1:QA:1329:A:N7	21:QU:7:ARG:NH2	2.46	0.64
5:QE:105:VAL:HG21	5:QE:128:PRO:HB3	1.78	0.64
24:RA:1140:U:OP1	24:RA:1142:A:N6	2.30	0.64
44:RZ:10:ARG:NH2	44:RZ:37:VAL:O	2.29	0.64
48:R3:15:TYR:O	48:R3:20:LYS:NZ	2.31	0.64
1:XA:321:A:N6	1:XA:329:A:OP2	2.29	0.64

Continued on next page...

Continued from previous page...

Atom-1	Atom-2	Interatomic distance (Å)	Clash overlap (Å)
1:XA:1141:C:H2'	1:XA:1142:G:H8	1.62	0.64
2:XB:9:GLU:HB3	2:XB:48:MET:HE1	1.78	0.64
1:QA:1314:C:N4	19:QS:2:PRO:O	2.28	0.64
1:XA:579:G:H5'	1:XA:728:A:H1'	1.77	0.64
24:YA:1440:U:H4'	24:YA:1649:A:H4'	1.79	0.64
24:YA:1556:A:O2'	24:YA:1558:G:N7	2.30	0.64
34:YP:52:GLU:OE1	34:YP:55:ARG:NH1	2.31	0.64
24:RA:542:C:OP1	50:R5:16:ARG:NH2	2.30	0.64
1:XA:339:C:OP2	33:YO:97:ARG:NH1	2.29	0.64
24:YA:2297:C:OP2	51:Y6:6:ARG:NH2	2.30	0.64
1:QA:1129:C:H5"	1:QA:1130:A:H8	1.63	0.64
24:RA:1316:C:H5"	24:RA:1317:G:H5'	1.80	0.64
1:XA:992:U:O4	1:XA:1044:A:N7	2.31	0.64
7:QG:143:ARG:HH12	7:QG:147:ALA:HB2	1.62	0.64
24:RA:2090:U:H3	24:RA:2442:A:H2	1.45	0.64
3:XC:11:ARG:NH2	3:XC:177:THR:O	2.31	0.64
24:YA:1076:G:OP2	35:YQ:128:LYS:NZ	2.27	0.64
24:YA:2315:G:N3	29:YG:132:ASN:ND2	2.46	0.64
19:QS:50:ALA:HB1	19:QS:57:HIS:HB3	1.79	0.64
22:QV:4:U:O2'	22:QV:5:G:O5'	2.14	0.64
34:RP:50:ARG:HD3	53:R8:59:LYS:HE2	1.80	0.64
1:XA:933:G:O6	7:XG:3:ARG:NH2	2.31	0.64
24:RA:1109:G:N2	24:RA:1122:C:O2'	2.32	0.63
1:XA:266:G:O2'	1:XA:267:C:OP2	2.15	0.63
24:YA:2797:C:H1'	27:YE:37:ARG:HH12	1.63	0.63
1:XA:31:G:O2'	1:XA:48:C:N4	2.31	0.63
1:XA:946:A:O2'	1:XA:1333:A:N3	2.28	0.63
5:XE:43:LEU:HB2	5:XE:136:MET:HE3	1.81	0.63
1:QA:1266:G:N2	1:QA:1269:A:OP2	2.30	0.63
24:RA:2137:G:N1	24:RA:2186:C:OP2	2.31	0.63
24:RA:2692:C:OP2	27:RE:111:ARG:NH2	2.29	0.63
25:YB:2:C:H42	25:YB:119:A:H61	1.45	0.63
37:YS:3:ARG:NH1	37:YS:4:LEU:O	2.32	0.63
1:XA:358:U:O2	1:XA:358:U:H2'	1.98	0.63
24:YA:880:U:O2	34:YP:55:ARG:NH2	2.29	0.63
53:Y8:54:GLU:OE2	53:Y8:57:ARG:NH2	2.32	0.63
1:QA:1399:C:C2	1:QA:1502:A:N6	2.66	0.63
35:RQ:17:LEU:HD13	35:RQ:39:PRO:HB2	1.81	0.63
25:YB:109:G:H8	25:YB:109:G:C5'	2.05	0.63
26:YD:85:ASP:OD2	26:YD:88:ARG:NH1	2.32	0.63
28:YF:167:ALA:HB1	28:YF:173:VAL:HG11	1.81	0.63

Continued on next page...

Continued from previous page...

Atom-1	Atom-2	Interatomic distance (Å)	Clash overlap (Å)
1:QA:1338:G:N3	22:QV:41:A:O2'	2.31	0.63
17:QQ:66:SER:O	17:QQ:70:ARG:NH1	2.31	0.63
24:RA:2877:G:OP2	38:RT:119:LYS:NZ	2.20	0.63
1:XA:264:U:O2'	17:XQ:64:PRO:O	2.15	0.63
24:RA:2514:G:H5"	24:RA:2515:A:H5"	1.81	0.63
54:R9:27:CYS:SG	54:R9:28:GLU:N	2.72	0.63
4:XD:134:ASP:OD1	4:XD:134:ASP:N	2.31	0.63
13:XM:88:ARG:HG3	13:XM:98:VAL:HG11	1.81	0.63
36:RR:3:HIS:O	36:RR:5:LYS:N	2.32	0.62
1:XA:714:G:H2'	1:XA:715:A:C8	2.34	0.62
24:YA:998:A:OP2	35:YQ:16:ARG:NH1	2.31	0.62
24:YA:2298:A:OP1	51:Y6:29:ASN:ND2	2.32	0.62
1:QA:579:G:H5'	1:QA:728:A:H1'	1.80	0.62
1:QA:953:G:N7	13:QM:104:ARG:NH2	2.46	0.62
13:QM:118:ALA:HB1	22:QV:28:U:H4'	1.80	0.62
24:RA:354:A:H2	24:RA:1255:A:C2'	2.12	0.62
1:XA:978:A:H61	1:XA:1316:G:H1'	1.63	0.62
1:QA:745:C:OP1	1:QA:851:G:O2'	2.17	0.62
24:RA:251:A:N3	24:RA:457:G:O2'	2.31	0.62
24:RA:2226:C:C2	24:RA:2232:G:C2	2.87	0.62
24:YA:2347:A:O2'	24:YA:2348:A:O5'	2.17	0.62
4:QD:13:ARG:HB3	4:QD:39:PRO:HA	1.81	0.62
24:YA:2667:G:N2	24:YA:2677:A:OP2	2.32	0.62
24:RA:2226:C:C1'	24:RA:2232:G:H22	2.12	0.62
1:XA:539:A:H2'	1:XA:540:G:H8	1.63	0.62
1:XA:745:C:H2'	1:XA:746:A:H8	1.63	0.62
1:XA:1133:G:H2'	1:XA:1134:G:C8	2.34	0.62
1:XA:1342:C:H2'	1:XA:1343:G:H8	1.65	0.62
1:QA:624:C:H2'	1:QA:625:G:H8	1.64	0.62
1:QA:1023:G:H3'	1:QA:1024:G:H5"	1.80	0.62
13:XM:81:LEU:HD21	13:XM:88:ARG:HG2	1.81	0.62
2:QB:107:THR:HA	2:QB:110:GLN:HG3	1.81	0.62
1:XA:673:G:H2'	1:XA:674:G:C8	2.35	0.62
1:QA:581:G:OP1	15:QO:65:ARG:NH1	2.28	0.62
24:RA:1035:G:OP2	48:R3:11:SER:OG	2.16	0.62
17:XQ:66:SER:O	17:XQ:70:ARG:NH1	2.32	0.62
24:YA:2097:U:OP2	24:YA:2250:G:O2'	2.14	0.62
39:YU:92:ARG:NH1	40:YV:11:GLN:O	2.32	0.62
1:QA:266:G:H5'	1:QA:268:C:H41	1.65	0.62
1:QA:659:U:OP1	15:QO:9:GLN:NE2	2.32	0.62
24:RA:903:C:O2'	24:RA:904:C:OP1	2.16	0.62

Continued on next page...

Continued from previous page...

Atom-1	Atom-2	Interatomic distance (Å)	Clash overlap (Å)
27:RE:201:THR:HG22	27:RE:203:LYS:H	1.65	0.62
1:XA:261:U:OP2	20:XT:79:ARG:NH2	2.33	0.62
1:XA:1352:C:OP1	21:XU:3:LYS:NZ	2.33	0.62
24:YA:1993:A:OP2	26:YD:242:ARG:NH2	2.32	0.62
24:YA:2367:C:H1'	45:Y0:39:ARG:HH21	1.63	0.62
31:YI:117:GLU:HG2	31:YI:118:LYS:HG2	1.82	0.62
22:XV:1:C:H2'	22:XV:2:G:H8	1.65	0.62
24:YA:2404:A:H2	24:YA:2436:C:H42	1.48	0.62
30:YH:46:GLU:HB2	30:YH:49:VAL:HG12	1.82	0.62
16:QP:1:MET:SD	16:QP:3:LYS:NZ	2.66	0.61
24:RA:651:U:H5"	24:RA:652:A:H5'	1.82	0.61
24:RA:2123:G:H2'	24:RA:2124:U:C2	2.34	0.61
35:RQ:83:MET:HB2	45:R0:7:LEU:HD23	1.81	0.61
1:XA:978:A:OP2	1:XA:1362(B):C:N4	2.33	0.61
1:XA:1238:A:N6	1:XA:1301:U:N3	2.38	0.61
24:YA:2297:C:H5	51:Y6:6:ARG:HH12	1.48	0.61
26:YD:71:ASP:OD2	26:YD:103:ARG:NH2	2.33	0.61
48:Y3:18:ASP:OD1	48:Y3:18:ASP:N	2.33	0.61
11:QK:43:SER:OG	11:QK:44:SER:N	2.34	0.61
17:QQ:41:LYS:NZ	17:QQ:88:TYR:OH	2.33	0.61
24:RA:1042:A:OP2	39:RU:92:ARG:NH2	2.33	0.61
30:RH:70:THR:O	30:RH:74:ASN:ND2	2.33	0.61
9:XI:2:GLU:HG3	9:XI:3:GLN:HG2	1.80	0.61
12:XL:27:LEU:O	12:XL:33:ARG:NH2	2.33	0.61
24:RA:1072:U:H1'	24:RA:1073:A:H5"	1.81	0.61
24:YA:140:A:H8	24:YA:1641:G:H21	1.46	0.61
24:YA:2801:C:OP1	27:YE:61:ARG:NH2	2.34	0.61
33:YO:80:ASP:OD2	38:YT:64:ARG:NH2	2.33	0.61
6:QF:2:ARG:NH1	6:QF:3:ARG:O	2.34	0.61
9:XI:111:ARG:NH1	9:XI:112:LYS:O	2.33	0.61
37:YS:93:LYS:HG2	37:YS:95:HIS:HB2	1.81	0.61
24:RA:1115:A:H2'	24:RA:1119:A:H62	1.65	0.61
24:RA:1310:G:OP1	50:R5:19:ARG:NH2	2.33	0.61
5:XE:100:VAL:O	5:XE:107:ARG:NH2	2.34	0.61
24:YA:312:C:H2'	24:YA:313:A:H8	1.65	0.61
24:YA:1627:A:H5"	24:YA:1628:G:C8	2.36	0.61
46:Y1:87:PRO:HA	46:Y1:90:ILE:HG22	1.83	0.61
1:QA:578:C:O2'	1:QA:728:A:N3	2.28	0.61
19:QS:36:ARG:NH2	19:QS:75:ALA:O	2.34	0.61
22:QV:9:G:O2'	22:QV:10:G:N7	2.34	0.61
24:RA:2240:G:OP1	26:RD:261:LYS:NZ	2.30	0.61

Continued on next page...

Continued from previous page...

Atom-1	Atom-2	Interatomic distance (Å)	Clash overlap (Å)
6:XF:30:LEU:HB3	6:XF:35:ALA:HB3	1.82	0.61
12:XL:60:LEU:HD12	12:XL:62:SER:H	1.65	0.61
27:YE:116:VAL:HG22	27:YE:157:ALA:HB2	1.82	0.61
1:QA:1297:C:O2	7:QG:114:ARG:NH1	2.34	0.61
1:XA:1446:A:O2'	1:XA:1447:G:O5'	2.15	0.61
1:QA:666:G:N2	1:QA:740:U:O2	2.32	0.61
1:QA:1124:G:H3'	1:QA:1145:C:H42	1.66	0.61
8:QH:14:ARG:HE	8:QH:83:ILE:HG23	1.65	0.61
24:RA:1269:G:N2	24:RA:1272:A:OP2	2.30	0.61
24:RA:2318:C:N4	29:RG:42:GLY:O	2.33	0.61
1:XA:243:A:H4'	1:XA:244:U:O5'	2.01	0.61
1:QA:544:G:OP1	4:QD:59:ARG:NH2	2.33	0.61
1:QA:831:U:H3	1:QA:855:G:H1	1.49	0.61
3:QC:9:GLY:HA3	14:QN:49:HIS:HA	1.82	0.61
22:QV:36:G:H1	23:QX:16:C:H42	1.49	0.61
24:RA:597:C:O2	27:RE:145:LYS:NZ	2.34	0.60
24:RA:829:A:O2'	26:RD:225:ALA:O	2.19	0.60
1:XA:1305:G:O2'	1:XA:1332:A:N6	2.34	0.60
24:RA:892:G:O2'	24:RA:894:U:O4	2.19	0.60
53:Y8:6:THR:OG1	53:Y8:8:LYS:NZ	2.34	0.60
24:RA:441:C:O2	24:RA:1895:U:O2'	2.19	0.60
38:RT:135:ALA:HA	38:RT:137:LYS:HG2	1.83	0.60
1:XA:619:U:N3	4:XD:134:ASP:OD1	2.31	0.60
1:XA:924:C:O2'	1:XA:1502:A:N6	2.34	0.60
2:XB:82:ARG:NH1	2:XB:92:TYR:OH	2.34	0.60
13:XM:81:LEU:HD11	13:XM:88:ARG:HB3	1.83	0.60
24:YA:2860:A:N7	24:YA:2878:A:O2'	2.27	0.60
7:QG:77:SER:HA	7:QG:85:TYR:O	2.02	0.60
16:QP:3:LYS:O	16:QP:21:VAL:HA	2.02	0.60
13:XM:3:ARG:HG3	13:XM:9:ILE:HD13	1.84	0.60
24:YA:1378:G:N2	24:YA:1655:A:O2'	2.34	0.60
4:QD:4:TYR:OH	4:QD:10:ARG:NH2	2.35	0.60
24:RA:324:A:OP1	43:RY:86:ARG:NH2	2.34	0.60
24:RA:332:G:C8	24:RA:526:A:H1'	2.36	0.60
24:RA:1846:A:OP2	26:RD:54:ARG:NH2	2.34	0.60
28:RF:134:GLY:H	28:RF:162:LEU:HD22	1.67	0.60
30:RH:152:ARG:HG2	30:RH:153:LYS:HD3	1.82	0.60
54:R9:25:VAL:HB	54:R9:34:GLN:HB2	1.82	0.60
1:XA:359:U:P	1:XA:359:U:H3'	2.41	0.60
1:XA:659:U:OP1	15:XO:8:LYS:NZ	2.34	0.60
1:QA:1399:C:N3	1:QA:1502:A:N6	2.49	0.60

Continued on next page...

Continued from previous page...

Atom-1	Atom-2	Interatomic distance (Å)	Clash overlap (Å)
3:QC:134:ILE:HG23	3:QC:151:VAL:HB	1.83	0.60
8:XH:51:VAL:HG21	8:XH:60:ARG:HG3	1.83	0.60
24:YA:1736:A:H62	24:YA:1745:A:H2	1.50	0.60
24:YA:2517:G:N7	50:Y5:3:LYS:NZ	2.48	0.60
1:QA:278:G:N7	17:QQ:92:ARG:NH1	2.50	0.60
24:RA:354:A:C2	24:RA:1255:A:H2'	2.32	0.60
46:R1:83:GLU:HG2	46:R1:85:LEU:H	1.66	0.60
2:XB:76:GLN:NE2	2:XB:206:ASP:OD1	2.34	0.60
24:YA:238:C:O2	53:Y8:12:LYS:NZ	2.28	0.60
24:YA:1991:A:O2'	24:YA:1994:A:N3	2.29	0.60
32:YN:58:ASP:OD1	32:YN:58:ASP:N	2.35	0.60
37:YS:11:LYS:HG3	37:YS:91:PRO:HD3	1.82	0.60
1:QA:1522:U:H2'	1:QA:1523:G:H8	1.67	0.60
1:QA:1528:U:HO2'	1:QA:1529:G:P	2.23	0.60
31:RI:82:ARG:HD3	31:RI:146:ALA:HB3	1.84	0.60
47:R2:4:SER:OG	47:R2:5:GLU:N	2.33	0.60
1:XA:539:A:H2'	1:XA:540:G:C8	2.37	0.60
21:XU:6:ARG:HD3	21:XU:15:ARG:HH12	1.66	0.60
54:Y9:27:CYS:SG	54:Y9:28:GLU:N	2.74	0.60
1:QA:1286:A:H2'	1:QA:1287:A:H4'	1.84	0.60
29:RG:32:PRO:HB2	29:RG:172:LEU:HD13	1.83	0.60
33:RO:80:ASP:OD2	38:RT:64:ARG:NH2	2.35	0.60
34:RP:52:GLU:OE1	34:RP:55:ARG:NH1	2.34	0.60
1:XA:1238:A:N7	1:XA:1301:U:O4	2.35	0.60
1:QA:689:C:OP2	11:QK:55:LYS:NZ	2.34	0.60
1:QA:878:G:H5'	8:QH:89:PRO:HG2	1.84	0.60
2:QB:87:ARG:NH1	2:QB:220:ASP:OD1	2.34	0.60
3:QC:63:ASN:HA	3:QC:98:ASN:HB2	1.84	0.60
24:RA:1072:U:H4'	24:RA:1073:A:OP1	2.02	0.60
25:RB:37:C:O2	37:RS:95:HIS:NE2	2.35	0.60
52:R7:10:ARG:HE	52:R7:14:LYS:HD2	1.67	0.60
1:XA:279:A:OP1	1:XA:280:C:O2'	2.15	0.60
7:XG:60:LYS:HD3	7:XG:63:LYS:HB3	1.83	0.60
15:XO:82:ILE:HB	15:XO:87:ILE:HB	1.83	0.60
1:QA:244:U:OP2	17:QQ:100:LYS:NZ	2.34	0.59
34:YP:87:ASP:O	34:YP:90:ARG:NH1	2.35	0.59
24:YA:1209:G:OP1	40:YV:24:LYS:NZ	2.30	0.59
24:YA:1269:G:N2	24:YA:1272:A:OP2	2.29	0.59
1:QA:1414:U:H2'	1:QA:1415:G:H8	1.67	0.59
11:QK:51:LYS:HA	11:QK:55:LYS:HE2	1.84	0.59
11:QK:86:GLY:O	11:QK:91:ARG:NH1	2.35	0.59

Continued on next page...

Continued from previous page...

Atom-1	Atom-2	Interatomic distance (Å)	Clash overlap (Å)
22:QV:20:G:N3	22:QV:57:G:N2	2.51	0.59
24:RA:345:G:O2'	24:RA:364:A:N3	2.35	0.59
29:RG:145:THR:HG22	29:RG:148:MET:HE3	1.84	0.59
1:XA:1454:G:OP1	20:XT:39:LYS:NZ	2.35	0.59
9:XI:3:GLN:OE1	9:XI:20:ARG:NH2	2.34	0.59
1:QA:1047:G:OP1	14:QN:4:LYS:NZ	2.29	0.59
1:QA:1200:C:O2'	1:QA:1201:A:OP2	2.18	0.59
5:QE:79:GLU:O	8:QH:104:ARG:NH1	2.34	0.59
5:QE:100:VAL:O	5:QE:107:ARG:NH2	2.34	0.59
24:RA:140:A:H8	24:RA:1641:G:H21	1.50	0.59
24:RA:211:A:H3'	24:RA:448:U:H5'	1.84	0.59
24:RA:865:G:N1	24:RA:1233:U:OP2	2.28	0.59
1:XA:28:G:O2'	1:XA:296:U:OP1	2.19	0.59
2:XB:208:ILE:HA	2:XB:211:ILE:HD12	1.84	0.59
11:XK:18:ARG:NH2	11:XK:35:PRO:O	2.36	0.59
24:YA:2065:C:OP1	24:YA:2790:G:O2'	2.17	0.59
1:QA:437:U:O2	4:QD:119:GLN:NE2	2.36	0.59
1:QA:1356:G:H2'	1:QA:1357:A:C8	2.38	0.59
18:QR:33:ASP:OD2	18:QR:36:ASN:ND2	2.35	0.59
24:RA:232:U:OP2	53:R8:8:LYS:NZ	2.30	0.59
24:RA:1058:U:OP1	39:RU:75:ASN:ND2	2.35	0.59
24:RA:2518:U:OP2	24:RA:2588:G:N1	2.31	0.59
26:RD:16:MET:HE3	26:RD:211:ARG:HD2	1.85	0.59
16:XP:18:ARG:NH1	16:XP:32:TYR:OH	2.35	0.59
24:YA:1001:G:OP2	35:YQ:14:ARG:NH2	2.35	0.59
44:YZ:45:ASP:OD1	44:YZ:49:ARG:NH1	2.36	0.59
51:Y6:3:SER:OG	51:Y6:4:GLU:N	2.35	0.59
1:QA:642:A:N3	8:QH:113:SER:OG	2.34	0.59
24:RA:2340:A:H2'	24:RA:2341:G:C8	2.37	0.59
26:RD:2:ALA:N	26:RD:200:ASP:OD2	2.36	0.59
1:XA:1459:C:OP1	20:XT:27:LYS:NZ	2.35	0.59
24:YA:388:A:H2'	24:YA:389:G:H8	1.67	0.59
24:YA:1405:A:OP2	24:YA:1417:G:N1	2.30	0.59
24:RA:2297:C:OP2	51:R6:6:ARG:NH2	2.31	0.59
1:XA:1157:A:N7	1:XA:1178:G:N2	2.50	0.59
24:YA:1961:U:OP1	24:YA:2616:U:O2'	2.20	0.59
51:Y6:3:SER:HB3	51:Y6:6:ARG:HB3	1.85	0.59
24:RA:2297:C:H5	51:R6:6:ARG:HH12	1.50	0.59
24:RA:2359:C:O2'	51:R6:21:TYR:OH	2.21	0.59
31:RI:79:ILE:HB	31:RI:142:VAL:HG23	1.84	0.59
48:R3:6:VAL:HG12	48:R3:56:VAL:HG12	1.83	0.59

Continued on next page...

Continued from previous page...

Atom-1	Atom-2	Interatomic distance (Å)	Clash overlap (Å)
49:R4:16:CYS:SG	49:R4:17:GLY:N	2.76	0.59
24:YA:616:G:H4'	53:Y8:61:LEU:HD13	1.84	0.59
28:YF:185:ASP:OD1	28:YF:188:ARG:NH1	2.35	0.59
1:QA:346:G:H1'	1:QA:347:G:H5'	1.85	0.59
1:QA:689:C:H3'	1:QA:690:G:H21	1.68	0.59
1:QA:1277:C:HO2'	1:QA:1279:A:H8	1.51	0.59
2:QB:84:GLU:OE1	2:QB:87:ARG:NH2	2.36	0.59
24:RA:238:C:OP2	24:RA:2406:C:O2'	2.20	0.59
24:RA:592:U:O2'	24:RA:1029:A:N1	2.32	0.59
46:R1:65:SER:HG	46:R1:66:HIS:HD1	1.48	0.59
50:R5:16:ARG:NH1	50:R5:17:ASP:OD1	2.35	0.59
2:XB:30:ARG:NH2	2:XB:195:ASP:OD1	2.36	0.59
2:XB:185:ILE:HG22	2:XB:199:TYR:HB2	1.85	0.59
24:YA:2801:C:O2'	24:YA:2819:A:N3	2.35	0.59
1:QA:677:U:O2	1:QA:777:A:O2'	2.21	0.59
24:RA:24:G:O2'	41:RW:78:GLU:O	2.20	0.59
24:RA:1289:G:O2'	34:RP:7:ARG:NH2	2.34	0.59
26:RD:17:THR:HB	26:RD:205:VAL:H	1.68	0.59
1:XA:662:G:O2'	1:XA:836:G:OP1	2.20	0.59
1:XA:701:C:OP1	1:XA:702:A:O2'	2.15	0.59
11:XK:33:THR:HA	11:XK:39:PRO:HA	1.85	0.59
12:XL:114:LYS:O	12:XL:117:ARG:NH1	2.36	0.59
25:YB:93:C:OP1	44:YZ:80:ARG:NH2	2.36	0.59
17:QQ:90:ILE:O	17:QQ:94:ASN:ND2	2.36	0.58
20:XT:100:ILE:HG23	20:XT:102:GLY:H	1.68	0.58
37:YS:81:GLY:O	37:YS:83:LYS:NZ	2.35	0.58
1:QA:811:C:O2'	1:QA:901:A:N1	2.37	0.58
8:QH:21:LYS:O	8:QH:65:TYR:OH	2.21	0.58
38:YT:20:PRO:HD2	38:YT:86:ILE:HG23	1.83	0.58
24:RA:66:U:H3	24:RA:73:A:H2	1.49	0.58
30:RH:101:ARG:NH2	30:RH:121:ILE:O	2.36	0.58
3:XC:93:LYS:HE2	3:XC:94:LEU:HD23	1.86	0.58
36:YR:75:LEU:HA	36:YR:78:LYS:HB3	1.83	0.58
1:QA:1441:G:N2	1:QA:1460:A:H62	2.01	0.58
1:XA:191(G):G:O2'	20:XT:101:GLY:O	2.20	0.58
4:XD:105:VAL:HG13	4:XD:110:PHE:HB2	1.84	0.58
24:YA:2622:C:H4'	24:YA:2623:U:OP2	2.03	0.58
33:YO:107:ARG:NH1	38:YT:36:GLU:OE1	2.37	0.58
24:RA:1847:G:O6	26:RD:35:LYS:NZ	2.32	0.58
24:RA:2858:G:O2'	24:RA:2877:G:N2	2.37	0.58
24:YA:673:G:O2'	24:YA:2363:G:OP1	2.21	0.58

Continued on next page...

Continued from previous page...

Atom-1	Atom-2	Interatomic distance (Å)	Clash overlap (Å)
38:YT:16:ARG:NH2	38:YT:83:ILE:O	2.36	0.58
38:YT:124:ASP:N	38:YT:124:ASP:OD1	2.36	0.58
1:QA:410:G:N2	1:QA:432:A:H62	2.00	0.58
1:QA:1280:A:H5"	10:QJ:40:LEU:HD23	1.84	0.58
24:RA:1065:U:H3	24:RA:1188:A:H62	1.48	0.58
7:XG:28:ASN:OD1	7:XG:36:LYS:NZ	2.34	0.58
24:YA:2414:C:H1'	24:YA:2415:C:H5	1.67	0.58
24:YA:2639:G:N2	24:YA:2790:G:OP1	2.35	0.58
28:YF:198:ALA:HA	28:YF:201:VAL:HG12	1.84	0.58
1:QA:559:A:H4'	1:QA:560:U:H3'	1.86	0.58
1:QA:1376:U:OP1	7:QG:94:ARG:NH1	2.37	0.58
24:YA:1155:C:O2'	24:YA:1156:G:OP1	2.19	0.58
24:YA:2132:G:O2'	24:YA:2133:C:O4'	2.20	0.58
25:YB:37:C:O2	37:YS:95:HIS:NE2	2.35	0.58
50:Y5:16:ARG:NH1	50:Y5:17:ASP:OD1	2.35	0.58
36:RR:56:LYS:NZ	36:RR:90:ARG:O	2.37	0.58
1:XA:62:U:H3	1:XA:105:G:H1	1.51	0.58
24:YA:115:G:OP2	24:YA:117:A:O2'	2.20	0.58
24:YA:484:G:O2'	24:YA:495:G:O6	2.20	0.58
18:QR:70:ILE:O	18:QR:74:ARG:HB2	2.04	0.58
24:RA:2367:C:H1'	45:R0:39:ARG:HH21	1.69	0.58
24:RA:2453:C:OP2	24:RA:2598:C:O2'	2.21	0.58
1:XA:664:G:H22	1:XA:741:G:H1	1.51	0.58
1:XA:1450:U:O2'	1:XA:1451:A:N7	2.36	0.58
35:YQ:122:GLY:HA2	35:YQ:125:LEU:HD12	1.86	0.58
1:QA:28:G:O2'	1:QA:296:U:OP1	2.21	0.58
1:QA:946:A:H2'	1:QA:947:G:C8	2.39	0.58
24:RA:1481:G:N2	24:RA:1524:A:O2'	2.36	0.58
1:XA:1347:G:N2	1:XA:1374:A:OP2	2.36	0.58
4:XD:209:ARG:NH1	4:XD:209:ARG:O	2.37	0.58
24:YA:2211:U:H2'	24:YA:2212:G:C8	2.39	0.58
1:QA:765:G:N2	1:QA:813:U:OP2	2.30	0.57
1:QA:1095:U:OP1	1:QA:1108:G:N2	2.27	0.57
24:RA:1109:G:OP1	24:RA:1111:U:O2'	2.18	0.57
13:XM:49:THR:HG22	13:XM:51:ALA:H	1.69	0.57
24:YA:662:A:OP1	34:YP:133:SER:OG	2.18	0.57
35:YQ:31:ASP:OD1	35:YQ:134:ARG:NH1	2.33	0.57
38:YT:124:ASP:O	38:YT:128:GLU:N	2.36	0.57
1:QA:973:G:O6	1:QA:974:A:N6	2.37	0.57
3:QC:184:TYR:HA	3:QC:200:ALA:O	2.03	0.57
19:QS:36:ARG:NH2	19:QS:72:GLY:O	2.38	0.57

Continued on next page...

Continued from previous page...

Atom-1	Atom-2	Interatomic distance (Å)	Clash overlap (Å)
22:QV:58:A:O2'	22:QV:60:U:OP2	2.14	0.57
24:RA:208:G:N3	24:RA:223:C:O2'	2.36	0.57
24:RA:241:G:OP2	34:RP:50:ARG:NH2	2.29	0.57
24:RA:2533:C:O2'	24:RA:2576:A:N3	2.34	0.57
44:YZ:119:GLU:OE2	44:YZ:122:ARG:NH1	2.37	0.57
24:RA:2148:A:H4'	24:RA:2149:G:O5'	2.05	0.57
5:XE:102:ALA:HB1	5:XE:106:PRO:HG2	1.85	0.57
24:YA:1176:U:O2'	24:YA:1177:G:O5'	2.19	0.57
24:YA:2318:C:N4	29:YG:42:GLY:O	2.37	0.57
1:QA:128:G:O2'	17:QQ:3:LYS:NZ	2.37	0.57
1:QA:684:A:O2'	11:QK:39:PRO:O	2.20	0.57
1:QA:742:G:OP2	15:QO:35:ARG:NH2	2.35	0.57
24:RA:2339:A:H2'	24:RA:2340:A:C8	2.39	0.57
24:RA:2404:A:H2	24:RA:2436:C:H42	1.50	0.57
37:RS:34:HIS:ND1	37:RS:53:SER:OG	2.31	0.57
1:XA:152:A:N6	1:XA:169:C:C4	2.73	0.57
29:YG:74:LYS:O	29:YG:84:LYS:NZ	2.37	0.57
32:YN:25:ARG:O	32:YN:29:LYS:NZ	2.37	0.57
5:QE:153:LYS:HE2	5:QE:155:GLU:HB3	1.86	0.57
24:RA:1132:A:O2'	24:RA:1149:A:N1	2.36	0.57
30:RH:106:THR:HG22	30:RH:112:PRO:HB3	1.86	0.57
1:XA:624:C:H4'	16:XP:10:GLY:HA2	1.87	0.57
24:YA:2859:U:OP2	38:YT:95:ARG:NH1	2.38	0.57
44:YZ:19:ARG:NH1	44:YZ:84:GLU:O	2.37	0.57
24:RA:184:A:OP1	34:RP:46:LYS:NZ	2.31	0.57
24:RA:2054:G:H1'	27:RE:145:LYS:HD2	1.86	0.57
24:RA:2798:C:OP1	27:RE:41:LYS:NZ	2.34	0.57
39:RU:90:VAL:HG22	40:RV:38:LEU:HB3	1.86	0.57
1:XA:316:G:OP2	1:XA:351:G:O2'	2.15	0.57
1:XA:352:C:O2'	1:XA:354:G:OP1	2.15	0.57
8:XH:11:THR:HG22	8:XH:14:ARG:HH12	1.69	0.57
1:QA:411:A:H62	1:QA:413:G:H21	1.51	0.57
5:QE:153:LYS:HG3	5:QE:155:GLU:H	1.68	0.57
24:RA:722:A:N3	24:RA:2455:C:O2'	2.38	0.57
24:RA:1041:C:O2	32:RN:3:THR:OG1	2.23	0.57
4:XD:114:ARG:O	4:XD:118:ARG:N	2.36	0.57
24:YA:1052:C:O2'	32:YN:106:MET:O	2.23	0.57
24:RA:907:U:H2'	24:RA:908:A:H8	1.70	0.57
24:RA:2270:C:O2'	24:RA:2439:C:OP2	2.22	0.57
24:RA:2860:A:N7	24:RA:2878:A:O2'	2.33	0.57
1:XA:99:C:H2'	1:XA:101:A:C8	2.40	0.57

Continued on next page...

Continued from previous page...

Atom-1	Atom-2	Interatomic distance (Å)	Clash overlap (Å)
33:YO:76:ALA:HB3	38:YT:75:ILE:HD12	1.87	0.57
34:YP:62:LEU:O	53:Y8:13:ARG:NH1	2.38	0.57
8:QH:7:ALA:HB2	8:QH:85:ARG:HD3	1.86	0.57
24:RA:331:G:H21	24:RA:354:A:H62	1.52	0.57
24:YA:419:C:H5"	24:YA:436:C:H5"	1.86	0.57
24:YA:484:G:N2	24:YA:496:A:OP2	2.25	0.57
24:YA:1627:A:H3'	24:YA:1628:G:H8	1.70	0.57
28:YF:116:ASP:OD1	28:YF:119:ARG:NH2	2.38	0.57
1:QA:1422:G:O3'	33:RO:49:ARG:NH1	2.37	0.57
8:QH:106:GLY:O	8:QH:122:ARG:NH2	2.37	0.57
27:RE:176:ILE:HB	27:RE:181:LEU:HB2	1.87	0.57
7:XG:69:VAL:HG13	7:XG:100:ALA:HB1	1.87	0.57
24:YA:2120:U:O4	24:YA:2213:G:O6	2.23	0.57
45:Y0:27:GLU:HG3	45:Y0:68:GLU:HA	1.85	0.57
1:QA:1028(C):C:N4	1:QA:1032(B):G:O6	2.38	0.56
24:RA:210:A:H4'	24:RA:211:A:O5'	2.04	0.56
27:RE:128:SER:OG	27:RE:129:HIS:N	2.37	0.56
9:XI:48:GLU:O	9:XI:51:ARG:N	2.37	0.56
25:YB:48:A:H4'	37:YS:95:HIS:HD2	1.70	0.56
29:YG:67:LYS:HD3	49:Y4:5:ILE:HD12	1.85	0.56
1:QA:132:C:O3'	20:QT:74:LYS:NZ	2.38	0.56
6:QF:100:ASN:ND2	18:QR:23:LYS:O	2.33	0.56
24:RA:114:C:O2'	24:RA:124:A:N3	2.36	0.56
24:RA:484:G:N2	24:RA:496:A:OP2	2.36	0.56
24:RA:1588:G:O6	24:RA:1589:A:N6	2.38	0.56
30:RH:86:GLU:HB3	30:RH:165:ALA:H	1.70	0.56
24:YA:895:G:H2'	24:YA:896:A:C8	2.39	0.56
24:YA:964:A:N3	25:YB:80:U:O2'	2.36	0.56
24:YA:1501:U:O2'	24:YA:1502:G:N7	2.38	0.56
24:YA:2318:C:H3'	24:YA:2319:G:H5"	1.87	0.56
1:QA:1287:A:H2	1:QA:1353:G:H1'	1.69	0.56
2:QB:61:LEU:O	2:QB:65:GLY:N	2.36	0.56
12:QL:49:ASN:ND2	12:QL:92:ASP:OD2	2.38	0.56
13:QM:15:VAL:HG12	13:QM:45:VAL:HB	1.87	0.56
13:QM:47:ASP:N	13:QM:47:ASP:OD1	2.38	0.56
24:RA:1014:U:H2'	24:RA:1015:C:C6	2.41	0.56
24:RA:1291:G:OP1	34:RP:13:ASN:ND2	2.33	0.56
24:RA:2826:C:O2	24:RA:2893:A:O2'	2.23	0.56
24:RA:2901:A:H2'	24:RA:2902:G:O4'	2.06	0.56
27:RE:47:VAL:HG21	27:RE:86:PRO:HD2	1.86	0.56
44:RZ:108:PRO:HG3	44:RZ:141:VAL:HG22	1.88	0.56

Continued on next page...

Continued from previous page...

Atom-1	Atom-2	Interatomic distance (Å)	Clash overlap (Å)
1:XA:24:U:HO2'	1:XA:524:G:HO2'	1.53	0.56
1:XA:1236:A:H4'	1:XA:1304:G:H4'	1.87	0.56
1:XA:1356:G:H2'	1:XA:1357:A:C8	2.36	0.56
23:XX:6:G:H2'	23:XX:7:G:C8	2.40	0.56
24:YA:238:C:OP2	24:YA:2406:C:O2'	2.20	0.56
24:YA:331:G:H21	24:YA:354:A:H62	1.53	0.56
24:YA:1108:G:H2'	24:YA:1109:G:H8	1.69	0.56
24:YA:2479:C:OP1	54:Y9:6:SER:OG	2.20	0.56
1:QA:1386:G:H2'	1:QA:1387:G:H8	1.71	0.56
12:QL:60:LEU:HD12	12:QL:62:SER:H	1.71	0.56
48:R3:40:THR:HB	48:R3:43:ILE:HG12	1.86	0.56
1:XA:243:A:H4'	1:XA:244:U:H3'	1.87	0.56
19:XS:3:ARG:NH1	19:XS:8:GLY:O	2.37	0.56
1:QA:1079:G:O2'	5:QE:14:ARG:NH2	2.38	0.56
1:QA:1147:C:O2	9:QI:16:ARG:NH2	2.39	0.56
17:QQ:7:THR:HG22	17:QQ:58:GLU:HG2	1.87	0.56
1:XA:606:G:H22	1:XA:631:G:H5"	1.71	0.56
2:XB:95:GLN:HA	2:XB:96:ARG:HH21	1.70	0.56
2:XB:135:GLN:HB3	2:XB:139:LYS:HE3	1.87	0.56
3:XC:150:LYS:HD3	3:XC:152:ILE:HD11	1.87	0.56
24:YA:1449:C:H5"	24:YA:1518:A:H1'	1.87	0.56
24:YA:1896:G:H5'	24:YA:1897:C:OP2	2.05	0.56
29:YG:161:THR:HG22	29:YG:163:ALA:H	1.70	0.56
35:YQ:32:TYR:OH	35:YQ:111:GLU:OE1	2.24	0.56
1:QA:714:G:H2'	1:QA:715:A:C8	2.39	0.56
35:RQ:134:ARG:HH22	44:RZ:122:ARG:HH21	1.54	0.56
7:XG:5:ARG:HH21	7:XG:6:ARG:HB2	1.69	0.56
24:YA:441:C:O2	24:YA:1895:U:O2'	2.22	0.56
24:YA:1033:G:O2'	24:YA:1046:A:N3	2.36	0.56
24:YA:2052:A:H4'	24:YA:2053:A:H8	1.70	0.56
1:QA:243:A:H4'	1:QA:244:U:O5'	2.04	0.56
1:QA:409:G:OP1	4:QD:24:GLU:N	2.35	0.56
24:RA:137:G:N2	42:RX:44:GLU:OE1	2.35	0.56
24:RA:616:G:H4'	53:R8:61:LEU:HD13	1.87	0.56
24:RA:2559:U:O2	33:RO:23:ARG:NH2	2.38	0.56
1:XA:881:G:OP2	12:XL:12:ARG:NH2	2.39	0.56
24:YA:1604:C:OP2	24:YA:1605:A:O2'	2.19	0.56
24:YA:2203:G:H2'	24:YA:2204:G:C8	2.40	0.56
1:QA:56:U:H2'	1:QA:57:G:H8	1.70	0.56
1:QA:410:G:H3'	4:QD:25:ARG:HH12	1.70	0.56
1:QA:547:A:OP1	4:QD:73:ARG:NH2	2.39	0.56

Continued on next page...

Continued from previous page...

Atom-1	Atom-2	Interatomic distance (Å)	Clash overlap (Å)
3:QC:19:GLU:O	3:QC:40:ARG:NH2	2.39	0.56
4:QD:47:ARG:HB3	4:QD:49:ARG:HH21	1.71	0.56
9:QI:13:ALA:HB2	9:QI:68:GLY:HA3	1.87	0.56
24:RA:1087:C:H42	24:RA:1160:G:H1	1.54	0.56
24:RA:2073:A:H5'	24:RA:2590:G:O4'	2.05	0.56
24:RA:2877:G:HO2'	24:RA:2878:A:H8	1.53	0.56
33:RO:71:ARG:HB3	33:RO:73:ASP:OD1	2.05	0.56
13:XM:60:VAL:HG22	13:XM:66:LEU:HD11	1.86	0.56
28:YF:122:LYS:NZ	28:YF:152:GLU:OE2	2.39	0.56
1:QA:359:U:H2'	1:QA:360:A:H8	1.70	0.56
3:QC:88:ARG:HA	3:QC:91:LEU:HD12	1.88	0.56
9:QI:21:PRO:HA	9:QI:59:PHE:HA	1.87	0.56
24:RA:98:U:O4	43:RY:8:LYS:NZ	2.39	0.56
24:RA:1714:G:H8	24:RA:1714:G:OP2	1.88	0.56
24:RA:1736:A:H62	24:RA:1745:A:H2	1.54	0.56
24:RA:2760:G:OP1	30:RH:138:LYS:NZ	2.33	0.56
26:RD:146:GLU:HB2	26:RD:189:CYS:HB3	1.86	0.56
26:RD:153:ALA:O	26:RD:157:ARG:NH1	2.39	0.56
24:YA:904:C:OP2	45:Y0:77:ARG:NH2	2.39	0.56
24:YA:1927:C:H3'	24:YA:1952:G:C8	2.40	0.56
24:YA:2669:A:O2'	30:YH:160:LYS:NZ	2.39	0.56
10:QJ:28:ARG:NH1	10:QJ:34:VAL:O	2.36	0.56
24:RA:1001:G:OP2	35:RQ:14:ARG:NH2	2.39	0.56
24:RA:1068:G:N2	24:RA:1069:U:O4	2.38	0.56
25:RB:27:C:H4'	37:RS:54:LEU:HD11	1.87	0.56
33:RO:68:GLU:HG3	33:RO:78:ARG:HD3	1.88	0.56
38:RT:16:ARG:HH21	38:RT:19:LEU:HD21	1.71	0.56
44:RZ:45:ASP:OD1	44:RZ:49:ARG:NE	2.39	0.56
45:R0:70:GLN:OE1	45:R0:80:HIS:NE2	2.38	0.56
1:XA:359:U:OP2	1:XA:359:U:H3'	2.06	0.56
1:XA:875:C:O2'	8:XH:14:ARG:NH1	2.39	0.56
1:XA:1291:G:H4'	9:XI:39:GLY:HA3	1.89	0.56
2:XB:19:HIS:HB3	2:XB:20:GLU:HG2	1.87	0.56
9:XI:9:ARG:HB3	9:XI:104:ARG:HH21	1.70	0.56
26:YD:72:LYS:HG3	26:YD:103:ARG:HH21	1.71	0.56
26:YD:108:PRO:HG2	26:YD:111:LEU:HG	1.88	0.56
1:QA:1123:A:H4'	10:QJ:36:GLY:HA3	1.88	0.55
24:RA:2136:A:C2	24:RA:2139:A:H5"	2.40	0.55
1:XA:148:G:H2'	1:XA:149:A:C8	2.41	0.55
1:XA:547:A:OP1	4:XD:73:ARG:NH2	2.39	0.55
1:XA:1316:G:N2	1:XA:1319:A:OP2	2.38	0.55

Continued on next page...

Continued from previous page...

Atom-1	Atom-2	Interatomic distance (Å)	Clash overlap (Å)
1:QA:1373:G:H5'	7:QG:36:LYS:HG2	1.88	0.55
17:QQ:83:ASP:N	17:QQ:83:ASP:OD1	2.38	0.55
24:RA:1117:G:N2	24:RA:1135:G:O6	2.38	0.55
24:RA:1449:C:H5"	24:RA:1518:A:H1'	1.86	0.55
24:RA:2818:U:C2	24:RA:2901:A:C6	2.92	0.55
1:XA:642:A:N3	8:XH:113:SER:OG	2.39	0.55
2:XB:136:VAL:HA	2:XB:139:LYS:HD2	1.88	0.55
24:YA:82:G:H1	24:YA:100:G:HO2'	1.52	0.55
45:Y0:20:ARG:O	45:Y0:24:LYS:NZ	2.37	0.55
3:XC:35:GLU:OE1	3:XC:59:ARG:NH2	2.37	0.55
24:YA:1686:U:H2'	24:YA:1687:C:H5"	1.89	0.55
24:YA:1830:G:H8	26:YD:181:GLU:OE1	1.88	0.55
24:RA:2377:G:N7	53:R8:39:LYS:NZ	2.55	0.55
43:RY:47:LYS:NZ	43:RY:48:ALA:O	2.35	0.55
9:XI:13:ALA:HB2	9:XI:68:GLY:HA3	1.89	0.55
10:XJ:78:ASN:O	10:XJ:81:THR:OG1	2.24	0.55
24:YA:360:C:HO2'	43:YY:35:TYR:HH	1.52	0.55
24:YA:1289:G:O2'	34:YP:7:ARG:NH2	2.40	0.55
1:QA:1240:U:O4	7:QG:109:ASN:ND2	2.39	0.55
20:QT:89:ARG:NH2	20:QT:105:SER:O	2.38	0.55
38:RT:16:ARG:NH2	38:RT:18:ASP:OD2	2.40	0.55
1:XA:624:C:H2'	1:XA:625:G:H8	1.71	0.55
24:YA:85:C:H4'	24:YA:102:U:H1'	1.87	0.55
24:YA:2034:G:OP1	41:YW:11:ARG:NH2	2.38	0.55
1:QA:346:G:OP1	38:RT:41:ARG:NH1	2.33	0.55
5:QE:81:GLU:OE1	8:QH:104:ARG:NH2	2.38	0.55
1:XA:132:C:O3'	20:XT:74:LYS:NZ	2.39	0.55
1:XA:973:G:H3'	1:XA:974:A:H5"	1.88	0.55
1:XA:1251:A:N3	1:XA:1369:C:O2'	2.32	0.55
2:XB:11:LEU:O	2:XB:16:HIS:ND1	2.39	0.55
24:YA:596:G:N1	24:YA:2053:A:OP2	2.25	0.55
1:QA:439:A:OP2	1:QA:493:G:N1	2.24	0.55
1:QA:1009:G:O6	1:QA:1020:U:O4	2.25	0.55
2:QB:63:MET:HG3	2:QB:225:ALA:HB1	1.88	0.55
24:RA:1132:A:OP1	24:RA:1150:C:O2'	2.23	0.55
33:RO:13:ASN:HD21	33:RO:96:THR:HG1	1.55	0.55
44:RZ:132:ASN:ND2	44:RZ:159:PRO:O	2.39	0.55
47:R2:20:GLU:HA	47:R2:23:LYS:HG3	1.88	0.55
1:XA:1071:C:H2'	1:XA:1072:G:H8	1.72	0.55
2:XB:32:ILE:HD11	2:XB:40:HIS:HB3	1.89	0.55
24:YA:278:G:H1'	46:Y1:78:LYS:HD3	1.89	0.55

Continued on next page...

Continued from previous page...

Atom-1	Atom-2	Interatomic distance (Å)	Clash overlap (Å)
1:QA:150:C:H42	1:QA:171:A:H62	1.54	0.55
1:QA:321:A:N6	1:QA:329:A:OP2	2.38	0.55
1:QA:1316:G:H4'	14:QN:18:VAL:HG11	1.88	0.55
10:QJ:61:GLU:OE2	14:QN:45:ARG:NE	2.40	0.55
24:RA:1003:U:OP2	35:RQ:14:ARG:NH1	2.40	0.55
9:XI:22:GLY:HA3	9:XI:60:ASP:HB2	1.87	0.55
1:QA:782:A:H62	1:QA:800:G:H21	1.54	0.55
24:RA:1039:G:OP1	39:RU:50:ARG:NH2	2.38	0.55
24:YA:2299:A:H62	24:YA:2356:U:H3	1.54	0.55
24:YA:2416:C:O3'	34:YP:77:ARG:NH2	2.40	0.55
42:YX:27:THR:HG23	42:YX:80:ILE:HG13	1.88	0.55
1:QA:359:U:H2'	1:QA:360:A:C8	2.41	0.55
1:QA:1305:G:N2	1:QA:1332:A:OP2	2.38	0.55
2:QB:9:GLU:HA	2:QB:12:GLU:HB2	1.88	0.55
12:QL:114:LYS:O	12:QL:117:ARG:NH1	2.39	0.55
22:QV:34:C:H2'	22:QV:35:G:H8	1.72	0.55
24:RA:1047:A:H62	24:RA:1200:G:H21	1.53	0.55
24:RA:2013:U:H2'	24:RA:2014:G:H5"	1.89	0.55
1:QA:1328:C:OP1	21:QU:21:TYR:OH	2.22	0.54
1:XA:1255:G:O2'	1:XA:1258:G:N3	2.36	0.54
3:XC:17:ASP:O	3:XC:54:ARG:NH2	2.40	0.54
24:YA:2885:C:O2'	38:YT:2:ASN:OD1	2.24	0.54
30:YH:51:ARG:HB3	30:YH:51:ARG:HH11	1.72	0.54
6:QF:3:ARG:HA	6:QF:65:VAL:O	2.08	0.54
8:QH:121:ASP:N	8:QH:121:ASP:OD1	2.37	0.54
20:QT:14:LYS:HA	20:QT:17:ARG:HE	1.72	0.54
30:RH:56:SER:OG	30:RH:57:ASP:N	2.38	0.54
30:RH:84:SER:OG	30:RH:85:LYS:N	2.37	0.54
31:RI:78:THR:HG22	31:RI:141:LYS:HE3	1.88	0.54
4:XD:187:ARG:NH1	4:XD:188:LEU:O	2.40	0.54
22:XV:2:G:H2'	22:XV:3:G:H8	1.72	0.54
53:Y8:22:VAL:HB	53:Y8:53:PRO:HB3	1.90	0.54
1:QA:1172:C:H2'	1:QA:1173:G:H8	1.72	0.54
1:QA:1304:G:OP1	21:QU:2:GLY:N	2.39	0.54
2:QB:6:THR:O	2:QB:217:ARG:NH1	2.38	0.54
3:QC:8:ILE:HG23	3:QC:16:ARG:HG2	1.89	0.54
10:QJ:48:THR:HG22	10:QJ:62:HIS:HB3	1.89	0.54
14:QN:24:CYS:SG	14:QN:25:VAL:N	2.79	0.54
35:RQ:28:ALA:N	35:RQ:105:GLU:OE2	2.39	0.54
1:XA:129(B):G:N2	1:XA:188:U:O2'	2.41	0.54
1:XA:1129:C:N4	1:XA:1134:G:O6	2.40	0.54

Continued on next page...

Continued from previous page...

Atom-1	Atom-2	Interatomic distance (Å)	Clash overlap (Å)
1:XA:1406:U:O2	1:XA:1517:G:N2	2.36	0.54
2:QB:20:GLU:OE1	2:QB:23:ARG:NH1	2.40	0.54
29:RG:170:ARG:NH2	29:RG:174:GLU:OE2	2.38	0.54
33:RO:2:ILE:HB	33:RO:33:ALA:HB3	1.89	0.54
1:QA:1510:U:H2'	1:QA:1511:G:C8	2.42	0.54
3:QC:128:PHE:HB3	3:QC:132:ARG:HH21	1.72	0.54
24:RA:606:G:OP2	39:RU:10:ARG:NH1	2.40	0.54
24:RA:655:G:OP1	53:R8:46:ARG:NH1	2.40	0.54
24:RA:1854:G:OP1	26:RD:54:ARG:NH1	2.40	0.54
1:XA:790:A:OP1	22:XV:38:A:O2'	2.24	0.54
1:XA:1336:C:O2	1:XA:1337:G:N1	2.41	0.54
24:YA:485:U:H2'	24:YA:486:A:H8	1.71	0.54
24:YA:600:G:O2'	24:YA:1300:A:OP1	2.26	0.54
27:YE:105:THR:OG1	27:YE:199:ARG:NH2	2.40	0.54
1:QA:701:C:H1'	1:QA:703:G:C6	2.43	0.54
1:QA:701:C:OP1	1:QA:702:A:O2'	2.20	0.54
24:RA:953:U:HO2'	35:RQ:101:ARG:HH22	1.53	0.54
1:XA:76:G:O6	1:XA:93:U:O4	2.25	0.54
13:XM:93:ARG:HG3	13:XM:94:ARG:HE	1.73	0.54
24:YA:721:G:H1'	28:YF:74:ARG:HD3	1.90	0.54
24:YA:831:A:OP2	24:YA:2601:A:OP1	2.26	0.54
24:YA:1361:C:O2'	24:YA:1438:A:N3	2.39	0.54
24:YA:1386:U:OP1	42:YX:16:LYS:NZ	2.41	0.54
1:QA:362:G:N2	1:QA:365:U:OP2	2.40	0.54
17:QQ:66:SER:OG	17:QQ:67:LYS:O	2.25	0.54
24:RA:1884:A:N3	24:RA:2245:U:O2'	2.33	0.54
25:RB:7:G:N3	37:RS:38:GLN:NE2	2.48	0.54
29:RG:60:LEU:HA	29:RG:63:ILE:HG12	1.90	0.54
50:R5:41:PRO:O	50:R5:44:THR:OG1	2.24	0.54
51:R6:3:SER:OG	51:R6:4:GLU:N	2.41	0.54
1:XA:677:U:H3	1:XA:713:G:H22	1.55	0.54
4:XD:99:SER:OG	4:XD:140:VAL:O	2.26	0.54
11:XK:34:ASP:OD1	11:XK:38:ASN:N	2.40	0.54
24:YA:209:G:O2'	24:YA:222:A:N3	2.36	0.54
24:YA:489:G:N2	24:YA:492:A:OP2	2.36	0.54
24:YA:2347:A:O2'	24:YA:2348:A:H2'	2.07	0.54
38:YT:64:ARG:NH1	38:YT:106:SER:OG	2.41	0.54
1:QA:1150:U:H4'	10:QJ:41:PRO:HB3	1.89	0.54
24:RA:1105:G:OP2	24:RA:1106:U:H3'	2.08	0.54
24:RA:2099:A:OP1	24:RA:2250:G:N2	2.33	0.54
1:XA:129(B):G:H1'	1:XA:190:G:H5"	1.90	0.54

Continued on next page...

Continued from previous page...

Atom-1	Atom-2	Interatomic distance (Å)	Clash overlap (Å)
1:XA:324:G:N2	1:XA:327:A:OP2	2.41	0.54
1:XA:957:U:N3	1:XA:960:U:OP2	2.41	0.54
24:YA:626:A:H5"	24:YA:702:A:H61	1.72	0.54
1:XA:8:A:N6	4:XD:205:GLU:O	2.41	0.54
1:XA:143:A:H5"	1:XA:144:G:H5'	1.90	0.54
29:YG:11:TYR:OH	29:YG:32:PRO:O	2.22	0.54
30:YH:23:ARG:NH1	30:YH:34:GLU:OE1	2.36	0.54
24:RA:73:A:H4'	24:RA:74:G:O5'	2.07	0.54
24:RA:334:A:C4	24:RA:336:G:C8	2.96	0.54
24:RA:2575:U:N3	24:RA:2578:A:OP2	2.28	0.54
24:RA:2710:U:H2'	24:RA:2711:C:C6	2.42	0.54
28:RF:185:ASP:HA	28:RF:188:ARG:HD3	1.89	0.54
4:XD:20:TYR:N	4:XD:20:TYR:CD1	2.73	0.54
24:YA:597:C:N3	27:YE:145:LYS:NZ	2.50	0.54
24:YA:1312:G:O2'	24:YA:2034:G:O6	2.19	0.54
1:QA:345:C:OP2	38:RT:39:ARG:NH2	2.42	0.53
1:QA:1026:G:O6	1:QA:1036:G:N2	2.41	0.53
1:QA:1224:G:H1	1:QA:1362(B):C:H42	1.56	0.53
24:RA:873:U:OP1	24:RA:2441:G:OP1	2.27	0.53
24:RA:2159:C:H2'	24:RA:2160:C:C6	2.43	0.53
37:RS:25:ARG:NH1	37:RS:42:ASP:OD2	2.41	0.53
1:XA:148:G:H2'	1:XA:149:A:H8	1.73	0.53
4:XD:106:TYR:C	4:XD:106:TYR:CD2	2.86	0.53
24:YA:815:G:N2	24:YA:1425:A:O2'	2.41	0.53
24:YA:1088:G:H1	24:YA:1159:U:H3	1.55	0.53
25:YB:109:G:C8	25:YB:109:G:C5'	2.85	0.53
54:Y9:25:VAL:HB	54:Y9:34:GLN:HB2	1.91	0.53
1:QA:1002:G:H2'	1:QA:1003:G:H8	1.71	0.53
1:QA:1228:C:OP1	13:QM:115:LYS:N	2.38	0.53
24:RA:1039:G:N2	40:RV:23:GLU:OE2	2.41	0.53
24:RA:1110:C:H3'	24:RA:1111:U:C5'	2.38	0.53
24:RA:2308:U:OP2	37:RS:9:ARG:NH1	2.42	0.53
32:RN:58:ASP:OD1	32:RN:58:ASP:N	2.33	0.53
1:XA:409:G:OP1	4:XD:24:GLU:N	2.41	0.53
1:XA:514:C:H2'	1:XA:515:G:H8	1.72	0.53
1:XA:1502:A:H2	1:XA:1505:G:H1	1.56	0.53
11:XK:17:GLY:HA2	11:XK:35:PRO:HD3	1.89	0.53
13:XM:47:ASP:OD1	13:XM:47:ASP:N	2.38	0.53
24:YA:236:G:OP2	24:YA:238:C:N4	2.41	0.53
29:YG:38:VAL:HG22	29:YG:93:THR:HG23	1.89	0.53
1:QA:689:C:OP1	11:QK:44:SER:OG	2.27	0.53

Continued on next page...

Continued from previous page...

Atom-1	Atom-2	Interatomic distance (Å)	Clash overlap (Å)
5:QE:5:ASP:N	5:QE:5:ASP:OD1	2.40	0.53
5:QE:140:ARG:O	5:QE:143:ARG:NH1	2.40	0.53
9:QI:97:LYS:HG3	9:QI:98:PRO:HD3	1.90	0.53
24:RA:82:G:O2'	24:RA:100:G:N2	2.41	0.53
24:RA:612:C:H2'	24:RA:613:A:C8	2.44	0.53
24:RA:831:A:OP2	24:RA:2601:A:OP1	2.27	0.53
24:RA:1911:A:N3	24:RA:2108:U:O2'	2.40	0.53
31:RI:4:ILE:HD11	31:RI:44:LEU:HD12	1.90	0.53
1:XA:1095:U:OP2	1:XA:1108:G:N1	2.37	0.53
2:XB:85:ALA:O	2:XB:89:GLY:N	2.41	0.53
13:XM:15:VAL:HG12	13:XM:45:VAL:HB	1.89	0.53
24:YA:1501:U:H5'	36:YR:63:ARG:NH2	2.23	0.53
24:YA:1822:A:N6	24:YA:1859:G:O2'	2.40	0.53
46:Y1:85:LEU:HB3	46:Y1:88:LYS:HD2	1.90	0.53
47:Y2:23:LYS:NZ	47:Y2:27:GLU:OE2	2.41	0.53
1:QA:745:C:H5"	1:QA:851:G:H1'	1.90	0.53
7:QG:60:LYS:HA	7:QG:63:LYS:HG2	1.91	0.53
9:QI:2:GLU:HB3	9:QI:20:ARG:HG3	1.89	0.53
24:RA:326:C:OP2	43:RY:73:ARG:NH1	2.34	0.53
39:RU:66:ASN:HD21	39:RU:70:ARG:HH21	1.55	0.53
44:RZ:10:ARG:NH1	44:RZ:26:GLY:O	2.42	0.53
2:XB:69:LEU:O	2:XB:163:PHE:N	2.39	0.53
3:XC:56:ASP:HB2	3:XC:67:THR:HB	1.89	0.53
20:XT:10:LEU:HD23	20:XT:12:ALA:H	1.72	0.53
36:YR:19:ALA:O	36:YR:23:ASN:ND2	2.42	0.53
1:QA:630:G:H2'	1:QA:631:G:H4'	1.89	0.53
20:QT:10:LEU:HG	20:QT:12:ALA:H	1.72	0.53
24:RA:173:C:H2'	24:RA:174:U:H6	1.72	0.53
24:RA:811:A:H5'	26:RD:210:GLY:HA3	1.91	0.53
26:RD:148:GLU:HB2	26:RD:151:LYS:HD2	1.90	0.53
49:R4:59:PHE:O	49:R4:62:ARG:NE	2.41	0.53
1:XA:1510:U:H2'	1:XA:1511:G:C8	2.43	0.53
3:XC:19:GLU:O	3:XC:40:ARG:NH2	2.41	0.53
5:XE:33:VAL:HG11	5:XE:109:ILE:HA	1.90	0.53
17:XQ:88:TYR:OH	17:XQ:92:ARG:NH1	2.41	0.53
18:XR:38:GLU:O	18:XR:42:ARG:NH1	2.41	0.53
20:XT:53:LEU:O	20:XT:57:ARG:NH1	2.42	0.53
20:XT:89:ARG:O	20:XT:93:GLU:N	2.38	0.53
24:YA:1014:U:H2'	24:YA:1015:C:C6	2.44	0.53
24:YA:2073:A:H4'	27:YE:141:ILE:HG12	1.91	0.53
48:Y3:39:ASP:OD2	48:Y3:44:ARG:NH2	2.41	0.53

Continued on next page...

Continued from previous page...

Atom-1	Atom-2	Interatomic distance (Å)	Clash overlap (Å)
1:QA:127:G:O2'	17:QQ:2:PRO:O	2.24	0.53
22:QV:16:C:H5'	22:QV:18:U:H5	1.73	0.53
24:RA:2452:C:H5"	24:RA:2599:A:H4'	1.91	0.53
27:RE:147:PRO:HB2	27:RE:149:ARG:HG2	1.90	0.53
36:RR:54:LEU:HB3	36:RR:62:ALA:HB1	1.91	0.53
39:RU:95:LEU:HD13	40:RV:4:ILE:HD12	1.90	0.53
7:XG:50:ILE:HG21	7:XG:61:VAL:HG11	1.90	0.53
10:XJ:61:GLU:OE1	14:XN:58:LYS:NZ	2.37	0.53
24:YA:390:G:H2'	24:YA:391:G:H8	1.73	0.53
24:YA:2147:G:O2'	24:YA:2195:A:N6	2.38	0.53
24:YA:2156:A:O2'	24:YA:2181:G:N2	2.33	0.53
34:YP:47:ASP:OD2	34:YP:50:ARG:NH1	2.36	0.53
1:QA:12:U:H3	1:QA:22:G:H1	1.56	0.53
24:RA:1569:U:H2'	24:RA:1570:G:H8	1.73	0.53
24:RA:1692:G:H5"	24:RA:1693:C:H5'	1.91	0.53
24:RA:2692:C:H5'	27:RE:189:PRO:HA	1.89	0.53
26:RD:66:ASP:OD2	26:RD:103:ARG:NH1	2.40	0.53
37:RS:18:ILE:HG21	37:RS:88:ASP:HA	1.90	0.53
4:XD:196:LEU:HD22	4:XD:197:PRO:HD2	1.89	0.53
24:YA:907:U:H1'	24:YA:2280:A:H5'	1.89	0.53
24:YA:2320:G:H22	24:YA:2323:A:H2	1.56	0.53
1:QA:1137:C:O2'	1:QA:1138:G:H5"	2.08	0.53
2:QB:70:PHE:O	2:QB:93:VAL:N	2.41	0.53
3:QC:11:ARG:NH2	3:QC:177:THR:O	2.42	0.53
16:QP:21:VAL:HG23	16:QP:34:GLU:H	1.73	0.53
24:RA:1440:U:H4'	24:RA:1649:A:H4'	1.91	0.53
1:XA:250:A:H4'	1:XA:251:G:O5'	2.09	0.53
1:XA:358:U:O2	1:XA:358:U:C2'	2.55	0.53
1:XA:1494:G:HO2'	24:YA:1934:A:HO2'	1.54	0.53
24:YA:2697:G:P	38:YT:51:ARG:HH22	2.31	0.53
1:QA:401:C:O2'	1:QA:621:A:N3	2.33	0.53
4:QD:15:GLU:OE2	4:QD:59:ARG:NH1	2.42	0.53
8:QH:30:ARG:HH21	8:QH:50:ARG:HH21	1.57	0.53
24:RA:600:G:O2'	24:RA:1300:A:OP1	2.26	0.53
24:RA:2529:C:N3	24:RA:2554:A:N6	2.56	0.53
24:RA:2713:C:H3'	24:RA:2714:U:C5'	2.36	0.53
54:R9:6:SER:O	54:R9:6:SER:OG	2.22	0.53
1:XA:376:G:H5"	16:XP:5:ARG:HB2	1.91	0.53
7:XG:115:ARG:HB2	7:XG:118:VAL:HG22	1.89	0.53
22:XV:35:G:H2'	22:XV:36:G:C8	2.44	0.53
24:YA:854:U:OP2	34:YP:41:ARG:NH2	2.42	0.53

Continued on next page...

Continued from previous page...

Atom-1	Atom-2	Interatomic distance (Å)	Clash overlap (Å)
24:YA:907:U:OP2	24:YA:962:G:N1	2.38	0.53
29:YG:98:ARG:NH1	49:Y4:1:MET:SD	2.81	0.53
53:Y8:26:LYS:HD2	53:Y8:47:LYS:HD3	1.91	0.53
24:RA:2450:U:O3'	24:RA:2451:A:H3'	2.09	0.53
27:RE:2:LYS:HB3	27:RE:95:ILE:HD12	1.91	0.53
1:XA:745:C:OP1	1:XA:851:G:O2'	2.26	0.53
1:XA:757:U:H2'	1:XA:758:G:O4'	2.09	0.53
1:XA:1446:A:HO2'	1:XA:1447:G:P	2.31	0.53
2:XB:83:MET:O	2:XB:87:ARG:N	2.37	0.53
14:XN:24:CYS:HB3	14:XN:29:ARG:H	1.74	0.53
24:YA:823:G:N7	24:YA:840:A:O2'	2.42	0.53
24:YA:1613:A:OP1	26:YD:211:ARG:NH1	2.42	0.53
24:YA:1692:G:H5"	24:YA:1693:C:H5'	1.90	0.53
24:YA:1810:U:OP2	24:YA:1815:A:N6	2.30	0.53
1:QA:599:C:O2'	8:QH:129:VAL:O	2.23	0.52
28:RF:167:ALA:HB1	28:RF:173:VAL:HG11	1.92	0.52
41:RW:12:ILE:O	41:RW:101:SER:OG	2.25	0.52
1:XA:135:C:H2'	1:XA:136:C:H5'	1.90	0.52
1:XA:338:A:OP2	33:YO:97:ARG:NH2	2.40	0.52
45:Y0:23:VAL:HG13	45:Y0:38:VAL:HG22	1.90	0.52
47:Y2:28:LYS:HD2	47:Y2:53:LEU:HD11	1.91	0.52
1:QA:946:A:H2'	1:QA:947:G:H8	1.74	0.52
5:QE:102:ALA:HB1	5:QE:106:PRO:HG2	1.91	0.52
15:QO:26:GLU:OE2	15:QO:77:ARG:NH1	2.43	0.52
24:RA:18:C:O2'	24:RA:577:U:OP1	2.25	0.52
24:RA:215:G:H2'	24:RA:216:A:C8	2.45	0.52
24:RA:650:G:O6	34:RP:107:LYS:NZ	2.41	0.52
24:RA:1857:G:H4'	26:RD:242:ARG:HE	1.74	0.52
24:RA:2455:C:H2'	24:RA:2456:G:H8	1.74	0.52
10:XJ:24:VAL:HG23	10:XJ:34:VAL:HG21	1.91	0.52
10:XJ:33:GLN:NE2	10:XJ:34:VAL:O	2.42	0.52
26:YD:12:SER:HB3	26:YD:208:LYS:HB3	1.91	0.52
46:Y1:17:SER:HB2	46:Y1:40:ARG:HD2	1.90	0.52
1:QA:405:U:O4	4:QD:2:GLY:N	2.43	0.52
24:RA:1526:G:OP2	24:RA:1556:A:N6	2.41	0.52
44:RZ:91:LEU:HD22	44:RZ:96:VAL:HG21	1.91	0.52
45:R0:15:ASP:OD1	45:R0:16:SER:N	2.43	0.52
46:R1:52:ARG:NH2	46:R1:55:GLY:O	2.43	0.52
1:XA:17:U:H2'	1:XA:18:C:C6	2.44	0.52
1:XA:414:A:OP2	1:XA:428:G:N2	2.36	0.52
1:XA:643:C:H2'	1:XA:644:G:H8	1.73	0.52

Continued on next page...

Continued from previous page...

Atom-1	Atom-2	Interatomic distance (Å)	Clash overlap (Å)
1:XA:1145:C:H4'	1:XA:1146:A:H8	1.73	0.52
7:XG:134:ALA:O	7:XG:138:LYS:N	2.42	0.52
9:XI:9:ARG:HG2	9:XI:14:VAL:HG12	1.91	0.52
10:XJ:26:ALA:O	10:XJ:30:SER:OG	2.28	0.52
22:XV:76:A:OP1	24:YA:2451:A:N6	2.43	0.52
24:YA:953:U:HO2'	35:YQ:101:ARG:HH22	1.58	0.52
24:YA:2307:C:OP1	37:YS:10:ARG:NH1	2.42	0.52
24:YA:2693:C:OP2	27:YE:109:LYS:NZ	2.26	0.52
26:YD:206:LEU:HA	26:YD:211:ARG:HE	1.74	0.52
32:YN:43:THR:HG22	39:YU:64:ARG:HH11	1.73	0.52
1:QA:736:C:H2'	1:QA:737:A:C8	2.44	0.52
9:QI:26:VAL:HG12	9:QI:61:ALA:HB3	1.91	0.52
22:QV:47:U:O4	22:QV:49:G:O2'	2.26	0.52
24:RA:218:A:H4'	24:RA:219:U:O5'	2.10	0.52
35:RQ:16:ARG:HB2	35:RQ:18:LYS:HE3	1.91	0.52
1:XA:753:A:H4'	1:XA:754:C:O5'	2.09	0.52
8:XH:41:ARG:NH2	8:XH:123:GLU:OE2	2.42	0.52
24:YA:650:G:O6	34:YP:107:LYS:NZ	2.42	0.52
24:YA:2404:A:OP2	24:YA:2434:A:N6	2.36	0.52
24:YA:2717:A:O2'	24:YA:2862:G:OP1	2.19	0.52
25:YB:40:U:H1'	25:YB:45:A:H61	1.74	0.52
1:QA:447:G:H21	1:QA:487:A:H62	1.56	0.52
1:QA:656:C:O2'	15:QO:28:GLN:OE1	2.21	0.52
1:QA:1064:G:O2'	1:QA:1065:U:O5'	2.27	0.52
1:QA:1254:C:H2'	1:QA:1255:G:H8	1.73	0.52
7:QG:20:ASP:HB3	7:QG:23:VAL:HG23	1.91	0.52
24:RA:332:G:H2'	24:RA:332:G:N3	2.24	0.52
24:RA:2028:C:O2'	24:RA:2833:A:N3	2.42	0.52
1:XA:422:C:O2'	1:XA:423:G:N2	2.43	0.52
1:XA:719:C:H1'	18:XR:49:LYS:HB3	1.92	0.52
1:XA:1310:G:O2'	1:XA:1311:G:OP1	2.26	0.52
22:XV:19:G:O2'	22:XV:57:G:N2	2.26	0.52
24:YA:827:G:H21	24:YA:830:A:H62	1.56	0.52
24:YA:1311:A:H8	24:YA:1311:A:OP1	1.93	0.52
32:YN:47:ALA:HB2	32:YN:112:LEU:HD11	1.92	0.52
33:YO:8:LEU:HB2	33:YO:19:ILE:HG13	1.92	0.52
1:QA:152:A:N6	1:QA:169:C:H42	2.08	0.52
1:QA:1172:C:H2'	1:QA:1173:G:C8	2.45	0.52
1:QA:1412:C:H2'	1:QA:1413:A:C8	2.44	0.52
11:QK:18:ARG:NH2	11:QK:35:PRO:O	2.42	0.52
17:QQ:10:VAL:HA	17:QQ:20:THR:O	2.09	0.52

Continued on next page...

Continued from previous page...

Atom-1	Atom-2	Interatomic distance (Å)	Clash overlap (Å)
22:QV:31:G:H1	22:QV:39:C:H42	1.56	0.52
24:RA:1463:C:H2'	24:RA:1464:G:O4'	2.09	0.52
24:RA:2172:U:H2'	24:RA:2173:G:H8	1.75	0.52
29:RG:16:ARG:NH2	29:RG:28:VAL:O	2.43	0.52
1:XA:201:C:H42	1:XA:216:G:H1	1.57	0.52
1:XA:769:G:H4'	1:XA:1513:A:H4'	1.91	0.52
1:XA:1517:G:N3	24:YA:1941:A:O2'	2.40	0.52
2:XB:87:ARG:NH2	2:XB:216:SER:O	2.43	0.52
24:YA:2044:U:O2'	24:YA:2629:C:H5'	2.09	0.52
24:YA:2086:C:H2'	24:YA:2087:C:C6	2.45	0.52
25:YB:85:G:H1	25:YB:92:G:H22	1.57	0.52
1:QA:674:G:H2'	1:QA:675:A:C8	2.41	0.52
1:QA:1022:G:H2'	1:QA:1023:G:C8	2.45	0.52
24:RA:1843:A:H2'	24:RA:1844:G:H8	1.74	0.52
1:XA:963:G:H21	10:XJ:55:LYS:HG2	1.75	0.52
24:YA:1921:G:H21	24:YA:1924:C:H41	1.57	0.52
1:QA:501:C:H1'	1:QA:549:C:H1'	1.92	0.52
1:QA:565:U:OP2	1:QA:566:G:C2'	2.58	0.52
1:QA:1036:G:N7	1:QA:1037:C:N4	2.58	0.52
16:QP:37:GLY:HA3	16:QP:50:LYS:O	2.10	0.52
24:RA:417:A:H4'	24:RA:418:G:H5'	1.91	0.52
24:RA:438:G:OP2	24:RA:2418:U:O2'	2.24	0.52
24:RA:2855:G:H2'	24:RA:2856:G:H8	1.75	0.52
26:RD:259:THR:O	26:RD:259:THR:OG1	2.28	0.52
31:RI:65:ALA:O	31:RI:69:LYS:N	2.43	0.52
6:XF:70:ASP:N	6:XF:70:ASP:OD1	2.36	0.52
24:YA:1848:G:OP1	26:YD:88:ARG:NH2	2.41	0.52
24:YA:1974:A:N3	24:YA:2572:C:O2'	2.38	0.52
24:YA:2414:C:O2'	24:YA:2415:C:O5'	2.27	0.52
25:YB:13:A:O2'	25:YB:15:A:OP2	2.25	0.52
49:Y4:47:GLN:HG3	49:Y4:49:PHE:HB3	1.92	0.52
1:QA:543:C:OP2	4:QD:10:ARG:NH1	2.43	0.52
1:QA:662:G:H2'	1:QA:663:A:C8	2.45	0.52
24:RA:1079:U:OP1	54:R9:9:ARG:NH2	2.43	0.52
24:RA:1639:G:H2'	24:RA:1640:G:C8	2.45	0.52
1:XA:484:G:H4'	1:XA:485:G:O5'	2.10	0.52
5:XE:78:HIS:HE1	5:XE:80:ILE:HD13	1.75	0.52
8:XH:100:ILE:O	8:XH:125:ARG:NH2	2.42	0.52
24:YA:64:C:O2'	24:YA:482:C:N3	2.35	0.52
24:YA:1581:U:H2'	24:YA:1582:A:C8	2.45	0.52
24:YA:2326:C:H2'	24:YA:2327:G:H8	1.74	0.52

Continued on next page...

Continued from previous page...

Atom-1	Atom-2	Interatomic distance (Å)	Clash overlap (Å)
28:YF:63:LYS:NZ	28:YF:75:HIS:O	2.40	0.52
46:Y1:12:PRO:HB3	46:Y1:43:TYR:HD1	1.75	0.52
1:QA:134:A:H61	16:QP:25:ARG:HH12	1.57	0.52
1:QA:152:A:N6	1:QA:169:C:N4	2.57	0.52
1:QA:618:C:H5'	1:QA:619:U:H5"	1.92	0.52
2:QB:19:HIS:HB3	2:QB:20:GLU:HG2	1.92	0.52
36:RR:33:ARG:HG3	36:RR:115:GLU:HB3	1.92	0.52
42:RX:5:TYR:O	47:R2:36:ARG:NH2	2.43	0.52
6:XF:3:ARG:NH1	6:XF:38:GLU:OE2	2.43	0.52
17:XQ:81:ARG:NH2	17:XQ:83:ASP:OD2	2.42	0.52
48:Y3:15:TYR:CE2	48:Y3:53:LEU:HD21	2.45	0.52
1:QA:64:G:OP1	1:QA:382:A:N6	2.40	0.51
1:QA:1226:C:O2'	13:QM:111:LYS:NZ	2.42	0.51
25:RB:50:G:OP1	37:RS:62:LYS:N	2.44	0.51
27:RE:29:GLY:HA3	27:RE:51:PHE:HE1	1.74	0.51
29:RG:52:ILE:HG23	29:RG:55:LYS:HB3	1.92	0.51
1:XA:437:U:O3'	4:XD:125:HIS:NE2	2.39	0.51
24:YA:641:G:OP1	28:YF:40:GLN:NE2	2.44	0.51
28:YF:157:VAL:HB	28:YF:194:MET:HB3	1.92	0.51
28:YF:181:LEU:O	28:YF:205:ARG:NH2	2.42	0.51
29:YG:27:ASN:HB3	29:YG:30:GLU:HG3	1.92	0.51
31:YI:65:ALA:O	31:YI:69:LYS:N	2.44	0.51
33:YO:97:ARG:H	33:YO:117:LEU:HD22	1.76	0.51
1:QA:45:U:OP1	1:QA:307:C:O2'	2.28	0.51
24:RA:331:G:C8	24:RA:331:G:C5'	2.85	0.51
24:RA:2034:G:OP1	41:RW:11:ARG:NH2	2.43	0.51
24:RA:2804:C:H4'	24:RA:2805:G:H5'	1.92	0.51
29:RG:27:ASN:HB3	29:RG:30:GLU:HG3	1.93	0.51
45:R0:72:ARG:HB2	45:R0:75:LEU:HB2	1.92	0.51
1:XA:407:G:H2'	1:XA:408:A:H8	1.74	0.51
1:XA:713:G:H2'	1:XA:714:G:C8	2.45	0.51
1:XA:742:G:OP2	15:XO:35:ARG:NH2	2.42	0.51
1:XA:1435:G:H2'	1:XA:1436:U:C6	2.46	0.51
19:XS:50:ALA:HB1	19:XS:57:HIS:HB3	1.91	0.51
24:YA:1526:G:N7	24:YA:1556:A:N6	2.58	0.51
24:YA:2162:C:H2'	24:YA:2163:G:H8	1.75	0.51
1:QA:448:A:H62	1:QA:486:U:H3	1.59	0.51
2:QB:192:SER:OG	2:QB:193:ASP:N	2.38	0.51
17:QQ:77:VAL:HG12	17:QQ:78:GLU:HG2	1.92	0.51
24:RA:2877:G:O2'	24:RA:2878:A:H8	1.93	0.51
35:RQ:54:MET:HE1	35:RQ:104:PHE:HB3	1.91	0.51

Continued on next page...

Continued from previous page...

Atom-1	Atom-2	Interatomic distance (Å)	Clash overlap (Å)
24:YA:1003:U:OP2	35:YQ:14:ARG:NH1	2.42	0.51
24:YA:1911:A:N3	24:YA:2108:U:O2'	2.44	0.51
24:YA:2118:U:O4	24:YA:2215:G:O6	2.28	0.51
24:YA:2258:G:H2'	24:YA:2259:A:C8	2.45	0.51
24:YA:2376:C:OP1	45:Y0:55:ARG:NH1	2.43	0.51
41:YW:18:ARG:HD2	41:YW:76:VAL:HB	1.91	0.51
1:QA:581:G:N2	1:QA:759:A:OP2	2.37	0.51
1:QA:1151:A:H2'	1:QA:1152:A:C8	2.45	0.51
24:RA:1120:G:C2	24:RA:1121:C:H1'	2.45	0.51
24:RA:2317:A:N6	29:RG:154:GLY:O	2.44	0.51
1:XA:678:U:H2'	1:XA:679:C:C6	2.46	0.51
1:XA:977:A:OP1	14:XN:31:ARG:NH2	2.44	0.51
1:XA:1037:C:H2'	1:XA:1038:C:C6	2.46	0.51
24:YA:828:A:OP1	26:YD:218:ARG:NH2	2.44	0.51
28:YF:185:ASP:HA	28:YF:188:ARG:HD3	1.93	0.51
28:YF:195:ASP:OD1	28:YF:195:ASP:N	2.39	0.51
1:QA:426:G:OP1	4:QD:38:TYR:OH	2.22	0.51
1:QA:1209:C:O2'	1:QA:1214:C:N4	2.43	0.51
10:QJ:34:VAL:HG13	10:QJ:74:ILE:HG12	1.93	0.51
10:QJ:77:PRO:O	10:QJ:79:ARG:NH1	2.43	0.51
22:QV:30:C:C2	22:QV:31:G:N7	2.79	0.51
22:QV:30:C:N3	22:QV:31:G:N7	2.59	0.51
24:RA:2118:U:O4	24:RA:2215:G:O6	2.28	0.51
35:RQ:135:ASP:HB3	35:RQ:137:TYR:HD2	1.76	0.51
39:RU:87:GLY:HA3	40:RV:49:THR:HG23	1.93	0.51
47:R2:32:LEU:O	47:R2:36:ARG:N	2.43	0.51
3:XC:19:GLU:HB3	3:XC:40:ARG:HH21	1.76	0.51
12:XL:87:GLY:HA2	12:XL:98:TYR:HD1	1.76	0.51
24:YA:2297:C:OP2	51:Y6:26:ASN:ND2	2.43	0.51
25:YB:88:C:H2'	25:YB:89(A):G:C8	2.46	0.51
24:RA:98:U:H4'	24:RA:99:G:O5'	2.10	0.51
27:RE:5:LEU:HD12	27:RE:51:PHE:HB2	1.92	0.51
34:RP:52:GLU:OE2	34:RP:58:THR:OG1	2.25	0.51
1:XA:1001:G:N2	1:XA:1040:U:O2	2.43	0.51
1:XA:1323:G:H2'	1:XA:1324:A:C8	2.46	0.51
3:XC:150:LYS:HB3	3:XC:201:TYR:HB2	1.93	0.51
8:XH:69:ARG:NH2	8:XH:73:ASP:O	2.44	0.51
23:XX:5:A:H2'	23:XX:6:G:C8	2.43	0.51
1:QA:1347:G:H3'	9:QI:108:VAL:O	2.11	0.51
2:QB:130:ARG:O	2:QB:135:GLN:NE2	2.43	0.51
6:QF:8:ILE:HD13	6:QF:26:ILE:HD13	1.91	0.51

Continued on next page...

Continued from previous page...

Atom-1	Atom-2	Interatomic distance (Å)	Clash overlap (Å)
10:QJ:24:VAL:HG11	10:QJ:37:PRO:HD3	1.93	0.51
22:QV:3:G:O2'	22:QV:4:U:H5'	2.10	0.51
24:RA:1387:U:OP1	24:RA:1443:U:N3	2.31	0.51
29:RG:63:ILE:HG13	29:RG:64:THR:HG23	1.93	0.51
38:RT:128:GLU:O	38:RT:132:LYS:N	2.41	0.51
44:RZ:148:ASP:OD1	44:RZ:148:ASP:N	2.43	0.51
1:XA:1244:C:H2'	1:XA:1245:A:C8	2.46	0.51
1:XA:1348:U:H3	1:XA:1374:A:H2	1.56	0.51
14:XN:40:CYS:SG	14:XN:42:ILE:N	2.79	0.51
24:YA:830:A:H8	24:YA:831:A:H4'	1.76	0.51
26:YD:108:PRO:HB3	26:YD:143:HIS:HE1	1.75	0.51
6:QF:71:ARG:O	6:QF:75:LEU:N	2.43	0.51
24:RA:1615:G:P	26:RD:63:ARG:HH12	2.34	0.51
24:RA:2207:C:H2'	24:RA:2208:G:H8	1.75	0.51
1:XA:627:G:H2'	1:XA:628:G:H8	1.76	0.51
1:XA:688:G:O2'	1:XA:704:A:N1	2.37	0.51
1:XA:1342:C:H2'	1:XA:1343:G:C8	2.44	0.51
2:XB:98:LEU:HB2	2:XB:101:MET:HE3	1.92	0.51
24:YA:1069:U:OP2	24:YA:1070:G:N7	2.44	0.51
24:YA:1463:C:H2'	24:YA:1464:G:O4'	2.11	0.51
32:YN:6:PRO:HG3	32:YN:41:ASP:HB2	1.93	0.51
1:QA:707:C:H2'	1:QA:708:C:H6	1.76	0.51
24:RA:238:C:HO2'	34:RP:64:LYS:NZ	2.08	0.51
24:RA:332:G:H3'	24:RA:333:G:C8	2.46	0.51
24:RA:1321:A:N1	24:RA:1341:C:O2'	2.41	0.51
24:RA:1698:G:OP1	36:RR:40:LYS:NZ	2.41	0.51
24:RA:2140:U:H3	24:RA:2170:G:H4'	1.76	0.51
1:XA:1060:C:H2'	1:XA:1061:G:H8	1.76	0.51
24:YA:1334:U:O2'	24:YA:1694:G:N2	2.44	0.51
24:YA:2068:G:H5'	50:Y5:19:ARG:HG3	1.92	0.51
24:YA:2318:C:H2'	24:YA:2319:G:H21	1.76	0.51
33:YO:2:ILE:HB	33:YO:33:ALA:HB3	1.92	0.51
1:QA:985:C:H2'	1:QA:986:A:C8	2.46	0.51
1:QA:1210:C:O2'	1:QA:1213:A:O2'	2.24	0.51
1:QA:1244:C:H2'	1:QA:1245:A:C8	2.46	0.51
4:QD:199:ASN:HB3	4:QD:202:LEU:HD23	1.93	0.51
24:RA:895:G:H2'	24:RA:896:A:C8	2.45	0.51
24:RA:1472:G:OP2	24:RA:1473:A:O2'	2.19	0.51
24:RA:2399:U:O2'	45:R0:41:ARG:NH2	2.44	0.51
25:RB:38:C:H2'	25:RB:39:A:H8	1.75	0.51
25:RB:39:A:O2'	25:RB:46:A:N1	2.40	0.51

Continued on next page...

Continued from previous page...

Atom-1	Atom-2	Interatomic distance (Å)	Clash overlap (Å)
31:RI:94:ALA:HB1	31:RI:114:LEU:HD23	1.93	0.51
41:RW:88:ARG:NH1	41:RW:94:ASP:OD2	2.44	0.51
1:XA:129(B):G:N2	1:XA:188:U:HO2'	2.07	0.51
1:XA:165:C:H2'	1:XA:166:G:H8	1.76	0.51
1:XA:583:A:HO2'	17:XQ:91:ARG:HE	1.58	0.51
1:XA:973:G:H4'	14:XN:41:ARG:HH22	1.75	0.51
1:XA:1052:U:O4	1:XA:1206:G:O6	2.29	0.51
1:XA:1325:C:H4'	21:XU:17:THR:HG21	1.93	0.51
2:XB:67:THR:HG23	2:XB:159:PRO:HA	1.93	0.51
4:XD:111:ALA:HB1	4:XD:116:GLN:HB3	1.93	0.51
9:XI:10:ARG:HG2	9:XI:11:LYS:HB2	1.93	0.51
20:XT:57:ARG:NH1	20:XT:102:GLY:O	2.39	0.51
24:YA:2541:G:H5"	24:YA:2542:A:H5"	1.93	0.51
54:Y9:2:LYS:NZ	54:Y9:31:LYS:O	2.35	0.51
1:QA:503:C:OP2	12:QL:116:SER:OG	2.25	0.50
8:QH:10:LEU:HD22	8:QH:83:ILE:HD11	1.93	0.50
24:RA:1217:G:N7	24:RA:1219:A:N6	2.59	0.50
24:RA:2136:A:C8	24:RA:2190:G:N2	2.79	0.50
24:RA:2136:A:N7	24:RA:2190:G:N2	2.60	0.50
24:RA:2863:C:H2'	24:RA:2864:G:H8	1.76	0.50
39:RU:17:ILE:HG13	39:RU:32:PHE:HE1	1.75	0.50
39:RU:97:ASP:OD1	39:RU:101:ARG:NH1	2.45	0.50
1:XA:599:C:O2'	8:XH:129:VAL:O	2.28	0.50
1:XA:701:C:O2	1:XA:703:G:N1	2.44	0.50
1:XA:757:U:O2'	1:XA:879:C:O2	2.29	0.50
24:YA:231:G:H1'	24:YA:232:U:OP2	2.11	0.50
44:YZ:61:LEU:HB2	44:YZ:65:GLN:HB2	1.93	0.50
44:YZ:93:ASP:HB2	44:YZ:131:ARG:HH12	1.76	0.50
1:QA:272:C:H2'	1:QA:273:A:H8	1.75	0.50
1:QA:352:C:O2'	1:QA:354:G:OP1	2.22	0.50
1:QA:656:C:O2	15:QO:28:GLN:NE2	2.42	0.50
24:RA:1103:A:O2'	24:RA:1104:G:OP1	2.25	0.50
24:RA:1186:U:H1'	24:RA:1188:A:C6	2.46	0.50
24:RA:2149:G:OP2	24:RA:2149:G:H8	1.94	0.50
29:RG:16:ARG:HH21	29:RG:28:VAL:HB	1.75	0.50
35:RQ:77:LYS:NZ	35:RQ:80:GLU:OE1	2.41	0.50
1:XA:662:G:H2'	1:XA:663:A:C8	2.46	0.50
1:XA:715:A:H2'	1:XA:716:A:C8	2.46	0.50
1:XA:806:C:H2'	1:XA:807:A:H8	1.76	0.50
6:XF:22:GLU:OE2	6:XF:84:ASN:ND2	2.36	0.50
8:XH:8:ASP:OD2	8:XH:12:ARG:NH2	2.44	0.50

Continued on next page...

Continued from previous page...

Atom-1	Atom-2	Interatomic distance (Å)	Clash overlap (Å)
13:XM:49:THR:HB	13:XM:52:GLU:HG3	1.92	0.50
22:XV:68:C:H2'	22:XV:69:A:C8	2.46	0.50
24:YA:2678:C:H42	30:YH:109:PHE:HA	1.75	0.50
25:YB:77:U:OP1	44:YZ:19:ARG:NH2	2.43	0.50
44:YZ:140:ASP:OD1	44:YZ:142:SER:OG	2.29	0.50
1:QA:191(G):G:O2'	20:QT:101:GLY:O	2.29	0.50
1:QA:254:G:O2'	17:QQ:16:GLN:O	2.29	0.50
1:QA:339:C:OP2	33:RO:97:ARG:NH1	2.44	0.50
24:RA:70:A:H5"	24:RA:71:U:H3'	1.91	0.50
24:RA:419:C:H5"	24:RA:436:C:H5"	1.93	0.50
1:XA:565:U:OP2	1:XA:566:G:O2'	2.27	0.50
11:XK:22:HIS:HB3	11:XK:29:ILE:HG23	1.93	0.50
12:XL:76:ASN:N	12:XL:76:ASN:OD1	2.45	0.50
22:XV:5:G:H2'	22:XV:6:A:C8	2.46	0.50
25:YB:65:C:H2'	25:YB:66:A:H5'	1.93	0.50
29:YG:82:LEU:HD21	29:YG:88:ILE:HG21	1.92	0.50
30:YH:25:LYS:NZ	30:YH:34:GLU:OE2	2.43	0.50
30:YH:164:TYR:HB2	30:YH:167:GLU:HB2	1.92	0.50
49:Y4:58:ARG:HA	49:Y4:61:ARG:HE	1.75	0.50
1:QA:152:A:H62	1:QA:169:C:H42	1.60	0.50
1:QA:524:G:H2'	1:QA:525:C:C6	2.46	0.50
3:QC:71:ALA:HB2	3:QC:106:VAL:HB	1.92	0.50
24:RA:747:G:O2'	24:RA:1679:A:N3	2.43	0.50
24:RA:1356:G:OP2	52:R7:9:ARG:NE	2.40	0.50
24:RA:2024:G:OP2	36:RR:9:LYS:NZ	2.41	0.50
26:RD:260:ARG:NH2	26:RD:266:SER:OG	2.39	0.50
35:RQ:34:LEU:HB2	35:RQ:118:LEU:HD22	1.93	0.50
40:RV:24:LYS:HA	40:RV:92:THR:HG23	1.94	0.50
44:RZ:77:ASP:OD2	44:RZ:80:ARG:NE	2.45	0.50
1:XA:227:G:N2	16:XP:62:VAL:O	2.43	0.50
1:XA:505:G:H2'	1:XA:506:G:H8	1.76	0.50
1:XA:842:C:O2'	1:XA:848:C:N4	2.45	0.50
1:XA:1412:C:H2'	1:XA:1413:A:C8	2.47	0.50
24:YA:1725:G:N2	24:YA:2011:G:H22	2.10	0.50
24:YA:2647:C:O2'	27:YE:80:GLU:OE1	2.24	0.50
25:YB:45:A:O4'	29:YG:95:ARG:NH1	2.45	0.50
26:YD:259:THR:O	26:YD:259:THR:OG1	2.28	0.50
40:YV:8:GLY:O	40:YV:10:LYS:NZ	2.43	0.50
44:YZ:153:SER:OG	44:YZ:154:ASP:OD1	2.27	0.50
24:RA:346:A:H5'	24:RA:364:A:H1'	1.92	0.50
24:RA:732:A:OP1	24:RA:733:G:N2	2.44	0.50

Continued on next page...

Continued from previous page...

Atom-1	Atom-2	Interatomic distance (Å)	Clash overlap (Å)
24:RA:1018:A:H5'	24:RA:1233:U:H1'	1.93	0.50
24:RA:1855:G:N3	26:RD:254:THR:OG1	2.44	0.50
27:RE:119:ARG:NH1	27:RE:159:HIS:O	2.45	0.50
1:XA:358:U:O5'	1:XA:358:U:H6	1.93	0.50
1:XA:1143:G:H2'	1:XA:1144:G:C8	2.47	0.50
10:XJ:38:ILE:HD11	10:XJ:71:LEU:HD23	1.94	0.50
14:XN:6:LEU:HB3	14:XN:23:ARG:HH22	1.76	0.50
24:YA:468:G:H1'	28:YF:48:THR:HG21	1.94	0.50
24:YA:2054:G:OP2	24:YA:2466:G:O2'	2.28	0.50
1:QA:119:A:H4'	1:QA:120:A:O5'	2.11	0.50
1:QA:501:C:H2'	1:QA:502:G:C8	2.45	0.50
24:RA:170:A:H1'	24:RA:462:C:H5'	1.94	0.50
24:RA:1255:A:H4'	24:RA:1256:U:O5'	2.12	0.50
24:RA:1473:A:H4'	24:RA:1474:C:O5'	2.10	0.50
24:RA:2631:C:OP1	27:RE:152:LYS:HE2	2.12	0.50
1:XA:41:G:H2'	1:XA:42:G:H8	1.77	0.50
1:XA:545:C:OP1	4:XD:61:LYS:NZ	2.44	0.50
1:XA:559:A:H4'	1:XA:560:U:H3'	1.93	0.50
24:YA:1235:G:H5'	34:YP:32:THR:HA	1.93	0.50
24:YA:2555:G:H2'	24:YA:2556:G:C8	2.47	0.50
24:YA:2789:A:H4'	24:YA:2790:G:O5'	2.10	0.50
24:YA:2819:A:H2'	24:YA:2820:A:C8	2.47	0.50
30:YH:51:ARG:HB3	30:YH:51:ARG:NH1	2.26	0.50
5:QE:33:VAL:HG13	5:QE:112:LEU:HD22	1.92	0.50
13:QM:105:THR:OG1	13:QM:106:ASN:N	2.44	0.50
22:QV:43:G:H2'	22:QV:44:G:C8	2.47	0.50
24:RA:321:C:H2'	24:RA:322:G:O4'	2.12	0.50
24:RA:1571:G:H2'	24:RA:1572:G:C8	2.47	0.50
33:RO:34:THR:OG1	33:RO:35:VAL:N	2.45	0.50
33:RO:120:GLU:OE1	38:RT:67:SER:OG	2.27	0.50
36:RR:30:THR:O	36:RR:78:LYS:NZ	2.42	0.50
49:R4:58:ARG:HA	49:R4:61:ARG:HH21	1.77	0.50
1:XA:812:C:H1'	1:XA:813:U:OP2	2.12	0.50
3:XC:9:GLY:HA2	3:XC:12:LEU:HG	1.93	0.50
4:XD:96:LEU:HD22	4:XD:139:ARG:HH21	1.76	0.50
22:XV:43:G:H2'	22:XV:44:G:C8	2.47	0.50
24:YA:1108:G:H22	24:YA:1124:U:H1'	1.77	0.50
24:YA:2679:C:N3	30:YH:110:SER:OG	2.40	0.50
32:YN:63:THR:OG1	32:YN:64:GLY:N	2.44	0.50
1:QA:1355:G:H2'	1:QA:1356:G:C8	2.47	0.50
2:QB:166:ASP:HB3	2:QB:169:LYS:HB3	1.92	0.50

Continued on next page...

Continued from previous page...

Atom-1	Atom-2	Interatomic distance (Å)	Clash overlap (Å)
7:QG:115:ARG:HG3	7:QG:117:ALA:H	1.75	0.50
24:RA:299:G:H3'	24:RA:300:A:H5"	1.94	0.50
24:RA:1571:G:H2'	24:RA:1572:G:H8	1.77	0.50
24:RA:2148:A:N6	24:RA:2185:C:O2'	2.42	0.50
33:RO:13:ASN:ND2	33:RO:96:THR:OG1	2.35	0.50
46:R1:87:PRO:HA	46:R1:90:ILE:HG22	1.93	0.50
24:YA:2158:C:H42	24:YA:2178:G:H21	1.59	0.50
29:YG:66:GLN:OE1	29:YG:98:ARG:NH1	2.44	0.50
41:YW:12:ILE:O	41:YW:101:SER:OG	2.29	0.50
1:QA:514:C:H2'	1:QA:515:G:H8	1.77	0.50
1:QA:634:C:H2'	1:QA:635:G:H8	1.76	0.50
24:RA:1046:A:H2'	24:RA:1047:A:C8	2.47	0.50
38:RT:39:ARG:HH21	38:RT:41:ARG:HD3	1.77	0.50
49:R4:24:THR:OG1	49:R4:25:TYR:N	2.42	0.50
4:XD:162:LEU:HA	4:XD:165:MET:HB2	1.93	0.50
11:XK:15:ALA:HA	11:XK:77:MET:HA	1.93	0.50
24:YA:589:U:H5"	34:YP:29:LYS:HE3	1.93	0.50
24:YA:2846:U:H2'	24:YA:2847:G:C8	2.47	0.50
47:Y2:29:LYS:HE3	47:Y2:57:ILE:HG21	1.94	0.50
6:QF:9:VAL:HA	6:QF:59:TYR:O	2.12	0.49
14:QN:27:CYS:SG	14:QN:29:ARG:N	2.83	0.49
24:RA:236:G:H4'	24:RA:413:G:C5	2.47	0.49
24:RA:1361:C:O2'	24:RA:1438:A:N3	2.37	0.49
24:RA:2155:G:O2'	24:RA:2180:A:N1	2.39	0.49
30:RH:153:LYS:HB2	30:RH:162:ILE:H	1.77	0.49
45:R0:64:ASP:OD1	45:R0:64:ASP:N	2.41	0.49
1:XA:410:G:H21	1:XA:432:A:N6	2.05	0.49
1:XA:736:C:H2'	1:XA:737:A:C8	2.47	0.49
22:XV:2:G:H2'	22:XV:3:G:C8	2.47	0.49
24:YA:815:G:O2'	24:YA:1425:A:N6	2.42	0.49
24:YA:1475:G:H2'	24:YA:1476:C:C6	2.47	0.49
25:YB:89(B):A:H2'	25:YB:90:C:H1'	1.94	0.49
33:YO:104:ARG:HH11	33:YO:121:VAL:HG12	1.75	0.49
43:YY:102:CYS:SG	43:YY:103:GLY:N	2.85	0.49
1:QA:8:A:N6	4:QD:205:GLU:O	2.46	0.49
1:QA:576:G:N2	1:QA:760:G:OP2	2.44	0.49
14:QN:47:LEU:HA	14:QN:50:LYS:HB2	1.94	0.49
24:RA:1112:U:O2'	24:RA:1114:G:OP2	2.28	0.49
24:RA:1714:G:O2'	24:RA:2013:U:O4	2.29	0.49
44:RZ:33:LEU:HD11	44:RZ:90:VAL:HG21	1.94	0.49
53:R8:49:VAL:HG23	53:R8:53:PRO:HD3	1.94	0.49

Continued on next page...

Continued from previous page...

Atom-1	Atom-2	Interatomic distance (Å)	Clash overlap (Å)
1:XA:1129:C:O2	1:XA:1132:C:N4	2.45	0.49
2:XB:47:THR:HG23	2:XB:202:PRO:HG2	1.93	0.49
27:YE:24:THR:OG1	27:YE:186:GLY:O	2.25	0.49
1:QA:501:C:H2'	1:QA:502:G:H8	1.76	0.49
24:RA:722:A:OP1	28:RF:63:LYS:NZ	2.34	0.49
24:RA:887:C:H2'	24:RA:888:A:C8	2.47	0.49
24:RA:992:G:H2'	24:RA:993:G:C8	2.47	0.49
24:RA:1715:A:H62	24:RA:2013:U:H3	1.59	0.49
24:RA:2141:A:N6	24:RA:2192:A:N7	2.58	0.49
39:RU:49:HIS:HA	39:RU:52:ARG:HB3	1.95	0.49
49:R4:28:LYS:HB3	49:R4:31:ILE:HD11	1.94	0.49
1:XA:493:G:N2	1:XA:494:U:O4	2.45	0.49
24:YA:1070:G:OP2	24:YA:1071:G:C2'	2.60	0.49
1:QA:357:G:O2'	31:YI:89:TYR:O	2.30	0.49
1:QA:1407:C:H2'	1:QA:1408:A:H8	1.76	0.49
23:QX:19:G:H2'	23:QX:19:G:N3	2.27	0.49
24:RA:210:A:C4	24:RA:255:G:N7	2.81	0.49
24:RA:1604:C:OP2	24:RA:1605:A:O2'	2.24	0.49
24:RA:2340:A:H2'	24:RA:2341:G:H8	1.76	0.49
28:RF:117:ARG:NH2	28:RF:189:THR:O	2.46	0.49
30:RH:25:LYS:NZ	30:RH:34:GLU:OE1	2.46	0.49
24:YA:139:A:H8	24:YA:1454:C:HO2'	1.60	0.49
36:YR:59:ASP:OD1	36:YR:59:ASP:N	2.37	0.49
39:YU:92:ARG:CZ	40:YV:11:GLN:H	2.25	0.49
1:QA:1298:C:H4'	1:QA:1299:A:C4	2.48	0.49
9:QI:28:VAL:O	9:QI:31:GLN:N	2.46	0.49
24:RA:211:A:HO2'	24:RA:212:A:P	2.34	0.49
24:RA:1055:A:N3	24:RA:1199:C:O2'	2.44	0.49
24:RA:1617:A:H2'	24:RA:1618:A:C8	2.48	0.49
30:RH:64:LEU:O	30:RH:68:THR:OG1	2.24	0.49
9:XI:50:LEU:HD23	9:XI:56:LEU:HA	1.94	0.49
24:YA:312:C:H2'	24:YA:313:A:C8	2.45	0.49
24:YA:1068:G:N2	24:YA:1069:U:O4	2.45	0.49
25:YB:89(B):A:H2'	25:YB:90:C:C1'	2.43	0.49
29:YG:16:ARG:NH2	29:YG:28:VAL:O	2.46	0.49
29:YG:37:VAL:HG13	29:YG:159:VAL:HG12	1.94	0.49
43:YY:17:SER:OG	43:YY:71:LYS:NZ	2.31	0.49
1:QA:483:C:OP2	1:QA:484:G:O2'	2.18	0.49
1:QA:1096:C:H2'	1:QA:1097:C:H6	1.77	0.49
1:QA:1254:C:H2'	1:QA:1255:G:C8	2.47	0.49
1:QA:1435:G:H2'	1:QA:1436:U:C6	2.47	0.49

Continued on next page...

Continued from previous page...

Atom-1	Atom-2	Interatomic distance (Å)	Clash overlap (Å)
2:QB:193:ASP:N	2:QB:193:ASP:OD1	2.44	0.49
11:QK:98:LEU:O	11:QK:101:SER:OG	2.26	0.49
16:QP:23:ASP:OD2	16:QP:25:ARG:NH2	2.46	0.49
24:RA:323:A:N3	24:RA:343:C:O2'	2.46	0.49
24:RA:1130:A:N7	24:RA:1131:A:O2'	2.42	0.49
24:RA:2303:U:H2'	24:RA:2304:C:C6	2.47	0.49
24:RA:2376:C:H2'	24:RA:2377:G:O4'	2.13	0.49
2:XB:118:LEU:HD23	2:XB:142:LEU:HD23	1.94	0.49
24:YA:1342:G:OP1	24:YA:2721:G:O2'	2.20	0.49
24:YA:2173:G:H2'	24:YA:2174:G:C8	2.48	0.49
24:YA:2251:G:OP1	26:YD:244:ARG:NH1	2.35	0.49
43:YY:47:LYS:NZ	43:YY:48:ALA:O	2.46	0.49
1:QA:7:G:H21	5:QE:121:LYS:HG2	1.78	0.49
1:QA:41:G:H2'	1:QA:42:G:H8	1.77	0.49
1:QA:1297:C:O2'	1:QA:1298:C:OP2	2.28	0.49
24:RA:484:G:O2'	24:RA:495:G:O6	2.26	0.49
24:RA:602:G:O2'	24:RA:2041:A:OP1	2.26	0.49
24:RA:1991:A:O2'	24:RA:1994:A:N3	2.42	0.49
34:RP:47:ASP:OD2	34:RP:50:ARG:NE	2.44	0.49
35:RQ:81:VAL:O	35:RQ:82:ARG:NE	2.33	0.49
1:XA:123:C:OP1	1:XA:311:C:O2'	2.30	0.49
1:XA:1502:A:H2'	1:XA:1504:G:N7	2.28	0.49
2:XB:27:LYS:O	2:XB:30:ARG:NH1	2.45	0.49
3:XC:174:PRO:O	3:XC:177:THR:OG1	2.31	0.49
4:XD:85:LYS:HD2	4:XD:92:VAL:HG11	1.94	0.49
24:YA:231:G:O2'	24:YA:243:G:O6	2.29	0.49
24:YA:1248:G:H3'	24:YA:1249:A:H5"	1.95	0.49
1:QA:1249:C:O2'	9:QI:73:GLN:OE1	2.27	0.49
13:QM:44:ARG:HG3	13:QM:46:LYS:HZ3	1.77	0.49
24:RA:1273:G:OP2	39:RU:16:LYS:NZ	2.38	0.49
1:XA:195:A:H2'	1:XA:196:A:C4	2.48	0.49
2:XB:28:PHE:HD1	2:XB:194:PRO:HD3	1.77	0.49
24:YA:2584:A:OP1	24:YA:2586:G:O2'	2.28	0.49
1:QA:384:G:H2'	1:QA:385:C:C6	2.48	0.49
24:RA:946:A:H3'	24:RA:947:A:H8	1.78	0.49
24:RA:1525:G:H2'	24:RA:1526:G:H8	1.77	0.49
24:RA:2131:U:O4	24:RA:2201:C:N4	2.41	0.49
24:RA:2420:U:H2'	24:RA:2421:G:H8	1.77	0.49
1:XA:407:G:H2'	1:XA:408:A:C8	2.48	0.49
8:XH:121:ASP:OD1	8:XH:121:ASP:N	2.43	0.49
24:YA:869:U:H2'	24:YA:870:G:H8	1.78	0.49

Continued on next page...

Continued from previous page...

Atom-1	Atom-2	Interatomic distance (Å)	Clash overlap (Å)
24:YA:1041:C:O2	32:YN:3:THR:OG1	2.30	0.49
24:YA:1855:G:N3	26:YD:254:THR:OG1	2.46	0.49
30:YH:3:ARG:HH21	30:YH:5:GLY:H	1.61	0.49
31:YI:81:VAL:HG21	31:YI:88:ILE:HD12	1.94	0.49
38:YT:24:PRO:HA	38:YT:49:VAL:HG13	1.95	0.49
1:QA:224:C:H2'	1:QA:225:C:H6	1.78	0.49
1:QA:280:C:N3	17:QQ:39:SER:OG	2.36	0.49
1:QA:719:C:O2'	18:QR:50:ILE:O	2.26	0.49
1:QA:976:G:OP2	1:QA:1358:U:O2'	2.30	0.49
1:QA:1013:G:N2	1:QA:1016:A:OP2	2.38	0.49
1:QA:1192:C:O2	5:QE:25:ARG:NH2	2.45	0.49
1:QA:1352:C:H2'	1:QA:1353:G:C8	2.47	0.49
3:QC:9:GLY:HA2	3:QC:12:LEU:HG	1.95	0.49
3:QC:131:ARG:NH1	3:QC:166:GLU:OE2	2.45	0.49
24:RA:626:A:N1	24:RA:650:G:O2'	2.39	0.49
24:RA:2258:G:H2'	24:RA:2259:A:C8	2.48	0.49
1:XA:1371:G:H4'	9:XI:69:GLY:HA3	1.94	0.49
2:XB:90:MET:HE3	2:XB:91:PRO:HD2	1.94	0.49
2:XB:131:PRO:O	2:XB:135:GLN:N	2.45	0.49
8:XH:39:LEU:O	8:XH:44:PHE:N	2.37	0.49
24:YA:2285:A:H2'	24:YA:2286:A:C8	2.48	0.49
24:YA:2340:A:H2'	24:YA:2341:G:C8	2.48	0.49
25:YB:108:C:H6	25:YB:108:C:H5"	1.77	0.49
41:YW:35:ILE:O	41:YW:39:THR:OG1	2.29	0.49
1:QA:148:G:H2'	1:QA:149:A:C8	2.48	0.48
1:QA:619:U:N3	4:QD:134:ASP:OD1	2.42	0.48
24:RA:902:G:H1	24:RA:968:U:H3	1.61	0.48
24:RA:1183:G:H2'	24:RA:1184:G:O4'	2.13	0.48
24:RA:1829:U:O2'	24:RA:1833:A:N3	2.40	0.48
24:RA:2258:G:H2'	24:RA:2259:A:H8	1.78	0.48
24:RA:2455:C:H2'	24:RA:2456:G:C8	2.48	0.48
26:RD:108:PRO:HD2	26:RD:111:LEU:HD13	1.95	0.48
29:RG:82:LEU:HD21	29:RG:88:ILE:HD13	1.95	0.48
1:XA:483:C:OP2	1:XA:484:G:O2'	2.20	0.48
1:XA:591:U:OP1	8:XH:30:ARG:NH1	2.46	0.48
16:XP:5:ARG:NH2	16:XP:27:LYS:O	2.46	0.48
47:Y2:17:SER:HB3	47:Y2:20:GLU:HG2	1.94	0.48
1:QA:422:C:O2'	1:QA:423:G:N2	2.46	0.48
1:QA:1355:G:H2'	1:QA:1356:G:H8	1.77	0.48
23:QX:3:C:H2'	23:QX:4:A:H8	1.78	0.48
24:RA:1148:C:H2'	24:RA:1149:A:C8	2.48	0.48

Continued on next page...

Continued from previous page...

Atom-1	Atom-2	Interatomic distance (Å)	Clash overlap (Å)
27:RE:89:ASP:OD1	27:RE:89:ASP:N	2.34	0.48
38:RT:65:LYS:HE3	38:RT:67:SER:HB2	1.95	0.48
1:XA:596:C:H2'	1:XA:597:G:H8	1.78	0.48
1:XA:1391:U:H2'	1:XA:1392:G:C8	2.49	0.48
4:XD:25:ARG:O	4:XD:28:SER:HB3	2.12	0.48
4:XD:129:ASN:HD21	4:XD:144:ASP:HB3	1.79	0.48
9:XI:28:VAL:HA	9:XI:63:ILE:HB	1.94	0.48
19:XS:32:LYS:HA	19:XS:50:ALA:HB3	1.95	0.48
22:XV:32:U:H3	22:XV:38:A:H61	1.61	0.48
24:YA:574:G:O2'	24:YA:1265:A:N3	2.43	0.48
24:YA:1716:A:N3	24:YA:1716:A:C2'	2.75	0.48
24:YA:2270:C:O2'	24:YA:2439:C:OP2	2.26	0.48
1:QA:190:G:H8	1:QA:190:G:OP1	1.96	0.48
1:QA:565:U:H5"	1:QA:566:G:H2'	1.96	0.48
24:RA:1576:G:H1	24:RA:1587:U:H3	1.61	0.48
24:RA:2155:G:H1'	24:RA:2180:A:H61	1.78	0.48
28:RF:15:SER:OG	28:RF:16:GLY:N	2.46	0.48
29:RG:124:SER:O	29:RG:124:SER:OG	2.26	0.48
39:RU:34:LYS:NZ	39:RU:37:GLU:OE1	2.42	0.48
45:R0:27:GLU:HB2	45:R0:69:PHE:HD1	1.77	0.48
1:XA:505:G:H2'	1:XA:506:G:C8	2.48	0.48
1:XA:1287:A:H2	1:XA:1353:G:H1'	1.76	0.48
4:XD:68:TYR:HD2	4:XD:97:LEU:HD22	1.78	0.48
13:XM:107:ALA:H	13:XM:108:ARG:HG2	1.78	0.48
20:XT:16:HIS:O	20:XT:19:SER:OG	2.31	0.48
24:YA:236:G:H4'	24:YA:413:G:C5	2.48	0.48
1:QA:1073:U:O2	2:QB:104:ASN:ND2	2.41	0.48
8:QH:20:TYR:HE2	8:QH:75:ARG:HD2	1.78	0.48
13:QM:19:LEU:HD21	13:QM:56:LEU:HD21	1.95	0.48
19:QS:49:ILE:HG23	19:QS:60:VAL:HB	1.95	0.48
24:RA:139:A:H8	24:RA:1454:C:O2'	1.95	0.48
24:RA:628:C:O2	24:RA:704:U:O2'	2.32	0.48
24:RA:887:C:H2'	24:RA:888:A:H8	1.77	0.48
24:RA:1713:G:N3	33:RO:3:GLN:NE2	2.61	0.48
37:RS:10:ARG:NH1	37:RS:91:PRO:O	2.42	0.48
44:RZ:181:GLU:HG3	44:RZ:183:LEU:HG	1.95	0.48
1:XA:674:G:H2'	1:XA:675:A:C8	2.45	0.48
1:XA:950:U:H2'	1:XA:951:G:H8	1.79	0.48
9:XI:112:LYS:NZ	9:XI:117:HIS:O	2.37	0.48
18:XR:58:LEU:HB3	18:XR:62:GLU:HB2	1.95	0.48
22:XV:8:U:H5'	22:XV:49:G:H5'	1.94	0.48

Continued on next page...

Continued from previous page...

Atom-1	Atom-2	Interatomic distance (Å)	Clash overlap (Å)
24:YA:1787:G:H4'	24:YA:1789:G:O4'	2.14	0.48
27:YE:47:VAL:HG11	27:YE:86:PRO:HD2	1.95	0.48
1:QA:59:A:H5"	1:QA:387:U:H5"	1.94	0.48
1:QA:1130:A:H62	1:QA:1144:G:H21	1.60	0.48
3:QC:3:ASN:OD1	3:QC:3:ASN:N	2.46	0.48
5:QE:80:ILE:HD12	8:QH:104:ARG:HH22	1.77	0.48
13:QM:84:ILE:HG13	13:QM:86:CYS:H	1.78	0.48
23:QX:4:A:H2'	23:QX:5:A:C8	2.49	0.48
27:RE:48:GLN:HA	27:RE:80:GLU:HA	1.94	0.48
36:RR:33:ARG:HD3	36:RR:113:LEU:HD11	1.95	0.48
37:RS:68:GLN:O	37:RS:72:ALA:N	2.38	0.48
43:RY:11:ASP:N	43:RY:11:ASP:OD1	2.45	0.48
43:RY:17:SER:HG	43:RY:71:LYS:HZ2	1.57	0.48
1:XA:1512:U:H2'	1:XA:1513:A:C8	2.49	0.48
24:YA:491:G:H2'	24:YA:492:A:C8	2.49	0.48
24:YA:937:A:H2'	24:YA:938:G:H8	1.77	0.48
24:YA:1042:A:H4'	39:YU:92:ARG:NE	2.28	0.48
24:YA:1825:U:H2'	24:YA:1826:C:H6	1.78	0.48
25:YB:50:G:OP1	37:YS:63:THR:OG1	2.24	0.48
31:YI:101:LEU:HG	31:YI:107:VAL:HG13	1.95	0.48
34:YP:1:MET:HG3	34:YP:5:ASP:HB2	1.95	0.48
41:YW:33:ARG:NE	41:YW:52:GLU:OE2	2.44	0.48
1:QA:380:G:N2	1:QA:383:A:OP2	2.37	0.48
24:RA:1065:U:OP1	24:RA:1081:U:O2'	2.29	0.48
1:XA:1431:C:H2'	1:XA:1432:G:O4'	2.13	0.48
7:XG:47:CYS:O	7:XG:51:GLN:NE2	2.47	0.48
24:YA:1171:G:OP2	24:YA:1172:A:O2'	2.25	0.48
24:YA:1451:U:H2'	24:YA:1452:U:H6	1.79	0.48
24:YA:1825:U:H2'	24:YA:1826:C:C6	2.49	0.48
24:YA:1850:A:H5"	26:YD:161:THR:HG21	1.95	0.48
24:YA:2236:G:OP1	26:YD:268:ARG:NH2	2.45	0.48
2:QB:92:TYR:HH	2:QB:150:SER:HG	1.60	0.48
16:QP:4:ILE:HA	16:QP:20:VAL:O	2.13	0.48
24:RA:30:G:H2'	24:RA:31:C:C6	2.48	0.48
24:RA:248:G:H21	24:RA:646:A:H8	1.62	0.48
24:RA:631:A:H2'	24:RA:632:A:C8	2.49	0.48
24:RA:1911:A:H2'	24:RA:1912:A:C8	2.49	0.48
24:RA:2480:G:O2'	24:RA:2493:G:N2	2.44	0.48
24:RA:2804:C:OP1	24:RA:2902:G:N2	2.46	0.48
1:XA:377:G:H2'	1:XA:378:G:H8	1.78	0.48
1:XA:565:U:H5"	1:XA:566:G:H2'	1.96	0.48

Continued on next page...

Continued from previous page...

Atom-1	Atom-2	Interatomic distance (Å)	Clash overlap (Å)
1:XA:1512:U:H2'	1:XA:1513:A:H8	1.79	0.48
4:XD:109:GLY:HA3	4:XD:165:MET:HE2	1.95	0.48
24:YA:142:G:H4'	42:YX:35:THR:HG21	1.95	0.48
24:YA:2405:A:H5'	34:YP:63:PRO:HB3	1.96	0.48
1:QA:235:C:H2'	1:QA:236:G:H8	1.78	0.48
1:QA:666:G:H5'	1:QA:726:C:H1'	1.95	0.48
1:QA:1032(C):G:N2	1:QA:1033:G:O6	2.47	0.48
18:QR:22:VAL:HA	18:QR:25:THR:HG23	1.96	0.48
24:RA:956:A:N3	24:RA:2276:C:O2'	2.45	0.48
24:RA:2701:U:H5'	24:RA:2726:A:C2	2.49	0.48
24:RA:2708:U:H2'	24:RA:2709:G:C8	2.49	0.48
24:RA:2846:U:H2'	24:RA:2847:G:C8	2.48	0.48
28:RF:161:GLU:HG2	28:RF:162:LEU:HG	1.96	0.48
1:XA:177:C:H2'	1:XA:178:C:H6	1.78	0.48
1:XA:1277:C:H2'	1:XA:1279:A:H8	1.79	0.48
10:XJ:49:VAL:HG23	14:XN:41:ARG:HB2	1.96	0.48
14:XN:40:CYS:SG	14:XN:41:ARG:N	2.87	0.48
24:YA:354:A:H2	24:YA:1255:A:H2'	1.78	0.48
24:YA:628:C:O2	24:YA:704:U:O2'	2.30	0.48
24:YA:840:A:OP2	24:YA:2093:A:O2'	2.31	0.48
24:YA:1072:U:O2	24:YA:1073:A:H3'	2.14	0.48
24:YA:2413:U:OP1	51:Y6:18:ARG:NH2	2.43	0.48
25:YB:17:C:H42	25:YB:109:G:H21	1.60	0.48
27:YE:144:ARG:HB3	27:YE:145:LYS:H	1.48	0.48
1:QA:713:G:H2'	1:QA:714:G:C8	2.49	0.48
1:QA:715:A:H2'	1:QA:716:A:C8	2.49	0.48
1:QA:806:C:H2'	1:QA:807:A:H8	1.78	0.48
1:QA:1222:G:H5'	19:QS:77:THR:HG21	1.95	0.48
10:QJ:13:HIS:O	10:QJ:17:ASP:HB2	2.14	0.48
24:RA:863:C:O2'	24:RA:977:G:O6	2.31	0.48
24:RA:1332:A:O2'	24:RA:1334:U:OP2	2.19	0.48
24:RA:1590:C:HO2'	24:RA:1591:A:P	2.36	0.48
29:RG:29:TRP:O	29:RG:33:ARG:NH1	2.42	0.48
29:RG:144:ILE:HG22	29:RG:146:TYR:H	1.78	0.48
34:RP:62:LEU:O	53:R8:13:ARG:NH1	2.46	0.48
1:XA:373:A:H2'	1:XA:374:A:H8	1.78	0.48
1:XA:985:C:H2'	1:XA:986:A:H8	1.79	0.48
6:XF:50:TYR:OH	18:XR:75:ILE:O	2.32	0.48
24:YA:1249:A:O2'	24:YA:1250:U:O5'	2.30	0.48
24:YA:1581:U:H3	24:YA:1583:C:H1'	1.79	0.48
24:YA:1884:A:N3	24:YA:2245:U:O2'	2.41	0.48

Continued on next page...

Continued from previous page...

Atom-1	Atom-2	Interatomic distance (Å)	Clash overlap (Å)
1:QA:1393:U:O2'	1:QA:1501:C:O2'	2.24	0.48
2:QB:11:LEU:HD23	2:QB:217:ARG:HH22	1.79	0.48
3:QC:29:TYR:OH	14:QN:54:PRO:O	2.30	0.48
5:QE:51:VAL:HG23	5:QE:52:PRO:HD3	1.95	0.48
24:RA:964:A:N3	25:RB:80:U:O2'	2.44	0.48
24:RA:1457:C:H42	24:RA:1637:G:H1	1.61	0.48
43:RY:102:CYS:SG	43:RY:103:GLY:N	2.87	0.48
1:XA:972:C:H5'	10:XJ:57:LYS:HZ2	1.79	0.48
1:XA:1226:C:O2'	13:XM:103:THR:O	2.27	0.48
13:XM:13:LYS:HA	13:XM:44:ARG:HD2	1.94	0.48
24:YA:184:A:OP1	34:YP:46:LYS:NZ	2.37	0.48
24:YA:1409:C:O2'	24:YA:1840:A:N3	2.41	0.48
24:YA:2207:C:H2'	24:YA:2208:G:H8	1.79	0.48
24:YA:2840:G:OP1	27:YE:76:ARG:NH2	2.47	0.48
28:YF:143:ALA:HB1	28:YF:148:LEU:HB2	1.96	0.48
41:YW:86:LEU:HD22	41:YW:96:ILE:HD11	1.94	0.48
53:Y8:28:GLY:O	53:Y8:36:LYS:NZ	2.41	0.48
1:QA:539:A:H2'	1:QA:540:G:C8	2.49	0.47
1:QA:985:C:H2'	1:QA:986:A:H8	1.79	0.47
1:QA:1527:C:O2'	1:QA:1528:U:H5'	2.13	0.47
3:QC:191:THR:OG1	3:QC:194:GLY:O	2.30	0.47
4:QD:14:ARG:HD2	4:QD:40:PRO:HD2	1.96	0.47
5:QE:75:THR:OG1	5:QE:76:ILE:N	2.44	0.47
24:RA:2262:G:C4	35:RQ:82:ARG:HG3	2.49	0.47
28:RF:185:ASP:OD1	28:RF:188:ARG:NH1	2.45	0.47
31:RI:122:GLU:O	31:RI:126:TYR:OH	2.29	0.47
38:RT:62:THR:HG22	38:RT:75:ILE:HG23	1.96	0.47
44:RZ:163:LEU:HD13	44:RZ:167:PRO:HD3	1.95	0.47
1:XA:309:G:H2'	1:XA:310:G:H8	1.79	0.47
1:XA:398:C:H2'	1:XA:399:G:C8	2.49	0.47
24:YA:1462:G:H2'	24:YA:1463:C:C6	2.49	0.47
24:YA:2327:G:OP1	29:YG:36:LYS:NZ	2.46	0.47
24:YA:2855:G:H2'	24:YA:2856:G:C8	2.49	0.47
38:YT:16:ARG:NH1	38:YT:18:ASP:OD2	2.47	0.47
40:YV:49:THR:O	40:YV:49:THR:OG1	2.31	0.47
1:QA:34:C:H2'	1:QA:35:G:H8	1.79	0.47
1:QA:281:G:H8	1:QA:281:G:OP2	1.97	0.47
1:QA:580:U:H2'	1:QA:581:G:O4'	2.14	0.47
3:QC:47:LEU:HB3	3:QC:50:ALA:HB3	1.95	0.47
17:QQ:3:LYS:HB3	17:QQ:61:GLU:HB3	1.96	0.47
24:RA:1411:A:O2'	46:R1:11:ARG:NH2	2.45	0.47

Continued on next page...

Continued from previous page...

Atom-1	Atom-2	Interatomic distance (Å)	Clash overlap (Å)
24:RA:1414:G:OP1	52:R7:28:ARG:NH2	2.45	0.47
24:RA:2065:C:OP1	24:RA:2790:G:O2'	2.22	0.47
24:RA:2172:U:H2'	24:RA:2173:G:C8	2.49	0.47
26:RD:147:LEU:HD23	26:RD:148:GLU:HG3	1.96	0.47
28:RF:153:SER:OG	28:RF:190:GLU:N	2.46	0.47
30:RH:98:LEU:HD23	30:RH:125:VAL:HG23	1.96	0.47
40:RV:6:LYS:HB2	40:RV:38:LEU:HD11	1.96	0.47
1:XA:422:C:HO2'	1:XA:423:G:N2	2.13	0.47
1:XA:1422:G:H5"	33:YO:48:PRO:HB3	1.96	0.47
9:XI:72:GLY:O	9:XI:76:ALA:N	2.42	0.47
11:XK:91:ARG:NH2	11:XK:110:ASP:OD1	2.34	0.47
24:YA:2173:G:H2'	24:YA:2174:G:H8	1.79	0.47
34:YP:91:PHE:O	34:YP:121:LYS:NZ	2.40	0.47
1:QA:304:U:H2'	1:QA:305:G:C8	2.50	0.47
22:QV:53:G:O2'	22:QV:54:U:O5'	2.29	0.47
24:RA:2667:G:N2	24:RA:2677:A:OP2	2.47	0.47
30:RH:70:THR:HG22	30:RH:74:ASN:HD21	1.78	0.47
34:RP:37:GLY:O	34:RP:40:SER:OG	2.29	0.47
44:RZ:10:ARG:HH22	44:RZ:26:GLY:H	1.61	0.47
1:XA:22:G:H4'	1:XA:885:G:C8	2.49	0.47
3:XC:118:GLN:HG2	3:XC:187:ALA:HB2	1.96	0.47
17:XQ:66:SER:OG	17:XQ:67:LYS:O	2.23	0.47
18:XR:32:ARG:HA	18:XR:69:THR:HG21	1.95	0.47
24:YA:268:G:H2'	24:YA:269:G:C8	2.48	0.47
24:YA:604:C:H2'	24:YA:605:G:C8	2.49	0.47
24:YA:612:C:H2'	24:YA:613:A:C8	2.49	0.47
24:YA:863:C:O2'	24:YA:977:G:O6	2.30	0.47
24:YA:1581:U:H2'	24:YA:1582:A:N7	2.29	0.47
24:YA:1843:A:H2'	24:YA:1844:G:H8	1.79	0.47
30:YH:159:GLU:HG2	30:YH:169:VAL:HG11	1.96	0.47
33:YO:120:GLU:OE1	38:YT:67:SER:OG	2.26	0.47
37:YS:34:HIS:ND1	37:YS:53:SER:OG	2.45	0.47
1:QA:1175:G:H2'	1:QA:1176:A:H8	1.78	0.47
5:QE:35:GLY:H	5:QE:112:LEU:HD23	1.79	0.47
9:QI:28:VAL:HG12	9:QI:63:ILE:HB	1.94	0.47
14:QN:37:PHE:HD2	14:QN:44:LEU:HD22	1.78	0.47
24:RA:776:G:OP2	26:RD:13:ARG:NH1	2.47	0.47
24:RA:907:U:H2'	24:RA:908:A:C8	2.49	0.47
24:RA:1514:C:H5	24:RA:1593:C:H2'	1.80	0.47
24:RA:1644:C:O3'	42:RX:35:THR:OG1	2.32	0.47
24:RA:2863:C:H2'	24:RA:2864:G:C8	2.49	0.47

Continued on next page...

Continued from previous page...

Atom-1	Atom-2	Interatomic distance (Å)	Clash overlap (Å)
38:RT:50:ILE:HG13	38:RT:99:LEU:HD12	1.96	0.47
38:RT:124:ASP:O	38:RT:128:GLU:N	2.47	0.47
52:R7:30:VAL:HG22	52:R7:33:ARG:HH21	1.79	0.47
1:XA:359:U:H6	1:XA:359:U:OP2	1.96	0.47
3:XC:25:GLY:O	3:XC:29:TYR:N	2.48	0.47
24:YA:1587:U:H2'	24:YA:1588:G:O4'	2.15	0.47
24:YA:1921:G:H21	24:YA:1924:C:N4	2.13	0.47
24:YA:2687:A:H5'	33:YO:31:LYS:HE3	1.96	0.47
1:QA:975:A:N1	10:QJ:48:THR:OG1	2.46	0.47
1:QA:1010:G:H2'	1:QA:1011:G:H8	1.79	0.47
1:QA:1315:U:H2'	1:QA:1316:G:O4'	2.15	0.47
3:QC:18:TRP:HB3	3:QC:20:SER:H	1.79	0.47
24:RA:320:C:O3'	43:RY:95:LYS:NZ	2.47	0.47
24:RA:1074:A:N3	24:RA:2498:G:O2'	2.43	0.47
24:RA:2624:C:OP2	50:R5:2:ALA:N	2.48	0.47
24:RA:2705:A:H2'	24:RA:2706:G:H8	1.79	0.47
34:RP:89:ALA:O	34:RP:121:LYS:NZ	2.47	0.47
37:RS:67:ARG:O	37:RS:71:ARG:N	2.44	0.47
1:XA:422:C:H4'	1:XA:423:G:C4	2.49	0.47
1:XA:1178:G:N1	1:XA:1181:G:N7	2.62	0.47
24:YA:240:A:C5	24:YA:241:G:H1'	2.49	0.47
27:YE:36:ARG:HG2	27:YE:47:VAL:HG12	1.95	0.47
28:YF:149:ASP:N	28:YF:149:ASP:OD1	2.45	0.47
30:YH:80:SER:OG	30:YH:81:GLU:N	2.47	0.47
1:QA:56:U:H2'	1:QA:57:G:C8	2.49	0.47
24:RA:166:G:H3'	24:RA:167:G:H8	1.80	0.47
24:RA:968:U:H2'	24:RA:969:C:C6	2.49	0.47
24:RA:1174:A:N7	24:RA:2501:G:O2'	2.47	0.47
24:RA:1311:A:H61	24:RA:2035:A:H5"	1.78	0.47
24:RA:2044:U:O2'	24:RA:2629:C:H5'	2.15	0.47
29:RG:150:ASP:OD1	29:RG:150:ASP:N	2.39	0.47
36:RR:75:LEU:HA	36:RR:78:LYS:HB3	1.95	0.47
38:RT:24:PRO:HA	38:RT:49:VAL:HG13	1.96	0.47
53:R8:22:VAL:HB	53:R8:53:PRO:HB3	1.96	0.47
1:XA:412:A:H4'	1:XA:413:G:O5'	2.15	0.47
1:XA:991:U:O2'	1:XA:992:U:O5'	2.30	0.47
22:XV:17:C:H5'	22:XV:61:C:OP1	2.15	0.47
24:YA:2129:C:H2'	24:YA:2130:C:O4'	2.15	0.47
25:YB:85:G:H22	25:YB:92:G:H22	1.61	0.47
25:YB:85:G:H22	25:YB:92:G:N2	2.12	0.47
29:YG:7:LEU:N	29:YG:104:GLU:OE2	2.46	0.47

Continued on next page...

Continued from previous page...

Atom-1	Atom-2	Interatomic distance (Å)	Clash overlap (Å)
1:QA:299:G:H2'	1:QA:300:A:C8	2.50	0.47
1:QA:375:U:O2	16:QP:28:ARG:NH1	2.48	0.47
1:QA:692:U:O2'	1:QA:694:A:N7	2.42	0.47
1:QA:1133:G:N2	1:QA:1141:C:N3	2.54	0.47
2:QB:115:LEU:HD22	2:QB:145:LEU:HB3	1.97	0.47
2:QB:192:SER:OG	2:QB:193:ASP:OD1	2.30	0.47
15:QO:54:ARG:HG2	15:QO:58:MET:HE2	1.97	0.47
24:RA:1103:A:HO2'	24:RA:1104:G:P	2.35	0.47
24:RA:1462:G:H2'	24:RA:1463:C:C6	2.49	0.47
24:RA:2156:A:N7	24:RA:2179:G:O2'	2.47	0.47
24:RA:2555:G:H21	24:RA:2658:C:H5"	1.79	0.47
26:RD:108:PRO:HB3	26:RD:143:HIS:CE1	2.50	0.47
29:RG:59:GLU:OE1	29:RG:153:ARG:NH2	2.47	0.47
29:RG:109:VAL:HG11	29:RG:142:PRO:HB3	1.96	0.47
33:RO:64:ARG:HE	33:RO:83:ALA:HB3	1.80	0.47
53:R8:34:TRP:CD1	53:R8:34:TRP:H	2.33	0.47
53:R8:37:SER:OG	53:R8:38:GLY:N	2.48	0.47
1:XA:269:C:H2'	1:XA:270:A:H8	1.79	0.47
1:XA:600:C:H5'	8:XH:129:VAL:O	2.15	0.47
1:XA:971:G:N1	1:XA:1364:U:O2'	2.48	0.47
1:XA:1003:G:H21	1:XA:1005:A:H5'	1.80	0.47
1:XA:1264:C:H2'	1:XA:1265:G:C8	2.50	0.47
24:YA:36:G:N3	24:YA:476:G:O2'	2.47	0.47
24:YA:390:G:H2'	24:YA:391:G:C8	2.49	0.47
24:YA:528:A:H1'	24:YA:529:U:OP2	2.14	0.47
24:YA:602:G:H2'	24:YA:603:C:C6	2.49	0.47
24:YA:965:G:N2	24:YA:2281:A:OP2	2.43	0.47
24:YA:992:G:H2'	24:YA:993:G:C8	2.49	0.47
24:YA:1399:A:H2'	24:YA:1400:A:C8	2.50	0.47
24:YA:2467:G:H2'	24:YA:2468:C:C6	2.49	0.47
38:YT:123:GLN:O	38:YT:125:ARG:N	2.48	0.47
1:QA:412:A:H4'	1:QA:413:G:O5'	2.15	0.47
3:QC:24:ALA:HB2	3:QC:32:LEU:HD12	1.97	0.47
24:RA:776:G:O2'	24:RA:810:G:H4'	2.15	0.47
24:RA:1487:G:H2'	24:RA:1488:G:H8	1.79	0.47
24:RA:1514:C:C5	24:RA:1593:C:H2'	2.50	0.47
24:RA:2124:U:C2	24:RA:2125:C:H5	2.32	0.47
26:RD:85:ASP:OD2	26:RD:88:ARG:NH1	2.45	0.47
42:RX:55:ASN:HB2	42:RX:80:ILE:HG23	1.96	0.47
1:XA:115:G:H4'	1:XA:116:A:O5'	2.15	0.47
1:XA:320:C:H2'	1:XA:321:A:C8	2.50	0.47

Continued on next page...

Continued from previous page...

Atom-1	Atom-2	Interatomic distance (Å)	Clash overlap (Å)
1:XA:372:C:H42	1:XA:389:A:N6	2.08	0.47
1:XA:1096:C:H2'	1:XA:1097:C:H6	1.79	0.47
7:XG:15:ASP:H	7:XG:20:ASP:H	1.62	0.47
13:XM:23:TYR:HB3	13:XM:67:GLU:HG3	1.97	0.47
17:XQ:83:ASP:OD1	17:XQ:83:ASP:N	2.41	0.47
24:YA:1107:U:OP2	24:YA:1116:A:O2'	2.29	0.47
26:YD:4:LYS:HB3	26:YD:18:VAL:HG23	1.97	0.47
1:QA:958:A:H2'	1:QA:959:A:C8	2.50	0.47
6:QF:72:VAL:O	6:QF:75:LEU:HB3	2.15	0.47
9:QI:83:ARG:HG2	9:QI:102:LEU:HG	1.97	0.47
12:QL:77:LEU:HD23	12:QL:77:LEU:HA	1.81	0.47
24:RA:640:A:C4	28:RF:180:GLY:HA3	2.50	0.47
24:RA:2054:G:OP2	24:RA:2466:G:O2'	2.32	0.47
24:RA:2096:U:H2'	24:RA:2097:U:C6	2.50	0.47
1:XA:464:G:C6	1:XA:466:C:H5'	2.50	0.47
1:XA:627:G:H2'	1:XA:628:G:C8	2.49	0.47
1:XA:1006:C:H2'	1:XA:1007:C:C6	2.50	0.47
12:XL:103:GLY:HA2	12:XL:108:ALA:HA	1.97	0.47
33:YO:88:ASN:HD21	33:YO:92:GLU:HB2	1.79	0.47
46:Y1:83:GLU:HG2	46:Y1:85:LEU:H	1.80	0.47
1:QA:1221:G:OP1	1:QA:1321:C:N4	2.41	0.47
1:QA:1432:G:OP1	38:RT:108:ARG:N	2.37	0.47
24:RA:1405:A:H2'	24:RA:1406:A:H5'	1.96	0.47
24:RA:1658:C:O2'	52:R7:5:TRP:O	2.33	0.47
24:RA:2248:C:H2'	24:RA:2249:G:O4'	2.15	0.47
28:RF:178:PRO:HB3	28:RF:198:ALA:HB1	1.96	0.47
1:XA:184:G:H2'	1:XA:185:A:H8	1.80	0.47
1:XA:583:A:O2'	17:XQ:91:ARG:NE	2.39	0.47
1:XA:628:G:H2'	1:XA:629:G:C8	2.50	0.47
1:XA:1230:C:H5'	22:XV:30:C:H5"	1.97	0.47
24:YA:418:G:O2'	24:YA:437:G:OP1	2.26	0.47
24:YA:746:A:N3	24:YA:1680:G:O2'	2.42	0.47
34:YP:46:LYS:HB3	34:YP:46:LYS:HE3	1.71	0.47
48:Y3:10:LYS:NZ	48:Y3:15:TYR:OH	2.48	0.47
1:QA:768:A:H4'	1:QA:1523:G:N2	2.30	0.46
2:QB:178:ARG:NH2	2:QB:196:LEU:O	2.48	0.46
17:QQ:79:SER:OG	17:QQ:80:GLY:N	2.48	0.46
24:RA:399:G:O2'	24:RA:400:U:O5'	2.33	0.46
24:RA:1384:G:N7	42:RX:62:LYS:NZ	2.60	0.46
24:RA:2687:A:H5'	33:RO:31:LYS:HE2	1.96	0.46
24:RA:2855:G:H2'	24:RA:2856:G:C8	2.50	0.46

Continued on next page...

Continued from previous page...

Atom-1	Atom-2	Interatomic distance (Å)	Clash overlap (Å)
46:R1:40:ARG:HH12	46:R1:42:GLN:HE21	1.62	0.46
1:XA:1238:A:N6	1:XA:1301:U:C2	2.82	0.46
1:XA:1499:A:H1'	1:XA:1520:G:H5'	1.97	0.46
2:XB:172:ILE:H	2:XB:172:ILE:HG13	1.53	0.46
24:YA:829:A:O2'	26:YD:225:ALA:O	2.30	0.46
24:YA:1362:U:H2'	24:YA:1363:A:C8	2.50	0.46
24:YA:2108:U:H2'	24:YA:2109:G:C8	2.50	0.46
38:YT:51:ARG:HB2	38:YT:98:LYS:HG3	1.97	0.46
1:QA:673:G:H2'	1:QA:674:G:H8	1.78	0.46
1:QA:963:G:H21	10:QJ:55:LYS:HG2	1.81	0.46
24:RA:911:G:H21	24:RA:913:A:N6	2.12	0.46
24:RA:998:A:OP2	35:RQ:16:ARG:HD3	2.16	0.46
24:RA:1451:U:H2'	24:RA:1452:U:H6	1.79	0.46
25:RB:55:U:O3'	29:RG:27:ASN:ND2	2.48	0.46
28:RF:170:LEU:HD22	28:RF:172:TRP:HE1	1.80	0.46
44:RZ:104:PHE:HA	44:RZ:139:VAL:HG13	1.97	0.46
1:XA:21:G:H2'	1:XA:22:G:C8	2.49	0.46
1:XA:45:U:H2'	1:XA:46:G:C8	2.51	0.46
1:XA:328:C:H4'	1:XA:329:A:O5'	2.16	0.46
1:XA:360:A:H2'	1:XA:361:G:C8	2.50	0.46
1:XA:1229:A:O2'	22:XV:30:C:OP1	2.34	0.46
6:XF:24:GLU:HA	6:XF:27:GLN:HG2	1.96	0.46
24:YA:389:G:H2'	24:YA:390:G:H8	1.79	0.46
24:YA:968:U:H2'	24:YA:969:C:C6	2.50	0.46
24:YA:2136:A:N1	24:YA:2141:A:N6	2.63	0.46
24:YA:2156:A:HO2'	24:YA:2181:G:H21	1.58	0.46
24:YA:2863:C:H2'	24:YA:2864:G:H8	1.80	0.46
1:QA:436:C:H2'	1:QA:437:U:C6	2.51	0.46
1:QA:769:G:H4'	1:QA:1513:A:H4'	1.98	0.46
1:QA:1066:C:N4	1:QA:1191:A:N6	2.63	0.46
1:QA:1141:C:H2'	1:QA:1142:G:C8	2.51	0.46
24:RA:48:A:H61	24:RA:166:G:H2'	1.80	0.46
24:RA:528:A:H4'	24:RA:529:U:H5'	1.97	0.46
24:RA:561:A:OP1	39:RU:53:ARG:NH1	2.49	0.46
24:RA:2294:G:H4'	24:RA:2401:G:O2'	2.14	0.46
28:RF:11:VAL:HG22	28:RF:125:LEU:HD12	1.97	0.46
46:R1:73:LEU:HB3	46:R1:90:ILE:HG12	1.96	0.46
48:R3:3:ARG:HD3	48:R3:60:GLU:O	2.14	0.46
1:XA:1038:C:H2'	1:XA:1039:C:C6	2.50	0.46
9:XI:71:SER:HA	9:XI:74:ILE:HG13	1.98	0.46
24:YA:1108:G:H1	24:YA:1122:C:H42	1.63	0.46

Continued on next page...

Continued from previous page...

Atom-1	Atom-2	Interatomic distance (Å)	Clash overlap (Å)
26:YD:26:LYS:NZ	26:YD:83:GLU:OE2	2.36	0.46
1:QA:41:G:H2'	1:QA:42:G:C8	2.49	0.46
1:QA:277:C:H5"	17:QQ:68:ARG:HH21	1.81	0.46
1:QA:426:G:OP1	4:QD:36:ARG:NH1	2.44	0.46
1:QA:600:C:H2'	1:QA:601:C:H6	1.81	0.46
1:QA:662:G:O2'	1:QA:836:G:OP1	2.32	0.46
1:QA:1043:C:H2'	1:QA:1044:A:H8	1.80	0.46
1:QA:1077:G:O6	5:QE:47:LYS:NZ	2.48	0.46
12:QL:24:VAL:HG13	12:QL:98:TYR:HE1	1.80	0.46
14:QN:47:LEU:O	14:QN:51:GLY:N	2.49	0.46
16:QP:43:LYS:HG2	16:QP:48:TRP:CD2	2.50	0.46
24:RA:173:C:H2'	24:RA:174:U:C6	2.49	0.46
24:RA:2401:G:H5"	24:RA:2402:U:O4'	2.16	0.46
25:RB:22:U:O4	25:RB:61:G:O6	2.33	0.46
28:RF:122:LYS:HB3	28:RF:191:ARG:HA	1.98	0.46
1:XA:78:G:O2'	1:XA:79:G:OP1	2.27	0.46
1:XA:328:C:H1'	1:XA:329:A:OP2	2.15	0.46
1:XA:509:A:N3	1:XA:543:C:O2'	2.42	0.46
1:XA:719:C:O2'	18:XR:50:ILE:O	2.32	0.46
3:XC:136:GLN:O	3:XC:140:ARG:N	2.35	0.46
13:XM:52:GLU:HG2	13:XM:55:ARG:HH21	1.80	0.46
13:XM:69:GLU:O	13:XM:73:GLU:N	2.41	0.46
20:XT:56:MET:HE3	20:XT:85:MET:HE2	1.97	0.46
20:XT:74:LYS:HD3	20:XT:74:LYS:HA	1.76	0.46
24:YA:199:C:OP2	52:Y7:29:LYS:NZ	2.49	0.46
24:YA:1046:A:H2'	24:YA:1047:A:C8	2.50	0.46
24:YA:2096:U:H2'	24:YA:2097:U:C6	2.51	0.46
31:YI:45:LYS:HD2	31:YI:45:LYS:HA	1.78	0.46
1:QA:522:C:H41	12:QL:53:ARG:HH22	1.64	0.46
1:QA:1187:G:N3	14:QN:60:SER:OG	2.49	0.46
1:QA:1285:A:H1'	1:QA:1286:A:OP2	2.16	0.46
1:QA:1347:G:N2	1:QA:1374:A:OP2	2.35	0.46
3:QC:88:ARG:HH12	3:QC:101:LEU:N	2.13	0.46
9:QI:104:ARG:NH1	9:QI:105:ASP:O	2.48	0.46
13:QM:54:VAL:HG23	13:QM:57:ARG:HH21	1.80	0.46
24:RA:844:C:OP1	28:RF:60:SER:OG	2.34	0.46
24:RA:1585:G:H2'	24:RA:1586:G:H8	1.81	0.46
24:RA:1880:G:H2'	24:RA:1881:G:H8	1.79	0.46
24:RA:2137:G:OP1	24:RA:2188:G:O2'	2.34	0.46
29:RG:2:PRO:HB2	29:RG:3:LEU:HB2	1.97	0.46
1:XA:325:A:OP2	20:XT:70:SER:OG	2.19	0.46

Continued on next page...

Continued from previous page...

Atom-1	Atom-2	Interatomic distance (Å)	Clash overlap (Å)
1:XA:767:A:O2'	1:XA:1524:C:O2	2.31	0.46
1:XA:789:U:H1'	1:XA:792:A:H2	1.80	0.46
1:XA:1264:C:H2'	1:XA:1265:G:H8	1.80	0.46
2:XB:192:SER:OG	2:XB:193:ASP:N	2.48	0.46
3:XC:42:LEU:HA	3:XC:45:LYS:HB3	1.96	0.46
9:XI:25:LYS:HB2	9:XI:25:LYS:HE3	1.69	0.46
24:YA:570:C:H3'	24:YA:571:A:C8	2.50	0.46
24:YA:831:A:N6	24:YA:2094:G:O2'	2.48	0.46
29:YG:11:TYR:HA	29:YG:15:VAL:HB	1.97	0.46
1:QA:587:G:N2	1:QA:754:C:OP2	2.48	0.46
1:QA:1218:C:H2'	1:QA:1219:U:C6	2.50	0.46
1:QA:1314:C:H2'	1:QA:1315:U:C6	2.51	0.46
12:QL:117:ARG:HB2	12:QL:122:THR:HB	1.96	0.46
20:QT:85:MET:HE2	20:QT:85:MET:HB3	1.82	0.46
24:RA:312:C:H2'	24:RA:313:A:H8	1.80	0.46
24:RA:656:A:OP2	53:R8:46:ARG:NH2	2.48	0.46
24:RA:1585:G:H2'	24:RA:1586:G:C8	2.51	0.46
24:RA:2326:C:H2'	24:RA:2327:G:H8	1.81	0.46
24:RA:2555:G:H2'	24:RA:2556:G:C8	2.50	0.46
37:RS:100:ALA:HA	37:RS:103:GLU:HB2	1.98	0.46
1:XA:437:U:H3	1:XA:495:A:H62	1.62	0.46
1:XA:737:A:H2'	1:XA:738:C:C6	2.51	0.46
4:XD:127:THR:HA	4:XD:132:ARG:HA	1.97	0.46
8:XH:49:GLU:HG2	8:XH:62:TYR:HE2	1.79	0.46
10:XJ:54:PHE:HB3	10:XJ:55:LYS:HD2	1.98	0.46
16:XP:69:THR:O	16:XP:69:THR:OG1	2.31	0.46
24:YA:321:C:H2'	24:YA:322:G:O4'	2.16	0.46
24:YA:510:C:H2'	24:YA:511:C:H6	1.80	0.46
24:YA:902:G:O2'	45:Y0:27:GLU:OE2	2.26	0.46
24:YA:1112:U:H5'	24:YA:1113:A:OP2	2.15	0.46
24:YA:2045:G:H5'	24:YA:2629:C:H4'	1.98	0.46
26:YD:254:THR:OG1	26:YD:254:THR:O	2.34	0.46
40:YV:68:LYS:HD3	40:YV:68:LYS:HA	1.73	0.46
41:YW:10:VAL:HG12	41:YW:12:ILE:HG22	1.97	0.46
42:YX:25:LYS:NZ	42:YX:82:GLN:OE1	2.39	0.46
1:QA:35:G:N3	12:QL:118:SER:OG	2.45	0.46
1:QA:560:U:H4'	1:QA:561:U:H5"	1.98	0.46
1:QA:743:U:H2'	1:QA:744:C:C6	2.51	0.46
1:QA:1199:U:O2'	1:QA:1202:G:OP1	2.33	0.46
24:RA:1311:A:H8	24:RA:1311:A:OP1	1.98	0.46
24:RA:1362:U:H2'	24:RA:1363:A:C8	2.51	0.46

Continued on next page...

Continued from previous page...

Atom-1	Atom-2	Interatomic distance (Å)	Clash overlap (Å)
24:RA:1530:G:H2'	24:RA:1531:G:H8	1.81	0.46
24:RA:1728:G:HO2'	24:RA:1793:A:HO2'	1.62	0.46
24:RA:2209:G:H2'	24:RA:2210:C:C6	2.51	0.46
28:RF:93:LYS:HA	28:RF:93:LYS:HD3	1.78	0.46
30:RH:4:ILE:HG22	30:RH:6:ARG:HG2	1.96	0.46
32:RN:6:PRO:HG3	32:RN:41:ASP:HB2	1.96	0.46
35:RQ:63:LYS:HD2	44:RZ:175:VAL:HG21	1.97	0.46
1:XA:564:C:OP2	12:XL:15:ARG:NH2	2.27	0.46
1:XA:950:U:H2'	1:XA:951:G:C8	2.51	0.46
1:XA:985:C:H2'	1:XA:986:A:C8	2.51	0.46
10:XJ:84:GLN:HB2	10:XJ:85:LEU:HD12	1.97	0.46
24:YA:1211:U:H3	24:YA:1229:G:H1	1.63	0.46
24:YA:2549:U:H2'	24:YA:2550:C:C6	2.50	0.46
31:YI:62:LYS:HE3	31:YI:133:HIS:CE1	2.50	0.46
33:YO:106:LEU:O	33:YO:110:GLY:N	2.47	0.46
44:YZ:123:ASP:OD1	44:YZ:123:ASP:N	2.46	0.46
44:YZ:151:HIS:HA	44:YZ:170:THR:HA	1.96	0.46
1:QA:1479:C:H2'	1:QA:1480:G:H8	1.81	0.46
24:RA:9:U:OP1	32:RN:115:ARG:NH2	2.49	0.46
24:RA:1148:C:H2'	24:RA:1149:A:H8	1.81	0.46
24:RA:1272:A:OP1	40:RV:84:LYS:NZ	2.40	0.46
24:RA:2165:C:N4	24:RA:2171:G:O6	2.49	0.46
31:RI:129:THR:O	31:RI:129:THR:OG1	2.31	0.46
40:RV:68:LYS:HD2	40:RV:68:LYS:HA	1.67	0.46
20:XT:105:SER:O	20:XT:105:SER:OG	2.34	0.46
23:XX:2:G:H2'	23:XX:3:C:C2	2.51	0.46
24:YA:47:G:N1	24:YA:166:G:OP2	2.47	0.46
28:YF:40:GLN:HE22	28:YF:182:ASN:HD22	1.63	0.46
32:YN:30:ILE:HG23	32:YN:52:VAL:HG11	1.97	0.46
46:Y1:86:SER:O	46:Y1:89:GLU:N	2.49	0.46
48:Y3:12:PRO:HA	48:Y3:15:TYR:HD2	1.81	0.46
53:Y8:25:MET:HE3	53:Y8:25:MET:HB3	1.83	0.46
1:QA:328:C:H4'	1:QA:329:A:H5'	1.98	0.46
1:QA:757:U:O2'	1:QA:879:C:O2	2.34	0.46
6:QF:30:LEU:HB3	6:QF:35:ALA:HB3	1.98	0.46
10:QJ:7:LYS:HB3	10:QJ:97:GLU:HB2	1.96	0.46
10:QJ:84:GLN:HG3	10:QJ:85:LEU:HD12	1.98	0.46
11:QK:85:ARG:HE	11:QK:111:ASP:HB3	1.80	0.46
42:RX:53:LYS:HB3	42:RX:82:GLN:HB3	1.97	0.46
47:R2:37:PHE:O	47:R2:40:SER:OG	2.32	0.46
1:XA:448:A:OP2	1:XA:485:G:N2	2.34	0.46

Continued on next page...

Continued from previous page...

Atom-1	Atom-2	Interatomic distance (Å)	Clash overlap (Å)
1:XA:521:G:O2'	1:XA:536:C:O2'	2.34	0.46
1:XA:1321:C:H5"	1:XA:1322:C:H2'	1.98	0.46
2:XB:138:LEU:HA	2:XB:141:GLU:HB2	1.98	0.46
12:XL:102:ARG:HB3	12:XL:109:GLY:HA2	1.98	0.46
22:XV:23:C:H2'	22:XV:24:G:H8	1.80	0.46
24:YA:2207:C:H2'	24:YA:2208:G:C8	2.51	0.46
24:YA:2371:C:H2'	24:YA:2372:A:O4'	2.15	0.46
25:YB:40:U:N3	25:YB:44:G:OP2	2.29	0.46
39:YU:92:ARG:HD2	40:YV:11:GLN:HB2	1.97	0.46
46:Y1:18:ILE:HG12	46:Y1:37:ILE:HG12	1.97	0.46
1:QA:107:G:N7	20:QT:15:ARG:NH2	2.64	0.46
1:QA:243:A:H4'	1:QA:244:U:H3'	1.98	0.46
1:QA:370:C:H2'	1:QA:371:G:H8	1.80	0.46
1:QA:407:G:H5"	4:QD:115:ARG:HB3	1.98	0.46
1:QA:444:C:H2'	1:QA:445:G:H8	1.81	0.46
1:QA:1305:G:OP1	21:QU:2:GLY:N	2.48	0.46
2:QB:71:VAL:HA	2:QB:93:VAL:HB	1.98	0.46
7:QG:42:ILE:HA	7:QG:115:ARG:HH21	1.81	0.46
11:QK:33:THR:OG1	11:QK:34:ASP:OD1	2.33	0.46
24:RA:344:A:H4'	24:RA:346:A:N7	2.31	0.46
24:RA:911:G:H2'	24:RA:912:C:C6	2.51	0.46
24:RA:2407:C:O2'	46:R1:30:VAL:O	2.33	0.46
24:RA:2760:G:N2	24:RA:2770:A:H62	2.06	0.46
38:RT:12:SER:HB3	38:RT:15:VAL:HG13	1.97	0.46
1:XA:444:C:H2'	1:XA:445:G:H8	1.80	0.46
1:XA:452:A:H2'	1:XA:453:A:H8	1.80	0.46
1:XA:1314:C:H2'	1:XA:1315:U:C6	2.51	0.46
24:YA:1072:U:H1'	24:YA:1073:A:O5'	2.16	0.46
24:YA:1249:A:HO2'	24:YA:1250:U:P	2.38	0.46
24:YA:1472:G:N7	26:YD:31:LYS:NZ	2.62	0.46
26:YD:152:GLY:O	26:YD:154:LYS:HG2	2.16	0.46
1:QA:493:G:N2	1:QA:494:U:O4	2.49	0.45
1:QA:564:C:OP2	12:QL:15:ARG:NH2	2.36	0.45
1:QA:1127:G:H1	1:QA:1144:G:H1	1.64	0.45
1:QA:1422:G:H2'	1:QA:1423:G:H8	1.81	0.45
10:QJ:22:LYS:HB3	10:QJ:22:LYS:HE2	1.74	0.45
24:RA:123:G:OP1	52:R7:14:LYS:NZ	2.36	0.45
24:RA:1068:G:P	32:RN:69:GLN:HE22	2.39	0.45
29:RG:57:ALA:O	29:RG:61:ALA:N	2.41	0.45
35:RQ:116:GLU:OE2	35:RQ:119:ARG:NH2	2.47	0.45
1:XA:939:G:H2'	1:XA:940:C:C6	2.51	0.45

Continued on next page...

Continued from previous page...

Atom-1	Atom-2	Interatomic distance (Å)	Clash overlap (Å)
1:XA:992:U:C2	1:XA:1044:A:N6	2.84	0.45
1:XA:1203:C:H2'	1:XA:1204:A:H8	1.81	0.45
24:YA:1574:A:OP2	24:YA:1588:G:N1	2.49	0.45
1:QA:384:G:H2'	1:QA:385:C:H6	1.81	0.45
1:QA:736:C:H2'	1:QA:737:A:H8	1.81	0.45
1:QA:1071:C:H5"	5:QE:49:PRO:HG2	1.97	0.45
1:QA:1354:C:H2'	1:QA:1355:G:H8	1.81	0.45
2:QB:168:THR:HB	2:QB:192:SER:HB2	1.98	0.45
4:QD:155:LEU:HD23	4:QD:155:LEU:HA	1.78	0.45
7:QG:123:GLU:OE1	7:QG:133:GLY:N	2.44	0.45
14:QN:53:LEU:HD12	14:QN:53:LEU:HA	1.86	0.45
24:RA:106:U:H2'	24:RA:107:G:H8	1.81	0.45
24:RA:1896:G:H5'	24:RA:1897:C:OP2	2.17	0.45
24:RA:2299:A:N6	24:RA:2356:U:H3	2.13	0.45
24:RA:2326:C:H2'	24:RA:2327:G:C8	2.51	0.45
30:RH:26:VAL:HG21	30:RH:75:ALA:HB1	1.97	0.45
31:RI:77:LEU:HG	31:RI:140:LEU:HB2	1.97	0.45
31:RI:83:ALA:O	31:RI:89:TYR:CE2	2.69	0.45
44:RZ:79:ARG:HB2	44:RZ:80:ARG:HG3	1.98	0.45
1:XA:410:G:H2'	1:XA:429:U:C5	2.51	0.45
1:XA:750:G:O2'	15:XO:21:ASP:OD1	2.34	0.45
2:XB:69:LEU:HD12	2:XB:70:PHE:H	1.80	0.45
4:XD:147:ALA:HA	4:XD:182:LYS:HA	1.98	0.45
24:YA:599:U:H2'	24:YA:600:G:C8	2.51	0.45
24:YA:776:G:O2'	24:YA:810:G:H4'	2.17	0.45
24:YA:1035:G:OP2	48:Y3:11:SER:OG	2.24	0.45
24:YA:2432:C:OP1	53:Y8:34:TRP:HB3	2.14	0.45
24:YA:2589:A:O4'	50:Y5:3:LYS:HB2	2.16	0.45
25:YB:85:G:N2	25:YB:92:G:H22	2.14	0.45
29:YG:139:LEU:HD12	29:YG:144:ILE:HG23	1.98	0.45
37:YS:27:SER:HA	37:YS:88:ASP:HB3	1.99	0.45
1:QA:779:C:H5"	11:QK:122:LYS:HD3	1.97	0.45
1:QA:853:G:H2'	1:QA:854:G:H8	1.81	0.45
1:QA:1007:C:H2'	1:QA:1008:C:C6	2.51	0.45
13:QM:80:ARG:NH2	19:QS:65:ASN:O	2.50	0.45
23:QX:5:A:H2'	23:QX:6:G:H8	1.80	0.45
24:RA:230:A:OP1	24:RA:232:U:H1'	2.16	0.45
24:RA:1110:C:H3'	24:RA:1111:U:H5'	1.97	0.45
24:RA:1122:C:H4'	24:RA:1123:A:OP1	2.16	0.45
24:RA:2699:U:H2'	24:RA:2700:U:O4'	2.16	0.45
24:RA:2701:U:H4'	24:RA:2702:C:O5'	2.16	0.45

Continued on next page...

Continued from previous page...

Atom-1	Atom-2	Interatomic distance (Å)	Clash overlap (Å)
27:RE:134:ILE:HA	27:RE:137:HIS:CD2	2.51	0.45
33:RO:10:VAL:HG11	33:RO:16:ALA:HB3	1.99	0.45
38:RT:107:ASP:N	38:RT:107:ASP:OD1	2.48	0.45
1:XA:1074:G:O2'	1:XA:1101:A:N1	2.46	0.45
1:XA:1221:G:OP1	1:XA:1321:C:N4	2.33	0.45
24:YA:18:C:O2'	24:YA:577:U:OP1	2.30	0.45
24:YA:1116:A:N6	24:YA:1143:U:O2'	2.49	0.45
24:YA:1359:U:O2	24:YA:1359:U:H3'	2.16	0.45
24:YA:1468:G:H4'	24:YA:1539:C:OP1	2.15	0.45
24:YA:1491:A:H4'	24:YA:1507:A:H2'	1.97	0.45
24:YA:1833:A:H2'	24:YA:1834:A:C8	2.51	0.45
43:YY:5:MET:HE3	43:YY:5:MET:HB3	1.80	0.45
1:QA:382:A:H2'	1:QA:383:A:C8	2.52	0.45
24:RA:138:G:H22	24:RA:1642:A:H4'	1.82	0.45
24:RA:263:C:H2'	24:RA:264:G:C8	2.52	0.45
24:RA:880:U:O2	34:RP:55:ARG:NH2	2.38	0.45
25:RB:33:G:H5'	29:RG:2:PRO:HG3	1.98	0.45
26:RD:72:LYS:NZ	26:RD:99:ASP:OD2	2.36	0.45
26:RD:144:ALA:HB3	26:RD:192:THR:HB	1.98	0.45
39:RU:50:ARG:O	39:RU:54:LYS:NZ	2.34	0.45
1:XA:1014:A:H2	1:XA:1219:U:H1'	1.82	0.45
2:XB:216:SER:OG	2:XB:217:ARG:N	2.49	0.45
5:XE:100:VAL:HA	5:XE:118:ILE:HG22	1.97	0.45
12:XL:11:VAL:HG11	17:XQ:36:ILE:HG21	1.99	0.45
24:YA:662:A:H4'	24:YA:663:G:O5'	2.16	0.45
24:YA:1832:G:H2'	24:YA:1832:G:N3	2.32	0.45
32:YN:96:GLU:HB2	32:YN:122:VAL:HG12	1.99	0.45
49:Y4:15:ILE:HB	49:Y4:32:TYR:HD1	1.80	0.45
1:QA:484:G:H4'	1:QA:485:G:O5'	2.16	0.45
1:QA:749:C:H2'	1:QA:750:G:H8	1.82	0.45
1:QA:1063:C:H2'	1:QA:1064:G:C8	2.51	0.45
1:QA:1201:A:HO2'	1:QA:1202:G:P	2.40	0.45
1:QA:1320:C:H2'	1:QA:1321:C:C6	2.51	0.45
3:QC:155:GLY:HA3	3:QC:196:LEU:HD13	1.99	0.45
9:QI:111:ARG:NH1	14:QN:61:TRP:OXT	2.39	0.45
10:QJ:81:THR:OG1	10:QJ:82:ILE:N	2.50	0.45
11:QK:85:ARG:HA	11:QK:112:THR:HG22	1.98	0.45
24:RA:30:G:O2'	24:RA:1259:A:N3	2.41	0.45
24:RA:1712:A:C3'	24:RA:1713:G:H5'	2.42	0.45
30:RH:43:VAL:HG23	30:RH:52:VAL:HG12	1.98	0.45
41:RW:6:ILE:HG12	41:RW:104:THR:HG23	1.98	0.45

Continued on next page...

Continued from previous page...

Atom-1	Atom-2	Interatomic distance (Å)	Clash overlap (Å)
1:XA:263:A:OP1	20:XT:79:ARG:HD3	2.17	0.45
24:YA:1683:C:H2'	24:YA:1684:A:H8	1.82	0.45
49:Y4:62:ARG:HG3	49:Y4:63:TYR:H	1.81	0.45
1:QA:269:C:H2'	1:QA:270:A:H8	1.81	0.45
1:QA:356:A:N3	1:QA:368:U:O2'	2.36	0.45
1:QA:703:G:H4'	1:QA:704:A:O5'	2.15	0.45
1:QA:1414:U:H2'	1:QA:1415:G:C8	2.48	0.45
1:QA:1512:U:H2'	1:QA:1513:A:C8	2.52	0.45
2:QB:195:ASP:O	8:QH:68:ARG:NH2	2.40	0.45
24:RA:468:G:H1'	28:RF:48:THR:HG21	1.98	0.45
24:RA:1342:G:OP1	24:RA:2721:G:O2'	2.14	0.45
24:RA:1921:G:H22	24:RA:1924:C:H41	1.65	0.45
1:XA:1095:U:P	1:XA:1108:G:H1	2.37	0.45
16:XP:18:ARG:NH1	16:XP:32:TYR:HH	2.15	0.45
24:YA:1472:G:OP2	24:YA:1473:A:O2'	2.32	0.45
24:YA:1501:U:H5'	36:YR:63:ARG:HH21	1.81	0.45
24:YA:1701:A:N1	24:YA:2070:G:O2'	2.50	0.45
24:YA:1717:C:O5'	24:YA:1717:C:H6	1.99	0.45
24:YA:2603:C:H2'	24:YA:2604:G:C8	2.51	0.45
36:YR:28:LEU:HD23	36:YR:48:VAL:HG21	1.97	0.45
1:QA:21:G:H2'	1:QA:22:G:C8	2.52	0.45
1:QA:254:G:H2'	1:QA:255:G:H8	1.82	0.45
1:QA:1446:A:HO2'	1:QA:1447:G:P	2.39	0.45
22:QV:43:G:H2'	22:QV:44:G:H8	1.80	0.45
24:RA:166:G:H5'	24:RA:167:G:C8	2.52	0.45
24:RA:854:U:O2'	24:RA:2082:A:N1	2.41	0.45
24:RA:1331:G:N2	24:RA:1374:G:H5"	2.32	0.45
24:RA:1501:U:O2'	24:RA:1502:G:N7	2.50	0.45
24:RA:2204:G:H2'	24:RA:2205:C:C6	2.52	0.45
24:RA:2409:G:O6	24:RA:2431:U:O2	2.35	0.45
24:YA:506:A:O2'	43:YY:46:LYS:O	2.34	0.45
24:YA:844:C:OP1	28:YF:60:SER:OG	2.33	0.45
24:YA:956:A:N3	24:YA:2276:C:O2'	2.39	0.45
24:YA:1079:U:OP1	54:Y9:9:ARG:NH2	2.41	0.45
24:YA:1961:U:H3'	24:YA:1962:U:H5'	1.98	0.45
27:YE:52:LEU:O	27:YE:76:ARG:N	2.48	0.45
33:YO:34:THR:OG1	33:YO:35:VAL:N	2.49	0.45
34:YP:100:LEU:HD12	34:YP:112:LEU:HD11	1.98	0.45
44:YZ:144:LEU:HD11	44:YZ:150:LEU:HD23	1.98	0.45
54:Y9:1:MET:HE2	54:Y9:1:MET:HB2	1.72	0.45
1:QA:1287:A:H2'	1:QA:1288:A:C8	2.51	0.45

Continued on next page...

Continued from previous page...

Atom-1	Atom-2	Interatomic distance (Å)	Clash overlap (Å)
6:QF:50:TYR:OH	18:QR:75:ILE:O	2.35	0.45
24:RA:239:G:H2'	24:RA:240:A:C8	2.51	0.45
24:RA:503:A:H2'	24:RA:504:A:C8	2.52	0.45
24:RA:1921:G:O2'	24:RA:1922:A:H5"	2.16	0.45
24:RA:2075:G:OP1	27:RE:144:ARG:HG2	2.17	0.45
39:RU:15:LYS:HE3	39:RU:15:LYS:HB3	1.77	0.45
1:XA:323:U:H2'	1:XA:324:G:O4'	2.16	0.45
1:XA:1119:C:H2'	1:XA:1120:G:H8	1.82	0.45
1:XA:1297:C:H1'	1:XA:1298:C:OP2	2.16	0.45
1:XA:1346:A:N1	1:XA:1374:A:H5"	2.32	0.45
2:XB:68:ILE:H	2:XB:90:MET:HE2	1.82	0.45
2:XB:178:ARG:HH22	8:XH:68:ARG:HH22	1.65	0.45
3:XC:138:VAL:HG13	3:XC:149:ALA:HB3	1.99	0.45
4:XD:52:SER:OG	4:XD:55:ALA:N	2.44	0.45
6:XF:100:ASN:ND2	18:XR:27:GLY:O	2.43	0.45
15:XO:7:GLU:OE2	15:XO:38:ARG:NH2	2.40	0.45
21:XU:12:LYS:O	21:XU:16:GLY:N	2.45	0.45
24:YA:139:A:H8	24:YA:1454:C:O2'	2.00	0.45
24:YA:2075:G:OP1	27:YE:144:ARG:HG2	2.17	0.45
49:Y4:28:LYS:HA	49:Y4:29:PRO:HD3	1.79	0.45
1:QA:67:C:H2'	1:QA:68:G:C8	2.52	0.45
1:QA:1499:A:OP1	1:QA:1500:A:OP2	2.35	0.45
11:QK:87:THR:HA	11:QK:91:ARG:HD2	1.98	0.45
24:RA:839:G:N3	24:RA:2094:G:O2'	2.43	0.45
24:RA:1588:G:H5"	24:RA:1589:A:OP2	2.17	0.45
24:RA:1636:U:H2'	24:RA:1637:G:C8	2.51	0.45
24:RA:2589:A:H2'	24:RA:2626:A:N6	2.32	0.45
25:RB:44:G:H5"	25:RB:45:A:OP1	2.17	0.45
31:RI:97:ILE:O	31:RI:101:LEU:N	2.42	0.45
35:RQ:32:TYR:CZ	35:RQ:111:GLU:HB3	2.52	0.45
1:XA:377:G:H2'	1:XA:378:G:C8	2.52	0.45
5:XE:69:VAL:HG11	5:XE:113:ALA:HB1	1.99	0.45
24:YA:48:A:N7	24:YA:118:U:H5	2.15	0.45
24:YA:1639:G:H2'	24:YA:1640:G:C8	2.52	0.45
27:YE:57:LYS:HA	27:YE:57:LYS:HD2	1.73	0.45
1:QA:244:U:H4'	1:QA:245:C:O5'	2.17	0.45
18:QR:53:ARG:HH21	18:QR:59:SER:HA	1.82	0.45
24:RA:387:G:H2'	24:RA:388:A:H8	1.81	0.45
24:RA:1580:G:O3'	24:RA:1581:U:H4'	2.17	0.45
1:XA:7:G:H5'	1:XA:298:A:O4'	2.17	0.45
1:XA:851:G:H2'	1:XA:852:G:H8	1.82	0.45

Continued on next page...

Continued from previous page...

Atom-1	Atom-2	Interatomic distance (Å)	Clash overlap (Å)
1:XA:881:G:P	12:XL:12:ARG:HH22	2.39	0.45
1:XA:1151:A:H2'	1:XA:1152:A:H8	1.81	0.45
24:YA:1385:G:H5"	42:YX:16:LYS:HD2	1.99	0.45
24:YA:1546:G:N2	26:YD:99:ASP:O	2.44	0.45
24:YA:2799:U:O2'	27:YE:62:PRO:O	2.33	0.45
39:YU:92:ARG:HD3	39:YU:94:ASN:HB3	1.99	0.45
1:QA:325:A:OP2	20:QT:70:SER:OG	2.23	0.44
3:QC:132:ARG:NH1	3:QC:136:GLN:HG3	2.32	0.44
11:QK:24:SER:HB3	11:QK:27:ASN:H	1.83	0.44
16:QP:1:MET:SD	16:QP:1:MET:N	2.85	0.44
24:RA:986:A:O2'	24:RA:1235:G:O3'	2.35	0.44
24:RA:1553:A:H5'	24:RA:1554:A:OP2	2.16	0.44
24:RA:2428:C:H5"	34:RP:65:ARG:HE	1.82	0.44
36:RR:88:ARG:NH2	36:RR:89:ASP:OD1	2.49	0.44
39:RU:92:ARG:HH12	40:RV:10:LYS:HA	1.82	0.44
42:RX:57:LEU:HG	42:RX:78:LYS:HB2	1.98	0.44
44:RZ:138:GLU:HB3	44:RZ:156:LYS:HE2	1.99	0.44
1:XA:538:G:H2'	1:XA:539:A:H8	1.82	0.44
1:XA:1286:A:H2'	1:XA:1287:A:H4'	1.98	0.44
1:XA:1309:G:P	13:XM:92:HIS:HE2	2.40	0.44
5:XE:34:VAL:HG11	5:XE:63:ARG:HD2	1.98	0.44
12:XL:17:LYS:HD2	12:XL:18:VAL:H	1.82	0.44
24:YA:537:G:OP1	24:YA:1280:U:O2'	2.13	0.44
24:YA:539:A:N3	24:YA:604:C:O2'	2.39	0.44
24:YA:1231:G:H2'	24:YA:1232:G:O4'	2.18	0.44
24:YA:1321:A:N1	24:YA:1341:C:O2'	2.46	0.44
24:YA:2514:G:H5"	24:YA:2515:A:H5"	1.99	0.44
24:YA:2649:U:H2'	24:YA:2650:G:O4'	2.17	0.44
25:YB:92:G:H5"	44:YZ:79:ARG:NH2	2.32	0.44
25:YB:105:G:OP1	44:YZ:72:ARG:NH2	2.50	0.44
1:QA:19:C:OP1	5:QE:125:SER:OG	2.27	0.44
1:QA:261:U:OP2	20:QT:79:ARG:NH2	2.48	0.44
1:QA:411:A:C5	1:QA:413:G:H1'	2.52	0.44
24:RA:332:G:C8	24:RA:332:G:OP1	2.69	0.44
25:RB:24:G:H5"	25:RB:25:A:OP1	2.17	0.44
48:R3:45:GLY:HA2	48:R3:48:GLU:HG2	1.99	0.44
1:XA:22:G:O2'	1:XA:913:A:N1	2.48	0.44
1:XA:56:U:H2'	1:XA:57:G:H8	1.83	0.44
1:XA:444:C:H2'	1:XA:445:G:C8	2.52	0.44
1:XA:828:A:H2'	1:XA:829:G:O4'	2.17	0.44
1:XA:851:G:H2'	1:XA:852:G:C8	2.52	0.44

Continued on next page...

Continued from previous page...

Atom-1	Atom-2	Interatomic distance (Å)	Clash overlap (Å)
1:XA:1310:G:HO2'	1:XA:1311:G:P	2.40	0.44
1:XA:1345:U:H5"	9:XI:120:ARG:NH1	2.32	0.44
1:XA:1427:U:H2'	1:XA:1428:A:C8	2.51	0.44
13:XM:97:PRO:HD3	13:XM:110:ARG:HB3	1.98	0.44
24:YA:302:A:H2'	24:YA:303:C:C6	2.52	0.44
24:YA:795:G:OP1	24:YA:2624:C:N4	2.50	0.44
24:YA:1102:G:H5"	24:YA:1103:A:H5'	1.99	0.44
24:YA:2880:C:H2'	24:YA:2881:C:O4'	2.17	0.44
26:YD:35:LYS:HD3	26:YD:64:ILE:HD11	1.99	0.44
36:YR:67:LEU:HD13	36:YR:76:VAL:HG21	1.97	0.44
38:YT:36:GLU:HG3	38:YT:41:ARG:HH21	1.82	0.44
53:Y8:63:PRO:HB2	53:Y8:65:GLU:H	1.82	0.44
1:QA:25:C:H2'	1:QA:26:A:C8	2.52	0.44
1:QA:448:A:N7	1:QA:486:U:O4	2.50	0.44
1:QA:1127:G:H22	1:QA:1144:G:H22	1.64	0.44
9:QI:112:LYS:HA	9:QI:119:ALA:HB2	1.99	0.44
11:QK:72:ALA:HB1	11:QK:77:MET:HG2	1.99	0.44
20:QT:29:LYS:O	20:QT:33:ILE:HG12	2.18	0.44
24:RA:51:A:H2'	24:RA:52:A:C8	2.51	0.44
24:RA:1103:A:H2'	24:RA:1104:G:H8	1.83	0.44
24:RA:1130:A:H3'	24:RA:1131:A:H4'	1.99	0.44
24:RA:1235:G:OP1	34:RP:30:THR:OG1	2.29	0.44
24:RA:2164:C:H2'	24:RA:2165:C:C6	2.52	0.44
25:RB:8:U:O2'	37:RS:25:ARG:NH2	2.50	0.44
1:XA:779:C:H2'	1:XA:780:A:O4'	2.17	0.44
1:XA:991:U:HO2'	1:XA:992:U:P	2.41	0.44
6:XF:11:ASN:HB3	6:XF:14:LEU:HG	1.99	0.44
7:XG:74:GLU:OE1	7:XG:95:ARG:NH2	2.49	0.44
9:XI:96:LEU:HB3	9:XI:102:LEU:HD23	1.98	0.44
10:XJ:24:VAL:HG13	10:XJ:25:GLU:HG2	1.99	0.44
16:XP:18:ARG:HD3	16:XP:35:LYS:HG3	1.99	0.44
20:XT:74:LYS:HB3	20:XT:76:ALA:H	1.82	0.44
24:YA:606:G:OP2	39:YU:10:ARG:NH1	2.50	0.44
24:YA:1064:C:O3'	24:YA:1166:G:N2	2.51	0.44
24:YA:1332:A:H1'	24:YA:1334:U:OP2	2.17	0.44
24:YA:1496:A:OP1	24:YA:1589:A:OP1	2.36	0.44
24:YA:1830:G:N7	26:YD:179:SER:OG	2.49	0.44
24:YA:2303:U:H2'	24:YA:2304:C:C6	2.52	0.44
24:YA:2689:G:H2'	24:YA:2690:C:C6	2.52	0.44
28:YF:136:THR:HG22	28:YF:166:ALA:HA	1.98	0.44
38:YT:111:ARG:H	38:YT:111:ARG:HG2	1.65	0.44

Continued on next page...

Continued from previous page...

Atom-1	Atom-2	Interatomic distance (Å)	Clash overlap (Å)
1:QA:944:G:N1	1:QA:1338:G:OP2	2.50	0.44
1:QA:1098:C:H2'	1:QA:1099:G:C8	2.51	0.44
1:QA:1250:A:H2	1:QA:1370:G:H1'	1.82	0.44
24:RA:718:C:H2'	24:RA:719:C:H6	1.82	0.44
24:RA:909:G:H2'	24:RA:910:A:O4'	2.17	0.44
24:RA:1378:G:H8	24:RA:1378:G:H2'	1.65	0.44
24:RA:1675:U:H2'	24:RA:1676:G:C8	2.53	0.44
24:RA:1714:G:OP2	24:RA:1714:G:C8	2.70	0.44
24:RA:2053:A:N3	24:RA:2467:G:O2'	2.39	0.44
48:R3:51:ALA:HA	48:R3:54:VAL:HG12	1.97	0.44
1:XA:64:G:H5"	1:XA:65:U:OP1	2.17	0.44
5:XE:19:MET:HE3	5:XE:19:MET:HB3	1.75	0.44
18:XR:74:ARG:HD3	18:XR:81:PHE:HA	1.99	0.44
24:YA:388:A:H2'	24:YA:389:G:C8	2.52	0.44
24:YA:1065:U:H3	24:YA:1188:A:H62	1.64	0.44
24:YA:1113:A:H8	24:YA:1113:A:OP1	2.01	0.44
24:YA:2609:G:H2'	24:YA:2610:A:C8	2.52	0.44
24:YA:2753:A:H2'	24:YA:2754:A:C8	2.52	0.44
24:YA:2797:C:H1'	27:YE:37:ARG:NH1	2.31	0.44
1:QA:596:C:OP2	1:QA:597:G:OP2	2.35	0.44
5:QE:37:ARG:HG2	5:QE:112:LEU:HA	2.00	0.44
24:RA:718:C:H2'	24:RA:719:C:C6	2.53	0.44
24:RA:1501:U:H5'	36:RR:63:ARG:HH22	1.83	0.44
24:RA:2184:G:H4'	24:RA:2195:A:OP2	2.17	0.44
25:RB:77:U:OP1	44:RZ:19:ARG:NH2	2.50	0.44
1:XA:304:U:H2'	1:XA:305:G:C8	2.53	0.44
1:XA:343:U:O2	1:XA:346:G:N1	2.51	0.44
1:XA:345:C:OP2	38:YT:39:ARG:NH2	2.50	0.44
1:XA:1003:G:N2	1:XA:1005:A:H5'	2.32	0.44
1:XA:1323:G:H2'	1:XA:1324:A:H8	1.81	0.44
11:XK:21:ILE:HG23	11:XK:30:VAL:HG12	1.99	0.44
24:YA:716:G:N3	24:YA:716:G:H2'	2.32	0.44
24:YA:1675:U:H2'	24:YA:1676:G:C8	2.53	0.44
24:YA:2145:G:H2'	24:YA:2146:G:H8	1.81	0.44
49:Y4:28:LYS:HD3	49:Y4:31:ILE:HD11	2.00	0.44
1:QA:99:C:H2'	1:QA:101:A:C8	2.52	0.44
1:QA:553:A:H2'	1:QA:554:C:C6	2.52	0.44
1:QA:923:A:O2'	1:QA:1399:C:OP2	2.29	0.44
1:QA:989:C:H1'	1:QA:1016:A:H2	1.83	0.44
5:QE:110:LEU:HD23	5:QE:115:VAL:HG21	2.00	0.44
11:QK:34:ASP:OD1	11:QK:38:ASN:N	2.51	0.44

Continued on next page...

Continued from previous page...

Atom-1	Atom-2	Interatomic distance (Å)	Clash overlap (Å)
24:RA:593:G:H2'	24:RA:2052:A:C5	2.53	0.44
24:RA:2803:A:H2'	24:RA:2804:C:H5"	1.99	0.44
34:RP:95:VAL:HA	34:RP:99:LEU:HD12	1.98	0.44
51:R6:35:GLU:OE2	51:R6:50:ARG:NH2	2.50	0.44
1:XA:34:C:H2'	1:XA:35:G:H8	1.83	0.44
1:XA:363:A:C6	12:XL:31:PRO:HD2	2.52	0.44
1:XA:485:G:O2'	1:XA:486:U:O5'	2.32	0.44
1:XA:1363:A:H4'	1:XA:1364:U:H2'	1.99	0.44
3:XC:189:ALA:HB3	3:XC:196:LEU:HB2	1.99	0.44
7:XG:15:ASP:OD2	7:XG:18:TYR:N	2.47	0.44
12:XL:77:LEU:HD21	12:XL:107:ALA:HB2	1.99	0.44
24:YA:485:U:H2'	24:YA:486:A:C8	2.52	0.44
24:YA:553:A:HO2'	24:YA:554:A:C5'	2.31	0.44
24:YA:950:C:O2'	44:YZ:169:GLU:OE2	2.36	0.44
35:YQ:110:THR:OG1	35:YQ:113:GLN:N	2.42	0.44
1:QA:422:C:HO2'	1:QA:423:G:N2	2.14	0.44
1:QA:552:U:H2'	1:QA:553:A:H8	1.83	0.44
1:QA:629:G:H2'	1:QA:630:G:C8	2.52	0.44
1:QA:828:A:H2'	1:QA:829:G:O4'	2.18	0.44
1:QA:1064:G:HO2'	1:QA:1065:U:P	2.40	0.44
24:RA:259:A:OP2	24:RA:284:G:N1	2.47	0.44
24:RA:1077:G:O2'	54:R9:7:VAL:O	2.33	0.44
5:XE:139:LEU:HA	5:XE:142:LEU:HD12	1.99	0.44
7:XG:53:LYS:HD3	7:XG:53:LYS:HA	1.81	0.44
9:XI:10:ARG:HE	9:XI:105:ASP:HB2	1.82	0.44
9:XI:75:ASP:OD2	9:XI:78:LYS:NZ	2.45	0.44
20:XT:75:ASN:OD1	20:XT:75:ASN:N	2.40	0.44
24:YA:37:C:H2'	24:YA:38:A:C8	2.53	0.44
24:YA:645:G:H4'	24:YA:646:A:H5"	1.99	0.44
24:YA:1683:C:H2'	24:YA:1684:A:C8	2.52	0.44
24:YA:1822:A:H4'	26:YD:206:LEU:HB2	1.99	0.44
24:YA:2038:U:O2'	50:Y5:7:PRO:O	2.29	0.44
24:YA:2086:C:H2'	24:YA:2087:C:H6	1.82	0.44
25:YB:89(A):G:H3'	25:YB:89(B):A:C5'	2.47	0.44
37:YS:46:VAL:HG12	37:YS:48:LEU:HD22	2.00	0.44
38:YT:113:LYS:HA	38:YT:113:LYS:HD3	1.76	0.44
1:QA:704:A:H8	1:QA:704:A:OP2	1.99	0.44
1:QA:1079:G:H2'	1:QA:1080:A:C8	2.53	0.44
1:QA:1479:C:H2'	1:QA:1480:G:C8	2.53	0.44
1:QA:1505:G:H2'	23:QX:15:A:OP2	2.17	0.44
16:QP:45:THR:HG23	16:QP:47:ASP:H	1.83	0.44

Continued on next page...

Continued from previous page...

Atom-1	Atom-2	Interatomic distance (Å)	Clash overlap (Å)
24:RA:659:C:H2'	24:RA:660:C:C6	2.53	0.44
24:RA:1399:A:H2'	24:RA:1400:A:C8	2.53	0.44
24:RA:2082:A:O2'	24:RA:2083:G:OP1	2.32	0.44
24:RA:2173:G:H2'	24:RA:2174:G:C8	2.53	0.44
24:RA:2591:C:H1'	27:RE:134:ILE:HD13	2.00	0.44
34:RP:99:LEU:HD23	34:RP:102:ARG:HH21	1.82	0.44
35:RQ:43:THR:OG1	35:RQ:44:ALA:N	2.51	0.44
1:XA:7:G:O2'	5:XE:120:THR:O	2.35	0.44
1:XA:46:G:H2'	1:XA:366:C:H5	1.82	0.44
1:XA:410:G:H4'	1:XA:411:A:OP1	2.18	0.44
3:XC:114:PRO:HA	3:XC:117:ALA:HB3	1.99	0.44
12:XL:84:LEU:HB2	12:XL:105:TYR:CE2	2.52	0.44
13:XM:114:ARG:O	13:XM:116:THR:OG1	2.30	0.44
23:XX:8:A:H2'	23:XX:9:G:C8	2.53	0.44
24:YA:851:A:H2'	24:YA:853:C:C4	2.53	0.44
24:YA:2299:A:N6	24:YA:2356:U:H3	2.15	0.44
24:YA:2329:C:H2'	24:YA:2330:G:O4'	2.17	0.44
29:YG:77:ILE:HG22	29:YG:79:ASN:H	1.83	0.44
29:YG:99:MET:HE3	29:YG:99:MET:HB2	1.83	0.44
34:YP:1:MET:HE3	34:YP:1:MET:HB2	1.80	0.44
34:YP:94:GLU:HG3	34:YP:124:LYS:HD3	1.99	0.44
1:QA:368:U:OP1	31:YI:91:SER:OG	2.27	0.44
3:QC:44:GLU:HG3	3:QC:52:LEU:HD21	1.99	0.44
24:RA:715:G:H5'	24:RA:716:G:OP2	2.16	0.44
24:RA:930:G:H1	24:RA:939:C:H42	1.66	0.44
24:RA:1199:C:H2'	24:RA:1200:G:O4'	2.18	0.44
24:RA:1712:A:C3'	24:RA:1713:G:C5'	2.94	0.44
24:RA:2041:A:N7	50:R5:9:LYS:NZ	2.56	0.44
24:RA:2818:U:O2	24:RA:2901:A:C6	2.71	0.44
27:RE:78:LEU:HD23	27:RE:78:LEU:HA	1.87	0.44
28:RF:23:ASP:OD1	28:RF:23:ASP:N	2.39	0.44
33:RO:12:ASP:OD1	33:RO:12:ASP:N	2.51	0.44
36:RR:33:ARG:NE	36:RR:115:GLU:OE1	2.45	0.44
36:RR:67:LEU:HD13	36:RR:76:VAL:HG21	1.99	0.44
1:XA:281:G:OP2	1:XA:281:G:H8	2.01	0.44
1:XA:514:C:H2'	1:XA:515:G:C8	2.52	0.44
1:XA:1022:G:H2'	1:XA:1023:G:C8	2.53	0.44
1:XA:1036:G:N7	1:XA:1037:C:N4	2.66	0.44
1:XA:1404:C:H2'	1:XA:1405:G:C8	2.53	0.44
19:XS:9:VAL:HG12	19:XS:10:PHE:HB2	2.00	0.44
24:YA:604:C:H2'	24:YA:605:G:H8	1.83	0.44

Continued on next page...

Continued from previous page...

Atom-1	Atom-2	Interatomic distance (Å)	Clash overlap (Å)
24:YA:2649:U:H5"	27:YE:82:ARG:NH1	2.33	0.44
24:YA:2859:U:H4'	24:YA:2878:A:C2	2.53	0.44
25:YB:89(B):A:H3'	25:YB:89(B):A:C8	2.52	0.44
29:YG:60:LEU:HD12	29:YG:60:LEU:HA	1.85	0.44
29:YG:67:LYS:H	49:Y4:6:HIS:CE1	2.36	0.44
36:YR:54:LEU:HB3	36:YR:62:ALA:HB1	1.99	0.44
1:QA:427:U:OP2	1:QA:428:G:O2'	2.34	0.43
1:QA:1298:C:H4'	1:QA:1299:A:C8	2.53	0.43
17:QQ:81:ARG:HH21	17:QQ:84:LEU:HD11	1.83	0.43
24:RA:268:G:H2'	24:RA:269:G:C8	2.53	0.43
24:RA:334:A:N3	24:RA:336:G:C8	2.85	0.43
24:RA:1612:C:H5"	26:RD:18:VAL:HG11	1.99	0.43
24:RA:1729:G:OP2	24:RA:1746:G:N2	2.50	0.43
24:RA:2878:A:H2'	24:RA:2879:G:C8	2.53	0.43
27:RE:28:ALA:HB3	27:RE:93:VAL:HG12	1.99	0.43
30:RH:89:ILE:HG22	30:RH:162:ILE:HG23	1.99	0.43
51:R6:11:LEU:HB2	51:R6:21:TYR:HB2	2.00	0.43
1:XA:1427:U:H2'	1:XA:1428:A:H8	1.83	0.43
2:XB:154:LEU:HB3	2:XB:155:LEU:HD23	2.00	0.43
13:XM:68:GLY:O	13:XM:72:ALA:N	2.48	0.43
24:YA:64:C:H2'	24:YA:65:C:H6	1.83	0.43
24:YA:1394:G:H2'	24:YA:1395:A:H5"	2.00	0.43
24:YA:1480:A:H2'	24:YA:1481:G:C8	2.53	0.43
24:YA:2172:U:H2'	24:YA:2173:G:C8	2.53	0.43
24:YA:2637:G:H2'	24:YA:2638:C:O4'	2.18	0.43
36:YR:3:HIS:O	36:YR:5:LYS:N	2.51	0.43
1:QA:600:C:H2'	1:QA:601:C:C6	2.53	0.43
6:QF:79:LEU:HB3	6:QF:88:VAL:HG21	1.99	0.43
28:RF:101:LEU:O	28:RF:106:ARG:NH2	2.46	0.43
41:RW:111:HIS:CD2	41:RW:113:LYS:H	2.36	0.43
1:XA:189:U:H3	17:XQ:63:ARG:HB2	1.82	0.43
1:XA:398:C:H2'	1:XA:399:G:H8	1.82	0.43
1:XA:560:U:H4'	1:XA:561:U:H5"	1.99	0.43
1:XA:1233:G:H2'	1:XA:1234:C:C6	2.53	0.43
24:YA:299:G:H22	24:YA:301:C:H41	1.67	0.43
24:YA:1935:A:H8	24:YA:1935:A:H2'	1.37	0.43
24:YA:2163:G:H2'	24:YA:2164:C:C6	2.54	0.43
38:YT:34:VAL:HG12	38:YT:36:GLU:HG2	2.00	0.43
1:QA:153:C:N3	1:QA:169:C:N4	2.65	0.43
1:QA:762:C:H2'	1:QA:763:G:C8	2.53	0.43
1:QA:778:G:O2'	11:QK:120:ARG:O	2.26	0.43

Continued on next page...

Continued from previous page...

Atom-1	Atom-2	Interatomic distance (Å)	Clash overlap (Å)
10:QJ:50:ILE:HA	10:QJ:60:ARG:HG2	2.00	0.43
16:QP:34:GLU:OE1	16:QP:59:TRP:NE1	2.45	0.43
24:RA:106:U:H2'	24:RA:107:G:C8	2.53	0.43
24:RA:231:G:O2'	24:RA:243:G:O6	2.27	0.43
24:RA:1170:C:H2'	24:RA:1171:G:O4'	2.17	0.43
24:RA:2124:U:H2'	24:RA:2125:C:H6	1.83	0.43
51:R6:23:THR:OG1	51:R6:24:GLU:N	2.51	0.43
1:XA:191(E):G:H2'	1:XA:191(F):U:C6	2.54	0.43
1:XA:315:A:H5"	1:XA:317:G:OP2	2.18	0.43
1:XA:1355:G:H2'	1:XA:1356:G:C8	2.54	0.43
7:XG:79:ARG:NE	7:XG:84:ASN:OD1	2.51	0.43
13:XM:69:GLU:HA	13:XM:72:ALA:HB3	2.00	0.43
24:YA:1704:C:H2'	24:YA:1705:C:H6	1.83	0.43
24:YA:1830:G:O6	26:YD:179:SER:OG	2.35	0.43
24:YA:2081:A:H5'	24:YA:2082:A:OP2	2.18	0.43
24:YA:2642:G:H2'	24:YA:2643:G:H8	1.82	0.43
24:YA:2699:U:H2'	24:YA:2700:U:O4'	2.18	0.43
1:QA:7:G:H5'	1:QA:298:A:O4'	2.18	0.43
1:QA:657:G:N2	15:QO:22:THR:OG1	2.49	0.43
1:QA:1095:U:H2'	1:QA:1096:C:O4'	2.18	0.43
1:QA:1210:C:HO2'	1:QA:1213:A:HO2'	1.63	0.43
24:RA:37:C:H2'	24:RA:38:A:C8	2.53	0.43
24:RA:323:A:N1	24:RA:346:A:O2'	2.42	0.43
24:RA:485:U:H2'	24:RA:486:A:H8	1.83	0.43
24:RA:662:A:OP1	34:RP:133:SER:OG	2.30	0.43
24:RA:1405:A:OP2	24:RA:1417:G:N1	2.47	0.43
26:RD:69:ARG:HD3	26:RD:130:ALA:HB2	2.01	0.43
29:RG:91:ARG:HE	29:RG:91:ARG:HB3	1.58	0.43
35:RQ:36:ALA:HB2	35:RQ:103:MET:HE2	1.99	0.43
1:XA:41:G:H2'	1:XA:42:G:C8	2.53	0.43
1:XA:151:A:N6	1:XA:170:U:H3	2.12	0.43
1:XA:413:G:OP2	1:XA:413:G:H8	2.01	0.43
2:XB:198:ASP:OD1	8:XH:68:ARG:NH1	2.49	0.43
4:XD:59:ARG:HH12	4:XD:66:ARG:HH12	1.67	0.43
24:YA:196:A:H2'	24:YA:197:C:O4'	2.17	0.43
24:YA:659:C:H2'	24:YA:660:C:C6	2.53	0.43
24:YA:2162:C:H2'	24:YA:2163:G:C8	2.52	0.43
24:YA:2589:A:H2'	24:YA:2626:A:N6	2.34	0.43
29:YG:6:ALA:O	29:YG:10:LYS:N	2.49	0.43
34:YP:97:PRO:HA	34:YP:112:LEU:HD12	2.00	0.43
51:Y6:35:GLU:OE2	51:Y6:50:ARG:NH1	2.43	0.43

Continued on next page...

Continued from previous page...

Atom-1	Atom-2	Interatomic distance (Å)	Clash overlap (Å)
1:QA:475:G:H2'	1:QA:476:G:H8	1.83	0.43
1:QA:940:C:H2'	1:QA:941:G:C8	2.52	0.43
1:QA:1219:U:H2'	1:QA:1220:G:C8	2.54	0.43
1:QA:1250:A:N3	1:QA:1370:G:O2'	2.43	0.43
3:QC:154:SER:HB2	3:QC:165:THR:HG22	2.00	0.43
24:RA:49:U:H3'	24:RA:50:G:H5'	1.99	0.43
24:RA:660:C:O2'	24:RA:664:U:OP1	2.37	0.43
24:RA:1047:A:H62	24:RA:1200:G:N2	2.16	0.43
24:RA:1501:U:H5'	36:RR:63:ARG:NH2	2.33	0.43
27:RE:47:VAL:HG12	27:RE:49:LEU:HD12	1.99	0.43
1:XA:253:U:OP1	17:XQ:67:LYS:NZ	2.30	0.43
1:XA:582:U:OP1	15:XO:68:ARG:NH2	2.47	0.43
3:XC:70:VAL:HG12	3:XC:72:LYS:H	1.83	0.43
24:YA:236:G:H4'	24:YA:413:G:C6	2.53	0.43
24:YA:389:G:H2'	24:YA:390:G:C8	2.53	0.43
24:YA:664:U:H2'	24:YA:665:C:C6	2.53	0.43
24:YA:1473:A:H4'	24:YA:1474:C:O5'	2.18	0.43
24:YA:1899:A:H5'	24:YA:1900:G:OP2	2.19	0.43
24:YA:2172:U:H2'	24:YA:2173:G:H8	1.83	0.43
24:YA:2229:A:H1'	24:YA:2231:G:C4	2.53	0.43
38:YT:18:ASP:OD1	38:YT:18:ASP:N	2.33	0.43
48:Y3:15:TYR:O	48:Y3:20:LYS:NZ	2.39	0.43
49:Y4:40:HIS:HB3	49:Y4:43:TYR:HB2	2.00	0.43
1:QA:673:G:O3'	6:QF:87:ARG:NH2	2.51	0.43
1:QA:768:A:N3	1:QA:1512:U:O2'	2.51	0.43
1:QA:1035:A:C5	1:QA:1036:G:H1'	2.53	0.43
2:QB:48:MET:HA	2:QB:51:LEU:HD12	2.00	0.43
3:QC:10:PHE:HD2	3:QC:11:ARG:HD2	1.83	0.43
24:RA:505:A:O2'	24:RA:507:G:H5'	2.19	0.43
29:RG:55:LYS:HA	29:RG:58:GLN:HG2	2.01	0.43
38:RT:54:ARG:HA	38:RT:59:THR:HG23	2.00	0.43
39:RU:90:VAL:HG11	40:RV:39:LEU:HB2	1.99	0.43
1:XA:195:A:OP1	20:XT:65:LYS:NZ	2.45	0.43
1:XA:390:C:H2'	1:XA:391:G:H8	1.84	0.43
1:XA:411:A:C4	1:XA:413:G:H1'	2.54	0.43
1:XA:1314:C:OP2	19:XS:4:SER:OG	2.30	0.43
1:XA:1492:A:H1'	1:XA:1493:A:H8	1.83	0.43
10:XJ:38:ILE:HG13	10:XJ:71:LEU:HB3	2.01	0.43
12:XL:39:VAL:HG12	12:XL:41:ARG:HG3	2.00	0.43
24:YA:554:A:H8	24:YA:555:G:C6	2.37	0.43
24:YA:1065:U:O2'	24:YA:1067:A:H2	2.02	0.43

Continued on next page...

Continued from previous page...

Atom-1	Atom-2	Interatomic distance (Å)	Clash overlap (Å)
24:YA:1183:G:H2'	24:YA:1184:G:O4'	2.19	0.43
24:YA:1233:U:H4'	40:YV:79:VAL:HG22	1.99	0.43
25:YB:13:A:O2'	25:YB:15:A:H5"	2.19	0.43
1:QA:429:U:H1'	1:QA:430:A:H5"	2.00	0.43
1:QA:1241:G:H2'	1:QA:1242:C:C6	2.53	0.43
1:QA:1279:A:OP1	10:QJ:7:LYS:NZ	2.47	0.43
1:QA:1298:C:H4'	1:QA:1299:A:C5	2.53	0.43
24:RA:331:G:N2	24:RA:333:G:H3'	2.33	0.43
24:RA:1211:U:H2'	24:RA:1212:C:C6	2.54	0.43
24:RA:1593:C:H5'	24:RA:1594:C:H5'	2.01	0.43
24:RA:1639:G:H2'	24:RA:1640:G:H8	1.84	0.43
24:RA:1853:G:H5"	26:RD:54:ARG:HH22	1.84	0.43
24:RA:2757:G:N2	30:RH:143:GLN:OE1	2.46	0.43
24:RA:2842:U:O2'	24:RA:2843:G:O5'	2.37	0.43
27:RE:152:LYS:HB3	32:RN:78:TYR:HA	2.01	0.43
1:XA:564:C:C4	17:XQ:31:LEU:HD11	2.53	0.43
24:YA:2754:A:OP1	54:Y9:22:ARG:NH1	2.51	0.43
30:YH:28:GLY:HA3	30:YH:79:VAL:HB	2.00	0.43
39:YU:54:LYS:H	39:YU:54:LYS:HG3	1.66	0.43
39:YU:98:LEU:O	39:YU:102:GLU:N	2.51	0.43
40:YV:30:GLY:H	40:YV:61:VAL:HG23	1.83	0.43
2:QB:162:ILE:HD11	2:QB:184:VAL:HG22	1.99	0.43
11:QK:86:GLY:H	11:QK:112:THR:HG22	1.84	0.43
17:QQ:59:ILE:HG22	17:QQ:73:VAL:HA	2.01	0.43
20:QT:75:ASN:OD1	20:QT:75:ASN:N	2.44	0.43
24:RA:891:C:H2'	24:RA:892:G:O4'	2.17	0.43
24:RA:2125:C:H42	24:RA:2209:G:H1	1.66	0.43
24:RA:2694:U:C6	24:RA:2694:U:H5'	2.53	0.43
28:RF:40:GLN:HE22	28:RF:183:VAL:H	1.65	0.43
29:RG:102:PHE:O	29:RG:106:LEU:N	2.46	0.43
42:RX:29:TRP:HZ3	42:RX:59:VAL:HG11	1.84	0.43
1:XA:201:C:N4	1:XA:216:G:H1	2.17	0.43
1:XA:429:U:H5'	4:XD:9:CYS:SG	2.59	0.43
1:XA:922:G:H2'	1:XA:923:A:C8	2.54	0.43
1:XA:1151:A:H2'	1:XA:1152:A:C8	2.54	0.43
1:XA:1172:C:H2'	1:XA:1173:G:H8	1.84	0.43
6:XF:18:GLN:HA	6:XF:21:LEU:HD12	1.99	0.43
13:XM:32:GLU:O	13:XM:36:LYS:N	2.38	0.43
24:YA:1542:A:H8	24:YA:1624:C:O2'	2.01	0.43
24:YA:2205:C:H2'	24:YA:2206:G:C8	2.54	0.43
24:YA:2376:C:H2'	24:YA:2377:G:O4'	2.19	0.43

Continued on next page...

Continued from previous page...

Atom-1	Atom-2	Interatomic distance (Å)	Clash overlap (Å)
24:YA:2748:G:H2'	24:YA:2749:G:H8	1.83	0.43
36:YR:33:ARG:NH2	50:Y5:57:VAL:O	2.39	0.43
51:Y6:11:LEU:HB2	51:Y6:21:TYR:HB2	2.01	0.43
1:QA:1071:C:H2'	1:QA:1072:G:H8	1.84	0.43
1:QA:1293:G:H2'	1:QA:1294:G:H8	1.83	0.43
5:QE:121:LYS:HA	5:QE:121:LYS:HD2	1.71	0.43
5:QE:131:ILE:O	5:QE:135:THR:OG1	2.35	0.43
9:QI:116:LYS:HD3	9:QI:122:ALA:HB2	2.01	0.43
11:QK:92:GLU:O	11:QK:96:ARG:HG3	2.18	0.43
22:QV:1:C:O2'	45:R0:6:GLY:O	2.36	0.43
22:QV:54:U:O4	22:QV:58:A:N7	2.52	0.43
24:RA:138:G:N2	24:RA:1642:A:H4'	2.34	0.43
24:RA:604:C:H2'	24:RA:605:G:C8	2.54	0.43
24:RA:612:C:H2'	24:RA:613:A:H8	1.83	0.43
24:RA:1566:U:H2'	24:RA:1567:G:O4'	2.18	0.43
31:RI:75:LEU:HD12	31:RI:105:HIS:CE1	2.54	0.43
39:RU:66:ASN:ND2	39:RU:70:ARG:HH21	2.16	0.43
46:R1:81:LYS:HE3	46:R1:81:LYS:HB2	1.82	0.43
1:XA:17:U:H2'	1:XA:18:C:H6	1.83	0.43
1:XA:80:G:H1	1:XA:89:U:H3	1.65	0.43
1:XA:346:G:H1'	1:XA:347:G:H5'	2.00	0.43
1:XA:1240:U:OP2	7:XG:116:ALA:N	2.51	0.43
24:YA:169:G:OP1	52:Y7:32:LYS:HG3	2.18	0.43
24:YA:909:G:H2'	24:YA:910:A:O4'	2.18	0.43
24:YA:1897:C:H2'	24:YA:1898:A:O4'	2.18	0.43
1:QA:115:G:H4'	1:QA:116:A:O5'	2.18	0.43
1:QA:476:G:H2'	1:QA:477:G:H8	1.84	0.43
1:QA:757:U:H2'	1:QA:758:G:O4'	2.19	0.43
1:QA:1119:C:H2'	1:QA:1120:G:H8	1.84	0.43
10:QJ:49:VAL:HG23	14:QN:41:ARG:HB2	2.00	0.43
15:QO:55:GLY:HA2	15:QO:58:MET:HE3	2.00	0.43
24:RA:605:G:H2'	24:RA:606:G:H8	1.84	0.43
24:RA:1108:G:O2'	24:RA:1109:G:H5'	2.19	0.43
24:RA:1712:A:O2'	24:RA:1713:G:H5"	2.19	0.43
24:RA:2082:A:H3'	24:RA:2082:A:OP1	2.18	0.43
24:RA:2168:C:H4'	24:RA:2169:G:C5	2.54	0.43
33:RO:73:ASP:OD1	33:RO:73:ASP:N	2.36	0.43
1:XA:501:C:P	12:XL:117:ARG:HH21	2.42	0.43
1:XA:703:G:H4'	1:XA:704:A:O5'	2.19	0.43
1:XA:911:U:H2'	1:XA:912:C:C6	2.53	0.43
22:XV:3:G:H2'	22:XV:4:U:H5'	1.99	0.43

Continued on next page...

Continued from previous page...

Atom-1	Atom-2	Interatomic distance (Å)	Clash overlap (Å)
24:YA:212:A:O2'	24:YA:447:C:O2	2.34	0.43
24:YA:230:A:H4'	24:YA:231:G:OP1	2.19	0.43
24:YA:1043:G:OP1	39:YU:93:LYS:HD3	2.19	0.43
24:YA:1869:C:N4	24:YA:1921:G:OP2	2.27	0.43
24:YA:2818:U:C2	24:YA:2901:A:N6	2.87	0.43
25:YB:30:C:H2'	25:YB:31:C:H5'	2.01	0.43
27:YE:119:ARG:NH1	27:YE:159:HIS:O	2.51	0.43
35:YQ:34:LEU:HB2	35:YQ:118:LEU:HD22	2.00	0.43
39:YU:15:LYS:HE3	39:YU:15:LYS:HB3	1.77	0.43
1:QA:751:U:H2'	1:QA:752:G:O4'	2.19	0.42
4:QD:18:LYS:NZ	4:QD:34:GLU:OE2	2.45	0.42
9:QI:93:ARG:HB2	9:QI:97:LYS:HD3	2.01	0.42
24:RA:702:A:H2'	24:RA:703:G:H5'	2.01	0.42
24:RA:843:C:H2'	24:RA:844:C:C6	2.54	0.42
24:RA:1958:A:OP2	24:RA:1984:C:N4	2.52	0.42
24:RA:2185:C:N4	24:RA:2186:C:H41	2.17	0.42
24:RA:2227:G:H3'	24:RA:2228:G:C8	2.54	0.42
24:RA:2473:C:H2'	24:RA:2474:U:C6	2.54	0.42
25:RB:49:C:H2'	25:RB:50:G:C8	2.54	0.42
25:RB:79:C:H2'	25:RB:80:U:O4'	2.19	0.42
39:RU:92:ARG:HD3	39:RU:95:LEU:HD12	2.01	0.42
49:R4:56:VAL:HG23	49:R4:58:ARG:HG2	2.01	0.42
1:XA:269:C:H2'	1:XA:270:A:C8	2.54	0.42
1:XA:1218:C:H2'	1:XA:1219:U:C6	2.54	0.42
24:YA:240:A:OP1	53:Y8:7:HIS:NE2	2.52	0.42
24:YA:331:G:N1	24:YA:334:A:OP2	2.52	0.42
24:YA:571:A:H2'	24:YA:572:A:C8	2.54	0.42
24:YA:1265:A:H5'	24:YA:1266:C:OP2	2.18	0.42
24:YA:2206:G:H2'	24:YA:2207:C:C6	2.54	0.42
24:YA:2787:C:H2'	24:YA:2788:A:O4'	2.19	0.42
33:YO:24:VAL:HG13	33:YO:33:ALA:HB2	2.01	0.42
1:QA:131:C:O2'	1:QA:262:A:N3	2.40	0.42
1:QA:753:A:H1'	1:QA:754:C:OP2	2.18	0.42
1:QA:1014:A:H2'	1:QA:1015:A:C8	2.54	0.42
1:QA:1151:A:H2'	1:QA:1152:A:H8	1.84	0.42
1:QA:1376:U:OP2	7:QG:94:ARG:NH2	2.52	0.42
1:QA:1524:C:H2'	1:QA:1525:G:C8	2.53	0.42
4:QD:101:LEU:HB2	4:QD:138:TYR:HB3	2.01	0.42
24:RA:1921:G:N2	24:RA:1924:C:H41	2.17	0.42
24:RA:2129:C:H2'	24:RA:2130:C:C6	2.54	0.42
24:RA:2143:G:H2'	24:RA:2144:U:C6	2.54	0.42

Continued on next page...

Continued from previous page...

Atom-1	Atom-2	Interatomic distance (Å)	Clash overlap (Å)
29:RG:7:LEU:N	29:RG:104:GLU:OE2	2.36	0.42
34:RP:95:VAL:HG22	34:RP:125:VAL:HA	2.00	0.42
35:RQ:42:ILE:HD12	35:RQ:97:VAL:HG21	2.01	0.42
35:RQ:65:PHE:HB2	35:RQ:105:GLU:HB3	2.00	0.42
1:XA:93:U:H2'	1:XA:95:G:O4'	2.20	0.42
1:XA:452:A:OP1	16:XP:43:LYS:NZ	2.49	0.42
1:XA:946:A:H2'	1:XA:947:G:C8	2.54	0.42
6:XF:67:MET:HE3	6:XF:67:MET:HB2	1.79	0.42
24:YA:414:U:P	46:Y1:20:ARG:HH12	2.41	0.42
24:YA:640:A:C4	28:YF:180:GLY:HA3	2.54	0.42
24:YA:2357:G:O2'	24:YA:2393:C:O2	2.36	0.42
29:YG:179:PRO:HB2	49:Y4:42:PHE:HE2	1.84	0.42
1:QA:114:U:H2'	1:QA:115:G:C8	2.55	0.42
1:QA:513:C:H2'	1:QA:514:C:C6	2.55	0.42
1:QA:628:G:H2'	1:QA:629:G:C8	2.54	0.42
1:QA:1095:U:P	1:QA:1108:G:H1	2.41	0.42
1:QA:1372:U:H5"	9:QI:71:SER:HB3	2.01	0.42
8:QH:34:GLU:OE1	8:QH:37:ARG:NH2	2.53	0.42
13:QM:91:ARG:HD3	13:QM:91:ARG:HA	1.77	0.42
20:QT:20:LEU:HA	20:QT:23:ARG:HG2	2.00	0.42
23:QX:5:A:H2'	23:QX:6:G:C8	2.53	0.42
24:RA:1800:G:O2'	24:RA:1980:C:OP1	2.35	0.42
24:RA:2538:G:H1	24:RA:2549:U:H3	1.67	0.42
25:RB:5:C:OP1	25:RB:61:G:O2'	2.34	0.42
41:RW:37:ARG:NH2	50:R5:48:GLU:OE2	2.52	0.42
43:RY:14:LEU:HD11	43:RY:22:GLY:HA2	2.00	0.42
1:XA:986:A:H2'	1:XA:987:G:C8	2.54	0.42
1:XA:1191:A:OP2	3:XC:3:ASN:ND2	2.52	0.42
1:XA:1219:U:H2'	1:XA:1220:G:C8	2.55	0.42
1:XA:1285:A:H1'	1:XA:1286:A:OP2	2.19	0.42
7:XG:58:PRO:HA	7:XG:61:VAL:HG12	2.02	0.42
13:XM:54:VAL:O	13:XM:58:GLU:N	2.41	0.42
19:XS:43:GLU:N	19:XS:43:GLU:OE2	2.53	0.42
24:YA:1362:U:H2'	24:YA:1363:A:H8	1.84	0.42
24:YA:1822:A:H3'	24:YA:1823:G:H8	1.84	0.42
32:YN:23:LEU:HD13	32:YN:60:ILE:HD13	2.00	0.42
40:YV:24:LYS:HE2	40:YV:24:LYS:HB3	1.88	0.42
1:QA:150:C:N4	1:QA:171:A:H62	2.17	0.42
1:QA:262:A:H2'	1:QA:263:A:C8	2.53	0.42
1:QA:381:C:H2'	1:QA:382:A:O4'	2.20	0.42
1:QA:538:G:H2'	1:QA:539:A:H8	1.84	0.42

Continued on next page...

Continued from previous page...

Atom-1	Atom-2	Interatomic distance (Å)	Clash overlap (Å)
1:QA:816:A:OP1	1:QA:1526:G:O2'	2.31	0.42
1:QA:1067:A:N1	1:QA:1108:G:O2'	2.43	0.42
24:RA:85:C:H4'	24:RA:102:U:H1'	2.01	0.42
24:RA:431:C:H1'	24:RA:432:U:OP2	2.20	0.42
24:RA:546:G:H2'	24:RA:547:G:H8	1.85	0.42
24:RA:664:U:H2'	24:RA:665:C:C6	2.53	0.42
24:RA:895:G:H2'	24:RA:896:A:H8	1.82	0.42
24:RA:1188:A:H4'	32:RN:25:ARG:NH2	2.34	0.42
24:RA:1884:A:H2'	24:RA:1885:A:C8	2.55	0.42
29:RG:129:GLY:O	29:RG:161:THR:OG1	2.37	0.42
30:RH:164:TYR:HB2	30:RH:167:GLU:HB2	2.01	0.42
35:RQ:110:THR:OG1	35:RQ:113:GLN:OE1	2.26	0.42
37:RS:15:ARG:NH1	37:RS:88:ASP:OD2	2.52	0.42
45:R0:32:ARG:H	45:R0:35:ASN:ND2	2.18	0.42
49:R4:8:LYS:HA	49:R4:8:LYS:HD2	1.89	0.42
51:R6:4:GLU:H	51:R6:4:GLU:HG2	1.73	0.42
1:XA:192:U:H2'	1:XA:193:C:C6	2.54	0.42
1:XA:265:G:H2'	1:XA:266:G:H5"	2.00	0.42
1:XA:458:C:N4	1:XA:475:G:O6	2.53	0.42
1:XA:501:C:H2'	1:XA:502:G:H8	1.83	0.42
2:XB:106:LYS:HA	2:XB:106:LYS:HD3	1.86	0.42
7:XG:40:ALA:HB1	7:XG:44:TYR:HE2	1.84	0.42
24:YA:259:A:OP2	24:YA:284:G:N1	2.47	0.42
24:YA:985:G:H2'	24:YA:986:A:O4'	2.19	0.42
24:YA:1405:A:N6	24:YA:1418:U:N3	2.29	0.42
24:YA:1480:A:H61	24:YA:1605:A:H62	1.67	0.42
24:YA:2692:C:H5'	27:YE:189:PRO:HA	2.02	0.42
29:YG:62:LEU:HD12	29:YG:62:LEU:HA	1.89	0.42
43:YY:83:THR:OG1	43:YY:84:ARG:O	2.30	0.42
1:QA:176:C:H2'	1:QA:177:C:H6	1.85	0.42
1:QA:685:G:H2'	1:QA:686:U:C6	2.55	0.42
1:QA:1466:C:H2'	1:QA:1467:G:O4'	2.19	0.42
5:QE:43:LEU:HD11	5:QE:132:ALA:HB1	2.02	0.42
24:RA:847:A:O4'	24:RA:848:G:H3'	2.19	0.42
49:R4:15:ILE:HG13	49:R4:32:TYR:HD1	1.84	0.42
1:XA:35:G:N2	12:XL:118:SER:OG	2.46	0.42
1:XA:277:C:H5"	17:XQ:68:ARG:HH21	1.84	0.42
1:XA:382:A:H2'	1:XA:383:A:H8	1.85	0.42
1:XA:707:C:H2'	1:XA:708:C:H6	1.85	0.42
1:XA:1238:A:OP1	1:XA:1335:C:O2'	2.29	0.42
1:XA:1417:G:O2'	1:XA:1483:A:N6	2.53	0.42

Continued on next page...

Continued from previous page...

Atom-1	Atom-2	Interatomic distance (Å)	Clash overlap (Å)
12:XL:33:ARG:HD3	12:XL:33:ARG:HA	1.87	0.42
24:YA:374:U:H2'	24:YA:375:G:O4'	2.19	0.42
24:YA:1405:A:N6	24:YA:1418:U:C2	2.86	0.42
24:YA:1563:G:H4'	24:YA:1603:C:O2'	2.19	0.42
24:YA:2815:C:H2'	24:YA:2816:G:C8	2.55	0.42
25:YB:7:G:H1	25:YB:114:G:H21	1.67	0.42
1:QA:373:A:H2'	1:QA:374:A:H8	1.84	0.42
10:QJ:40:LEU:HD13	10:QJ:71:LEU:HD13	2.01	0.42
24:RA:1249:A:HO2'	24:RA:1250:U:P	2.42	0.42
24:RA:1531:G:H1	24:RA:1550:C:N4	2.14	0.42
24:RA:2059:G:H2'	24:RA:2060:G:C8	2.54	0.42
24:RA:2081:A:H5'	24:RA:2082:A:OP2	2.19	0.42
24:RA:2524:C:H2'	24:RA:2525:G:O4'	2.19	0.42
24:RA:2859:U:H4'	24:RA:2878:A:C2	2.54	0.42
25:RB:8:U:O5'	37:RS:15:ARG:NH2	2.52	0.42
30:RH:97:ARG:NH2	30:RH:104:GLU:OE2	2.53	0.42
35:RQ:17:LEU:HD23	35:RQ:17:LEU:HA	1.79	0.42
35:RQ:71:ASP:OD1	35:RQ:71:ASP:N	2.44	0.42
50:R5:39:MET:HE3	50:R5:39:MET:HB3	1.88	0.42
1:XA:358:U:C6	1:XA:358:U:C4'	3.02	0.42
1:XA:452:A:N6	1:XA:480:U:C2	2.86	0.42
1:XA:885:G:H2'	1:XA:886:G:H8	1.84	0.42
4:XD:149:ALA:N	4:XD:152:SER:OG	2.52	0.42
9:XI:86:VAL:HG12	9:XI:92:TYR:HB2	2.02	0.42
24:YA:967:G:H4'	24:YA:2281:A:C6	2.55	0.42
24:YA:1298:G:C2	39:YU:33:ARG:HB3	2.55	0.42
24:YA:1627:A:H3'	24:YA:1628:G:C8	2.51	0.42
24:YA:2326:C:H2'	24:YA:2327:G:C8	2.53	0.42
27:YE:179:GLU:HG3	38:YT:9:LEU:HD21	2.01	0.42
44:YZ:35:ARG:HA	44:YZ:35:ARG:HD2	1.86	0.42
54:Y9:18:ARG:HG3	54:Y9:23:VAL:HG22	2.01	0.42
1:QA:17:U:H2'	1:QA:18:C:H6	1.84	0.42
1:QA:269:C:H2'	1:QA:270:A:C8	2.55	0.42
1:QA:745:C:H2'	1:QA:746:A:C8	2.55	0.42
1:QA:812:C:H1'	1:QA:813:U:OP2	2.19	0.42
1:QA:920:U:H2'	1:QA:921:U:C6	2.55	0.42
1:QA:1121:U:H2'	1:QA:1122:U:C6	2.55	0.42
1:QA:1277:C:O2'	1:QA:1279:A:H8	2.00	0.42
11:QK:38:ASN:HA	11:QK:39:PRO:HD3	1.85	0.42
14:QN:9:LYS:HB2	14:QN:9:LYS:HE3	1.84	0.42
24:RA:178:G:H1	24:RA:194:G:HO2'	1.68	0.42

Continued on next page...

Continued from previous page...

Atom-1	Atom-2	Interatomic distance (Å)	Clash overlap (Å)
24:RA:265:U:H2'	24:RA:266:C:C6	2.55	0.42
24:RA:779:C:H2'	24:RA:780:G:O4'	2.20	0.42
24:RA:898:U:H2'	24:RA:899:G:H8	1.84	0.42
24:RA:965:G:N2	24:RA:2281:A:OP2	2.51	0.42
24:RA:1066:A:N1	24:RA:1186:U:H2'	2.34	0.42
24:RA:1394:G:H2'	24:RA:1395:A:H5"	2.01	0.42
24:RA:1583:C:H2'	24:RA:1584:G:O4'	2.20	0.42
24:RA:1683:C:H2'	24:RA:1684:A:C8	2.54	0.42
24:RA:1698:G:H2'	24:RA:1699:A:O4'	2.19	0.42
24:RA:2027:A:O2'	24:RA:2071:G:OP1	2.34	0.42
24:RA:2047:C:H2'	24:RA:2048:C:C6	2.54	0.42
24:RA:2173:G:H2'	24:RA:2174:G:H8	1.83	0.42
24:RA:2869:G:H2'	24:RA:2870:A:C8	2.54	0.42
39:RU:46:ALA:O	39:RU:50:ARG:HB2	2.20	0.42
44:RZ:61:LEU:O	44:RZ:64:GLY:N	2.52	0.42
1:XA:501:C:H2'	1:XA:502:G:C8	2.54	0.42
1:XA:1228:C:H2'	1:XA:1229:A:H8	1.85	0.42
1:XA:1245:A:H2'	1:XA:1246:C:H6	1.84	0.42
8:XH:40:ALA:HB2	8:XH:45:ILE:HG13	2.01	0.42
9:XI:43:ALA:HA	9:XI:74:ILE:HD13	2.01	0.42
20:XT:11:SER:HA	20:XT:13:LEU:HD23	2.02	0.42
22:XV:1:C:H2'	22:XV:2:G:C8	2.51	0.42
22:XV:61:C:H2'	22:XV:62:C:C6	2.55	0.42
24:YA:160:G:H2'	24:YA:161:C:C6	2.55	0.42
24:YA:184:A:H5"	24:YA:185:A:O5'	2.20	0.42
24:YA:553:A:O2'	24:YA:554:A:C5'	2.67	0.42
24:YA:793:A:HO2'	24:YA:2623:U:HO2'	1.65	0.42
24:YA:2762:A:H5"	30:YH:3:ARG:HH12	1.85	0.42
26:YD:183:ARG:NH2	26:YD:266:SER:HB2	2.35	0.42
50:Y5:41:PRO:O	50:Y5:44:THR:OG1	2.37	0.42
1:QA:36:C:OP1	12:QL:123:LYS:NZ	2.43	0.42
1:QA:328:C:H1'	1:QA:329:A:OP2	2.20	0.42
1:QA:908:A:H2'	1:QA:909:A:H8	1.84	0.42
1:QA:1126:U:H3'	1:QA:1127:G:H8	1.85	0.42
1:QA:1226:C:H2'	13:QM:103:THR:HB	2.01	0.42
2:QB:15:VAL:HG13	2:QB:210:SER:HB2	2.01	0.42
2:QB:26:PRO:O	2:QB:29:ALA:CB	2.67	0.42
2:QB:98:LEU:HB2	2:QB:101:MET:HE2	2.00	0.42
4:QD:180:GLY:HA3	4:QD:182:LYS:HG2	2.01	0.42
13:QM:97:PRO:HD3	13:QM:110:ARG:HB3	2.01	0.42
17:QQ:98:LEU:HD23	17:QQ:98:LEU:HA	1.85	0.42

Continued on next page...

Continued from previous page...

Atom-1	Atom-2	Interatomic distance (Å)	Clash overlap (Å)
24:RA:252:C:O2'	24:RA:456:A:N3	2.46	0.42
24:RA:656:A:N3	24:RA:2427:G:O2'	2.42	0.42
25:RB:45:A:O4'	29:RG:95:ARG:NH1	2.52	0.42
29:RG:41:GLN:NE2	29:RG:153:ARG:O	2.52	0.42
1:XA:224:C:H2'	1:XA:225:C:C6	2.55	0.42
1:XA:692:U:O2'	1:XA:694:A:N7	2.35	0.42
1:XA:966:G:O2'	9:XI:127:LYS:O	2.38	0.42
1:XA:1328:C:H2'	1:XA:1329:A:C8	2.55	0.42
7:XG:29:LYS:HZ2	7:XG:29:LYS:HG3	1.59	0.42
13:XM:91:ARG:HD2	13:XM:91:ARG:HA	1.90	0.42
22:XV:30:C:H2'	22:XV:31:G:H8	1.84	0.42
24:YA:321:C:OP1	43:YY:87:LYS:NZ	2.50	0.42
24:YA:1053:C:H5"	32:YN:35:ARG:NH1	2.34	0.42
24:YA:1057:G:OP1	39:YU:77:SER:N	2.50	0.42
24:YA:2053:A:N3	24:YA:2467:G:O2'	2.41	0.42
31:YI:69:LYS:NZ	31:YI:135:GLU:OE1	2.53	0.42
44:YZ:16:SER:OG	44:YZ:17:ALA:N	2.52	0.42
1:QA:17:U:H2'	1:QA:18:C:C6	2.55	0.42
1:QA:522:C:H41	12:QL:53:ARG:NH2	2.18	0.42
1:QA:881:G:OP2	12:QL:12:ARG:NH2	2.52	0.42
1:QA:909:A:N3	1:QA:1413:A:O2'	2.38	0.42
1:QA:924:C:H2'	1:QA:925:G:H8	1.85	0.42
1:QA:984:C:H2'	1:QA:985:C:C6	2.55	0.42
1:QA:1112:C:H42	3:QC:177:THR:HA	1.84	0.42
3:QC:43:LEU:O	3:QC:47:LEU:N	2.52	0.42
13:QM:37:THR:HA	13:QM:55:ARG:HH21	1.85	0.42
13:QM:74:VAL:O	13:QM:78:ILE:HG12	2.18	0.42
15:QO:7:GLU:H	15:QO:7:GLU:HG2	1.65	0.42
24:RA:509:A:O2'	43:RY:49:VAL:O	2.28	0.42
24:RA:917:A:H2'	24:RA:918:U:O4'	2.20	0.42
24:RA:1177:G:OP2	24:RA:2527:C:H4'	2.20	0.42
24:RA:1744:G:OP2	24:RA:1745:A:O2'	2.31	0.42
24:RA:2867:G:N2	24:RA:2870:A:OP2	2.35	0.42
26:RD:133:LEU:HD23	26:RD:136:ILE:HD12	2.02	0.42
30:RH:64:LEU:HD23	30:RH:64:LEU:HA	1.89	0.42
39:RU:92:ARG:CZ	40:RV:11:GLN:H	2.32	0.42
44:RZ:123:ASP:OD1	44:RZ:123:ASP:N	2.53	0.42
1:XA:390:C:H2'	1:XA:391:G:C8	2.55	0.42
1:XA:598:U:H4'	8:XH:94:TYR:CG	2.55	0.42
1:XA:1004:A:H1'	1:XA:1036:G:H22	1.85	0.42
1:XA:1346:A:H1'	1:XA:1348:U:C2	2.55	0.42

Continued on next page...

Continued from previous page...

Atom-1	Atom-2	Interatomic distance (Å)	Clash overlap (Å)
8:XH:44:PHE:HB3	8:XH:80:ILE:HD11	2.02	0.42
10:XJ:40:LEU:HD23	10:XJ:40:LEU:HA	1.93	0.42
10:XJ:82:ILE:HG22	10:XJ:86:MET:HE2	2.00	0.42
16:XP:72:ARG:HA	16:XP:75:ARG:HB2	2.00	0.42
24:YA:553:A:C2'	24:YA:554:A:O5'	2.68	0.42
24:YA:1133:G:C4	24:YA:1135:G:H1'	2.54	0.42
24:YA:1766:G:H3'	24:YA:1767:A:C5'	2.50	0.42
36:YR:26:LYS:O	36:YR:30:THR:OG1	2.26	0.42
1:QA:193:C:O2'	20:QT:64:ASP:OD2	2.31	0.42
1:QA:666:G:H2'	1:QA:667:G:H8	1.84	0.42
1:QA:688:G:H2'	1:QA:689:C:H6	1.85	0.42
24:RA:1636:U:H2'	24:RA:1637:G:H8	1.84	0.42
24:RA:2227:G:H3'	24:RA:2228:G:H8	1.85	0.42
24:RA:2735:G:O2'	36:RR:3:HIS:HB2	2.20	0.42
26:RD:72:LYS:HD3	26:RD:75:ILE:HD12	2.02	0.42
29:RG:27:ASN:N	29:RG:30:GLU:OE1	2.53	0.42
33:RO:120:GLU:HB2	38:RT:68:TYR:HE2	1.85	0.42
44:RZ:31:ARG:H	44:RZ:31:ARG:HG3	1.66	0.42
1:XA:192:U:H2'	1:XA:193:C:H6	1.85	0.42
1:XA:237:C:OP2	17:XQ:40:LYS:NZ	2.50	0.42
1:XA:890:G:O2'	1:XA:906:G:O6	2.32	0.42
1:XA:1254:C:H2'	1:XA:1255:G:C8	2.55	0.42
7:XG:67:GLU:HA	7:XG:70:LYS:HB2	2.02	0.42
9:XI:67:GLY:O	9:XI:73:GLN:NE2	2.45	0.42
24:YA:1476:C:H2'	24:YA:1477:U:C6	2.55	0.42
24:YA:1650:C:H2'	24:YA:1651:C:H6	1.85	0.42
24:YA:1765:U:H2'	24:YA:1766:G:O4'	2.20	0.42
24:YA:2523:U:O2'	27:YE:138:PRO:O	2.34	0.42
24:YA:2549:U:H2'	24:YA:2550:C:H6	1.84	0.42
29:YG:63:ILE:HG22	29:YG:143:GLU:HB2	2.02	0.42
30:YH:3:ARG:HG2	30:YH:6:ARG:HD2	2.02	0.42
30:YH:51:ARG:NH1	30:YH:51:ARG:CB	2.83	0.42
32:YN:39:ARG:NH1	32:YN:41:ASP:OD1	2.53	0.42
44:YZ:63:ASP:OD1	44:YZ:63:ASP:N	2.45	0.42
44:YZ:110:GLY:HA3	44:YZ:174:VAL:HG11	2.02	0.42
52:Y7:6:GLN:HA	52:Y7:7:PRO:HD3	1.89	0.42
1:QA:745:C:H2'	1:QA:746:A:H8	1.84	0.41
1:QA:1059:C:O2'	10:QJ:53:PRO:HD3	2.19	0.41
1:QA:1347:G:H8	1:QA:1347:G:H2'	1.58	0.41
3:QC:189:ALA:HB3	3:QC:196:LEU:HB2	2.02	0.41
11:QK:33:THR:OG1	11:QK:34:ASP:N	2.53	0.41

Continued on next page...

Continued from previous page...

Atom-1	Atom-2	Interatomic distance (Å)	Clash overlap (Å)
24:RA:136:G:H2'	24:RA:138:G:N7	2.35	0.41
24:RA:272:U:OP1	24:RA:273:G:N2	2.52	0.41
24:RA:611:U:H1'	28:RF:90:PHE:HB3	2.02	0.41
24:RA:1634:C:H2'	24:RA:1635:C:H6	1.85	0.41
24:RA:2880:C:H2'	24:RA:2881:C:O4'	2.20	0.41
30:RH:151:ILE:C	30:RH:153:LYS:HZ2	2.28	0.41
1:XA:294:U:H2'	1:XA:295:C:C6	2.55	0.41
1:XA:770:C:O2'	1:XA:899:C:N3	2.43	0.41
1:XA:1071:C:H2'	1:XA:1072:G:C8	2.55	0.41
1:XA:1293:G:H2'	1:XA:1294:G:C8	2.55	0.41
1:XA:1374:A:O2'	7:XG:28:ASN:HB3	2.20	0.41
4:XD:196:LEU:HA	4:XD:196:LEU:HD23	1.74	0.41
11:XK:19:ALA:HA	11:XK:32:ILE:HA	2.02	0.41
11:XK:81:ASP:OD1	11:XK:107:SER:OG	2.32	0.41
24:YA:1067:A:H62	24:YA:1186:U:H3	1.68	0.41
24:YA:1827:U:H2'	24:YA:1828:C:H6	1.85	0.41
24:YA:2457:G:P	28:YF:74:ARG:HH22	2.43	0.41
34:YP:57:THR:O	34:YP:61:ARG:HG3	2.20	0.41
42:YX:33:LYS:HA	42:YX:33:LYS:HD3	1.93	0.41
1:QA:191(E):G:H2'	1:QA:191(F):U:C6	2.56	0.41
1:QA:254:G:OP1	17:QQ:68:ARG:HB3	2.21	0.41
1:QA:376:G:P	16:QP:67:THR:HG21	2.60	0.41
1:QA:1130:A:N6	1:QA:1144:G:H21	2.18	0.41
2:QB:21:ARG:HG2	2:QB:22:LYS:HB3	2.03	0.41
11:QK:61:ALA:HB1	11:QK:94:ALA:HB2	2.02	0.41
24:RA:937:A:H2'	24:RA:938:G:H8	1.84	0.41
24:RA:1464:G:N1	24:RA:1626:A:OP2	2.43	0.41
24:RA:1549:U:H2'	24:RA:1550:C:H6	1.85	0.41
24:RA:1727:U:H2'	24:RA:1728:G:O4'	2.20	0.41
24:RA:2323:A:H1'	29:RG:82:LEU:HD11	2.02	0.41
1:XA:230:G:O2'	16:XP:25:ARG:NH2	2.53	0.41
1:XA:345:C:H1'	1:XA:346:G:OP2	2.19	0.41
1:XA:1250:A:H2'	1:XA:1251:A:C8	2.55	0.41
4:XD:72:GLU:OE2	4:XD:207:TYR:OH	2.24	0.41
4:XD:194:LEU:HD12	4:XD:195:ALA:H	1.84	0.41
24:YA:1009:C:O2'	24:YA:2285:A:N3	2.52	0.41
24:YA:1122:C:H2'	24:YA:1123:A:H5"	2.02	0.41
24:YA:1766:G:H3'	24:YA:1767:A:H5"	2.02	0.41
28:YF:11:VAL:HG22	28:YF:125:LEU:HB2	2.02	0.41
29:YG:173:LEU:HA	29:YG:176:LEU:HB2	2.02	0.41
31:YI:77:LEU:HD13	31:YI:101:LEU:HD13	2.01	0.41

Continued on next page...

Continued from previous page...

Atom-1	Atom-2	Interatomic distance (Å)	Clash overlap (Å)
40:YV:65:GLY:HA3	40:YV:91:TYR:CZ	2.55	0.41
1:QA:45:U:H2'	1:QA:46:G:C8	2.56	0.41
1:QA:337:C:H2'	1:QA:338:A:H8	1.86	0.41
1:QA:410:G:H2'	1:QA:429:U:C5	2.54	0.41
1:QA:646:U:H2'	1:QA:647:C:C6	2.54	0.41
1:QA:662:G:H2'	1:QA:663:A:H8	1.85	0.41
1:QA:1032(A):A:H3'	1:QA:1032(B):G:H4'	2.02	0.41
1:QA:1443:G:H5'	1:QA:1446:A:OP2	2.20	0.41
2:QB:92:TYR:OH	2:QB:150:SER:OG	2.28	0.41
10:QJ:6:ILE:HA	10:QJ:97:GLU:O	2.20	0.41
24:RA:607:C:OP2	39:RU:10:ARG:NH2	2.53	0.41
24:RA:864:C:O2'	24:RA:886:U:H5"	2.19	0.41
24:RA:1674:G:H2'	24:RA:1675:U:C6	2.55	0.41
24:RA:1862:G:H2'	24:RA:1863:C:C6	2.54	0.41
24:RA:2708:U:H2'	24:RA:2709:G:H8	1.85	0.41
30:RH:77:LYS:HD2	30:RH:77:LYS:HA	1.86	0.41
35:RQ:35:VAL:HG13	35:RQ:130:LYS:HB3	2.02	0.41
1:XA:337:C:H2'	1:XA:338:A:C8	2.55	0.41
1:XA:356:A:N3	1:XA:368:U:O2'	2.32	0.41
1:XA:1245:A:H2'	1:XA:1246:C:C6	2.56	0.41
1:XA:1368:G:OP1	9:XI:111:ARG:NH1	2.52	0.41
24:YA:287:G:H1'	24:YA:288:U:OP2	2.20	0.41
24:YA:1104:G:O2'	24:YA:1105:G:H5'	2.20	0.41
24:YA:1276:C:H2'	24:YA:1277:G:C8	2.56	0.41
24:YA:2524:C:H2'	24:YA:2525:G:O4'	2.20	0.41
29:YG:18:GLU:OE2	29:YG:21:ARG:NH2	2.39	0.41
31:YI:100:ALA:O	31:YI:104:GLN:N	2.53	0.41
34:YP:106:LEU:HD23	34:YP:106:LEU:HA	1.94	0.41
1:QA:337:C:H2'	1:QA:338:A:C8	2.55	0.41
1:QA:1080:A:O5'	5:QE:14:ARG:NH2	2.52	0.41
2:QB:8:LYS:HD3	2:QB:9:GLU:HG3	2.01	0.41
7:QG:31:MET:HB3	7:QG:31:MET:HE2	1.72	0.41
8:QH:100:ILE:HA	8:QH:101:PRO:HD3	1.89	0.41
22:QV:15:G:N2	22:QV:21(B):A:N3	2.69	0.41
24:RA:854:U:OP2	34:RP:41:ARG:NH2	2.53	0.41
24:RA:1052:C:O2'	32:RN:106:MET:O	2.36	0.41
24:RA:2824:C:O2'	50:R5:29:THR:OG1	2.18	0.41
29:RG:65:GLY:HA3	49:R4:9:LEU:HD21	2.02	0.41
1:XA:34:C:H2'	1:XA:35:G:C8	2.55	0.41
1:XA:580:U:H2'	1:XA:581:G:O4'	2.21	0.41
1:XA:677:U:O2	1:XA:777:A:O2'	2.38	0.41

Continued on next page...

Continued from previous page...

Atom-1	Atom-2	Interatomic distance (Å)	Clash overlap (Å)
1:XA:745:C:H2'	1:XA:746:A:C8	2.49	0.41
1:XA:990:C:H2'	1:XA:991:U:C2	2.55	0.41
1:XA:1295:G:N2	1:XA:1302:U:O4	2.49	0.41
1:XA:1357:A:H61	1:XA:1365:G:H1	1.69	0.41
8:XH:29:SER:HB3	8:XH:32:LYS:HG3	2.03	0.41
11:XK:38:ASN:HA	11:XK:39:PRO:HD3	1.83	0.41
24:YA:2401:G:H5"	24:YA:2402:U:O4'	2.20	0.41
24:YA:2623:U:OP2	24:YA:2623:U:H6	2.03	0.41
38:YT:92:GLY:O	38:YT:120:ARG:NH2	2.53	0.41
1:QA:1427:U:H2'	1:QA:1428:A:C8	2.55	0.41
2:QB:8:LYS:HG3	2:QB:10:LEU:HB3	2.02	0.41
2:QB:47:THR:HA	2:QB:202:PRO:HG2	2.02	0.41
2:QB:85:ALA:O	2:QB:88:ALA:N	2.49	0.41
4:QD:38:TYR:HA	4:QD:39:PRO:HD3	1.85	0.41
10:QJ:9:ARG:HE	10:QJ:95:GLU:HG2	1.85	0.41
11:QK:33:THR:HA	11:QK:40:ILE:HG12	2.02	0.41
24:RA:38:A:H2'	24:RA:39:C:C6	2.55	0.41
24:RA:2382:G:H2'	24:RA:2383:G:O4'	2.19	0.41
24:RA:2549:U:H2'	24:RA:2550:C:C6	2.54	0.41
24:RA:2842:U:H4'	24:RA:2843:G:H5"	2.02	0.41
27:RE:55:ASN:HA	27:RE:56:PRO:HD3	1.94	0.41
33:RO:104:ARG:NH1	33:RO:121:VAL:O	2.53	0.41
34:RP:63:PRO:HB2	53:R8:30:ARG:HH21	1.84	0.41
44:RZ:164:ALA:H	44:RZ:165:VAL:HG23	1.86	0.41
1:XA:157:G:H2'	1:XA:158:G:H8	1.85	0.41
1:XA:255:G:OP1	17:XQ:69:LYS:NZ	2.53	0.41
1:XA:509:A:H2'	1:XA:510:A:C8	2.55	0.41
1:XA:1227:A:OP1	19:XS:80:TYR:OH	2.22	0.41
1:XA:1499:A:OP1	1:XA:1500:A:OP2	2.38	0.41
8:XH:11:THR:HG22	8:XH:14:ARG:NH1	2.34	0.41
12:XL:70:ILE:HG12	12:XL:77:LEU:HD12	2.03	0.41
15:XO:67:LEU:HB3	15:XO:78:TYR:HE1	1.86	0.41
17:XQ:5:VAL:HG22	17:XQ:60:ILE:HD13	2.03	0.41
24:YA:278:G:H2'	24:YA:279:G:H8	1.86	0.41
25:YB:48:A:H2'	25:YB:49:C:C6	2.56	0.41
27:YE:36:ARG:NH2	27:YE:88:GLY:O	2.53	0.41
1:QA:181:G:HO2'	1:QA:182:U:P	2.43	0.41
1:QA:481:G:O2'	1:QA:482:A:O5'	2.39	0.41
6:QF:12:PRO:HB3	6:QF:58:GLY:HA2	2.03	0.41
8:QH:3:THR:OG1	8:QH:4:ASP:N	2.54	0.41
17:QQ:60:ILE:HD12	17:QQ:60:ILE:HA	1.91	0.41

Continued on next page...

Continued from previous page...

Atom-1	Atom-2	Interatomic distance (Å)	Clash overlap (Å)
24:RA:776:G:C5	26:RD:208:LYS:HB2	2.56	0.41
24:RA:1328:U:H2'	24:RA:1329:G:O4'	2.21	0.41
24:RA:2816:G:H2'	24:RA:2817:G:C8	2.55	0.41
27:RE:78:LEU:O	27:RE:79:ARG:NH1	2.45	0.41
38:RT:56:GLY:O	38:RT:59:THR:OG1	2.34	0.41
39:RU:34:LYS:HD3	39:RU:34:LYS:HA	1.80	0.41
54:R9:14:CYS:HA	54:R9:27:CYS:HB2	2.02	0.41
1:XA:378:G:O6	1:XA:386:C:N4	2.53	0.41
1:XA:406:G:N2	4:XD:119:GLN:HE22	2.17	0.41
1:XA:673:G:O3'	6:XF:87:ARG:NH2	2.54	0.41
1:XA:865:A:H2'	1:XA:866:C:C6	2.56	0.41
1:XA:1277:C:O2'	1:XA:1279:A:H1'	2.20	0.41
1:XA:1409:C:H2'	1:XA:1410:G:H8	1.86	0.41
8:XH:29:SER:OG	8:XH:31:PHE:N	2.50	0.41
19:XS:40:ILE:HD11	19:XS:71:LEU:HA	2.03	0.41
24:YA:594:A:OP2	24:YA:2052:A:N6	2.53	0.41
24:YA:1109:G:N2	24:YA:1122:C:H1'	2.35	0.41
24:YA:2603:C:H2'	24:YA:2604:G:H8	1.85	0.41
27:YE:77:ILE:HD13	27:YE:195:LEU:HD13	2.02	0.41
29:YG:71:THR:N	29:YG:89:GLY:O	2.53	0.41
47:Y2:18:PRO:HA	47:Y2:21:LEU:HB2	2.03	0.41
49:Y4:14:ILE:HB	49:Y4:22:ILE:HB	2.03	0.41
1:QA:22:G:H2'	1:QA:23:C:H6	1.86	0.41
1:QA:407:G:H2'	1:QA:408:A:C8	2.55	0.41
22:QV:28:U:H2'	22:QV:29:U:C6	2.56	0.41
24:RA:64:C:H1'	24:RA:482:C:H42	1.85	0.41
24:RA:1125:C:H2'	24:RA:1126:C:O4'	2.21	0.41
24:RA:1195:G:H2'	24:RA:1196:C:C6	2.56	0.41
24:RA:1802:C:H2'	24:RA:1803:G:C8	2.55	0.41
24:RA:2312:G:N1	24:RA:2329:C:N3	2.69	0.41
24:RA:2662:U:H2'	24:RA:2663:C:H6	1.86	0.41
24:RA:2810:C:H2'	24:RA:2811:A:C8	2.55	0.41
26:RD:177:LEU:HD23	26:RD:177:LEU:HA	1.87	0.41
30:RH:137:ASP:OD1	30:RH:138:LYS:N	2.53	0.41
32:RN:39:ARG:HB2	32:RN:48:MET:HE1	2.02	0.41
33:RO:63:VAL:HB	33:RO:102:VAL:HG12	2.01	0.41
47:R2:63:VAL:HA	47:R2:66:GLU:HB2	2.02	0.41
1:XA:765:G:N2	1:XA:813:U:OP2	2.54	0.41
1:XA:958:A:H2'	1:XA:959:A:C8	2.56	0.41
1:XA:1159:U:O2'	1:XA:1160:G:N7	2.53	0.41
5:XE:12:LEU:HB3	5:XE:31:LEU:HB3	2.02	0.41

Continued on next page...

Continued from previous page...

Atom-1	Atom-2	Interatomic distance (Å)	Clash overlap (Å)
6:XF:39:LYS:HG3	6:XF:62:TRP:HZ3	1.85	0.41
24:YA:325:G:OP2	43:YY:84:ARG:NH2	2.53	0.41
24:YA:2036:A:H2'	24:YA:2037:A:C8	2.55	0.41
24:YA:2686:G:H2'	24:YA:2687:A:C8	2.56	0.41
25:YB:48:A:P	37:YS:30:ARG:HH12	2.43	0.41
26:YD:14:ARG:HH11	26:YD:14:ARG:HD2	1.74	0.41
42:YX:10:ALA:HB3	42:YX:29:TRP:HB2	2.02	0.41
44:YZ:10:ARG:HH21	44:YZ:26:GLY:H	1.68	0.41
4:QD:23:GLY:N	4:QD:26:CYS:SG	2.91	0.41
24:RA:172:C:O2'	24:RA:459:A:N3	2.41	0.41
24:RA:609:A:N1	24:RA:856:G:O2'	2.41	0.41
24:RA:807:G:H2'	24:RA:808:A:O4'	2.19	0.41
24:RA:1827:U:H2'	24:RA:1828:C:H6	1.86	0.41
24:RA:2050:U:H2'	24:RA:2051:G:C8	2.56	0.41
24:RA:2318:C:H3'	24:RA:2319:G:H5"	2.01	0.41
24:RA:2318:C:OP2	24:RA:2319:G:H2'	2.21	0.41
24:RA:2389:A:H2'	24:RA:2390:A:C8	2.55	0.41
27:RE:185:LYS:HA	27:RE:185:LYS:HD2	1.87	0.41
31:RI:14:ASP:H	31:RI:17:GLN:HB3	1.86	0.41
1:XA:244:U:H4'	1:XA:245:C:O5'	2.20	0.41
1:XA:294:U:H2'	1:XA:295:C:H6	1.85	0.41
1:XA:406:G:H2'	1:XA:407:G:H8	1.85	0.41
1:XA:711:G:H2'	1:XA:712:A:C8	2.56	0.41
1:XA:868:C:H2'	1:XA:869:G:O4'	2.21	0.41
1:XA:1022:G:H2'	1:XA:1023:G:H8	1.86	0.41
1:XA:1412:C:H2'	1:XA:1413:A:H8	1.86	0.41
5:XE:78:HIS:CE1	5:XE:80:ILE:HD13	2.55	0.41
7:XG:79:ARG:HD3	7:XG:79:ARG:HA	1.86	0.41
16:XP:15:PRO:HD2	16:XP:42:ARG:HD2	2.02	0.41
23:XX:19:G:H8	23:XX:19:G:O5'	2.03	0.41
24:YA:1195:G:H2'	24:YA:1196:C:C6	2.55	0.41
24:YA:2408:G:O2'	46:Y1:29:GLY:O	2.38	0.41
24:YA:2417:G:H5'	34:YP:75:ILE:HD13	2.03	0.41
24:YA:2473:C:H2'	24:YA:2474:U:C6	2.55	0.41
25:YB:89(B):A:H2'	25:YB:90:C:O4'	2.21	0.41
28:YF:68:LYS:HG2	28:YF:69:HIS:CD2	2.56	0.41
30:YH:126:PRO:HG2	30:YH:130:ARG:HH21	1.85	0.41
1:QA:209:U:O2'	1:QA:210:U:H4'	2.21	0.41
1:QA:452:A:H2'	1:QA:453:A:H8	1.85	0.41
1:QA:521:G:O2'	1:QA:536:C:O2'	2.37	0.41
1:QA:1064:G:H1'	1:QA:1066:C:C6	2.56	0.41

Continued on next page...

Continued from previous page...

Atom-1	Atom-2	Interatomic distance (Å)	Clash overlap (Å)
1:QA:1066:C:H42	1:QA:1191:A:N6	2.19	0.41
1:QA:1358:U:OP1	14:QN:35:ARG:HB2	2.21	0.41
1:QA:1446:A:H4'	38:RT:125:ARG:HH12	1.86	0.41
2:QB:189:ASP:OD1	2:QB:189:ASP:N	2.53	0.41
3:QC:142:MET:HE3	3:QC:142:MET:HB3	1.97	0.41
8:QH:32:LYS:HA	8:QH:35:ILE:HD12	2.03	0.41
9:QI:96:LEU:O	9:QI:101:PHE:N	2.47	0.41
15:QO:87:ILE:HG22	15:QO:88:ARG:H	1.85	0.41
16:QP:55:ARG:HD2	16:QP:55:ARG:HA	1.89	0.41
24:RA:142:G:H2'	24:RA:143:C:C6	2.55	0.41
24:RA:266:C:H42	24:RA:278:G:H1	1.69	0.41
24:RA:323:A:OP2	24:RA:323:A:H8	2.04	0.41
24:RA:537:G:H4'	24:RA:538:A:O5'	2.20	0.41
24:RA:771:U:H2'	24:RA:772:G:O4'	2.21	0.41
24:RA:910:A:H2'	24:RA:911:G:H8	1.85	0.41
24:RA:1119:A:H4'	24:RA:1120:G:OP1	2.21	0.41
24:RA:1248:G:H3'	24:RA:1249:A:H5"	2.02	0.41
24:RA:1276:C:H2'	24:RA:1277:G:C8	2.55	0.41
24:RA:2619:G:H2'	24:RA:2620:G:O4'	2.21	0.41
24:RA:2658:C:OP2	24:RA:2745:G:O2'	2.30	0.41
24:RA:2686:G:H5"	33:RO:26:LYS:HE3	2.03	0.41
24:RA:2694:U:H6	24:RA:2694:U:C5'	2.33	0.41
24:RA:2696:U:O2'	33:RO:68:GLU:OE1	2.34	0.41
27:RE:34:VAL:HG12	27:RE:72:VAL:HG11	2.03	0.41
28:RF:158:THR:OG1	28:RF:159:GLY:N	2.54	0.41
29:RG:55:LYS:HD2	29:RG:58:GLN:HG2	2.02	0.41
29:RG:111:LEU:HA	29:RG:114:ILE:HG12	2.02	0.41
29:RG:172:LEU:HD23	29:RG:173:LEU:HD23	2.03	0.41
34:RP:1:MET:HE3	34:RP:6:LEU:HD12	2.02	0.41
35:RQ:5:ARG:HD3	35:RQ:5:ARG:HA	1.80	0.41
37:RS:39:ILE:O	37:RS:48:LEU:N	2.47	0.41
1:XA:112:G:H4'	1:XA:389:A:H4'	2.03	0.41
1:XA:358:U:C6	1:XA:358:U:O5'	2.73	0.41
1:XA:584:G:H2'	1:XA:585:G:C8	2.55	0.41
1:XA:976:G:P	14:XN:32:SER:H	2.44	0.41
1:XA:1443:G:H5'	1:XA:1446:A:OP2	2.21	0.41
2:XB:95:GLN:HG3	2:XB:147:LYS:HG3	2.03	0.41
5:XE:92:LYS:N	5:XE:119:LEU:O	2.41	0.41
10:XJ:42:THR:HG21	10:XJ:66:ARG:HD2	2.03	0.41
12:XL:77:LEU:HD23	12:XL:77:LEU:HA	1.78	0.41
16:XP:43:LYS:HG2	16:XP:48:TRP:CE3	2.56	0.41

Continued on next page...

Continued from previous page...

Atom-1	Atom-2	Interatomic distance (Å)	Clash overlap (Å)
22:XV:32:U:H3	22:XV:38:A:N6	2.18	0.41
24:YA:30:G:H2'	24:YA:31:C:C6	2.56	0.41
24:YA:208:G:N3	24:YA:223:C:O2'	2.42	0.41
24:YA:598:A:OP2	24:YA:2511:C:O2'	2.31	0.41
24:YA:1101:G:H1	24:YA:1150:C:H42	1.69	0.41
24:YA:1480:A:H61	24:YA:1605:A:N6	2.19	0.41
24:YA:2021:C:H5"	24:YA:2736:C:O2'	2.21	0.41
24:YA:2047:C:H2'	24:YA:2048:C:C6	2.55	0.41
24:YA:2816:G:H2'	24:YA:2817:G:H8	1.86	0.41
25:YB:89(A):G:C8	25:YB:89(A):G:H3'	2.56	0.41
26:YD:79:VAL:HG23	26:YD:114:GLY:H	1.85	0.41
29:YG:55:LYS:HD2	29:YG:55:LYS:HA	1.87	0.41
40:YV:72:VAL:HG13	40:YV:85:LYS:HB3	2.03	0.41
41:YW:113:LYS:HD2	41:YW:113:LYS:HA	1.93	0.41
44:YZ:23:LYS:NZ	44:YZ:40:ASP:OD1	2.37	0.41
1:QA:125:U:H2'	1:QA:126:G:C8	2.56	0.41
1:QA:382:A:H2'	1:QA:383:A:H8	1.86	0.41
1:QA:406:G:H21	4:QD:119:GLN:HE22	1.68	0.41
1:QA:790:A:H2'	1:QA:791:G:C8	2.56	0.41
1:QA:1060:C:H2'	1:QA:1061:G:H8	1.86	0.41
1:QA:1150:U:H2'	1:QA:1151:A:C8	2.56	0.41
3:QC:50:ALA:HB1	3:QC:70:VAL:HG11	2.03	0.41
4:QD:108:LEU:HD21	4:QD:183:GLY:HA3	2.03	0.41
22:QV:12:G:H5"	24:RA:1930:C:O2'	2.21	0.41
22:QV:35:G:H2'	22:QV:36:G:C8	2.56	0.41
24:RA:374:U:H2'	24:RA:375:G:O4'	2.20	0.41
24:RA:720:C:H5"	28:RF:81:PRO:HD2	2.03	0.41
24:RA:893:C:O2'	24:RA:894:U:OP2	2.31	0.41
24:RA:2424:A:H2'	24:RA:2425:G:O4'	2.21	0.41
24:RA:2705:A:H2'	24:RA:2706:G:C8	2.55	0.41
35:RQ:39:PRO:HB3	35:RQ:99:PRO:HD3	2.03	0.41
37:RS:26:LEU:HB3	37:RS:87:PHE:HA	2.02	0.41
44:RZ:69:THR:HG22	44:RZ:90:VAL:HA	2.03	0.41
1:XA:113:G:H2'	1:XA:114:U:C6	2.56	0.41
1:XA:406:G:H21	4:XD:119:GLN:HE22	1.67	0.41
1:XA:1288:A:N1	1:XA:1371:G:H1'	2.36	0.41
1:XA:1513:A:H2'	1:XA:1514:C:C6	2.56	0.41
2:XB:75:LYS:HA	2:XB:78:GLN:HG3	2.03	0.41
19:XS:53:ASN:HB3	19:XS:75:ALA:HB1	2.03	0.41
24:YA:362:G:OP1	43:YY:4:LYS:NZ	2.44	0.41
24:YA:1490:G:H2'	24:YA:1492:C:C5	2.56	0.41

Continued on next page...

Continued from previous page...

Atom-1	Atom-2	Interatomic distance (Å)	Clash overlap (Å)
24:YA:1580:G:H2'	24:YA:1580:G:N3	2.36	0.41
24:YA:2258:G:H2'	24:YA:2259:A:H8	1.83	0.41
24:YA:2705:A:H2'	24:YA:2706:G:H8	1.86	0.41
27:YE:101:ARG:NH1	27:YE:169:ASN:O	2.54	0.41
1:QA:410:G:H21	1:QA:432:A:N6	2.15	0.40
1:QA:1002:G:H2'	1:QA:1003:G:C8	2.52	0.40
1:QA:1004:A:H2'	1:QA:1005:A:O4'	2.21	0.40
1:QA:1431:C:H2'	1:QA:1432:G:O4'	2.21	0.40
7:QG:13:GLN:HA	7:QG:14:PRO:HD3	1.94	0.40
7:QG:15:ASP:HB2	7:QG:23:VAL:HB	2.04	0.40
17:QQ:57:VAL:HG12	17:QQ:76:LEU:HA	2.02	0.40
24:RA:422:U:H2'	24:RA:423:G:C8	2.56	0.40
24:RA:1545:C:H2'	24:RA:1546:G:H8	1.86	0.40
24:RA:1549:U:H2'	24:RA:1550:C:C6	2.56	0.40
24:RA:2167:C:H2'	24:RA:2169:G:H22	1.86	0.40
24:RA:2540:U:H2'	24:RA:2542:A:O5'	2.21	0.40
24:RA:2552:C:H2'	24:RA:2553:A:O4'	2.20	0.40
29:RG:94:LEU:HD22	29:RG:98:ARG:HB3	2.03	0.40
32:RN:7:LYS:HB3	32:RN:7:LYS:HE3	1.94	0.40
41:RW:86:LEU:HD22	41:RW:96:ILE:HD11	2.02	0.40
1:XA:359:U:P	1:XA:359:U:C3'	3.08	0.40
15:XO:4:THR:OG1	15:XO:5:LYS:N	2.54	0.40
19:XS:63:THR:HB	19:XS:66:MET:HE3	2.03	0.40
19:XS:77:THR:H	19:XS:78:ARG:NH1	2.19	0.40
20:XT:79:ARG:O	20:XT:83:ARG:HG3	2.21	0.40
24:YA:469:A:H5"	24:YA:470:C:OP1	2.21	0.40
24:YA:821:A:H2	24:YA:834:U:O2'	2.03	0.40
24:YA:2087:C:H2'	24:YA:2088:C:H6	1.86	0.40
24:YA:2764:G:H4'	30:YH:4:ILE:HD11	2.03	0.40
26:YD:245:PRO:HA	26:YD:246:PRO:HD3	1.85	0.40
1:QA:324:G:N2	1:QA:327:A:OP2	2.53	0.40
1:QA:784:C:H4'	24:RA:1868:C:OP1	2.21	0.40
1:QA:1010:G:H2'	1:QA:1011:G:C8	2.54	0.40
4:QD:129:ASN:HA	4:QD:145:GLU:HB3	2.02	0.40
9:QI:20:ARG:HA	9:QI:21:PRO:HD3	1.94	0.40
13:QM:107:ALA:H	13:QM:108:ARG:HH11	1.68	0.40
17:QQ:6:LEU:HD22	17:QQ:23:VAL:HG11	2.03	0.40
24:RA:867:A:N3	24:RA:988:U:O2'	2.45	0.40
24:RA:1067:A:H8	24:RA:1068:G:H5"	1.86	0.40
24:RA:1151:U:H2'	24:RA:1152:G:C8	2.56	0.40
24:RA:1232:G:H5"	40:RV:81:TYR:CE1	2.56	0.40

Continued on next page...

Continued from previous page...

Atom-1	Atom-2	Interatomic distance (Å)	Clash overlap (Å)
24:RA:1298:G:C2	39:RU:33:ARG:HB3	2.56	0.40
24:RA:2235:G:H5"	26:RD:269:PHE:HZ	1.86	0.40
26:RD:83:GLU:HB2	26:RD:92:ILE:HG13	2.03	0.40
40:RV:20:LEU:HD12	40:RV:20:LEU:HA	1.89	0.40
1:XA:403:C:OP2	4:XD:74:GLN:NE2	2.52	0.40
1:XA:503:C:OP1	12:XL:119:LYS:NZ	2.32	0.40
1:XA:1287:A:H2'	1:XA:1288:A:C8	2.56	0.40
1:XA:1355:G:H2'	1:XA:1356:G:H8	1.85	0.40
11:XK:21:ILE:HB	11:XK:84:VAL:HG12	2.02	0.40
22:XV:57:G:O2'	22:XV:58:A:H5'	2.20	0.40
24:YA:82:G:O2'	24:YA:100:G:N2	2.53	0.40
24:YA:422:U:H2'	24:YA:423:G:N7	2.37	0.40
24:YA:471:C:H2'	24:YA:472:G:O4'	2.20	0.40
24:YA:1068:G:H1'	24:YA:1069:U:OP2	2.21	0.40
24:YA:1255:A:H4'	24:YA:1256:U:O5'	2.21	0.40
24:YA:1298:G:N3	39:YU:33:ARG:HD2	2.36	0.40
24:YA:1378:G:H21	24:YA:1656:A:H8	1.69	0.40
24:YA:1684:A:H4'	24:YA:2723:A:O2'	2.21	0.40
24:YA:1741:C:H1'	24:YA:1742:G:OP2	2.21	0.40
24:YA:2414:C:O2'	24:YA:2415:C:P	2.79	0.40
27:YE:28:ALA:HB3	27:YE:93:VAL:HG12	2.02	0.40
28:YF:24:LEU:HD23	28:YF:24:LEU:HA	1.83	0.40
5:QE:50:GLU:HB2	5:QE:53:LEU:HD13	2.03	0.40
11:QK:44:SER:HB3	11:QK:47:VAL:HG23	2.03	0.40
22:QV:40:G:H2'	22:QV:41:A:H8	1.86	0.40
24:RA:664:U:H2'	24:RA:665:C:H6	1.87	0.40
24:RA:1369:U:OP1	41:RW:98:LYS:NZ	2.47	0.40
24:RA:2108:U:H2'	24:RA:2109:G:C8	2.56	0.40
24:RA:2303:U:H2'	24:RA:2304:C:H6	1.86	0.40
30:RH:80:SER:O	30:RH:80:SER:OG	2.34	0.40
40:RV:6:LYS:HD2	40:RV:11:GLN:HG2	2.04	0.40
40:RV:35:LEU:HA	40:RV:36:PRO:HD3	1.85	0.40
53:R8:7:HIS:HB3	53:R8:59:LYS:HB3	2.04	0.40
1:XA:108:G:C6	20:XT:15:ARG:HD3	2.56	0.40
1:XA:147:G:H21	1:XA:1451:A:H61	1.70	0.40
1:XA:436:C:H2'	1:XA:437:U:C6	2.56	0.40
1:XA:596:C:H2'	1:XA:597:G:C8	2.57	0.40
1:XA:601:C:H2'	1:XA:602:A:C8	2.57	0.40
1:XA:1350:A:OP1	9:XI:121:ARG:NH1	2.54	0.40
13:XM:87:TYR:HA	13:XM:90:LEU:HG	2.03	0.40
14:XN:27:CYS:HB3	14:XN:43:CYS:SG	2.62	0.40

Continued on next page...

Continued from previous page...

Atom-1	Atom-2	Interatomic distance (Å)	Clash overlap (Å)
24:YA:441:C:H2'	24:YA:442:A:C8	2.56	0.40
24:YA:585:U:H6	24:YA:585:U:H2'	1.74	0.40
24:YA:1107:U:H3'	24:YA:1108:G:C5'	2.51	0.40
24:YA:1249:A:H1'	24:YA:1251:G:C5	2.56	0.40
24:YA:1910:G:OP2	24:YA:1910:G:N2	2.52	0.40
24:YA:2339:A:H2'	24:YA:2340:A:C8	2.56	0.40
24:YA:2664:C:H2'	24:YA:2665:U:O4'	2.21	0.40
24:YA:2724:U:HO2'	24:YA:2725:A:H8	1.63	0.40
25:YB:89(B):A:C8	25:YB:89(B):A:C3'	3.05	0.40
37:YS:10:ARG:HG2	37:YS:91:PRO:HA	2.03	0.40
37:YS:67:ARG:HG2	37:YS:71:ARG:HE	1.86	0.40
51:Y6:18:ARG:HH11	51:Y6:18:ARG:HD2	1.74	0.40
1:QA:194:C:O3'	20:QT:68:LYS:HD2	2.20	0.40
1:QA:444:C:H2'	1:QA:445:G:C8	2.56	0.40
1:QA:728:A:H2'	1:QA:729:A:H8	1.86	0.40
1:QA:1003:G:N2	1:QA:1004:A:O2'	2.55	0.40
1:QA:1230:C:H5'	22:QV:30:C:H5"	2.04	0.40
24:RA:415:G:O2'	24:RA:416:G:N7	2.51	0.40
24:RA:868:A:H2'	24:RA:991:G:H5"	2.03	0.40
24:RA:1227:A:H2'	24:RA:1228:G:C8	2.56	0.40
24:RA:1362:U:H2'	24:RA:1363:A:H8	1.85	0.40
24:RA:1471:G:H2'	24:RA:1472:G:C8	2.57	0.40
24:RA:1712:A:O2'	24:RA:1713:G:C5'	2.69	0.40
24:RA:1782:C:H2'	24:RA:1783:C:C6	2.57	0.40
30:RH:9:ILE:N	30:RH:69:ARG:HH21	2.19	0.40
36:RR:104:ARG:HG3	36:RR:107:ASP:HB3	2.03	0.40
41:RW:71:VAL:HA	41:RW:107:LEU:HD23	2.03	0.40
44:RZ:19:ARG:NH1	44:RZ:84:GLU:O	2.54	0.40
44:RZ:23:LYS:NZ	44:RZ:40:ASP:OD2	2.54	0.40
45:R0:65:GLY:HA3	45:R0:83:PRO:HA	2.04	0.40
47:R2:29:LYS:HE3	47:R2:57:ILE:HG21	2.04	0.40
52:R7:29:LYS:HB3	52:R7:29:LYS:HE2	1.86	0.40
1:XA:446:G:H2'	1:XA:447:G:O4'	2.21	0.40
1:XA:1015:A:H2'	1:XA:1016:A:C8	2.57	0.40
1:XA:1414:U:H2'	1:XA:1415:G:H8	1.86	0.40
2:XB:187:LEU:HA	2:XB:201:ILE:HB	2.04	0.40
3:XC:184:TYR:HE1	3:XC:199:LYS:HB3	1.87	0.40
24:YA:869:U:H2'	24:YA:870:G:C8	2.57	0.40
24:YA:1074:A:N6	24:YA:1171:G:H2'	2.36	0.40
24:YA:2087:C:H2'	24:YA:2088:C:C6	2.56	0.40
24:YA:2748:G:H2'	24:YA:2749:G:C8	2.57	0.40

Continued on next page...

Continued from previous page...

Atom-1	Atom-2	Interatomic distance (Å)	Clash overlap (Å)
25:YB:85:G:H1	25:YB:92:G:N2	2.17	0.40
31:YI:44:LEU:HD23	31:YI:44:LEU:HA	1.92	0.40
33:YO:104:ARG:HH22	38:YT:43:GLN:CD	2.30	0.40
53:Y8:4:MET:HB2	53:Y8:4:MET:HE3	1.80	0.40
1:QA:678:U:H2'	1:QA:679:C:C6	2.56	0.40
1:QA:782:A:H62	1:QA:800:G:N2	2.19	0.40
1:QA:945:G:N2	1:QA:1334:G:O2'	2.55	0.40
1:QA:950:U:H3	1:QA:1231:G:H1	1.69	0.40
1:QA:1228:C:H2'	1:QA:1229:A:H8	1.86	0.40
1:QA:1322:C:OP1	1:QA:1322:C:H6	2.03	0.40
1:QA:1526:G:O2'	1:QA:1527:C:H5'	2.22	0.40
4:QD:68:TYR:OH	4:QD:98:GLU:OE1	2.37	0.40
11:QK:58:PRO:HB2	11:QK:93:GLN:HG3	2.02	0.40
24:RA:552:C:N3	24:RA:2792:U:H5"	2.37	0.40
24:RA:599:U:H2'	24:RA:600:G:C8	2.56	0.40
24:RA:1400:A:OP1	26:RD:38:LYS:NZ	2.45	0.40
24:RA:1475:G:H2'	24:RA:1476:C:C6	2.56	0.40
24:RA:2506:G:OP1	45:R0:3:HIS:N	2.54	0.40
35:RQ:141:GLN:OXT	44:RZ:99:TYR:OH	2.32	0.40
1:XA:225:C:H2'	1:XA:226:G:H8	1.87	0.40
1:XA:429:U:H1'	1:XA:430:A:H5"	2.04	0.40
1:XA:601:C:H2'	1:XA:602:A:H8	1.85	0.40
24:YA:229:G:OP2	24:YA:230:A:O2'	2.25	0.40
24:YA:798:A:H5'	41:YW:90:ARG:HG2	2.04	0.40
24:YA:1285:G:H2'	24:YA:1286:U:O4'	2.21	0.40
24:YA:1384:G:N7	42:YX:62:LYS:NZ	2.56	0.40
24:YA:1800:G:O2'	24:YA:1980:C:OP1	2.31	0.40
39:YU:8:VAL:HG23	39:YU:11:ARG:HH21	1.85	0.40

All (5) symmetry-related close contacts are listed below. The label for Atom-2 includes the symmetry operator and encoded unit-cell translations to be applied.

Atom-1	Atom-2	Interatomic distance (Å)	Clash overlap (Å)
31:RI:91:SER:OG	1:XA:368:U:OP1[4_555]	2.00	0.20
24:RA:331:G:OP2	47:Y2:17:SER:CA[3_555]	2.01	0.19
24:RA:331:G:OP2	47:Y2:17:SER:CB[3_555]	2.10	0.10
31:RI:89:TYR:O	1:XA:357:G:O2'[4_555]	2.10	0.10
24:RA:2158:C:O2'	1:XA:1042:G:O2'[4_555]	2.13	0.07

5.3 Torsion angles (i)

5.3.1 Protein backbone (i)

In the following table, the Percentiles column shows the percent Ramachandran outliers of the chain as a percentile score with respect to all X-ray entries followed by that with respect to entries of similar resolution.

The Analysed column shows the number of residues for which the backbone conformation was analysed, and the total number of residues.

Mol	Chain	Analysed	Favoured	Allowed	Outliers	Percentiles	
2	QB	233/256 (91%)	205 (88%)	28 (12%)	0	100	100
2	XB	234/256 (91%)	207 (88%)	27 (12%)	0	100	100
3	QC	203/239 (85%)	186 (92%)	17 (8%)	0	100	100
3	XC	203/239 (85%)	182 (90%)	21 (10%)	0	100	100
4	QD	206/209 (99%)	198 (96%)	8 (4%)	0	100	100
4	XD	206/209 (99%)	191 (93%)	12 (6%)	3 (2%)	8	37
5	QE	149/162 (92%)	140 (94%)	9 (6%)	0	100	100
5	XE	149/162 (92%)	140 (94%)	9 (6%)	0	100	100
6	QF	99/101 (98%)	97 (98%)	2 (2%)	0	100	100
6	XF	99/101 (98%)	97 (98%)	2 (2%)	0	100	100
7	QG	153/156 (98%)	150 (98%)	3 (2%)	0	100	100
7	XG	153/156 (98%)	143 (94%)	10 (6%)	0	100	100
8	QH	135/138 (98%)	131 (97%)	4 (3%)	0	100	100
8	XH	135/138 (98%)	129 (96%)	6 (4%)	0	100	100
9	QI	125/128 (98%)	115 (92%)	10 (8%)	0	100	100
9	XI	124/128 (97%)	107 (86%)	17 (14%)	0	100	100
10	QJ	97/105 (92%)	88 (91%)	9 (9%)	0	100	100
10	XJ	94/105 (90%)	88 (94%)	6 (6%)	0	100	100
11	QK	117/129 (91%)	101 (86%)	16 (14%)	0	100	100
11	XK	114/129 (88%)	102 (90%)	12 (10%)	0	100	100
12	QL	123/132 (93%)	110 (89%)	13 (11%)	0	100	100
12	XL	120/132 (91%)	100 (83%)	20 (17%)	0	100	100
13	QM	118/126 (94%)	102 (86%)	16 (14%)	0	100	100
13	XM	117/126 (93%)	99 (85%)	17 (14%)	1 (1%)	14	47
14	QN	58/61 (95%)	51 (88%)	7 (12%)	0	100	100

Continued on next page...

Continued from previous page...

Mol	Chain	Analysed	Favoured	Allowed	Outliers	Percentiles	
14	XN	58/61 (95%)	50 (86%)	8 (14%)	0	100	100
15	QO	86/89 (97%)	83 (96%)	3 (4%)	0	100	100
15	XO	85/89 (96%)	84 (99%)	1 (1%)	0	100	100
16	QP	82/88 (93%)	79 (96%)	3 (4%)	0	100	100
16	XP	82/88 (93%)	74 (90%)	8 (10%)	0	100	100
17	QQ	98/105 (93%)	91 (93%)	7 (7%)	0	100	100
17	XQ	98/105 (93%)	93 (95%)	5 (5%)	0	100	100
18	QR	68/88 (77%)	63 (93%)	5 (7%)	0	100	100
18	XR	68/88 (77%)	65 (96%)	3 (4%)	0	100	100
19	QS	81/93 (87%)	71 (88%)	10 (12%)	0	100	100
19	XS	82/93 (88%)	71 (87%)	11 (13%)	0	100	100
20	QT	97/106 (92%)	90 (93%)	7 (7%)	0	100	100
20	XT	97/106 (92%)	91 (94%)	6 (6%)	0	100	100
21	QU	23/27 (85%)	22 (96%)	1 (4%)	0	100	100
21	XU	23/27 (85%)	23 (100%)	0	0	100	100
26	RD	272/276 (99%)	259 (95%)	13 (5%)	0	100	100
26	YD	272/276 (99%)	253 (93%)	19 (7%)	0	100	100
27	RE	203/206 (98%)	187 (92%)	16 (8%)	0	100	100
27	YE	202/206 (98%)	189 (94%)	13 (6%)	0	100	100
28	RF	200/210 (95%)	186 (93%)	14 (7%)	0	100	100
28	YF	200/210 (95%)	185 (92%)	15 (8%)	0	100	100
29	RG	179/182 (98%)	155 (87%)	24 (13%)	0	100	100
29	YG	179/182 (98%)	151 (84%)	27 (15%)	1 (1%)	21	56
30	RH	172/180 (96%)	142 (83%)	29 (17%)	1 (1%)	21	56
30	YH	171/180 (95%)	163 (95%)	8 (5%)	0	100	100
31	RI	144/148 (97%)	124 (86%)	20 (14%)	0	100	100
31	YI	144/148 (97%)	120 (83%)	24 (17%)	0	100	100
32	RN	136/140 (97%)	119 (88%)	17 (12%)	0	100	100
32	YN	138/140 (99%)	126 (91%)	12 (9%)	0	100	100
33	RO	120/122 (98%)	114 (95%)	6 (5%)	0	100	100
33	YO	120/122 (98%)	114 (95%)	6 (5%)	0	100	100

Continued on next page...

Continued from previous page...

Mol	Chain	Analysed	Favoured	Allowed	Outliers	Percentiles	
34	RP	147/150 (98%)	142 (97%)	5 (3%)	0	100	100
34	YP	145/150 (97%)	138 (95%)	6 (4%)	1 (1%)	18	52
35	RQ	139/141 (99%)	116 (84%)	22 (16%)	1 (1%)	18	52
35	YQ	139/141 (99%)	136 (98%)	3 (2%)	0	100	100
36	RR	115/118 (98%)	106 (92%)	8 (7%)	1 (1%)	14	47
36	YR	115/118 (98%)	108 (94%)	7 (6%)	0	100	100
37	RS	109/112 (97%)	89 (82%)	20 (18%)	0	100	100
37	YS	108/112 (96%)	105 (97%)	3 (3%)	0	100	100
38	RT	135/146 (92%)	119 (88%)	14 (10%)	2 (2%)	8	37
38	YT	135/146 (92%)	120 (89%)	13 (10%)	2 (2%)	8	37
39	RU	115/118 (98%)	103 (90%)	12 (10%)	0	100	100
39	YU	115/118 (98%)	107 (93%)	7 (6%)	1 (1%)	14	47
40	RV	99/101 (98%)	94 (95%)	5 (5%)	0	100	100
40	YV	99/101 (98%)	94 (95%)	5 (5%)	0	100	100
41	RW	111/113 (98%)	106 (96%)	5 (4%)	0	100	100
41	YW	111/113 (98%)	104 (94%)	7 (6%)	0	100	100
42	RX	90/96 (94%)	86 (96%)	4 (4%)	0	100	100
42	YX	92/96 (96%)	90 (98%)	2 (2%)	0	100	100
43	RY	105/110 (96%)	100 (95%)	5 (5%)	0	100	100
43	YY	105/110 (96%)	97 (92%)	8 (8%)	0	100	100
44	RZ	181/206 (88%)	143 (79%)	38 (21%)	0	100	100
44	YZ	181/206 (88%)	176 (97%)	4 (2%)	1 (1%)	21	56
45	R0	79/85 (93%)	76 (96%)	3 (4%)	0	100	100
45	Y0	73/85 (86%)	70 (96%)	3 (4%)	0	100	100
46	R1	95/98 (97%)	84 (88%)	11 (12%)	0	100	100
46	Y1	91/98 (93%)	84 (92%)	7 (8%)	0	100	100
47	R2	67/72 (93%)	65 (97%)	2 (3%)	0	100	100
47	Y2	64/72 (89%)	61 (95%)	3 (5%)	0	100	100
48	R3	57/60 (95%)	54 (95%)	3 (5%)	0	100	100
48	Y3	57/60 (95%)	55 (96%)	2 (4%)	0	100	100
49	R4	67/71 (94%)	54 (81%)	13 (19%)	0	100	100

Continued on next page...

Continued from previous page...

Mol	Chain	Analysed	Favoured	Allowed	Outliers	Percentiles	
49	Y4	67/71 (94%)	55 (82%)	12 (18%)	0	100	100
50	R5	57/60 (95%)	54 (95%)	3 (5%)	0	100	100
50	Y5	57/60 (95%)	54 (95%)	3 (5%)	0	100	100
51	R6	51/54 (94%)	51 (100%)	0	0	100	100
51	Y6	51/54 (94%)	50 (98%)	1 (2%)	0	100	100
52	R7	45/49 (92%)	44 (98%)	1 (2%)	0	100	100
52	Y7	46/49 (94%)	45 (98%)	1 (2%)	0	100	100
53	R8	62/65 (95%)	49 (79%)	13 (21%)	0	100	100
53	Y8	62/65 (95%)	53 (86%)	8 (13%)	1 (2%)	7	36
54	R9	35/37 (95%)	35 (100%)	0	0	100	100
54	Y9	35/37 (95%)	34 (97%)	1 (3%)	0	100	100
All	All	11453/12128 (94%)	10502 (92%)	935 (8%)	16 (0%)	48	79

All (16) Ramachandran outliers are listed below:

Mol	Chain	Res	Type
36	RR	4	LEU
4	XD	31	CYS
44	YZ	52	SER
38	RT	123	GLN
38	RT	124	ASP
4	XD	32	ALA
38	YT	123	GLN
38	YT	124	ASP
29	YG	81	LYS
34	YP	36	LYS
13	XM	14	ARG
39	YU	93	LYS
35	RQ	78	PRO
4	XD	33	MET
30	RH	86	GLU
53	Y8	63	PRO

5.3.2 Protein sidechains (i)

In the following table, the Percentiles column shows the percent sidechain outliers of the chain as a percentile score with respect to all X-ray entries followed by that with respect to entries of similar resolution.

The Analysed column shows the number of residues for which the sidechain conformation was analysed, and the total number of residues.

Mol	Chain	Analysed	Rotameric	Outliers	Percentiles	
2	QB	203/220 (92%)	203 (100%)	0	100	100
2	XB	204/220 (93%)	201 (98%)	3 (2%)	57	76
3	QC	159/188 (85%)	158 (99%)	1 (1%)	78	84
3	XC	159/188 (85%)	156 (98%)	3 (2%)	50	73
4	QD	180/181 (99%)	178 (99%)	2 (1%)	65	79
4	XD	180/181 (99%)	170 (94%)	10 (6%)	19	52
5	QE	116/123 (94%)	114 (98%)	2 (2%)	53	75
5	XE	116/123 (94%)	115 (99%)	1 (1%)	70	81
6	QF	90/90 (100%)	89 (99%)	1 (1%)	65	79
6	XF	90/90 (100%)	90 (100%)	0	100	100
7	QG	126/127 (99%)	125 (99%)	1 (1%)	73	82
7	XG	126/127 (99%)	124 (98%)	2 (2%)	55	75
8	QH	118/119 (99%)	116 (98%)	2 (2%)	53	75
8	XH	118/119 (99%)	117 (99%)	1 (1%)	73	82
9	QI	98/99 (99%)	98 (100%)	0	100	100
9	XI	97/99 (98%)	97 (100%)	0	100	100
10	QJ	89/92 (97%)	86 (97%)	3 (3%)	32	64
10	XJ	86/92 (94%)	86 (100%)	0	100	100
11	QK	90/99 (91%)	89 (99%)	1 (1%)	65	79
11	XK	88/99 (89%)	88 (100%)	0	100	100
12	QL	104/109 (95%)	104 (100%)	0	100	100
12	XL	103/109 (94%)	103 (100%)	0	100	100
13	QM	96/101 (95%)	93 (97%)	3 (3%)	35	66
13	XM	95/101 (94%)	94 (99%)	1 (1%)	65	79
14	QN	49/50 (98%)	47 (96%)	2 (4%)	27	60
14	XN	49/50 (98%)	48 (98%)	1 (2%)	48	72
15	QO	79/80 (99%)	79 (100%)	0	100	100
15	XO	79/80 (99%)	79 (100%)	0	100	100
16	QP	72/74 (97%)	71 (99%)	1 (1%)	59	77
16	XP	72/74 (97%)	72 (100%)	0	100	100

Continued on next page...

Continued from previous page...

Mol	Chain	Analysed	Rotameric	Outliers	Percentiles	
17	QQ	95/97 (98%)	94 (99%)	1 (1%)	65	79
17	XQ	95/97 (98%)	94 (99%)	1 (1%)	65	79
18	QR	61/77 (79%)	61 (100%)	0	100	100
18	XR	61/77 (79%)	60 (98%)	1 (2%)	55	75
19	QS	72/80 (90%)	71 (99%)	1 (1%)	59	77
19	XS	73/80 (91%)	72 (99%)	1 (1%)	59	77
20	QT	76/82 (93%)	76 (100%)	0	100	100
20	XT	76/82 (93%)	76 (100%)	0	100	100
21	QU	20/22 (91%)	20 (100%)	0	100	100
21	XU	20/22 (91%)	19 (95%)	1 (5%)	22	55
26	RD	216/218 (99%)	216 (100%)	0	100	100
26	YD	216/218 (99%)	213 (99%)	3 (1%)	59	77
27	RE	165/166 (99%)	161 (98%)	4 (2%)	43	70
27	YE	165/166 (99%)	158 (96%)	7 (4%)	26	60
28	RF	161/166 (97%)	160 (99%)	1 (1%)	78	84
28	YF	161/166 (97%)	160 (99%)	1 (1%)	78	84
29	RG	155/156 (99%)	155 (100%)	0	100	100
29	YG	155/156 (99%)	154 (99%)	1 (1%)	78	84
30	RH	145/148 (98%)	144 (99%)	1 (1%)	76	83
30	YH	144/148 (97%)	140 (97%)	4 (3%)	38	68
31	RI	122/124 (98%)	120 (98%)	2 (2%)	55	75
31	YI	122/124 (98%)	121 (99%)	1 (1%)	73	82
32	RN	117/119 (98%)	113 (97%)	4 (3%)	32	64
32	YN	119/119 (100%)	119 (100%)	0	100	100
33	RO	100/100 (100%)	99 (99%)	1 (1%)	68	80
33	YO	100/100 (100%)	100 (100%)	0	100	100
34	RP	116/116 (100%)	115 (99%)	1 (1%)	70	81
34	YP	114/116 (98%)	114 (100%)	0	100	100
35	RQ	111/111 (100%)	110 (99%)	1 (1%)	70	81
35	YQ	111/111 (100%)	110 (99%)	1 (1%)	70	81
36	RR	100/101 (99%)	99 (99%)	1 (1%)	68	80

Continued on next page...

Continued from previous page...

Mol	Chain	Analysed	Rotameric	Outliers	Percentiles	
36	YR	100/101 (99%)	100 (100%)	0	100	100
37	RS	87/88 (99%)	87 (100%)	0	100	100
37	YS	87/88 (99%)	87 (100%)	0	100	100
38	RT	120/127 (94%)	118 (98%)	2 (2%)	53	75
38	YT	120/127 (94%)	116 (97%)	4 (3%)	33	65
39	RU	93/94 (99%)	92 (99%)	1 (1%)	65	79
39	YU	93/94 (99%)	91 (98%)	2 (2%)	45	71
40	RV	82/82 (100%)	80 (98%)	2 (2%)	43	70
40	YV	82/82 (100%)	79 (96%)	3 (4%)	30	63
41	RW	92/92 (100%)	92 (100%)	0	100	100
41	YW	92/92 (100%)	92 (100%)	0	100	100
42	RX	74/78 (95%)	73 (99%)	1 (1%)	59	77
42	YX	76/78 (97%)	75 (99%)	1 (1%)	61	78
43	RY	88/91 (97%)	87 (99%)	1 (1%)	65	79
43	YY	88/91 (97%)	88 (100%)	0	100	100
44	RZ	162/179 (90%)	160 (99%)	2 (1%)	63	79
44	YZ	162/179 (90%)	160 (99%)	2 (1%)	63	79
45	R0	65/67 (97%)	63 (97%)	2 (3%)	35	66
45	Y0	61/67 (91%)	61 (100%)	0	100	100
46	R1	82/83 (99%)	82 (100%)	0	100	100
46	Y1	78/83 (94%)	77 (99%)	1 (1%)	61	78
47	R2	64/67 (96%)	64 (100%)	0	100	100
47	Y2	62/67 (92%)	62 (100%)	0	100	100
48	R3	51/52 (98%)	51 (100%)	0	100	100
48	Y3	51/52 (98%)	51 (100%)	0	100	100
49	R4	62/63 (98%)	62 (100%)	0	100	100
49	Y4	62/63 (98%)	61 (98%)	1 (2%)	55	75
50	R5	51/52 (98%)	51 (100%)	0	100	100
50	Y5	51/52 (98%)	51 (100%)	0	100	100
51	R6	51/52 (98%)	51 (100%)	0	100	100
51	Y6	51/52 (98%)	51 (100%)	0	100	100

Continued on next page...

Continued from previous page...

Mol	Chain	Analysed	Rotameric	Outliers	Percentiles	
52	R7	40/42 (95%)	40 (100%)	0	100	100
52	Y7	41/42 (98%)	41 (100%)	0	100	100
53	R8	54/55 (98%)	53 (98%)	1 (2%)	50	73
53	Y8	54/55 (98%)	54 (100%)	0	100	100
54	R9	34/34 (100%)	34 (100%)	0	100	100
54	Y9	34/34 (100%)	34 (100%)	0	100	100
All	All	9692/10066 (96%)	9585 (99%)	107 (1%)	65	79

All (107) residues with a non-rotameric sidechain are listed below:

Mol	Chain	Res	Type
3	QC	84	ILE
4	QD	64	LEU
4	QD	196	LEU
5	QE	51	VAL
5	QE	147	ASP
6	QF	10	LEU
7	QG	135	VAL
8	QH	25	ASP
8	QH	59	LEU
10	QJ	16	LEU
10	QJ	44	VAL
10	QJ	62	HIS
11	QK	80	VAL
13	QM	15	VAL
13	QM	45	VAL
13	QM	117	VAL
14	QN	33	VAL
14	QN	44	LEU
16	QP	21	VAL
17	QQ	76	LEU
19	QS	9	VAL
27	RE	12	THR
27	RE	21	VAL
27	RE	33	VAL
27	RE	75	VAL
28	RF	57	VAL
30	RH	50	VAL
31	RI	35	LEU
31	RI	93	THR

Continued on next page...

Continued from previous page...

Mol	Chain	Res	Type
32	RN	19	GLU
32	RN	58	ASP
32	RN	73	THR
32	RN	96	GLU
33	RO	24	VAL
34	RP	95	VAL
35	RQ	21	THR
36	RR	2	ARG
38	RT	62	THR
38	RT	88	ILE
39	RU	91	ASP
40	RV	35	LEU
40	RV	79	VAL
42	RX	80	ILE
43	RY	21	LYS
44	RZ	128	VAL
44	RZ	181	GLU
45	R0	63	VAL
45	R0	64	ASP
53	R8	22	VAL
2	XB	121	LEU
2	XB	172	ILE
2	XB	239	VAL
3	XC	64	VAL
3	XC	103	VAL
3	XC	130	VAL
4	XD	11	LEU
4	XD	18	LYS
4	XD	20	TYR
4	XD	22	LYS
4	XD	31	CYS
4	XD	33	MET
4	XD	67	ILE
4	XD	106	TYR
4	XD	134	ASP
4	XD	196	LEU
5	XE	51	VAL
7	XG	50	ILE
7	XG	91	VAL
8	XH	137	VAL
13	XM	7	VAL
14	XN	44	LEU

Continued on next page...

Continued from previous page...

Mol	Chain	Res	Type
17	XQ	57	VAL
18	XR	37	VAL
19	XS	67	VAL
21	XU	8	THR
26	YD	141	VAL
26	YD	193	VAL
26	YD	264	LYS
27	YE	9	VAL
27	YE	21	VAL
27	YE	33	VAL
27	YE	34	VAL
27	YE	73	GLU
27	YE	75	VAL
27	YE	116	VAL
28	YF	183	VAL
29	YG	97	ASP
30	YH	15	VAL
30	YH	44	VAL
30	YH	47	GLU
30	YH	49	VAL
31	YI	107	VAL
35	YQ	42	ILE
38	YT	42	ILE
38	YT	50	ILE
38	YT	51	ARG
38	YT	86	ILE
39	YU	91	ASP
39	YU	117	GLN
40	YV	72	VAL
40	YV	79	VAL
40	YV	80	GLN
42	YX	76	ARG
44	YZ	111	VAL
44	YZ	154	ASP
46	Y1	53	VAL
49	Y4	56	VAL

Sometimes sidechains can be flipped to improve hydrogen bonding and reduce clashes. All (72) such sidechains are listed below:

Mol	Chain	Res	Type
2	QB	94	ASN
2	QB	95	GLN

Continued on next page...

Continued from previous page...

Mol	Chain	Res	Type
2	QB	224	GLN
3	QC	37	GLN
3	QC	108	ASN
4	QD	119	GLN
4	QD	123	HIS
7	QG	56	GLN
7	QG	86	GLN
9	QI	87	GLN
10	QJ	68	HIS
11	QK	22	HIS
11	QK	62	GLN
11	QK	99	GLN
13	QM	40	ASN
13	QM	62	ASN
16	QP	13	HIS
16	QP	76	GLN
19	QS	47	HIS
27	RE	55	ASN
27	RE	143	ASN
28	RF	203	GLN
29	RG	79	ASN
30	RH	74	ASN
31	RI	43	ASN
33	RO	3	GLN
33	RO	13	ASN
34	RP	84	ASN
38	RT	58	ASN
39	RU	94	ASN
44	RZ	75	ASN
44	RZ	118	GLN
45	R0	35	ASN
47	R2	65	ASN
51	R6	20	ASN
53	R8	31	HIS
2	XB	25	ASN
2	XB	224	GLN
3	XC	98	ASN
4	XD	77	ASN
5	XE	72	GLN
6	XF	18	GLN
7	XG	51	GLN
7	XG	68	ASN

Continued on next page...

Continued from previous page...

Mol	Chain	Res	Type
9	XI	34	ASN
10	XJ	21	GLN
10	XJ	33	GLN
10	XJ	56	HIS
10	XJ	76	ASN
10	XJ	78	ASN
11	XK	117	ASN
13	XM	62	ASN
16	XP	76	GLN
18	XR	36	ASN
20	XT	42	GLN
26	YD	126	GLN
27	YE	48	GLN
27	YE	121	ASN
27	YE	129	HIS
28	YF	40	GLN
29	YG	26	GLN
29	YG	123	ASN
29	YG	132	ASN
32	YN	94	HIS
35	YQ	57	HIS
35	YQ	113	GLN
37	YS	68	GLN
39	YU	117	GLN
40	YV	80	GLN
43	YY	6	HIS
43	YY	92	ASN
44	YZ	34	ASN

5.3.3 RNA (i)

Mol	Chain	Analysed	Backbone Outliers	Pucker Outliers
1	QA	1499/1521 (98%)	289 (19%)	39 (2%)
1	XA	1499/1521 (98%)	271 (18%)	33 (2%)
22	QV	76/77 (98%)	22 (28%)	1 (1%)
22	XV	76/77 (98%)	18 (23%)	1 (1%)
23	QX	18/19 (94%)	7 (38%)	1 (5%)
23	XX	18/19 (94%)	6 (33%)	0
24	RA	2877/2915 (98%)	591 (20%)	37 (1%)
24	YA	2880/2915 (98%)	552 (19%)	43 (1%)
25	RB	119/122 (97%)	18 (15%)	1 (0%)

Continued on next page...

Continued from previous page...

Mol	Chain	Analysed	Backbone Outliers	Pucker Outliers
25	YB	119/122 (97%)	21 (17%)	1 (0%)
All	All	9181/9308 (98%)	1795 (19%)	157 (1%)

All (1795) RNA backbone outliers are listed below:

Mol	Chain	Res	Type
1	QA	6	G
1	QA	9	G
1	QA	32	A
1	QA	39	G
1	QA	47	C
1	QA	48	C
1	QA	50	A
1	QA	51	A
1	QA	64	G
1	QA	65	U
1	QA	66	G
1	QA	76	G
1	QA	78	G
1	QA	82	U
1	QA	90	C
1	QA	91	C
1	QA	95	G
1	QA	101	A
1	QA	108	G
1	QA	116	A
1	QA	120	A
1	QA	121	C
1	QA	129(B)	G
1	QA	144	G
1	QA	146	G
1	QA	158	G
1	QA	161	A
1	QA	162	A
1	QA	163	C
1	QA	169	C
1	QA	173	U
1	QA	174	C
1	QA	182	U
1	QA	187	C
1	QA	189	U
1	QA	190	G

Continued on next page...

Continued from previous page...

Mol	Chain	Res	Type
1	QA	191(A)	G
1	QA	195	A
1	QA	197	A
1	QA	208	U
1	QA	209	U
1	QA	210	U
1	QA	216	G
1	QA	220	G
1	QA	244	U
1	QA	245	C
1	QA	247	G
1	QA	250	A
1	QA	251	G
1	QA	262	A
1	QA	267	C
1	QA	270	A
1	QA	281	G
1	QA	289	G
1	QA	315	A
1	QA	316	G
1	QA	321	A
1	QA	328	C
1	QA	329	A
1	QA	330	C
1	QA	332	G
1	QA	343	U
1	QA	344	A
1	QA	346	G
1	QA	347	G
1	QA	352	C
1	QA	353	A
1	QA	354	G
1	QA	367	U
1	QA	372	C
1	QA	373	A
1	QA	389	A
1	QA	390	C
1	QA	397	A
1	QA	398	C
1	QA	406	G
1	QA	411	A
1	QA	412	A

Continued on next page...

Continued from previous page...

Mol	Chain	Res	Type
1	QA	413	G
1	QA	414	A
1	QA	421	U
1	QA	422	C
1	QA	423	G
1	QA	424	G
1	QA	429	U
1	QA	430	A
1	QA	435	C
1	QA	439	A
1	QA	442	C
1	QA	465	A
1	QA	466	C
1	QA	482	A
1	QA	485	G
1	QA	486	U
1	QA	496	A
1	QA	497	U
1	QA	505	G
1	QA	508	C
1	QA	509	A
1	QA	510	A
1	QA	511	C
1	QA	518	C
1	QA	521	G
1	QA	527	G
1	QA	532	A
1	QA	533	A
1	QA	545	C
1	QA	547	A
1	QA	559	A
1	QA	564	C
1	QA	566	G
1	QA	568	G
1	QA	572	A
1	QA	573	A
1	QA	576	G
1	QA	577	G
1	QA	596	C
1	QA	630	G
1	QA	631	G
1	QA	633	G

Continued on next page...

Continued from previous page...

Mol	Chain	Res	Type
1	QA	653	A
1	QA	657	G
1	QA	665	A
1	QA	686	U
1	QA	688	G
1	QA	693	G
1	QA	701	C
1	QA	702	A
1	QA	704	A
1	QA	722	A
1	QA	731	G
1	QA	748	C
1	QA	754	C
1	QA	755	G
1	QA	760	G
1	QA	785	G
1	QA	792	A
1	QA	793	U
1	QA	794	A
1	QA	813	U
1	QA	817	C
1	QA	819	A
1	QA	821	G
1	QA	828	A
1	QA	841	U
1	QA	842	C
1	QA	843	U
1	QA	848	C
1	QA	859	A
1	QA	871	U
1	QA	872	A
1	QA	873	A
1	QA	902	G
1	QA	914	A
1	QA	926	G
1	QA	927	G
1	QA	934	C
1	QA	935	A
1	QA	960	U
1	QA	961	U
1	QA	966	G
1	QA	968	A

Continued on next page...

Continued from previous page...

Mol	Chain	Res	Type
1	QA	969	A
1	QA	971	G
1	QA	974	A
1	QA	975	A
1	QA	976	G
1	QA	977	A
1	QA	982	U
1	QA	983	A
1	QA	991	U
1	QA	992	U
1	QA	993	G
1	QA	994	A
1	QA	1004	A
1	QA	1005	A
1	QA	1006	C
1	QA	1008	C
1	QA	1009	G
1	QA	1020	U
1	QA	1024	G
1	QA	1025	U
1	QA	1027	C
1	QA	1028(A)	C
1	QA	1028(B)	C
1	QA	1028(C)	C
1	QA	1029	G
1	QA	1030	C
1	QA	1031	G
1	QA	1032(B)	G
1	QA	1033	G
1	QA	1034	G
1	QA	1035	A
1	QA	1036	G
1	QA	1040	U
1	QA	1042	G
1	QA	1054	C
1	QA	1064	G
1	QA	1065	U
1	QA	1066	C
1	QA	1067	A
1	QA	1080	A
1	QA	1081	G
1	QA	1094	G

Continued on next page...

Continued from previous page...

Mol	Chain	Res	Type
1	QA	1101	A
1	QA	1108	G
1	QA	1124	G
1	QA	1125	U
1	QA	1126	U
1	QA	1129	C
1	QA	1130	A
1	QA	1131	G
1	QA	1135	U
1	QA	1136	U
1	QA	1137	C
1	QA	1138	G
1	QA	1139	G
1	QA	1144	G
1	QA	1146	A
1	QA	1157	A
1	QA	1159	U
1	QA	1178	G
1	QA	1181	G
1	QA	1184	G
1	QA	1196	U
1	QA	1201	A
1	QA	1202	G
1	QA	1211	U
1	QA	1212	U
1	QA	1213	A
1	QA	1215	G
1	QA	1227	A
1	QA	1228	C
1	QA	1240	U
1	QA	1241	G
1	QA	1256	A
1	QA	1257	U
1	QA	1258	G
1	QA	1260	C
1	QA	1270	C
1	QA	1280	A
1	QA	1281	U
1	QA	1285	A
1	QA	1286	A
1	QA	1287	A
1	QA	1297	C

Continued on next page...

Continued from previous page...

Mol	Chain	Res	Type
1	QA	1298	C
1	QA	1299	A
1	QA	1300	G
1	QA	1301	U
1	QA	1302	U
1	QA	1303	C
1	QA	1305	G
1	QA	1312	G
1	QA	1320	C
1	QA	1321	C
1	QA	1322	C
1	QA	1323	G
1	QA	1331	G
1	QA	1334	G
1	QA	1335	C
1	QA	1336	C
1	QA	1337	G
1	QA	1346	A
1	QA	1347	G
1	QA	1348	U
1	QA	1362(B)	C
1	QA	1370	G
1	QA	1397	C
1	QA	1398	A
1	QA	1419	G
1	QA	1442	G
1	QA	1446	A
1	QA	1447	G
1	QA	1452	C
1	QA	1453	G
1	QA	1454	G
1	QA	1487	G
1	QA	1492	A
1	QA	1494	G
1	QA	1499	A
1	QA	1502	A
1	QA	1504	G
1	QA	1506	U
1	QA	1517	G
1	QA	1520	G
1	QA	1528	U
1	QA	1529	G

Continued on next page...

Continued from previous page...

Mol	Chain	Res	Type
1	QA	1530	G
22	QV	2	G
22	QV	4	U
22	QV	5	G
22	QV	8	U
22	QV	16	C
22	QV	17	C
22	QV	18	U
22	QV	19	G
22	QV	20	G
22	QV	21(A)	U
22	QV	21(B)	A
22	QV	38	A
22	QV	42	A
22	QV	46	G
22	QV	48	C
22	QV	50	G
22	QV	54	U
22	QV	59	A
22	QV	67	U
22	QV	69	A
22	QV	75	C
22	QV	76	A
23	QX	7	G
23	QX	10	G
23	QX	11	U
23	QX	12	A
23	QX	13	A
23	QX	18	G
23	QX	19	G
24	RA	9	U
24	RA	15	G
24	RA	34	C
24	RA	35	G
24	RA	45	C
24	RA	50	G
24	RA	54	G
24	RA	60	G
24	RA	71	U
24	RA	72	A
24	RA	73	A
24	RA	74	G

Continued on next page...

Continued from previous page...

Mol	Chain	Res	Type
24	RA	82	G
24	RA	89	U
24	RA	99	G
24	RA	101	A
24	RA	116	A
24	RA	118	U
24	RA	129	G
24	RA	139	A
24	RA	156	U
24	RA	166	G
24	RA	170	A
24	RA	185	A
24	RA	188	A
24	RA	193	A
24	RA	204	G
24	RA	205	A
24	RA	210	A
24	RA	211	A
24	RA	212	A
24	RA	218	A
24	RA	219	U
24	RA	222	A
24	RA	234	G
24	RA	237	G
24	RA	238	C
24	RA	241	G
24	RA	271	U
24	RA	272	U
24	RA	273	G
24	RA	275	C
24	RA	288	U
24	RA	299	G
24	RA	300	A
24	RA	301	C
24	RA	323	A
24	RA	331	G
24	RA	332	G
24	RA	333	G
24	RA	335	A
24	RA	347	G
24	RA	348	A
24	RA	353	G

Continued on next page...

Continued from previous page...

Mol	Chain	Res	Type
24	RA	354	A
24	RA	370	A
24	RA	376	G
24	RA	393	A
24	RA	394	C
24	RA	398	A
24	RA	399	G
24	RA	400	U
24	RA	413	G
24	RA	422	U
24	RA	432	U
24	RA	433	G
24	RA	434	G
24	RA	438	G
24	RA	439	A
24	RA	448	U
24	RA	455	A
24	RA	470	C
24	RA	474	U
24	RA	480	A
24	RA	481	C
24	RA	482	C
24	RA	483	A
24	RA	496	A
24	RA	507	G
24	RA	526	A
24	RA	529	U
24	RA	530	A
24	RA	534	C
24	RA	538	A
24	RA	552	C
24	RA	554	A
24	RA	556	C
24	RA	557	A
24	RA	558	G
24	RA	562	C
24	RA	563	G
24	RA	564	G
24	RA	569	G
24	RA	570	C
24	RA	571	A
24	RA	573	G

Continued on next page...

Continued from previous page...

Mol	Chain	Res	Type
24	RA	586	G
24	RA	596	G
24	RA	597	C
24	RA	598	A
24	RA	611	U
24	RA	626	A
24	RA	630	U
24	RA	638	U
24	RA	639	G
24	RA	641	G
24	RA	646	A
24	RA	651	U
24	RA	652	A
24	RA	656	A
24	RA	662	A
24	RA	663	G
24	RA	670	C
24	RA	671	A
24	RA	676	G
24	RA	677	C
24	RA	679	A
24	RA	680	G
24	RA	705	C
24	RA	717	A
24	RA	733	G
24	RA	749	G
24	RA	764	G
24	RA	769	A
24	RA	773	G
24	RA	777	C
24	RA	800	C
24	RA	811	A
24	RA	812	G
24	RA	823	G
24	RA	829	A
24	RA	830	A
24	RA	831	A
24	RA	832	G
24	RA	837	C
24	RA	838	C
24	RA	839	G
24	RA	852	G

Continued on next page...

Continued from previous page...

Mol	Chain	Res	Type
24	RA	858	U
24	RA	859	C
24	RA	866	A
24	RA	874	U
24	RA	875	U
24	RA	878	G
24	RA	894	U
24	RA	903	C
24	RA	904	C
24	RA	906	G
24	RA	916	G
24	RA	929	G
24	RA	931	C
24	RA	932	C
24	RA	933	C
24	RA	934	A
24	RA	935	C
24	RA	936	C
24	RA	939	C
24	RA	942	A
24	RA	943	C
24	RA	944	C
24	RA	946	A
24	RA	947	A
24	RA	953	U
24	RA	956	A
24	RA	963	A
24	RA	977	G
24	RA	983	G
24	RA	986	A
24	RA	990	A
24	RA	991	G
24	RA	1002	A
24	RA	1004	A
24	RA	1006	C
24	RA	1018	A
24	RA	1019	G
24	RA	1020	C
24	RA	1026	A
24	RA	1029	A
24	RA	1036	A
24	RA	1042	A

Continued on next page...

Continued from previous page...

Mol	Chain	Res	Type
24	RA	1049	G
24	RA	1051	C
24	RA	1058	U
24	RA	1059	C
24	RA	1068	G
24	RA	1069	U
24	RA	1071	G
24	RA	1072	U
24	RA	1073	A
24	RA	1079	U
24	RA	1086	C
24	RA	1088	G
24	RA	1090	G
24	RA	1091	A
24	RA	1092	A
24	RA	1093	G
24	RA	1099	C
24	RA	1100	A
24	RA	1103	A
24	RA	1104	G
24	RA	1105	G
24	RA	1106	U
24	RA	1109	G
24	RA	1110	C
24	RA	1111	U
24	RA	1112	U
24	RA	1113	A
24	RA	1114	G
24	RA	1116	A
24	RA	1117	G
24	RA	1119	A
24	RA	1120	G
24	RA	1121	C
24	RA	1122	C
24	RA	1124	U
24	RA	1125	C
24	RA	1126	C
24	RA	1128	U
24	RA	1129	U
24	RA	1130	A
24	RA	1131	A
24	RA	1132	A

Continued on next page...

Continued from previous page...

Mol	Chain	Res	Type
24	RA	1134	A
24	RA	1136	U
24	RA	1137	G
24	RA	1138	C
24	RA	1140	U
24	RA	1142	A
24	RA	1143	U
24	RA	1155	C
24	RA	1157	A
24	RA	1158	G
24	RA	1168	G
24	RA	1172	A
24	RA	1175	A
24	RA	1176	U
24	RA	1180	C
24	RA	1181	G
24	RA	1188	A
24	RA	1197	G
24	RA	1214	G
24	RA	1218	G
24	RA	1219	A
24	RA	1220	U
24	RA	1221	G
24	RA	1222	A
24	RA	1223	C
24	RA	1224	C
24	RA	1226	C
24	RA	1240	G
24	RA	1249	A
24	RA	1250	U
24	RA	1255	A
24	RA	1256	U
24	RA	1265	A
24	RA	1282	G
24	RA	1283	A
24	RA	1284	G
24	RA	1296	G
24	RA	1299	A
24	RA	1302	G
24	RA	1311	A
24	RA	1318	A
24	RA	1319	U

Continued on next page...

Continued from previous page...

Mol	Chain	Res	Type
24	RA	1332	A
24	RA	1346	U
24	RA	1347	A
24	RA	1358	U
24	RA	1359	U
24	RA	1360	C
24	RA	1367	A
24	RA	1375	U
24	RA	1395	A
24	RA	1398	U
24	RA	1411	A
24	RA	1416	C
24	RA	1424	A
24	RA	1425	A
24	RA	1430	A
24	RA	1431	G
24	RA	1432	C
24	RA	1438	A
24	RA	1441	A
24	RA	1453	C
24	RA	1454	C
24	RA	1457	C
24	RA	1462	G
24	RA	1465	A
24	RA	1466	U
24	RA	1467	G
24	RA	1474	C
24	RA	1491	A
24	RA	1492	C
24	RA	1496	A
24	RA	1497	G
24	RA	1502	G
24	RA	1505	C
24	RA	1507	A
24	RA	1508	G
24	RA	1518	A
24	RA	1527	G
24	RA	1528	U
24	RA	1529	G
24	RA	1531	G
24	RA	1533	G
24	RA	1539	C

Continued on next page...

Continued from previous page...

Mol	Chain	Res	Type
24	RA	1540	A
24	RA	1543	U
24	RA	1550	C
24	RA	1553	A
24	RA	1554	A
24	RA	1556	A
24	RA	1557	A
24	RA	1559	C
24	RA	1560	U
24	RA	1561	C
24	RA	1565	G
24	RA	1568	G
24	RA	1574	A
24	RA	1580	G
24	RA	1581	U
24	RA	1582	A
24	RA	1583	C
24	RA	1584	G
24	RA	1589	A
24	RA	1590	C
24	RA	1591	A
24	RA	1593	C
24	RA	1594	C
24	RA	1605	A
24	RA	1606	G
24	RA	1607	G
24	RA	1613	A
24	RA	1616	A
24	RA	1625	U
24	RA	1627	A
24	RA	1630	A
24	RA	1632	A
24	RA	1633	A
24	RA	1643	A
24	RA	1644	C
24	RA	1649	A
24	RA	1650	C
24	RA	1654	A
24	RA	1655	A
24	RA	1656	A
24	RA	1662	A
24	RA	1663	C

Continued on next page...

Continued from previous page...

Mol	Chain	Res	Type
24	RA	1695	C
24	RA	1701	A
24	RA	1707	C
24	RA	1713	G
24	RA	1714	G
24	RA	1715	A
24	RA	1721	G
24	RA	1763	G
24	RA	1766	G
24	RA	1767	A
24	RA	1768	U
24	RA	1769	G
24	RA	1771	G
24	RA	1775	C
24	RA	1776	G
24	RA	1781	G
24	RA	1787	G
24	RA	1793	A
24	RA	1794	G
24	RA	1795	G
24	RA	1804	A
24	RA	1807	G
24	RA	1811	A
24	RA	1812	C
24	RA	1813	C
24	RA	1822	A
24	RA	1830	G
24	RA	1831	C
24	RA	1832	G
24	RA	1847	G
24	RA	1851	U
24	RA	1866	G
24	RA	1878	A
24	RA	1879	A
24	RA	1889	G
24	RA	1896	G
24	RA	1897	C
24	RA	1899	A
24	RA	1900	G
24	RA	1904	C
24	RA	1910	G
24	RA	1911	A

Continued on next page...

Continued from previous page...

Mol	Chain	Res	Type
24	RA	1921	G
24	RA	1925	G
24	RA	1928	G
24	RA	1935	A
24	RA	1949	A
24	RA	1951	G
24	RA	1952	G
24	RA	1958	A
24	RA	1960	A
24	RA	1961	U
24	RA	1977	U
24	RA	1985	U
24	RA	1989	C
24	RA	1991	A
24	RA	1992	A
24	RA	1993	A
24	RA	1994	A
24	RA	2004	C
24	RA	2013	U
24	RA	2014	G
24	RA	2015	U
24	RA	2018	C
24	RA	2045	G
24	RA	2053	A
24	RA	2055	A
24	RA	2056	U
24	RA	2065	C
24	RA	2077	C
24	RA	2078	G
24	RA	2081	A
24	RA	2082	A
24	RA	2083	G
24	RA	2084	A
24	RA	2085	C
24	RA	2091	G
24	RA	2115	G
24	RA	2123	G
24	RA	2125	C
24	RA	2126	G
24	RA	2133	C
24	RA	2135	U
24	RA	2136	A

Continued on next page...

Continued from previous page...

Mol	Chain	Res	Type
24	RA	2137	G
24	RA	2138	G
24	RA	2139	A
24	RA	2146	G
24	RA	2148	A
24	RA	2149	G
24	RA	2150	C
24	RA	2153	G
24	RA	2154	U
24	RA	2155	G
24	RA	2157	A
24	RA	2158	C
24	RA	2159	C
24	RA	2160	C
24	RA	2167	C
24	RA	2168	C
24	RA	2169	G
24	RA	2170	G
24	RA	2179	G
24	RA	2180	A
24	RA	2183	C
24	RA	2188	G
24	RA	2191	A
24	RA	2192	A
24	RA	2195	A
24	RA	2196	C
24	RA	2199	C
24	RA	2200	C
24	RA	2211	U
24	RA	2212	G
24	RA	2213	G
24	RA	2220	A
24	RA	2227	G
24	RA	2228	G
24	RA	2229	A
24	RA	2230	U
24	RA	2233	G
24	RA	2234	G
24	RA	2237	A
24	RA	2250	G
24	RA	2251	G
24	RA	2255	U

Continued on next page...

Continued from previous page...

Mol	Chain	Res	Type
24	RA	2278	A
24	RA	2287	C
24	RA	2290	A
24	RA	2292	G
24	RA	2295	C
24	RA	2299	A
24	RA	2300	A
24	RA	2315	G
24	RA	2317	A
24	RA	2319	G
24	RA	2320	G
24	RA	2321	A
24	RA	2323	A
24	RA	2324	U
24	RA	2331	G
24	RA	2332	A
24	RA	2337	G
24	RA	2346	G
24	RA	2348	A
24	RA	2354	C
24	RA	2357	G
24	RA	2358	A
24	RA	2359	C
24	RA	2362	C
24	RA	2366	G
24	RA	2395	G
24	RA	2397	C
24	RA	2415	C
24	RA	2418	U
24	RA	2437	A
24	RA	2441	G
24	RA	2442	A
24	RA	2447	A
24	RA	2451	A
24	RA	2452	C
24	RA	2453	C
24	RA	2460	A
24	RA	2481	A
24	RA	2482	G
24	RA	2486	C
24	RA	2487	C
24	RA	2492	C

Continued on next page...

Continued from previous page...

Mol	Chain	Res	Type
24	RA	2506	G
24	RA	2514	G
24	RA	2517	G
24	RA	2530	A
24	RA	2531	U
24	RA	2537	G
24	RA	2541	G
24	RA	2554	A
24	RA	2555	G
24	RA	2566	U
24	RA	2576	A
24	RA	2578	A
24	RA	2579	G
24	RA	2581	G
24	RA	2584	A
24	RA	2598	C
24	RA	2614	A
24	RA	2621	U
24	RA	2623	U
24	RA	2624	C
24	RA	2627	U
24	RA	2635	G
24	RA	2641	A
24	RA	2648	U
24	RA	2653	G
24	RA	2658	C
24	RA	2667	G
24	RA	2677	A
24	RA	2685	G
24	RA	2694	U
24	RA	2701	U
24	RA	2702	C
24	RA	2703	C
24	RA	2714	U
24	RA	2715	C
24	RA	2719	G
24	RA	2725	A
24	RA	2726	A
24	RA	2727	G
24	RA	2739	U
24	RA	2746	A
24	RA	2757	G

Continued on next page...

Continued from previous page...

Mol	Chain	Res	Type
24	RA	2771	A
24	RA	2774	G
24	RA	2775	G
24	RA	2778	A
24	RA	2791	A
24	RA	2792	U
24	RA	2793	G
24	RA	2800	C
24	RA	2802	C
24	RA	2803	A
24	RA	2804	C
24	RA	2805	G
24	RA	2809	U
24	RA	2810	C
24	RA	2811	A
24	RA	2818	U
24	RA	2828	G
24	RA	2830	A
24	RA	2831	A
24	RA	2843	G
24	RA	2844	G
24	RA	2857	U
24	RA	2859	U
24	RA	2877	G
24	RA	2878	A
24	RA	2882	G
24	RA	2890	C
24	RA	2900	G
24	RA	2901	A
24	RA	2903	G
24	RA	2904	U
24	RA	2905	C
24	RA	2906	U
25	RB	8	U
25	RB	13	A
25	RB	15	A
25	RB	16	G
25	RB	19	G
25	RB	21	G
25	RB	25	A
25	RB	41	U
25	RB	42	C

Continued on next page...

Continued from previous page...

Mol	Chain	Res	Type
25	RB	44	G
25	RB	45	A
25	RB	52	A
25	RB	56	G
25	RB	67	G
25	RB	73	A
25	RB	81	G
25	RB	82	G
25	RB	109	G
1	XA	6	G
1	XA	9	G
1	XA	32	A
1	XA	39	G
1	XA	48	C
1	XA	51	A
1	XA	58	C
1	XA	61	G
1	XA	65	U
1	XA	66	G
1	XA	79	G
1	XA	89	U
1	XA	92	G
1	XA	95	G
1	XA	101	A
1	XA	108	G
1	XA	116	A
1	XA	121	C
1	XA	122	G
1	XA	130	A
1	XA	144	G
1	XA	147	G
1	XA	160	A
1	XA	163	C
1	XA	169	C
1	XA	172	A
1	XA	173	U
1	XA	174	C
1	XA	190	G
1	XA	191(A)	G
1	XA	195	A
1	XA	197	A
1	XA	208	U

Continued on next page...

Continued from previous page...

Mol	Chain	Res	Type
1	XA	209	U
1	XA	210	U
1	XA	220	G
1	XA	244	U
1	XA	245	C
1	XA	247	G
1	XA	251	G
1	XA	267	C
1	XA	270	A
1	XA	281	G
1	XA	289	G
1	XA	306	G
1	XA	321	A
1	XA	328	C
1	XA	329	A
1	XA	332	G
1	XA	344	A
1	XA	346	G
1	XA	347	G
1	XA	351	G
1	XA	352	C
1	XA	353	A
1	XA	354	G
1	XA	356	A
1	XA	359	U
1	XA	367	U
1	XA	372	C
1	XA	373	A
1	XA	389	A
1	XA	397	A
1	XA	398	C
1	XA	406	G
1	XA	410	G
1	XA	411	A
1	XA	412	A
1	XA	413	G
1	XA	414	A
1	XA	422	C
1	XA	423	G
1	XA	424	G
1	XA	429	U
1	XA	430	A

Continued on next page...

Continued from previous page...

Mol	Chain	Res	Type
1	XA	440	A
1	XA	466	C
1	XA	467	G
1	XA	485	G
1	XA	486	U
1	XA	496	A
1	XA	497	U
1	XA	509	A
1	XA	510	A
1	XA	511	C
1	XA	518	C
1	XA	521	G
1	XA	527	G
1	XA	531	U
1	XA	532	A
1	XA	533	A
1	XA	545	C
1	XA	547	A
1	XA	548	G
1	XA	559	A
1	XA	564	C
1	XA	572	A
1	XA	573	A
1	XA	576	G
1	XA	577	G
1	XA	596	C
1	XA	629	G
1	XA	630	G
1	XA	631	G
1	XA	632	A
1	XA	653	A
1	XA	665	A
1	XA	686	U
1	XA	688	G
1	XA	693	G
1	XA	703	G
1	XA	704	A
1	XA	721	G
1	XA	731	G
1	XA	734	G
1	XA	749	C
1	XA	753	A

Continued on next page...

Continued from previous page...

Mol	Chain	Res	Type
1	XA	754	C
1	XA	755	G
1	XA	777	A
1	XA	792	A
1	XA	793	U
1	XA	794	A
1	XA	810	C
1	XA	813	U
1	XA	816	A
1	XA	817	C
1	XA	821	G
1	XA	828	A
1	XA	843	U
1	XA	848	C
1	XA	859	A
1	XA	871	U
1	XA	872	A
1	XA	876	G
1	XA	902	G
1	XA	914	A
1	XA	926	G
1	XA	927	G
1	XA	934	C
1	XA	935	A
1	XA	958	A
1	XA	960	U
1	XA	961	U
1	XA	968	A
1	XA	969	A
1	XA	974	A
1	XA	975	A
1	XA	976	G
1	XA	977	A
1	XA	991	U
1	XA	992	U
1	XA	993	G
1	XA	1003	G
1	XA	1004	A
1	XA	1006	C
1	XA	1009	G
1	XA	1020	U
1	XA	1024	G

Continued on next page...

Continued from previous page...

Mol	Chain	Res	Type
1	XA	1025	U
1	XA	1028(A)	C
1	XA	1028(B)	C
1	XA	1029	G
1	XA	1030	C
1	XA	1031	G
1	XA	1032(A)	A
1	XA	1032(B)	G
1	XA	1038	C
1	XA	1039	C
1	XA	1040	U
1	XA	1041	A
1	XA	1042	G
1	XA	1044	A
1	XA	1046	A
1	XA	1053	G
1	XA	1054	C
1	XA	1064	G
1	XA	1066	C
1	XA	1081	G
1	XA	1094	G
1	XA	1095	U
1	XA	1101	A
1	XA	1108	G
1	XA	1124	G
1	XA	1125	U
1	XA	1126	U
1	XA	1127	G
1	XA	1129	C
1	XA	1130	A
1	XA	1134	G
1	XA	1136	U
1	XA	1137	C
1	XA	1138	G
1	XA	1139	G
1	XA	1140	C
1	XA	1146	A
1	XA	1152	A
1	XA	1157	A
1	XA	1158	C
1	XA	1159	U
1	XA	1160	G

Continued on next page...

Continued from previous page...

Mol	Chain	Res	Type
1	XA	1162	C
1	XA	1176	A
1	XA	1177	G
1	XA	1178	G
1	XA	1181	G
1	XA	1182	G
1	XA	1183	A
1	XA	1184	G
1	XA	1196	U
1	XA	1212	U
1	XA	1213	A
1	XA	1225	A
1	XA	1238	A
1	XA	1240	U
1	XA	1241	G
1	XA	1256	A
1	XA	1257	U
1	XA	1258	G
1	XA	1260	C
1	XA	1263	C
1	XA	1270	C
1	XA	1273	G
1	XA	1275	A
1	XA	1280	A
1	XA	1281	U
1	XA	1286	A
1	XA	1287	A
1	XA	1290	G
1	XA	1298	C
1	XA	1300	G
1	XA	1301	U
1	XA	1302	U
1	XA	1303	C
1	XA	1305	G
1	XA	1310	G
1	XA	1311	G
1	XA	1320	C
1	XA	1321	C
1	XA	1322	C
1	XA	1323	G
1	XA	1331	G
1	XA	1335	C

Continued on next page...

Continued from previous page...

Mol	Chain	Res	Type
1	XA	1336	C
1	XA	1347	G
1	XA	1362(B)	C
1	XA	1363	A
1	XA	1370	G
1	XA	1378	C
1	XA	1379	G
1	XA	1394	A
1	XA	1419	G
1	XA	1442	G
1	XA	1446	A
1	XA	1447	G
1	XA	1452	C
1	XA	1453	G
1	XA	1454	G
1	XA	1487	G
1	XA	1492	A
1	XA	1493	A
1	XA	1497	G
1	XA	1499	A
1	XA	1502	A
1	XA	1504	G
1	XA	1506	U
1	XA	1517	G
1	XA	1519	A
1	XA	1520	G
1	XA	1529	G
1	XA	1530	G
22	XV	3	G
22	XV	4	U
22	XV	5	G
22	XV	7	U
22	XV	8	U
22	XV	18	U
22	XV	19	G
22	XV	20	G
22	XV	21(B)	A
22	XV	47	U
22	XV	48	C
22	XV	49	G
22	XV	52	G
22	XV	54	U

Continued on next page...

Continued from previous page...

Mol	Chain	Res	Type
22	XV	64	C
22	XV	68	C
22	XV	72	G
22	XV	76	A
23	XX	7	G
23	XX	10	G
23	XX	11	U
23	XX	12	A
23	XX	13	A
23	XX	19	G
24	YA	11	G
24	YA	15	G
24	YA	34	C
24	YA	45	C
24	YA	60	G
24	YA	62	U
24	YA	71	U
24	YA	73	A
24	YA	74	G
24	YA	90	A
24	YA	99	G
24	YA	100	G
24	YA	101	A
24	YA	116	A
24	YA	118	U
24	YA	123	G
24	YA	129	G
24	YA	139	A
24	YA	156	U
24	YA	157	U
24	YA	170	A
24	YA	185	A
24	YA	188	A
24	YA	205	A
24	YA	210	A
24	YA	211	A
24	YA	212	A
24	YA	217	A
24	YA	218	A
24	YA	219	U
24	YA	221	G
24	YA	231	G

Continued on next page...

Continued from previous page...

Mol	Chain	Res	Type
24	YA	232	U
24	YA	237	G
24	YA	241	G
24	YA	258	U
24	YA	271	U
24	YA	272	U
24	YA	273	G
24	YA	275	C
24	YA	287	G
24	YA	288	U
24	YA	289	G
24	YA	298	G
24	YA	300	A
24	YA	302	A
24	YA	303	C
24	YA	323	A
24	YA	335	A
24	YA	347	G
24	YA	348	A
24	YA	353	G
24	YA	354	A
24	YA	356	A
24	YA	376	G
24	YA	387	G
24	YA	392	U
24	YA	394	C
24	YA	398	A
24	YA	399	G
24	YA	400	U
24	YA	413	G
24	YA	414	U
24	YA	422	U
24	YA	432	U
24	YA	433	G
24	YA	438	G
24	YA	439	A
24	YA	455	A
24	YA	469	A
24	YA	470	C
24	YA	474	U
24	YA	480	A
24	YA	483	A

Continued on next page...

Continued from previous page...

Mol	Chain	Res	Type
24	YA	496	A
24	YA	507	G
24	YA	529	U
24	YA	530	A
24	YA	533	G
24	YA	534	C
24	YA	535	C
24	YA	537	G
24	YA	543	G
24	YA	554	A
24	YA	555	G
24	YA	556	C
24	YA	557	A
24	YA	562	C
24	YA	563	G
24	YA	564	G
24	YA	570	C
24	YA	571	A
24	YA	586	G
24	YA	594	A
24	YA	596	G
24	YA	598	A
24	YA	626	A
24	YA	630	U
24	YA	638	U
24	YA	641	G
24	YA	646	A
24	YA	647	G
24	YA	652	A
24	YA	656	A
24	YA	662	A
24	YA	663	G
24	YA	670	C
24	YA	671	A
24	YA	676	G
24	YA	679	A
24	YA	680	G
24	YA	681	C
24	YA	716	G
24	YA	717	A
24	YA	733	G
24	YA	764	G

Continued on next page...

Continued from previous page...

Mol	Chain	Res	Type
24	YA	769	A
24	YA	773	G
24	YA	777	C
24	YA	800	C
24	YA	822	G
24	YA	823	G
24	YA	829	A
24	YA	830	A
24	YA	831	A
24	YA	832	G
24	YA	837	C
24	YA	838	C
24	YA	839	G
24	YA	852	G
24	YA	858	U
24	YA	859	C
24	YA	866	A
24	YA	874	U
24	YA	875	U
24	YA	878	G
24	YA	894	U
24	YA	903	C
24	YA	904	C
24	YA	907	U
24	YA	913	A
24	YA	927	G
24	YA	928	G
24	YA	929	G
24	YA	931	C
24	YA	932	C
24	YA	933	C
24	YA	935	C
24	YA	936	C
24	YA	937	A
24	YA	942	A
24	YA	943	C
24	YA	944	C
24	YA	946	A
24	YA	947	A
24	YA	953	U
24	YA	956	A
24	YA	961	C

Continued on next page...

Continued from previous page...

Mol	Chain	Res	Type
24	YA	963	A
24	YA	977	G
24	YA	983	G
24	YA	986	A
24	YA	990	A
24	YA	991	G
24	YA	998	A
24	YA	1002	A
24	YA	1004	A
24	YA	1006	C
24	YA	1018	A
24	YA	1019	G
24	YA	1020	C
24	YA	1029	A
24	YA	1035	G
24	YA	1042	A
24	YA	1057	G
24	YA	1058	U
24	YA	1059	C
24	YA	1061	G
24	YA	1068	G
24	YA	1069	U
24	YA	1072	U
24	YA	1073	A
24	YA	1079	U
24	YA	1092	A
24	YA	1093	G
24	YA	1096	A
24	YA	1100	A
24	YA	1105	G
24	YA	1106	U
24	YA	1107	U
24	YA	1108	G
24	YA	1111	U
24	YA	1112	U
24	YA	1113	A
24	YA	1114	G
24	YA	1116	A
24	YA	1117	G
24	YA	1119	A
24	YA	1122	C
24	YA	1123	A

Continued on next page...

Continued from previous page...

Mol	Chain	Res	Type
24	YA	1124	U
24	YA	1128	U
24	YA	1129	U
24	YA	1130	A
24	YA	1131	A
24	YA	1132	A
24	YA	1134	A
24	YA	1135	G
24	YA	1139	G
24	YA	1141	A
24	YA	1142	A
24	YA	1143	U
24	YA	1149	A
24	YA	1156	G
24	YA	1168	G
24	YA	1175	A
24	YA	1177	G
24	YA	1180	C
24	YA	1181	G
24	YA	1184	G
24	YA	1187	U
24	YA	1188	A
24	YA	1219	A
24	YA	1220	U
24	YA	1221	G
24	YA	1222	A
24	YA	1224	C
24	YA	1249	A
24	YA	1250	U
24	YA	1256	U
24	YA	1265	A
24	YA	1282	G
24	YA	1284	G
24	YA	1299	A
24	YA	1302	G
24	YA	1311	A
24	YA	1317	G
24	YA	1318	A
24	YA	1319	U
24	YA	1321	A
24	YA	1346	U
24	YA	1347	A

Continued on next page...

Continued from previous page...

Mol	Chain	Res	Type
24	YA	1375	U
24	YA	1395	A
24	YA	1398	U
24	YA	1411	A
24	YA	1414	G
24	YA	1416	C
24	YA	1424	A
24	YA	1425	A
24	YA	1430	A
24	YA	1431	G
24	YA	1441	A
24	YA	1453	C
24	YA	1454	C
24	YA	1457	C
24	YA	1462	G
24	YA	1465	A
24	YA	1466	U
24	YA	1467	G
24	YA	1474	C
24	YA	1491	A
24	YA	1492	C
24	YA	1496	A
24	YA	1497	G
24	YA	1502	G
24	YA	1506	G
24	YA	1507	A
24	YA	1508	G
24	YA	1514	C
24	YA	1518	A
24	YA	1528	U
24	YA	1529	G
24	YA	1536	A
24	YA	1539	C
24	YA	1542	A
24	YA	1543	U
24	YA	1553	A
24	YA	1554	A
24	YA	1555	C
24	YA	1556	A
24	YA	1557	A
24	YA	1561	C
24	YA	1568	G

Continued on next page...

Continued from previous page...

Mol	Chain	Res	Type
24	YA	1569	U
24	YA	1580	G
24	YA	1581	U
24	YA	1582	A
24	YA	1583	C
24	YA	1584	G
24	YA	1586	G
24	YA	1589	A
24	YA	1590	C
24	YA	1591	A
24	YA	1605	A
24	YA	1606	G
24	YA	1613	A
24	YA	1616	A
24	YA	1625	U
24	YA	1627	A
24	YA	1628	G
24	YA	1631	C
24	YA	1632	A
24	YA	1633	A
24	YA	1644	C
24	YA	1653	C
24	YA	1654	A
24	YA	1662	A
24	YA	1663	C
24	YA	1664	A
24	YA	1681	A
24	YA	1687	C
24	YA	1693	C
24	YA	1694	G
24	YA	1695	C
24	YA	1701	A
24	YA	1711	A
24	YA	1716	A
24	YA	1721	G
24	YA	1740	U
24	YA	1742	G
24	YA	1763	G
24	YA	1766	G
24	YA	1767	A
24	YA	1769	G
24	YA	1770	A

Continued on next page...

Continued from previous page...

Mol	Chain	Res	Type
24	YA	1776	G
24	YA	1785	C
24	YA	1787	G
24	YA	1793	A
24	YA	1794	G
24	YA	1795	G
24	YA	1800	G
24	YA	1804	A
24	YA	1811	A
24	YA	1815	A
24	YA	1818	A
24	YA	1822	A
24	YA	1830	G
24	YA	1831	C
24	YA	1832	G
24	YA	1846	A
24	YA	1847	G
24	YA	1859	G
24	YA	1866	G
24	YA	1878	A
24	YA	1889	G
24	YA	1896	G
24	YA	1897	C
24	YA	1899	A
24	YA	1900	G
24	YA	1903	C
24	YA	1911	A
24	YA	1925	G
24	YA	1936	C
24	YA	1941	A
24	YA	1951	G
24	YA	1952	G
24	YA	1958	A
24	YA	1961	U
24	YA	1962	U
24	YA	1977	U
24	YA	1985	U
24	YA	1986	G
24	YA	1989	C
24	YA	1991	A
24	YA	1992	A
24	YA	1993	A

Continued on next page...

Continued from previous page...

Mol	Chain	Res	Type
24	YA	1994	A
24	YA	2004	C
24	YA	2013	U
24	YA	2014	G
24	YA	2015	U
24	YA	2018	C
24	YA	2042	A
24	YA	2043	C
24	YA	2045	G
24	YA	2053	A
24	YA	2055	A
24	YA	2061	C
24	YA	2065	C
24	YA	2074	G
24	YA	2077	C
24	YA	2078	G
24	YA	2081	A
24	YA	2082	A
24	YA	2083	G
24	YA	2084	A
24	YA	2091	G
24	YA	2115	G
24	YA	2121	U
24	YA	2128	G
24	YA	2129	C
24	YA	2133	C
24	YA	2134	G
24	YA	2135	U
24	YA	2136	A
24	YA	2137	G
24	YA	2138	G
24	YA	2140	U
24	YA	2141	A
24	YA	2142	G
24	YA	2144	U
24	YA	2148	A
24	YA	2149	G
24	YA	2150	C
24	YA	2153	G
24	YA	2154	U
24	YA	2155	G
24	YA	2156	A

Continued on next page...

Continued from previous page...

Mol	Chain	Res	Type
24	YA	2158	C
24	YA	2159	C
24	YA	2162	C
24	YA	2167	C
24	YA	2169	G
24	YA	2170	G
24	YA	2178	G
24	YA	2179	G
24	YA	2180	A
24	YA	2186	C
24	YA	2188	G
24	YA	2190	G
24	YA	2191	A
24	YA	2193	A
24	YA	2195	A
24	YA	2202	U
24	YA	2203	G
24	YA	2210	C
24	YA	2211	U
24	YA	2212	G
24	YA	2214	G
24	YA	2215	G
24	YA	2220	A
24	YA	2227	G
24	YA	2228	G
24	YA	2229	A
24	YA	2231	G
24	YA	2237	A
24	YA	2250	G
24	YA	2251	G
24	YA	2255	U
24	YA	2258	G
24	YA	2278	A
24	YA	2287	C
24	YA	2290	A
24	YA	2291	G
24	YA	2292	G
24	YA	2295	C
24	YA	2299	A
24	YA	2300	A
24	YA	2319	G
24	YA	2320	G

Continued on next page...

Continued from previous page...

Mol	Chain	Res	Type
24	YA	2323	A
24	YA	2332	A
24	YA	2337	G
24	YA	2346	G
24	YA	2347	A
24	YA	2358	A
24	YA	2359	C
24	YA	2362	C
24	YA	2366	G
24	YA	2370	G
24	YA	2395	G
24	YA	2397	C
24	YA	2404	A
24	YA	2408	G
24	YA	2415	C
24	YA	2418	U
24	YA	2422	G
24	YA	2435	U
24	YA	2436	C
24	YA	2437	A
24	YA	2440	G
24	YA	2441	G
24	YA	2442	A
24	YA	2447	A
24	YA	2451	A
24	YA	2453	C
24	YA	2459	G
24	YA	2460	A
24	YA	2462	A
24	YA	2477	C
24	YA	2481	A
24	YA	2487	C
24	YA	2506	G
24	YA	2510	C
24	YA	2514	G
24	YA	2517	G
24	YA	2530	A
24	YA	2537	G
24	YA	2541	G
24	YA	2566	U
24	YA	2570	C
24	YA	2579	G

Continued on next page...

Continued from previous page...

Mol	Chain	Res	Type
24	YA	2585	C
24	YA	2597	U
24	YA	2614	A
24	YA	2621	U
24	YA	2623	U
24	YA	2624	C
24	YA	2627	U
24	YA	2641	A
24	YA	2658	C
24	YA	2666	A
24	YA	2667	G
24	YA	2668	U
24	YA	2677	A
24	YA	2685	G
24	YA	2687	A
24	YA	2694	U
24	YA	2701	U
24	YA	2703	C
24	YA	2714	U
24	YA	2719	G
24	YA	2724	U
24	YA	2725	A
24	YA	2726	A
24	YA	2727	G
24	YA	2739	U
24	YA	2746	A
24	YA	2752	U
24	YA	2757	G
24	YA	2761	A
24	YA	2771	A
24	YA	2774	G
24	YA	2775	G
24	YA	2777	A
24	YA	2778	A
24	YA	2790	G
24	YA	2791	A
24	YA	2792	U
24	YA	2803	A
24	YA	2804	C
24	YA	2808	G
24	YA	2809	U
24	YA	2810	C

Continued on next page...

Continued from previous page...

Mol	Chain	Res	Type
24	YA	2818	U
24	YA	2830	A
24	YA	2831	A
24	YA	2843	G
24	YA	2844	G
24	YA	2845	A
24	YA	2855	G
24	YA	2856	G
24	YA	2876	U
24	YA	2877	G
24	YA	2878	A
24	YA	2882	G
24	YA	2883	A
24	YA	2901	A
24	YA	2902	G
24	YA	2903	G
25	YB	8	U
25	YB	9	G
25	YB	13	A
25	YB	15	A
25	YB	30	C
25	YB	33	G
25	YB	41	U
25	YB	51	G
25	YB	56	G
25	YB	64	C
25	YB	65	C
25	YB	67	G
25	YB	73	A
25	YB	84	C
25	YB	89(A)	G
25	YB	89(B)	A
25	YB	90	C
25	YB	106	G
25	YB	108	C
25	YB	109	G
25	YB	110	G

All (157) RNA pucker outliers are listed below:

Mol	Chain	Res	Type
1	QA	5	U

Continued on next page...

Continued from previous page...

Mol	Chain	Res	Type
1	QA	31	G
1	QA	64	G
1	QA	115	G
1	QA	119	A
1	QA	181	G
1	QA	243	A
1	QA	244	U
1	QA	250	A
1	QA	266	G
1	QA	328	C
1	QA	410	G
1	QA	412	A
1	QA	429	U
1	QA	481	G
1	QA	484	G
1	QA	485	G
1	QA	509	A
1	QA	687	A
1	QA	703	G
1	QA	753	A
1	QA	792	A
1	QA	812	C
1	QA	913	A
1	QA	960	U
1	QA	992	U
1	QA	1064	G
1	QA	1065	U
1	QA	1200	C
1	QA	1201	A
1	QA	1285	A
1	QA	1297	C
1	QA	1336	C
1	QA	1346	A
1	QA	1347	G
1	QA	1446	A
1	QA	1453	G
1	QA	1498	U
1	QA	1528	U
22	QV	53	G
23	QX	12	A
24	RA	73	A
24	RA	98	U

Continued on next page...

Continued from previous page...

Mol	Chain	Res	Type
24	RA	210	A
24	RA	211	A
24	RA	218	A
24	RA	287	G
24	RA	399	G
24	RA	431	C
24	RA	528	A
24	RA	537	G
24	RA	610	C
24	RA	662	A
24	RA	799	A
24	RA	893	C
24	RA	903	C
24	RA	1068	G
24	RA	1072	U
24	RA	1099	C
24	RA	1103	A
24	RA	1111	U
24	RA	1119	A
24	RA	1255	A
24	RA	1358	U
24	RA	1473	A
24	RA	1605	A
24	RA	1649	A
24	RA	1700	G
24	RA	1850	A
24	RA	2014	G
24	RA	2082	A
24	RA	2148	A
24	RA	2451	A
24	RA	2578	A
24	RA	2622	C
24	RA	2701	U
24	RA	2842	U
24	RA	2877	G
25	RB	66	A
1	XA	5	U
1	XA	31	G
1	XA	60	A
1	XA	64	G
1	XA	78	G
1	XA	115	G

Continued on next page...

Continued from previous page...

Mol	Chain	Res	Type
1	XA	243	A
1	XA	244	U
1	XA	250	A
1	XA	266	G
1	XA	328	C
1	XA	345	C
1	XA	358	U
1	XA	410	G
1	XA	412	A
1	XA	429	U
1	XA	484	G
1	XA	485	G
1	XA	509	A
1	XA	687	A
1	XA	703	G
1	XA	753	A
1	XA	812	C
1	XA	913	A
1	XA	991	U
1	XA	992	U
1	XA	1027	C
1	XA	1126	U
1	XA	1285	A
1	XA	1297	C
1	XA	1310	G
1	XA	1446	A
1	XA	1498	U
22	XV	53	G
24	YA	98	U
24	YA	184	A
24	YA	210	A
24	YA	218	A
24	YA	231	G
24	YA	287	G
24	YA	302	A
24	YA	399	G
24	YA	431	C
24	YA	528	A
24	YA	533	G
24	YA	662	A
24	YA	799	A
24	YA	893	C

Continued on next page...

Continued from previous page...

Mol	Chain	Res	Type
24	YA	903	C
24	YA	906	G
24	YA	1058	U
24	YA	1068	G
24	YA	1072	U
24	YA	1131	A
24	YA	1155	C
24	YA	1176	U
24	YA	1223	C
24	YA	1249	A
24	YA	1255	A
24	YA	1473	A
24	YA	1507	A
24	YA	1554	A
24	YA	1605	A
24	YA	1694	G
24	YA	1700	G
24	YA	1741	C
24	YA	1830	G
24	YA	1935	A
24	YA	2014	G
24	YA	2414	C
24	YA	2578	A
24	YA	2622	C
24	YA	2693	C
24	YA	2724	U
24	YA	2789	A
24	YA	2842	U
24	YA	2877	G
25	YB	109	G

5.4 Non-standard residues in protein, DNA, RNA chains (i)

2 non-standard protein/DNA/RNA residues are modelled in this entry.

In the following table, the Counts columns list the number of bonds (or angles) for which Mogul statistics could be retrieved, the number of bonds (or angles) that are observed in the model and the number of bonds (or angles) that are defined in the Chemical Component Dictionary. The Link column lists molecule types, if any, to which the group is linked. The Z score for a bond length (or angle) is the number of standard deviations the observed value is removed from the expected value. A bond length (or angle) with $|Z| > 2$ is considered an outlier worth inspection. RMSZ is the root-mean-square of all Z scores of the bond lengths (or angles).

Mol	Type	Chain	Res	Link	Bond lengths			Bond angles		
					Counts	RMSZ	$\#\|Z\| > 2$	Counts	RMSZ	$\#\|Z\| > 2$
22	1MG	QV	37	22	23,26,27	1.20	3 (13%)	33,39,42	1.73	5 (15%)
22	1MG	XV	37	22	23,26,27	1.19	3 (13%)	33,39,42	1.76	5 (15%)

In the following table, the Chirals column lists the number of chiral outliers, the number of chiral centers analysed, the number of these observed in the model and the number defined in the Chemical Component Dictionary. Similar counts are reported in the Torsion and Rings columns. '-' means no outliers of that kind were identified.

Mol	Type	Chain	Res	Link	Chirals	Torsions	Rings
22	1MG	QV	37	22	-	0/7/25/26	0/3/3/3
22	1MG	XV	37	22	-	0/7/25/26	0/3/3/3

All (6) bond length outliers are listed below:

Mol	Chain	Res	Type	Atoms	Z	Observed(Å)	Ideal(Å)
22	QV	37	1MG	C5-C4	3.23	1.47	1.38
22	XV	37	1MG	C5-C4	3.19	1.47	1.38
22	XV	37	1MG	C2-N1	2.47	1.41	1.37
22	QV	37	1MG	C2-N1	2.40	1.41	1.37
22	QV	37	1MG	C5-N7	-2.17	1.34	1.39
22	XV	37	1MG	C5-N7	-2.09	1.34	1.39

All (10) bond angle outliers are listed below:

Mol	Chain	Res	Type	Atoms	Z	Observed(^{o})	Ideal(^{o})
22	XV	37	1MG	C5-C4-N3	-5.24	120.05	128.39
22	QV	37	1MG	C5-C4-N3	-5.17	120.16	128.39
22	XV	37	1MG	C2-N3-C4	4.35	121.76	111.98
22	QV	37	1MG	C2-N3-C4	4.28	121.61	111.98
22	QV	37	1MG	N9-C4-N3	3.90	133.76	125.95
22	XV	37	1MG	N9-C4-N3	3.86	133.68	125.95
22	XV	37	1MG	C6-C5-N7	2.79	135.55	129.36
22	XV	37	1MG	C4-C5-N7	-2.72	106.36	110.67
22	QV	37	1MG	C6-C5-N7	2.68	135.31	129.36
22	QV	37	1MG	C4-C5-N7	-2.56	106.61	110.67

There are no chirality outliers.

There are no torsion outliers.

There are no ring outliers.

No monomer is involved in short contacts.

5.5 Carbohydrates (i)

There are no oligosaccharides in this entry.

5.6 Ligand geometry (i)

Of 1166 ligands modelled in this entry, 1164 are monoatomic - leaving 2 for Mogul analysis.

In the following table, the Counts columns list the number of bonds (or angles) for which Mogul statistics could be retrieved, the number of bonds (or angles) that are observed in the model and the number of bonds (or angles) that are defined in the Chemical Component Dictionary. The Link column lists molecule types, if any, to which the group is linked. The Z score for a bond length (or angle) is the number of standard deviations the observed value is removed from the expected value. A bond length (or angle) with $|Z| > 2$ is considered an outlier worth inspection. RMSZ is the root-mean-square of all Z scores of the bond lengths (or angles).

Mol	Type	Chain	Res	Link	Bond lengths			Bond angles		
					Counts	RMSZ	$\#\|Z\| > 2$	Counts	RMSZ	$\#\|Z\| > 2$
56	SF4	XD	301	4	0,12,12	-	-	-		
56	SF4	QD	301	4	0,12,12	-	-	-		

In the following table, the Chirals column lists the number of chiral outliers, the number of chiral centers analysed, the number of these observed in the model and the number defined in the Chemical Component Dictionary. Similar counts are reported in the Torsion and Rings columns. '-' means no outliers of that kind were identified.

Mol	Type	Chain	Res	Link	Chirals	Torsions	Rings
56	SF4	XD	301	4	-	-	0/6/5/5
56	SF4	QD	301	4	-	-	0/6/5/5

There are no bond length outliers.

There are no bond angle outliers.

There are no chirality outliers.

There are no torsion outliers.

There are no ring outliers.

No monomer is involved in short contacts.

5.7 Other polymers (i)

There are no such residues in this entry.

5.8 Polymer linkage issues (i)

There are no chain breaks in this entry.

6 Fit of model and data (i)

6.1 Protein, DNA and RNA chains (i)

In the following table, the column labelled '#RSRZ> 2' contains the number (and percentage) of RSRZ outliers, followed by percent RSRZ outliers for the chain as percentile scores relative to all X-ray entries and entries of similar resolution. The OWAB column contains the minimum, median, 95th percentile and maximum values of the occupancy-weighted average B-factor per residue. The column labelled 'Q< 0.9' lists the number of (and percentage) of residues with an average occupancy less than 0.9.

Mol	Chain	Analysed	<RSRZ>	#RSRZ>2			OWAB(Å^2)	Q<0.9
1	QA	1500/1521 (98%)	0.41	73 (4%)	35	22	58, 110, 240, 377	0
1	XA	1500/1521 (98%)	0.52	108 (7%)	21	14	54, 120, 257, 365	0
2	QB	235/256 (91%)	0.53	3 (1%)	75	55	109, 150, 192, 239	0
2	XB	236/256 (92%)	0.91	18 (7%)	20	13	104, 136, 180, 227	0
3	QC	205/239 (85%)	0.88	19 (9%)	14	9	123, 163, 203, 242	0
3	XC	205/239 (85%)	1.43	43 (20%)	2	2	119, 158, 198, 242	0
4	QD	208/209 (99%)	0.81	13 (6%)	26	17	84, 112, 140, 171	0
4	XD	208/209 (99%)	1.47	52 (25%)	2	2	92, 131, 170, 193	0
5	QE	151/162 (93%)	0.47	5 (3%)	49	30	86, 112, 152, 179	0
5	XE	151/162 (93%)	1.06	18 (11%)	9	6	78, 108, 140, 162	0
6	QF	101/101 (100%)	0.96	8 (7%)	18	12	96, 122, 156, 173	0
6	XF	101/101 (100%)	0.46	1 (0%)	79	63	76, 108, 135, 189	0
7	QG	155/156 (99%)	1.26	30 (19%)	3	2	130, 162, 199, 225	0
7	XG	155/156 (99%)	1.34	35 (22%)	2	2	122, 164, 201, 247	0
8	QH	137/138 (99%)	0.63	5 (3%)	46	28	87, 116, 138, 168	0
8	XH	137/138 (99%)	0.79	11 (8%)	18	12	83, 111, 148, 165	0
9	QI	127/128 (99%)	2.54	71 (55%)	0	0	129, 174, 219, 232	0
9	XI	126/128 (98%)	1.59	35 (27%)	1	1	132, 172, 203, 231	0
10	QJ	99/105 (94%)	1.12	21 (21%)	2	2	140, 178, 215, 240	0
10	XJ	96/105 (91%)	1.97	34 (35%)	1	1	144, 175, 211, 235	0
11	QK	119/129 (92%)	1.32	17 (14%)	6	5	91, 119, 158, 189	0
11	XK	116/129 (89%)	0.91	9 (7%)	19	12	64, 105, 149, 188	0
12	QL	125/132 (94%)	1.23	27 (21%)	2	2	64, 90, 133, 187	0
12	XL	122/132 (92%)	0.98	24 (19%)	3	2	60, 96, 126, 169	0

Continued on next page...

Continued from previous page...

Mol	Chain	Analysed	<RSRZ>	#RSRZ>2			OWAB(Å^2)	Q<0.9
13	QM	120/126 (95%)	1.19	23 (19%)	3	2	129, 167, 203, 227	0
13	XM	119/126 (94%)	2.11	50 (42%)	0	1	137, 187, 227, 247	0
14	QN	60/61 (98%)	1.72	20 (33%)	1	1	139, 171, 209, 233	0
14	XN	60/61 (98%)	1.16	10 (16%)	4	3	132, 158, 190, 212	0
15	QO	88/89 (98%)	0.63	5 (5%)	29	19	67, 107, 144, 154	0
15	XO	87/89 (97%)	0.65	3 (3%)	48	30	62, 95, 139, 158	0
16	QP	84/88 (95%)	0.76	2 (2%)	59	40	80, 100, 140, 184	0
16	XP	84/88 (95%)	0.92	10 (11%)	9	6	93, 127, 165, 189	0
17	QQ	100/105 (95%)	0.98	12 (12%)	9	6	73, 99, 142, 155	0
17	XQ	100/105 (95%)	0.56	6 (6%)	27	17	68, 104, 134, 149	0
18	QR	70/88 (79%)	0.87	6 (8%)	16	11	95, 126, 152, 179	0
18	XR	70/88 (79%)	0.42	2 (2%)	53	35	73, 111, 152, 172	0
19	QS	83/93 (89%)	1.43	19 (22%)	2	2	153, 182, 217, 240	0
19	XS	84/93 (90%)	1.67	29 (34%)	1	1	160, 195, 230, 246	0
20	QT	99/106 (93%)	1.08	10 (10%)	12	8	67, 99, 143, 165	0
20	XT	99/106 (93%)	0.88	8 (8%)	18	11	76, 115, 152, 193	0
21	QU	25/27 (92%)	1.86	9 (36%)	1	1	124, 153, 183, 204	0
21	XU	25/27 (92%)	1.40	5 (20%)	3	2	108, 168, 192, 212	0
22	QV	76/77 (98%)	0.78	6 (7%)	18	12	151, 202, 240, 251	0
22	XV	76/77 (98%)	1.91	26 (34%)	1	1	225, 332, 347, 358	0
23	QX	19/19 (100%)	1.58	4 (21%)	2	2	116, 227, 311, 319	0
23	XX	19/19 (100%)	2.81	15 (78%)	0	0	131, 254, 297, 308	0
24	RA	2881/2915 (98%)	0.21	116 (4%)	42	26	40, 73, 215, 458	0
24	YA	2883/2915 (98%)	0.09	94 (3%)	49	30	28, 53, 212, 402	0
25	RB	120/122 (98%)	0.35	1 (0%)	82	67	82, 126, 171, 195	0
25	YB	120/122 (98%)	0.18	5 (4%)	40	25	49, 77, 109, 224	0
26	RD	274/276 (99%)	0.71	15 (5%)	30	19	42, 67, 101, 139	0
26	YD	274/276 (99%)	0.29	5 (1%)	67	48	35, 53, 81, 126	0
27	RE	205/206 (99%)	0.44	8 (3%)	43	27	37, 72, 114, 177	0
27	YE	204/206 (99%)	0.21	2 (0%)	79	63	25, 55, 91, 111	0
28	RF	202/210 (96%)	0.54	9 (4%)	38	24	46, 86, 135, 169	0

Continued on next page...

Continued from previous page...

Mol	Chain	Analysed	<RSRZ>	#RSRZ>2	OWAB(Å^2)	Q<0.9
28	YF	202/210 (96%)	0.45	7 (3%) 47 29	29, 59, 134, 186	0
29	RG	181/182 (99%)	1.18	27 (14%) 5 4	112, 145, 188, 220	0
29	YG	181/182 (99%)	0.99	21 (11%) 9 7	73, 123, 172, 219	0
30	RH	174/180 (96%)	1.03	21 (12%) 8 6	90, 131, 176, 222	0
30	YH	173/180 (96%)	0.25	6 (3%) 47 29	48, 69, 97, 118	0
31	RI	146/148 (98%)	0.97	20 (13%) 6 5	72, 114, 150, 159	0
31	YI	146/148 (98%)	0.85	20 (13%) 6 5	65, 103, 139, 169	0
32	RN	138/140 (98%)	1.10	18 (13%) 7 6	50, 82, 129, 147	0
32	YN	140/140 (100%)	0.50	2 (1%) 73 54	33, 55, 91, 128	0
33	RO	122/122 (100%)	0.17	1 (0%) 82 67	47, 72, 99, 124	0
33	YO	122/122 (100%)	0.40	5 (4%) 41 25	38, 58, 90, 107	0
34	RP	149/150 (99%)	0.76	12 (8%) 18 11	50, 86, 131, 150	0
34	YP	147/150 (98%)	0.43	5 (3%) 48 30	30, 64, 105, 133	0
35	RQ	141/141 (100%)	0.85	11 (7%) 19 12	59, 91, 132, 189	0
35	YQ	141/141 (100%)	0.06	1 (0%) 84 69	39, 59, 88, 136	0
36	RR	117/118 (99%)	0.47	5 (4%) 40 24	53, 68, 100, 156	0
36	YR	117/118 (99%)	0.32	3 (2%) 57 37	39, 52, 83, 154	0
37	RS	111/112 (99%)	1.44	30 (27%) 1 1	98, 126, 166, 186	0
37	YS	110/112 (98%)	0.21	1 (0%) 81 64	52, 72, 103, 117	0
38	RT	137/146 (93%)	0.62	7 (5%) 33 21	50, 83, 143, 196	0
38	YT	137/146 (93%)	0.60	10 (7%) 21 13	47, 68, 125, 170	0
39	RU	117/118 (99%)	0.97	16 (13%) 6 5	47, 81, 131, 174	0
39	YU	117/118 (99%)	0.61	7 (5%) 27 17	29, 45, 88, 151	0
40	RV	101/101 (100%)	0.49	5 (4%) 34 22	57, 94, 123, 167	0
40	YV	101/101 (100%)	0.16	2 (1%) 65 45	28, 55, 89, 133	0
41	RW	113/113 (100%)	0.43	4 (3%) 47 29	46, 65, 114, 204	0
41	YW	113/113 (100%)	0.23	4 (3%) 47 29	29, 48, 82, 192	0
42	RX	92/96 (95%)	0.40	5 (5%) 31 20	52, 77, 114, 122	0
42	YX	94/96 (97%)	-0.03	0 100 100	34, 53, 83, 123	0
43	RY	107/110 (97%)	0.99	14 (13%) 7 6	64, 97, 130, 148	0
43	YY	107/110 (97%)	0.33	1 (0%) 81 64	45, 67, 97, 143	0

Continued on next page...

Continued from previous page...

Mol	Chain	Analysed	<RSRZ>	#RSRZ>2	OWAB(Å^2)	Q<0.9
44	RZ	183/206 (88%)	0.60	12 (6%) 24 15	98, 131, 173, 201	0
44	YZ	183/206 (88%)	0.20	2 (1%) 78 61	47, 84, 116, 174	0
45	R0	81/85 (95%)	1.00	13 (16%) 5 3	68, 90, 149, 208	0
45	Y0	75/85 (88%)	0.27	1 (1%) 75 55	42, 59, 85, 98	0
46	R1	97/98 (98%)	1.40	25 (25%) 1 2	49, 75, 139, 212	0
46	Y1	93/98 (94%)	0.87	14 (15%) 5 4	41, 65, 121, 135	0
47	R2	69/72 (95%)	0.65	6 (8%) 16 11	67, 93, 143, 158	0
47	Y2	66/72 (91%)	0.48	6 (9%) 15 9	41, 65, 105, 142	0
48	R3	59/60 (98%)	0.86	6 (10%) 12 8	56, 86, 144, 197	0
48	Y3	59/60 (98%)	0.20	2 (3%) 48 30	37, 53, 87, 140	0
49	R4	69/71 (97%)	1.01	8 (11%) 9 7	134, 176, 219, 247	0
49	Y4	69/71 (97%)	1.22	12 (17%) 4 3	102, 153, 229, 258	0
50	R5	59/60 (98%)	0.23	1 (1%) 69 49	43, 66, 105, 144	0
50	Y5	59/60 (98%)	0.26	1 (1%) 69 49	25, 53, 90, 114	0
51	R6	53/54 (98%)	0.36	1 (1%) 66 46	74, 83, 108, 119	0
51	Y6	53/54 (98%)	-0.05	0 100 100	49, 64, 85, 99	0
52	R7	47/49 (95%)	0.66	6 (12%) 7 6	48, 62, 85, 129	0
52	Y7	48/49 (97%)	0.33	2 (4%) 40 25	31, 45, 78, 108	0
53	R8	64/65 (98%)	1.48	18 (28%) 1 1	59, 77, 115, 163	0
53	Y8	64/65 (98%)	1.06	10 (15%) 5 4	37, 55, 92, 254	0
54	R9	37/37 (100%)	0.66	1 (2%) 56 36	76, 91, 120, 147	0
54	Y9	37/37 (100%)	0.18	1 (2%) 56 36	37, 57, 80, 99	0
All	All	20843/21436 (97%)	0.57	1654 (7%) 18 12	25, 91, 206, 458	0

All (1654) RSRZ outliers are listed below:

Mol	Chain	Res	Type	RSRZ
11	QK	128	ALA	14.3
11	QK	129	SER	13.6
9	QI	110	GLU	10.7
12	QL	28	LYS	10.2
13	XM	97	PRO	9.4
45	R0	5	LYS	9.3
25	YB	89(A)	G	8.4

Continued on next page...

Continued from previous page...

Mol	Chain	Res	Type	RSRZ
24	YA	2614	A	8.3
9	XI	114	TYR	8.3
29	YG	116	ASP	8.0
10	XJ	58	ASP	7.6
7	QG	16	LEU	7.5
25	YB	89(B)	A	7.4
25	YB	88	C	7.3
9	XI	121	ARG	7.1
24	YA	2806	G	7.1
9	QI	96	LEU	7.1
35	RQ	90	VAL	7.0
24	RA	2166	U	6.8
9	QI	128	ARG	6.8
45	R0	3	HIS	6.6
9	QI	115	GLY	6.6
53	Y8	64	TYR	6.6
10	XJ	60	ARG	6.5
10	XJ	48	THR	6.5
38	YT	106	SER	6.5
1	XA	950	U	6.5
13	XM	94	ARG	6.4
9	QI	117	HIS	6.4
10	XJ	47	PHE	6.1
22	XV	73	A	6.1
9	XI	116	LYS	6.1
9	QI	102	LEU	6.1
24	RA	2167	C	6.0
13	XM	93	ARG	6.0
1	XA	1367	C	6.0
9	XI	126	SER	6.0
24	YA	301	C	5.9
31	RI	20	ASP	5.9
19	QS	79	THR	5.9
9	QI	75	ASP	5.8
9	QI	82	ALA	5.8
13	QM	102	ARG	5.8
24	YA	2807	C	5.8
24	YA	2134	G	5.8
9	QI	105	ASP	5.7
10	XJ	46	ARG	5.7
24	YA	2209	G	5.7
22	XV	72	G	5.6

Continued on next page...

Continued from previous page...

Mol	Chain	Res	Type	RSRZ
24	YA	11	G	5.6
13	XM	98	VAL	5.6
24	YA	2211	U	5.6
24	YA	2210	C	5.6
9	QI	127	LYS	5.5
24	RA	2168	C	5.5
1	XA	1333	A	5.5
13	XM	102	ARG	5.4
41	YW	113	LYS	5.4
9	QI	116	LYS	5.4
24	YA	2805	G	5.4
10	QJ	62	HIS	5.4
22	XV	76	A	5.4
24	RA	6	A	5.4
13	XM	96	LEU	5.3
1	XA	1531	A	5.3
9	XI	117	HIS	5.3
1	XA	975	A	5.3
1	XA	1332	A	5.3
19	XS	56	GLN	5.3
14	QN	2	ALA	5.3
11	QK	126	ARG	5.2
29	RG	72	ARG	5.2
12	XL	28	LYS	5.2
1	XA	1366	C	5.2
24	RA	2188	G	5.2
9	QI	101	PHE	5.2
7	QG	14	PRO	5.2
10	XJ	98	ILE	5.2
3	XC	130	VAL	5.2
24	RA	1129	U	5.2
9	XI	120	ARG	5.1
4	XD	205	GLU	5.1
13	XM	60	VAL	5.1
45	R0	4	LYS	5.1
10	XJ	61	GLU	5.1
13	XM	8	GLU	5.1
43	RY	5	MET	5.0
49	Y4	54	GLY	5.0
12	QL	19	ARG	5.0
9	QI	106	ALA	5.0
24	RA	2165	C	5.0

Continued on next page...

Continued from previous page...

Mol	Chain	Res	Type	RSRZ
9	QI	49	PRO	5.0
45	R0	6	GLY	5.0
10	XJ	52	GLY	4.9
4	XD	89	THR	4.9
23	XX	10	G	4.9
9	XI	111	ARG	4.9
1	XA	1349	A	4.9
1	XA	1365	G	4.9
12	XL	13	LYS	4.8
13	XM	65	LYS	4.8
1	XA	1364	U	4.8
1	QA	1235	U	4.8
45	R0	7	LEU	4.8
1	QA	1234	C	4.8
4	XD	130	GLY	4.8
1	XA	951	G	4.8
43	RY	33	LYS	4.8
24	RA	34	C	4.7
53	R8	56	GLU	4.7
26	YD	275	LYS	4.7
21	QU	2	GLY	4.7
1	XA	1243	C	4.7
10	XJ	50	ILE	4.7
13	QM	120	LYS	4.7
7	QG	81	GLY	4.7
19	QS	84	GLY	4.7
1	QA	1202	G	4.7
22	XV	75	C	4.7
53	Y8	62	LEU	4.6
9	XI	118	LYS	4.6
11	QK	127	LYS	4.6
11	XK	126	ARG	4.6
9	QI	47	LEU	4.6
9	QI	95	LYS	4.6
12	QL	27	LEU	4.6
10	XJ	62	HIS	4.6
46	R1	92	LYS	4.6
38	YT	109	GLU	4.6
9	QI	99	LEU	4.5
24	YA	934	A	4.5
23	XX	7	G	4.5
29	RG	28	VAL	4.5

Continued on next page...

Continued from previous page...

Mol	Chain	Res	Type	RSRZ
12	QL	129	ALA	4.5
9	QI	121	ARG	4.5
53	R8	54	GLU	4.5
11	QK	12	ARG	4.5
11	QK	13	GLN	4.5
46	Y1	92	LYS	4.5
22	XV	74	C	4.4
10	XJ	59	SER	4.4
4	XD	103	ASN	4.4
9	XI	123	PRO	4.4
22	XV	38	A	4.4
39	YU	118	GLY	4.4
7	QG	35	LYS	4.4
20	QT	73	HIS	4.4
24	YA	1556	A	4.4
46	R1	98	LEU	4.4
26	RD	275	LYS	4.4
14	QN	25	VAL	4.4
1	XA	971	G	4.3
1	XA	1353	G	4.3
29	RG	75	LYS	4.3
47	Y2	15	LYS	4.3
12	XL	27	LEU	4.3
41	RW	92	ARG	4.3
41	YW	112	GLY	4.3
4	XD	209	ARG	4.3
17	QQ	24	GLU	4.3
53	Y8	50	LEU	4.3
4	XD	20	TYR	4.2
7	QG	33	ASP	4.2
32	RN	68	GLU	4.2
23	XX	9	G	4.2
35	RQ	1	MET	4.2
12	QL	128	ALA	4.2
3	XC	158	GLY	4.2
12	QL	16	GLU	4.2
7	QG	79	ARG	4.2
38	RT	25	GLY	4.2
9	QI	125	TYR	4.2
24	RA	2164	C	4.1
24	YA	2816	G	4.1
21	QU	14	TRP	4.1

Continued on next page...

Continued from previous page...

Mol	Chain	Res	Type	RSRZ
32	RN	9	VAL	4.1
31	RI	1	MET	4.1
44	RZ	113	ALA	4.1
13	QM	106	ASN	4.1
4	XD	49	ARG	4.1
21	QU	5	ASP	4.1
7	XG	82	GLY	4.1
23	XX	19	G	4.1
24	RA	2163	G	4.1
24	YA	2808	G	4.1
9	QI	43	ALA	4.1
1	XA	1352	C	4.1
16	XP	1	MET	4.1
32	RN	10	GLU	4.1
9	QI	64	THR	4.0
9	XI	115	GLY	4.0
19	XS	71	LEU	4.0
24	RA	2132	G	4.0
24	YA	698	G	4.0
9	QI	111	ARG	4.0
13	XM	91	ARG	4.0
31	YI	118	LYS	4.0
10	XJ	63	PHE	4.0
27	RE	205	ALA	4.0
9	QI	56	LEU	4.0
43	YY	1	MET	4.0
1	XA	1527	C	4.0
53	R8	48	PHE	4.0
6	QF	14	LEU	4.0
1	XA	1331	G	4.0
24	YA	2208	G	4.0
1	QA	974	A	4.0
1	XA	1350	A	4.0
31	RI	122	GLU	4.0
35	YQ	112	GLU	4.0
12	XL	19	ARG	3.9
7	XG	27	ILE	3.9
9	QI	81	ILE	3.9
13	XM	31	LYS	3.9
13	XM	90	LEU	3.9
5	XE	10	MET	3.9
24	RA	2809	U	3.9

Continued on next page...

Continued from previous page...

Mol	Chain	Res	Type	RSRZ
31	RI	10	GLU	3.9
30	RH	152	ARG	3.9
46	R1	96	LYS	3.9
13	XM	107	ALA	3.9
28	YF	207	GLY	3.9
39	RU	97	ASP	3.9
1	XA	1286	A	3.9
7	XG	20	ASP	3.9
9	QI	46	ALA	3.9
24	RA	639	G	3.8
24	RA	2187	G	3.8
18	QR	85	LEU	3.8
10	QJ	55	LYS	3.8
49	Y4	53	GLU	3.8
48	R3	2	PRO	3.8
1	XA	1363	A	3.8
17	QQ	101	ARG	3.8
22	XV	35	G	3.8
3	XC	201	TYR	3.8
9	XI	110	GLU	3.8
49	Y4	52	THR	3.8
24	YA	2198	A	3.8
24	YA	1072	U	3.8
4	QD	209	ARG	3.8
39	YU	117	GLN	3.8
5	XE	18	ARG	3.8
13	QM	99	ARG	3.8
19	QS	80	TYR	3.8
13	XM	105	THR	3.8
24	RA	2906	U	3.8
19	XS	55	LYS	3.7
19	XS	57	HIS	3.7
39	YU	91	ASP	3.7
52	R7	41	ARG	3.7
13	QM	5	ALA	3.7
9	QI	44	VAL	3.7
24	YA	2814	C	3.7
47	R2	42	GLY	3.7
44	RZ	178	GLU	3.7
52	Y7	48	LYS	3.7
11	QK	74	ALA	3.7
24	RA	638	U	3.7

Continued on next page...

Continued from previous page...

Mol	Chain	Res	Type	RSRZ
22	QV	76	A	3.7
24	YA	1582	A	3.7
7	QG	82	GLY	3.7
24	RA	2905	C	3.7
31	RI	2	LYS	3.7
12	QL	18	VAL	3.7
24	RA	2331	G	3.7
24	YA	639	G	3.7
24	RA	12	U	3.7
24	YA	2518	U	3.7
46	R1	71	TYR	3.7
1	XA	949	A	3.7
13	XM	7	VAL	3.7
14	QN	13	THR	3.7
43	RY	1	MET	3.7
44	RZ	183	LEU	3.7
12	XL	16	GLU	3.6
45	R0	9	SER	3.6
24	YA	2163	G	3.6
32	YN	61	ARG	3.6
21	QU	8	THR	3.6
13	XM	120	LYS	3.6
1	QA	422	C	3.6
36	YR	106	GLY	3.6
10	XJ	64	GLU	3.6
30	RH	155	SER	3.6
39	RU	90	VAL	3.6
39	RU	91	ASP	3.6
31	RI	86	THR	3.6
24	RA	2123	G	3.6
24	RA	2808	G	3.6
24	YA	681	C	3.6
10	XJ	65	LEU	3.6
14	QN	6	LEU	3.6
4	XD	201	GLN	3.6
9	XI	100	GLY	3.6
19	XS	76	PRO	3.6
22	XV	2	G	3.6
43	RY	29	GLU	3.6
24	RA	2810	C	3.6
24	YA	2164	C	3.6
5	XE	85	GLY	3.6

Continued on next page...

Continued from previous page...

Mol	Chain	Res	Type	RSRZ
5	XE	86	ALA	3.6
37	RS	2	ALA	3.6
46	R1	64	ALA	3.6
24	RA	156	U	3.6
24	YA	2189	U	3.6
11	QK	75	TYR	3.6
1	XA	1300	G	3.5
19	XS	74	PHE	3.5
23	XX	8	A	3.5
24	RA	2133	C	3.5
24	YA	2815	C	3.5
9	XI	119	ALA	3.5
46	Y1	77	ALA	3.5
3	XC	5	ILE	3.5
12	QL	64	TYR	3.5
29	YG	97	ASP	3.5
26	RD	2	ALA	3.5
23	XX	15	A	3.5
53	R8	63	PRO	3.5
22	XV	36	G	3.5
47	Y2	11	GLU	3.5
38	YT	104	ASN	3.5
4	XD	168	ARG	3.5
9	QI	109	VAL	3.5
46	R1	88	LYS	3.5
53	R8	50	LEU	3.5
53	R8	62	LEU	3.5
4	XD	158	ILE	3.5
39	RU	36	ARG	3.5
7	XG	37	ASN	3.5
24	RA	2169	G	3.5
24	RA	2203	G	3.5
7	QG	77	SER	3.5
7	XG	19	GLY	3.5
17	QQ	99	SER	3.5
4	XD	120	LEU	3.5
13	XM	10	PRO	3.5
48	R3	38	GLU	3.5
53	Y8	65	GLU	3.5
9	QI	114	TYR	3.5
46	Y1	54	ALA	3.5
21	QU	15	ARG	3.5

Continued on next page...

Continued from previous page...

Mol	Chain	Res	Type	RSRZ
4	XD	166	LYS	3.4
10	QJ	54	PHE	3.4
10	QJ	48	THR	3.4
13	XM	5	ALA	3.4
32	RN	8	GLN	3.4
11	XK	81	ASP	3.4
49	Y4	51	ASP	3.4
3	XC	35	GLU	3.4
24	RA	2125	C	3.4
9	XI	109	VAL	3.4
24	YA	2135	U	3.4
7	QG	22	LEU	3.4
20	QT	9	ASN	3.4
29	YG	82	LEU	3.4
30	RH	150	ALA	3.4
10	XJ	57	LYS	3.4
46	R1	91	LYS	3.4
9	XI	105	ASP	3.4
16	XP	29	ASP	3.4
10	QJ	47	PHE	3.4
1	QA	975	A	3.4
28	YF	89	VAL	3.4
1	XA	1362(B)	C	3.4
3	XC	159	GLY	3.4
11	QK	11	LYS	3.4
1	QA	973	G	3.4
24	RA	11	G	3.4
24	RA	1221	G	3.4
7	XG	141	VAL	3.4
12	QL	29	GLY	3.4
38	RT	4	GLY	3.4
1	XA	1451	A	3.4
5	XE	118	ILE	3.4
22	XV	71	C	3.4
3	QC	76	VAL	3.4
4	XD	163	GLU	3.4
12	XL	11	VAL	3.4
30	RH	81	GLU	3.4
29	YG	136	ARG	3.4
31	YI	20	ASP	3.4
1	XA	1356	G	3.4
24	YA	2817	G	3.4

Continued on next page...

Continued from previous page...

Mol	Chain	Res	Type	RSRZ
9	XI	122	ALA	3.4
41	RW	93	ALA	3.4
54	R9	37	GLY	3.4
1	XA	1308	U	3.3
7	XG	66	VAL	3.3
24	RA	2210	C	3.3
47	Y2	12	GLU	3.3
7	XG	83	ALA	3.3
9	QI	92	TYR	3.3
43	RY	34	LYS	3.3
3	XC	15	THR	3.3
19	XS	42	PRO	3.3
53	R8	35	GLN	3.3
53	Y8	63	PRO	3.3
24	RA	2126	G	3.3
30	RH	170	ARG	3.3
11	XK	123	LYS	3.3
12	XL	17	LYS	3.3
3	XC	2	GLY	3.3
11	XK	36	ASP	3.3
13	XM	87	TYR	3.3
21	XU	23	PRO	3.3
7	QG	17	VAL	3.3
9	QI	94	ALA	3.3
24	RA	2204	G	3.3
24	RA	2209	G	3.3
24	YA	2212	G	3.3
35	RQ	83	MET	3.3
13	XM	23	TYR	3.3
9	QI	123	PRO	3.3
24	RA	1131	A	3.3
24	RA	2812	A	3.3
1	XA	1235	U	3.3
4	XD	159	ARG	3.3
20	QT	99	LEU	3.3
22	XV	1	C	3.3
24	YA	935	C	3.3
4	XD	76	ARG	3.3
10	XJ	53	PRO	3.3
1	QA	1365	G	3.3
10	XJ	54	PHE	3.3
29	RG	152	LEU	3.3

Continued on next page...

Continued from previous page...

Mol	Chain	Res	Type	RSRZ
30	RH	125	VAL	3.3
23	XX	5	A	3.3
24	RA	681	C	3.3
34	RP	31	ALA	3.3
9	QI	85	LEU	3.2
9	QI	59	PHE	3.2
13	XM	109	THR	3.2
1	QA	1304	G	3.2
1	XA	1224	G	3.2
1	XA	1368	G	3.2
22	XV	32	U	3.2
24	RA	7	G	3.2
24	RA	2134	G	3.2
28	RF	207	GLY	3.2
3	XC	184	TYR	3.2
22	XV	34	C	3.2
32	RN	138	LEU	3.2
53	Y8	61	LEU	3.2
40	RV	80	GLN	3.2
3	XC	77	ILE	3.2
10	QJ	46	ARG	3.2
21	QU	6	ARG	3.2
38	YT	114	LEU	3.2
24	RA	2202	U	3.2
1	QA	977	A	3.2
1	XA	1343	G	3.2
22	XV	31	G	3.2
1	QA	1054	C	3.2
31	YI	1	MET	3.2
9	QI	42	ARG	3.2
14	QN	7	ILE	3.2
3	QC	160	ALA	3.2
24	YA	2123	G	3.2
8	QH	112	LEU	3.2
37	RS	58	LEU	3.2
53	Y8	54	GLU	3.2
31	RI	11	ASN	3.2
12	XL	5	PRO	3.2
49	Y4	49	PHE	3.2
12	XL	6	THR	3.2
12	XL	29	GLY	3.1
19	QS	82	GLY	3.1

Continued on next page...

Continued from previous page...

Mol	Chain	Res	Type	RSRZ
15	XO	6	GLU	3.1
1	QA	1493	A	3.1
29	RG	102	PHE	3.1
24	RA	1769	G	3.1
24	YA	299	G	3.1
37	RS	3	ARG	3.1
32	RN	133	GLN	3.1
3	XC	4	LYS	3.1
9	QI	113	LYS	3.1
9	XI	106	ALA	3.1
32	RN	7	LYS	3.1
12	XL	18	VAL	3.1
42	RX	68	ARG	3.1
53	R8	64	TYR	3.1
1	QA	1509	C	3.1
1	QA	1511	G	3.1
7	XG	81	GLY	3.1
24	RA	2122	G	3.1
3	QC	152	ILE	3.1
19	QS	44	MET	3.1
27	RE	204	ALA	3.1
47	R2	44	LEU	3.1
1	XA	1493	A	3.1
24	RA	1222	A	3.1
24	RA	2811	A	3.1
24	YA	218	A	3.1
40	YV	101	GLY	3.1
1	QA	1362(B)	C	3.1
31	RI	15	VAL	3.1
32	RN	84	LYS	3.1
34	RP	17	LYS	3.1
1	XA	1309	G	3.1
13	XM	22	ILE	3.1
28	RF	133	ASN	3.1
46	R1	77	ALA	3.1
7	QG	59	LEU	3.1
15	XO	62	GLN	3.1
31	YI	13	GLY	3.1
7	QG	32	ARG	3.1
38	YT	111	ARG	3.1
28	YF	27	GLU	3.1
1	QA	1451	A	3.1

Continued on next page...

Continued from previous page...

Mol	Chain	Res	Type	RSRZ
1	XA	1357	A	3.1
13	XM	4	ILE	3.1
53	Y8	53	PRO	3.1
1	XA	1195	C	3.0
4	XD	164	ALA	3.0
19	XS	15	LEU	3.0
33	YO	103	ALA	3.0
34	RP	68	GLN	3.0
24	RA	2208	G	3.0
1	XA	1510	U	3.0
5	QE	51	VAL	3.0
9	QI	86	VAL	3.0
3	QC	124	ILE	3.0
9	QI	77	ILE	3.0
38	YT	124	ASP	3.0
9	QI	50	LEU	3.0
37	RS	110	LEU	3.0
23	XX	4	A	3.0
26	RD	262	ARG	3.0
31	RI	27	ARG	3.0
13	QM	119	GLY	3.0
24	YA	34	C	3.0
24	YA	2207	C	3.0
30	RH	166	GLY	3.0
49	Y4	17	GLY	3.0
10	XJ	49	VAL	3.0
10	XJ	55	LYS	3.0
19	XS	19	VAL	3.0
19	XS	41	VAL	3.0
48	Y3	60	GLU	3.0
13	QM	41	PRO	3.0
24	RA	9	U	3.0
24	YA	2206	G	3.0
24	YA	2228	G	3.0
9	XI	40	LEU	3.0
13	XM	2	ALA	3.0
4	XD	77	ASN	3.0
9	XI	113	LYS	3.0
39	RU	118	GLY	3.0
24	YA	1130	A	3.0
1	XA	1344	C	3.0
11	XK	92	GLU	3.0

Continued on next page...

Continued from previous page...

Mol	Chain	Res	Type	RSRZ
22	XV	70	C	3.0
37	RS	54	LEU	3.0
34	RP	16	ARG	3.0
37	RS	105	ALA	3.0
24	RA	2124	U	3.0
9	QI	78	LYS	3.0
20	XT	73	HIS	3.0
9	QI	30	GLY	3.0
1	QA	1233	G	3.0
1	XA	976	G	3.0
20	XT	18	GLN	3.0
23	XX	6	G	3.0
43	RY	98	VAL	3.0
1	XA	532	A	3.0
10	XJ	90	LEU	3.0
12	QL	10	LEU	3.0
24	YA	2084	A	3.0
31	YI	134	PRO	3.0
4	XD	208	SER	3.0
39	RU	96	ALA	3.0
1	XA	1354	C	3.0
3	XC	193	TYR	3.0
14	QN	17	LYS	3.0
14	QN	58	LYS	3.0
7	QG	80	VAL	3.0
1	QA	82	U	3.0
1	XA	1307	U	3.0
24	RA	1143	U	3.0
33	YO	89	ASN	3.0
35	RQ	75	THR	3.0
29	YG	139	LEU	2.9
49	R4	9	LEU	2.9
3	XC	167	TRP	2.9
8	QH	136	GLU	2.9
13	XM	32	GLU	2.9
35	RQ	91	GLU	2.9
39	RU	92	ARG	2.9
12	XL	26	ALA	2.9
1	QA	1531	A	2.9
23	QX	15	A	2.9
30	RH	169	VAL	2.9
34	YP	26	GLY	2.9

Continued on next page...

Continued from previous page...

Mol	Chain	Res	Type	RSRZ
44	RZ	180	VAL	2.9
3	XC	34	LEU	2.9
9	QI	10	ARG	2.9
24	RA	2904	U	2.9
45	R0	55	ARG	2.9
10	QJ	64	GLU	2.9
1	XA	1310	G	2.9
19	QS	31	ILE	2.9
3	QC	131	ARG	2.9
13	QM	19	LEU	2.9
20	XT	10	LEU	2.9
24	RA	1318	A	2.9
24	YA	1157	A	2.9
46	R1	85	LEU	2.9
1	XA	422	C	2.9
22	QV	1	C	2.9
24	YA	1555	C	2.9
30	RH	96	ALA	2.9
24	RA	2131	U	2.9
8	XH	58	TYR	2.9
9	XI	108	VAL	2.9
19	XS	68	GLY	2.9
32	RN	105	GLY	2.9
6	QF	60	PHE	2.9
37	RS	27	SER	2.9
2	XB	121	LEU	2.9
19	XS	44	MET	2.9
12	QL	47	LYS	2.9
12	QL	114	LYS	2.9
26	RD	200	ASP	2.9
3	XC	165	THR	2.9
1	QA	1224	G	2.9
20	QT	49	ALA	2.9
24	RA	160	G	2.9
24	RA	2806	G	2.9
24	YA	2138	G	2.9
46	R1	27	GLU	2.9
4	XD	173	TRP	2.9
24	RA	218	A	2.9
1	QA	1364	U	2.9
12	XL	14	GLY	2.9
22	XV	39	C	2.9

Continued on next page...

Continued from previous page...

Mol	Chain	Res	Type	RSRZ
19	XS	10	PHE	2.9
22	XV	33	U	2.9
24	YA	638	U	2.9
31	YI	16	GLY	2.9
15	QO	88	ARG	2.9
34	RP	15	ARG	2.9
7	XG	16	LEU	2.9
8	QH	2	LEU	2.9
32	RN	1	MET	2.9
10	QJ	57	LYS	2.9
53	R8	60	LEU	2.9
13	XM	62	ASN	2.9
2	XB	229	VAL	2.9
9	XI	41	VAL	2.9
10	QJ	49	VAL	2.9
13	XM	85	GLY	2.9
29	YG	115	ARG	2.9
1	XA	81	G	2.9
1	XA	965	A	2.9
9	QI	74	ILE	2.9
24	RA	376	G	2.9
24	RA	464	G	2.9
24	RA	2233	G	2.9
24	RA	2903	G	2.9
24	YA	716	G	2.9
26	YD	38	LYS	2.9
31	RI	12	LEU	2.9
31	RI	38	LEU	2.9
43	RY	63	LYS	2.9
3	XC	31	HIS	2.8
13	XM	101	GLN	2.8
24	RA	2815	C	2.8
25	YB	1	U	2.8
29	RG	26	GLN	2.8
7	XG	145	ALA	2.8
31	RI	117	GLU	2.8
46	Y1	93	GLU	2.8
53	R8	65	GLU	2.8
38	RT	104	ASN	2.8
7	XG	26	PHE	2.8
12	QL	14	GLY	2.8
19	XS	20	LEU	2.8

Continued on next page...

Continued from previous page...

Mol	Chain	Res	Type	RSRZ
5	XE	136	MET	2.8
12	QL	62	SER	2.8
23	XX	14	A	2.8
24	YA	1222	A	2.8
1	QA	1526	G	2.8
1	XA	1301	U	2.8
24	YA	1156	G	2.8
4	XD	179	GLU	2.8
8	XH	99	GLU	2.8
9	QI	108	VAL	2.8
13	XM	29	ARG	2.8
16	QP	8	ARG	2.8
35	RQ	6	ARG	2.8
21	XU	14	TRP	2.8
9	QI	29	ASN	2.8
13	QM	78	ILE	2.8
14	QN	55	GLY	2.8
7	XG	151	TYR	2.8
9	QI	88	TYR	2.8
20	QT	70	SER	2.8
46	R1	26	ARG	2.8
10	XJ	100	THR	2.8
36	YR	118	GLU	2.8
1	XA	1299	A	2.8
24	YA	1507	A	2.8
4	XD	155	LEU	2.8
4	XD	202	LEU	2.8
4	QD	181	MET	2.8
1	QA	947	G	2.8
1	QA	1116	C	2.8
23	QX	9	G	2.8
24	YA	1221	G	2.8
24	YA	2132	G	2.8
24	YA	2188	G	2.8
31	RI	17	GLN	2.8
50	R5	2	ALA	2.8
4	QD	73	ARG	2.8
34	RP	65	ARG	2.8
37	RS	106	ARG	2.8
16	XP	53	VAL	2.8
47	R2	40	SER	2.8
53	R8	53	PRO	2.8

Continued on next page...

Continued from previous page...

Mol	Chain	Res	Type	RSRZ
2	XB	12	GLU	2.8
7	XG	38	LEU	2.8
29	RG	90	LEU	2.8
3	XC	157	ILE	2.8
12	QL	7	ILE	2.8
7	QG	34	GLY	2.8
27	RE	1	MET	2.8
34	YP	43	GLY	2.8
23	XX	13	A	2.8
3	XC	131	ARG	2.8
1	XA	817	C	2.8
37	RS	86	ALA	2.8
30	YH	175	LYS	2.8
1	QA	530	G	2.8
1	XA	159	G	2.8
1	XA	1511	G	2.8
14	XN	56	VAL	2.8
30	RH	21	PRO	2.8
4	XD	157	LEU	2.8
4	XD	175	SER	2.8
29	RG	133	LEU	2.8
26	RD	259	THR	2.8
43	RY	62	GLU	2.8
9	XI	81	ILE	2.8
9	QI	5	TYR	2.7
13	QM	121	LYS	2.7
1	XA	946	A	2.7
1	XA	969	A	2.7
3	XC	55	VAL	2.7
24	RA	1130	A	2.7
24	RA	2332	A	2.7
24	YA	554	A	2.7
26	RD	115	GLN	2.7
29	RG	175	LEU	2.7
37	RS	56	LEU	2.7
39	RU	7	GLY	2.7
22	XV	3	G	2.7
38	RT	124	ASP	2.7
12	XL	53	ARG	2.7
13	XM	71	ARG	2.7
19	QS	78	ARG	2.7
3	XC	137	ALA	2.7

Continued on next page...

Continued from previous page...

Mol	Chain	Res	Type	RSRZ
9	XI	46	ALA	2.7
10	QJ	63	PHE	2.7
47	R2	41	ILE	2.7
5	XE	81	GLU	2.7
18	QR	46	GLU	2.7
31	YI	122	GLU	2.7
1	XA	1306	A	2.7
13	XM	64	TRP	2.7
24	RA	2162	C	2.7
16	XP	17	TYR	2.7
19	QS	83	HIS	2.7
30	RH	111	HIS	2.7
32	YN	92	ALA	2.7
44	RZ	152	ALA	2.7
12	XL	10	LEU	2.7
44	RZ	163	LEU	2.7
1	XA	1526	G	2.7
24	RA	2228	G	2.7
24	RA	2813	G	2.7
13	QM	100	GLY	2.7
27	RE	19	ARG	2.7
29	YG	118	ARG	2.7
9	QI	118	LYS	2.7
53	R8	3	LYS	2.7
1	QA	1332	A	2.7
24	YA	679	A	2.7
9	QI	19	LEU	2.7
12	QL	99	HIS	2.7
46	R1	95	LEU	2.7
1	XA	1342	C	2.7
24	RA	463	C	2.7
3	XC	8	ILE	2.7
39	RU	59	ARG	2.7
9	QI	48	GLU	2.7
46	Y1	84	GLY	2.7
52	R7	38	GLY	2.7
7	QG	24	THR	2.7
1	QA	1003	G	2.7
12	XL	30	ALA	2.7
14	QN	10	ALA	2.7
1	XA	1528	U	2.7
7	QG	12	LEU	2.7

Continued on next page...

Continued from previous page...

Mol	Chain	Res	Type	RSRZ
11	QK	98	LEU	2.7
43	RY	35	TYR	2.7
49	Y4	50	VAL	2.7
1	QA	1363	A	2.6
7	XG	42	ILE	2.6
13	QM	101	GLN	2.6
24	RA	1556	A	2.6
24	RA	2803	A	2.6
24	YA	6	A	2.6
29	YG	87	PRO	2.6
10	QJ	66	ARG	2.6
26	YD	262	ARG	2.6
2	XB	18	GLY	2.6
13	XM	95	GLY	2.6
15	QO	86	GLY	2.6
30	RH	86	GLU	2.6
37	RS	108	GLY	2.6
1	QA	1223	C	2.6
1	XA	1359	C	2.6
24	YA	2197	C	2.6
2	XB	77	ALA	2.6
9	QI	53	VAL	2.6
9	XI	45	ALA	2.6
17	QQ	98	LEU	2.6
19	QS	11	VAL	2.6
19	XS	24	ALA	2.6
49	Y4	56	VAL	2.6
10	XJ	74	ILE	2.6
13	XM	99	ARG	2.6
23	QX	10	G	2.6
33	RO	66	LYS	2.6
28	RF	85	GLY	2.6
1	QA	949	A	2.6
4	XD	15	GLU	2.6
4	XD	60	GLU	2.6
5	XE	50	GLU	2.6
23	XX	12	A	2.6
24	RA	1092	A	2.6
29	RG	35	GLU	2.6
9	XI	94	ALA	2.6
19	XS	16	LEU	2.6
1	XA	1384	C	2.6

Continued on next page...

Continued from previous page...

Mol	Chain	Res	Type	RSRZ
19	XS	4	SER	2.6
37	YS	27	SER	2.6
7	XG	32	ARG	2.6
14	QN	35	ARG	2.6
17	XQ	101	ARG	2.6
36	RR	2	ARG	2.6
39	RU	32	PHE	2.6
4	XD	144	ASP	2.6
26	YD	71	ASP	2.6
30	YH	57	ASP	2.6
32	RN	131	GLN	2.6
1	QA	950	U	2.6
1	XA	1351	U	2.6
1	XA	1358	U	2.6
1	XA	438	G	2.6
1	XA	769	G	2.6
22	XV	24	G	2.6
24	RA	10	G	2.6
24	YA	680	G	2.6
2	XB	196	LEU	2.6
7	XG	99	LEU	2.6
10	QJ	88	LEU	2.6
46	R1	97	LEU	2.6
12	XL	115	LYS	2.6
24	RA	1142	A	2.6
37	RS	13	ARG	2.6
9	QI	18	PHE	2.6
29	RG	142	PRO	2.6
24	RA	462	C	2.6
4	QD	53	ASP	2.6
16	QP	68	ASP	2.6
13	QM	6	GLY	2.6
28	YF	133	ASN	2.6
31	YI	11	ASN	2.6
9	XI	99	LEU	2.6
29	RG	34	LEU	2.6
7	XG	39	ALA	2.6
12	QL	11	VAL	2.6
34	RP	19	VAL	2.6
46	R1	63	ALA	2.6
1	XA	1341	U	2.6
10	XJ	66	ARG	2.6

Continued on next page...

Continued from previous page...

Mol	Chain	Res	Type	RSRZ
12	XL	89	ARG	2.6
20	QT	86	ARG	2.6
24	YA	2597	U	2.6
30	YH	6	ARG	2.6
3	XC	39	ILE	2.6
29	RG	101	ILE	2.6
1	QA	1186	G	2.6
1	XA	1529	G	2.6
24	RA	2137	G	2.6
37	RS	7	TYR	2.6
5	XE	52	PRO	2.6
46	R1	87	PRO	2.6
1	XA	1288	A	2.6
44	YZ	12	GLY	2.6
5	XE	130	ASN	2.6
14	XN	44	LEU	2.6
24	YA	1583	C	2.6
24	YA	2613	C	2.6
26	RD	28	GLU	2.6
10	XJ	24	VAL	2.6
19	QS	60	VAL	2.6
19	QS	81	ARG	2.6
27	YE	204	ALA	2.6
33	YO	57	VAL	2.6
29	YG	182	LYS	2.6
30	YH	170	ARG	2.6
42	RX	83	VAL	2.6
5	XE	88	LYS	2.6
7	XG	36	LYS	2.6
45	Y0	10	THR	2.6
10	QJ	50	ILE	2.5
4	XD	93	PHE	2.5
22	XV	47	U	2.5
7	XG	22	LEU	2.5
13	XM	19	LEU	2.5
13	XM	56	LEU	2.5
53	Y8	60	LEU	2.5
1	XA	1233	G	2.5
1	XA	1523	G	2.5
4	XD	153	ARG	2.5
6	QF	46	ARG	2.5
11	XK	117	ASN	2.5

Continued on next page...

Continued from previous page...

Mol	Chain	Res	Type	RSRZ
13	QM	15	VAL	2.5
13	XM	55	ARG	2.5
24	YA	2128	G	2.5
29	RG	92	VAL	2.5
1	XA	1227	A	2.5
4	XD	147	ALA	2.5
22	XV	69	A	2.5
24	YA	1149	A	2.5
30	YH	58	GLU	2.5
31	RI	85	GLU	2.5
19	XS	39	THR	2.5
45	R0	10	THR	2.5
22	QV	34	C	2.5
22	QV	74	C	2.5
24	YA	2165	C	2.5
43	RY	55	TYR	2.5
14	QN	32	SER	2.5
43	RY	41	GLY	2.5
44	RZ	125	LEU	2.5
19	XS	32	LYS	2.5
36	RR	9	LYS	2.5
39	YU	92	ARG	2.5
29	RG	70	VAL	2.5
7	QG	37	ASN	2.5
9	QI	55	ALA	2.5
13	QM	2	ALA	2.5
18	QR	38	GLU	2.5
35	RQ	80	GLU	2.5
37	RS	40	ILE	2.5
1	QA	1306	A	2.5
1	XA	1360	A	2.5
24	YA	1767	A	2.5
1	QA	1002	G	2.5
10	QJ	56	HIS	2.5
5	QE	119	LEU	2.5
13	XM	70	LEU	2.5
14	QN	15	LYS	2.5
20	XT	34	LYS	2.5
31	YI	140	LEU	2.5
53	R8	15	LYS	2.5
53	R8	61	LEU	2.5
21	QU	4	GLY	2.5

Continued on next page...

Continued from previous page...

Mol	Chain	Res	Type	RSRZ
24	RA	1126	C	2.5
11	QK	78	GLN	2.5
47	Y2	4	SER	2.5
13	QM	60	VAL	2.5
13	XM	58	GLU	2.5
24	RA	1466	U	2.5
36	RR	102	GLU	2.5
19	XS	13	ASP	2.5
32	RN	48	MET	2.5
2	XB	6	THR	2.5
9	QI	27	THR	2.5
13	QM	105	THR	2.5
29	YG	117	PHE	2.5
3	QC	52	LEU	2.5
8	XH	91	ARG	2.5
9	QI	4	TYR	2.5
19	XS	25	LYS	2.5
31	YI	133	HIS	2.5
1	QA	1201	A	2.5
7	XG	34	GLY	2.5
29	RG	65	GLY	2.5
19	XS	9	VAL	2.5
31	RI	21	VAL	2.5
1	QA	1182	G	2.5
20	QT	52	ALA	2.5
23	XX	2	G	2.5
24	RA	555	G	2.5
24	YA	2903	G	2.5
38	RT	106	SER	2.5
1	QA	948	C	2.5
2	XB	117	GLU	2.5
25	YB	90	C	2.5
29	RG	137	GLU	2.5
6	QF	83	ASP	2.5
7	XG	84	ASN	2.5
29	RG	150	ASP	2.5
1	XA	1330	U	2.5
24	YA	2124	U	2.5
24	YA	2809	U	2.5
25	RB	41	U	2.5
8	XH	2	LEU	2.5
20	XT	80	ARG	2.5

Continued on next page...

Continued from previous page...

Mol	Chain	Res	Type	RSRZ
21	XU	10	ARG	2.5
4	QD	54	TYR	2.5
32	RN	128	HIS	2.5
3	QC	159	GLY	2.5
21	QU	11	GLY	2.5
45	R0	8	GLY	2.5
49	Y4	45	GLY	2.5
7	XG	80	VAL	2.5
14	QN	20	ALA	2.4
1	QA	1236	A	2.4
1	XA	974	A	2.4
4	XD	156	GLU	2.4
24	RA	1664	A	2.4
24	RA	2322	A	2.4
29	YG	14	GLU	2.4
36	YR	102	GLU	2.4
3	XC	135	LYS	2.4
4	XD	154	ASN	2.4
6	QF	15	ASP	2.4
32	RN	127	ASP	2.4
3	XC	43	LEU	2.4
4	QD	157	LEU	2.4
24	RA	1555	C	2.4
24	RA	2190	G	2.4
7	XG	18	TYR	2.4
19	QS	61	TYR	2.4
7	XG	105	VAL	2.4
14	QN	56	VAL	2.4
37	RS	109	GLY	2.4
46	R1	84	GLY	2.4
53	R8	28	GLY	2.4
7	QG	11	GLN	2.4
9	QI	122	ALA	2.4
34	RP	70	GLN	2.4
2	XB	5	ILE	2.4
17	QQ	36	ILE	2.4
5	XE	19	MET	2.4
33	YO	45	GLU	2.4
3	XC	10	PHE	2.4
26	RD	5	LYS	2.4
31	YI	121	LYS	2.4
46	Y1	21	ARG	2.4

Continued on next page...

Continued from previous page...

Mol	Chain	Res	Type	RSRZ
3	XC	87	LEU	2.4
1	QA	532	A	2.4
1	QA	1000	A	2.4
1	XA	87	A	2.4
24	RA	2614	A	2.4
38	YT	122	ASP	2.4
3	XC	6	HIS	2.4
12	QL	24	VAL	2.4
31	YI	84	GLY	2.4
34	RP	28	GLY	2.4
39	YU	90	VAL	2.4
49	R4	19	GLY	2.4
1	XA	1234	C	2.4
6	QF	101	ALA	2.4
7	QG	2	ALA	2.4
1	QA	1138	G	2.4
1	XA	1302	U	2.4
16	XP	19	ILE	2.4
24	YA	670	C	2.4
24	RA	2170	G	2.4
24	YA	9	U	2.4
4	QD	84	LYS	2.4
12	QL	13	LYS	2.4
12	QL	21	LYS	2.4
12	QL	86	ARG	2.4
37	RS	9	ARG	2.4
38	YT	115	ARG	2.4
47	R2	45	SER	2.4
3	XC	32	LEU	2.4
4	XD	176	LEU	2.4
7	QG	156	TRP	2.4
27	RE	143	ASN	2.4
3	QC	75	VAL	2.4
8	XH	8	ASP	2.4
48	R3	9	VAL	2.4
12	QL	26	ALA	2.4
1	QA	1333	A	2.4
1	XA	1340	A	2.4
3	QC	157	ILE	2.4
13	XM	39	ILE	2.4
19	QS	40	ILE	2.4
37	RS	37	ALA	2.4

Continued on next page...

Continued from previous page...

Mol	Chain	Res	Type	RSRZ
24	RA	1582	A	2.4
3	QC	27	LYS	2.4
9	QI	124	GLN	2.4
35	RQ	103	MET	2.4
26	RD	268	ARG	2.4
52	Y7	47	ARG	2.4
3	QC	47	LEU	2.4
3	XC	52	LEU	2.4
24	RA	2518	U	2.4
24	YA	936	C	2.4
27	YE	163	GLU	2.4
46	R1	75	GLU	2.4
1	XA	570	G	2.4
22	XV	40	G	2.4
24	RA	1489	G	2.4
24	RA	2227	G	2.4
2	XB	15	VAL	2.4
7	QG	21	VAL	2.4
28	YF	132	VAL	2.4
3	XC	181	ASN	2.4
39	RU	14	HIS	2.4
46	R1	79	GLY	2.4
4	QD	195	ALA	2.4
17	QQ	32	TYR	2.4
17	QQ	100	LYS	2.4
26	RD	68	LYS	2.4
2	XB	101	MET	2.4
4	QD	49	ARG	2.4
20	XT	83	ARG	2.4
38	YT	93	ARG	2.4
3	XC	101	LEU	2.4
10	QJ	65	LEU	2.4
1	QA	814	A	2.4
1	XA	814	A	2.4
1	XA	1289	A	2.4
24	RA	38	A	2.4
24	YA	302	A	2.4
37	RS	111	GLU	2.4
12	QL	116	SER	2.4
4	XD	178	VAL	2.4
19	QS	2	PRO	2.4
28	RF	172	TRP	2.4

Continued on next page...

Continued from previous page...

Mol	Chain	Res	Type	RSRZ
34	RP	23	PRO	2.4
34	RP	43	GLY	2.3
18	XR	36	ASN	2.3
46	Y1	91	LYS	2.3
8	XH	121	ASP	2.3
26	RD	273	ARG	2.3
1	QA	1523	G	2.3
1	XA	1520	G	2.3
24	RA	1137	G	2.3
24	YA	1105	G	2.3
24	YA	2187	G	2.3
24	YA	2615	G	2.3
4	XD	162	LEU	2.3
7	QG	99	LEU	2.3
9	XI	47	LEU	2.3
11	XK	125	PHE	2.3
14	XN	52	GLN	2.3
26	RD	126	GLN	2.3
29	RG	62	LEU	2.3
45	R0	57	PHE	2.3
13	XM	67	GLU	2.3
11	QK	14	VAL	2.3
43	RY	42	VAL	2.3
17	QQ	12	SER	2.3
19	XS	38	SER	2.3
8	XH	3	THR	2.3
9	QI	70	LYS	2.3
24	RA	1507	A	2.3
24	YA	1793	A	2.3
43	RY	28	LYS	2.3
46	Y1	79	GLY	2.3
49	R4	8	LYS	2.3
3	XC	53	ALA	2.3
4	XD	204	ILE	2.3
9	QI	52	ALA	2.3
12	XL	7	ILE	2.3
9	QI	58	HIS	2.3
13	XM	30	ALA	2.3
52	R7	20	ALA	2.3
1	QA	420	U	2.3
1	QA	813	U	2.3
1	QA	1212	U	2.3

Continued on next page...

Continued from previous page...

Mol	Chain	Res	Type	RSRZ
23	XX	11	U	2.3
27	RE	168	MET	2.3
42	RX	69	TYR	2.3
1	QA	1195	C	2.3
24	RA	2207	C	2.3
24	YA	2199	C	2.3
29	YG	150	ASP	2.3
4	XD	11	LEU	2.3
34	RP	59	LEU	2.3
4	XD	150	GLU	2.3
17	XQ	24	GLU	2.3
46	Y1	72	GLU	2.3
1	QA	631	G	2.3
36	RR	73	VAL	2.3
5	XE	92	LYS	2.3
12	XL	23	LYS	2.3
37	RS	93	LYS	2.3
4	XD	14	ARG	2.3
8	XH	138	TRP	2.3
11	XK	90	GLY	2.3
28	RF	206	ILE	2.3
20	XT	49	ALA	2.3
30	RH	20	ALA	2.3
49	R4	52	THR	2.3
6	XF	50	TYR	2.3
29	RG	11	TYR	2.3
4	XD	161	ASN	2.3
37	RS	32	LEU	2.3
39	RU	98	LEU	2.3
1	QA	901	A	2.3
1	XA	161	A	2.3
1	XA	1188	A	2.3
24	RA	1767	A	2.3
24	YA	300	A	2.3
37	RS	88	ASP	2.3
1	XA	1345	U	2.3
3	QC	28	GLN	2.3
24	YA	274	U	2.3
24	YA	1768	U	2.3
8	QH	99	GLU	2.3
46	R1	72	GLU	2.3
48	R3	60	GLU	2.3

Continued on next page...

Continued from previous page...

Mol	Chain	Res	Type	RSRZ
53	Y8	56	GLU	2.3
3	QC	153	VAL	2.3
3	XC	70	VAL	2.3
17	XQ	35	VAL	2.3
18	QR	22	VAL	2.3
31	RI	19	VAL	2.3
20	QT	25	ARG	2.3
32	RN	115	ARG	2.3
7	QG	93	PRO	2.3
9	QI	63	ILE	2.3
10	XJ	75	ILE	2.3
10	XJ	32	ALA	2.3
4	XD	181	MET	2.3
10	QJ	59	SER	2.3
40	RV	73	SER	2.3
53	R8	27	THR	2.3
3	XC	91	LEU	2.3
4	QD	96	LEU	2.3
1	QA	769	G	2.3
1	XA	1304	G	2.3
24	RA	2213	G	2.3
24	YA	10	G	2.3
49	R4	49	PHE	2.3
3	XC	3	ASN	2.3
7	XG	97	GLN	2.3
29	YG	166	ASP	2.3
39	YU	97	ASP	2.3
30	RH	30	LYS	2.3
34	YP	29	LYS	2.3
53	R8	29	LYS	2.3
3	XC	179	ARG	2.3
4	XD	80	GLU	2.3
31	RI	3	VAL	2.3
47	Y2	69	ARG	2.3
52	R7	47	ARG	2.3
1	QA	999	U	2.3
2	XB	131	PRO	2.3
10	XJ	38	ILE	2.3
7	XG	2	ALA	2.3
44	RZ	114	GLY	2.3
1	QA	1367	C	2.3
24	RA	301	C	2.3

Continued on next page...

Continued from previous page...

Mol	Chain	Res	Type	RSRZ
24	RA	670	C	2.3
17	XQ	31	LEU	2.3
39	RU	77	SER	2.3
7	QG	85	TYR	2.3
11	QK	25	TYR	2.3
17	XQ	32	TYR	2.3
27	RE	151	TYR	2.3
42	RX	18	TYR	2.3
19	QS	53	ASN	2.3
7	QG	10	ARG	2.3
7	QG	13	GLN	2.3
11	QK	18	ARG	2.3
13	XM	110	ARG	2.3
3	QC	36	ASP	2.3
13	XM	74	VAL	2.3
29	YG	38	VAL	2.3
44	RZ	165	VAL	2.3
28	RF	56	GLU	2.2
44	YZ	11	GLU	2.2
1	XA	1094	G	2.2
13	XM	113	PRO	2.2
2	XB	29	ALA	2.2
5	XE	44	GLY	2.2
21	QU	23	PRO	2.2
28	RF	26	ALA	2.2
35	RQ	19	GLY	2.2
46	R1	54	ALA	2.2
1	XA	977	A	2.2
46	Y1	85	LEU	2.2
42	RX	3	THR	2.2
8	XH	23	SER	2.2
37	RS	50	SER	2.2
1	XA	1369	C	2.2
7	XG	79	ARG	2.2
7	QG	84	ASN	2.2
7	XG	21	VAL	2.2
7	XG	33	ASP	2.2
12	XL	92	ASP	2.2
37	RS	8	GLU	2.2
30	RH	121	ILE	2.2
4	QD	32	ALA	2.2
4	XD	183	GLY	2.2

Continued on next page...

Continued from previous page...

Mol	Chain	Res	Type	RSRZ
13	XM	72	ALA	2.2
19	XS	5	LEU	2.2
29	RG	3	LEU	2.2
31	RI	34	GLY	2.2
31	YI	12	LEU	2.2
43	RY	31	LEU	2.2
29	YG	100	TRP	2.2
9	XI	37	PHE	2.2
14	QN	37	PHE	2.2
1	QA	1032(C)	G	2.2
21	XU	25	LYS	2.2
22	XV	10	G	2.2
23	XX	1	G	2.2
24	YA	2126	G	2.2
31	YI	40	THR	2.2
44	RZ	151	HIS	2.2
1	XA	437	U	2.2
4	XD	73	ARG	2.2
16	XP	32	TYR	2.2
41	YW	92	ARG	2.2
46	Y1	11	ARG	2.2
46	Y1	76	ARG	2.2
1	XA	160	A	2.2
1	XA	815	A	2.2
24	RA	942	A	2.2
19	XS	67	VAL	2.2
4	XD	145	GLU	2.2
29	YG	167	GLU	2.2
30	RH	116	GLU	2.2
1	QA	1115	C	2.2
1	XA	1320	C	2.2
24	RA	270	C	2.2
24	YA	275	C	2.2
2	QB	131	PRO	2.2
35	RQ	7	MET	2.2
35	RQ	79	LEU	2.2
39	RU	86	ALA	2.2
13	QM	31	LYS	2.2
4	XD	50	ARG	2.2
8	XH	102	ARG	2.2
16	XP	28	ARG	2.2
49	Y4	63	TYR	2.2

Continued on next page...

Continued from previous page...

Mol	Chain	Res	Type	RSRZ
8	XH	93	VAL	2.2
10	XJ	34	VAL	2.2
16	XP	20	VAL	2.2
40	YV	80	GLN	2.2
37	RS	18	ILE	2.2
1	QA	630	G	2.2
1	XA	1334	G	2.2
11	QK	117	ASN	2.2
23	QX	19	G	2.2
24	RA	1348	A	2.2
24	YA	533	G	2.2
19	QS	16	LEU	2.2
29	YG	120	LEU	2.2
45	R0	68	GLU	2.2
2	QB	237	ALA	2.2
16	XP	30	GLY	2.2
28	RF	131	GLY	2.2
41	RW	22	ASP	2.2
46	R1	78	LYS	2.2
29	YG	80	PHE	2.2
37	RS	97	ARG	2.2
1	QA	879	C	2.2
1	XA	1262	C	2.2
3	QC	177	THR	2.2
10	QJ	67	THR	2.2
48	Y3	58	VAL	2.2
49	Y4	37	SER	2.2
4	XD	96	LEU	2.2
5	XE	73	ASN	2.2
12	QL	127	GLU	2.2
29	RG	155	MET	2.2
4	XD	23	GLY	2.2
9	QI	11	LYS	2.2
9	QI	84	ALA	2.2
9	XI	52	ALA	2.2
30	RH	124	GLU	2.2
31	YI	41	GLU	2.2
39	RU	37	GLU	2.2
10	XJ	77	PRO	2.2
13	XM	41	PRO	2.2
13	XM	100	GLY	2.2
17	QQ	30	PRO	2.2

Continued on next page...

Continued from previous page...

Mol	Chain	Res	Type	RSRZ
24	YA	2140	U	2.2
31	YI	137	PRO	2.2
4	QD	50	ARG	2.2
9	QI	120	ARG	2.2
30	YH	59	ARG	2.2
40	RV	82	ARG	2.2
41	RW	63	ASP	2.2
1	QA	1183	A	2.2
1	XA	1236	A	2.2
1	XA	1443	G	2.2
11	QK	22	HIS	2.2
2	XB	165	VAL	2.1
14	XN	13	THR	2.1
1	QA	811	C	2.1
1	XA	948	C	2.1
3	XC	175	LEU	2.1
6	QF	10	LEU	2.1
12	QL	52	LEU	2.1
19	XS	30	LEU	2.1
9	XI	127	LYS	2.1
14	QN	4	LYS	2.1
38	RT	1	MET	2.1
52	R7	32	LYS	2.1
9	QI	51	ARG	2.1
14	QN	29	ARG	2.1
14	XN	51	GLY	2.1
15	QO	54	ARG	2.1
26	RD	176	ARG	2.1
27	RE	163	GLU	2.1
28	YF	152	GLU	2.1
31	YI	85	GLU	2.1
44	RZ	79	ARG	2.1
46	R1	52	ARG	2.1
4	XD	199	ASN	2.1
12	QL	92	ASP	2.1
24	YA	12	U	2.1
5	XE	51	VAL	2.1
40	RV	79	VAL	2.1
18	XR	82	THR	2.1
1	QA	781	A	2.1
1	QA	1360	A	2.1
7	XG	120	ILE	2.1

Continued on next page...

Continued from previous page...

Mol	Chain	Res	Type	RSRZ
9	QI	36	TYR	2.1
9	QI	62	TYR	2.1
9	XI	125	TYR	2.1
13	QM	87	TYR	2.1
24	RA	1116	A	2.1
24	YA	2451	A	2.1
3	QC	101	LEU	2.1
4	XD	58	LEU	2.1
17	XQ	100	LYS	2.1
1	XA	800	G	2.1
2	XB	96	ARG	2.1
7	XG	13	GLN	2.1
7	XG	73	MET	2.1
11	QK	104	GLN	2.1
15	XO	65	ARG	2.1
24	RA	1133	G	2.1
34	YP	140	ALA	2.1
46	Y1	26	ARG	2.1
3	XC	9	GLY	2.1
1	QA	962	C	2.1
1	QA	1335	C	2.1
1	XA	135	C	2.1
1	XA	970	C	2.1
10	QJ	53	PRO	2.1
19	XS	82	GLY	2.1
26	RD	56	GLY	2.1
31	YI	119	PRO	2.1
46	R1	8	SER	2.1
22	QV	70	C	2.1
24	RA	275	C	2.1
24	RA	2205	C	2.1
24	YA	2159	C	2.1
16	XP	9	PHE	2.1
9	XI	54	ASP	2.1
29	RG	100	TRP	2.1
1	QA	1510	U	2.1
3	XC	42	LEU	2.1
3	XC	95	THR	2.1
7	QG	29	LYS	2.1
14	XN	53	LEU	2.1
20	QT	100	ILE	2.1
37	RS	11	LYS	2.1

Continued on next page...

Continued from previous page...

Mol	Chain	Res	Type	RSRZ
12	XL	15	ARG	2.1
17	QQ	38	ARG	2.1
18	QR	55	ARG	2.1
45	R0	53	MET	2.1
10	XJ	26	ALA	2.1
13	XM	24	GLY	2.1
24	RA	202	A	2.1
24	RA	679	A	2.1
24	RA	2191	A	2.1
30	RH	126	PRO	2.1
31	RI	16	GLY	2.1
41	YW	78	GLU	2.1
46	Y1	22	GLY	2.1
9	QI	126	SER	2.1
39	RU	31	SER	2.1
49	Y4	59	PHE	2.1
5	XE	127	ASN	2.1
1	XA	1187	G	2.1
1	XA	1371	G	2.1
19	QS	41	VAL	2.1
22	XV	45	G	2.1
24	RA	698	G	2.1
1	QA	824	C	2.1
1	QA	940	C	2.1
14	XN	61	TRP	2.1
3	XC	14	ILE	2.1
10	QJ	38	ILE	2.1
10	QJ	75	ILE	2.1
32	RN	130	HIS	2.1
10	XJ	45	ARG	2.1
7	QG	18	TYR	2.1
14	QN	22	THR	2.1
31	RI	89	TYR	2.1
49	R4	24	THR	2.1
2	XB	123	ALA	2.1
3	XC	133	ALA	2.1
12	QL	30	ALA	2.1
1	QA	1450	U	2.1
1	XA	5	U	2.1
12	XL	9	GLN	2.1
22	XV	4	U	2.1
24	RA	272	U	2.1

Continued on next page...

Continued from previous page...

Mol	Chain	Res	Type	RSRZ
4	XD	69	GLY	2.1
10	XJ	37	PRO	2.1
12	XL	31	PRO	2.1
14	QN	14	PRO	2.1
17	QQ	49	GLU	2.1
29	RG	23	PHE	2.1
29	YG	137	GLU	2.1
30	RH	32	GLU	2.1
37	RS	12	PHE	2.1
38	YT	133	GLU	2.1
48	R3	57	GLU	2.1
14	XN	25	VAL	2.1
7	XG	63	LYS	2.1
8	QH	15	ASN	2.1
24	YA	1701	A	2.1
31	YI	141	LYS	2.1
53	R8	59	LYS	2.1
6	QF	48	LEU	2.1
7	QG	27	ILE	2.1
14	QN	61	TRP	2.1
19	QS	62	ILE	2.1
29	YG	152	LEU	2.1
37	RS	20	ARG	2.1
48	R3	3	ARG	2.1
47	R2	52	ASP	2.1
49	R4	25	TYR	2.1
1	XA	328	C	2.1
22	QV	75	C	2.1
24	RA	931	C	2.1
24	YA	2167	C	2.1
1	QA	1334	G	2.1
1	QA	1368	G	2.1
1	XA	926	G	2.1
1	XA	1361	G	2.1
22	XV	43	G	2.1
24	RA	2142	G	2.1
29	RG	73	ALA	2.1
5	QE	154	GLY	2.1
20	QT	45	GLN	2.1
21	XU	16	GLY	2.1
40	RV	101	GLY	2.1
9	QI	90	PRO	2.1

Continued on next page...

Continued from previous page...

Mol	Chain	Res	Type	RSRZ
13	XM	61	GLU	2.1
15	QO	83	GLU	2.1
28	YF	161	GLU	2.1
29	RG	13	GLU	2.1
29	YG	164	GLU	2.1
38	RT	11	GLU	2.1
1	XA	1348	U	2.0
13	QM	7	VAL	2.0
14	XN	58	LYS	2.0
24	RA	174	U	2.0
24	RA	2121	U	2.0
24	RA	2189	U	2.0
24	YA	1003	U	2.0
46	R1	69	LYS	2.0
9	QI	107	ARG	2.0
13	QM	34	LEU	2.0
19	XS	81	ARG	2.0
29	RG	135	LEU	2.0
37	RS	35	ILE	2.0
45	R0	50	ASN	2.0
47	Y2	44	LEU	2.0
24	RA	2136	A	2.0
24	YA	1141	A	2.0
26	RD	27	THR	2.0
31	YI	14	ASP	2.0
54	Y9	12	ASP	2.0
3	QC	155	GLY	2.0
5	XE	22	GLY	2.0
32	RN	69	GLN	2.0
36	RR	46	GLY	2.0
39	YU	7	GLY	2.0
10	QJ	77	PRO	2.0
13	QM	10	PRO	2.0
19	QS	76	PRO	2.0
30	RH	168	PRO	2.0
44	RZ	83	PRO	2.0
4	QD	81	GLU	2.0
5	QE	50	GLU	2.0
5	QE	81	GLU	2.0
13	QM	8	GLU	2.0
18	QR	88	LYS	2.0
50	Y5	59	GLU	2.0

Continued on next page...

Continued from previous page...

Mol	Chain	Res	Type	RSRZ
2	XB	7	VAL	2.0
9	XI	17	VAL	2.0
9	XI	44	VAL	2.0
24	RA	482	C	2.0
24	RA	2814	C	2.0
49	R4	56	VAL	2.0
1	QA	108	G	2.0
1	XA	1530	G	2.0
20	XT	8	ARG	2.0
24	RA	1071	G	2.0
24	RA	2182	G	2.0
24	RA	2212	G	2.0
28	RF	44	ARG	2.0
51	R6	50	ARG	2.0
3	QC	49	SER	2.0
3	XC	134	ILE	2.0
32	RN	71	ILE	2.0
1	QA	1528	U	2.0
1	XA	952	U	2.0
24	RA	2230	U	2.0
24	YA	1220	U	2.0
3	QC	165	THR	2.0
9	QI	103	THR	2.0
11	XK	28	THR	2.0
14	XN	48	ALA	2.0
13	XM	119	GLY	2.0
15	QO	89	GLY	2.0
26	YD	15	PHE	2.0
2	QB	133	LYS	2.0
34	YP	68	GLN	2.0
52	R7	37	LYS	2.0
1	QA	411	A	2.0
1	XA	1346	A	2.0
7	XG	9	VAL	2.0
9	QI	35	GLU	2.0
10	XJ	44	VAL	2.0
10	XJ	72	VAL	2.0
19	XS	43	GLU	2.0
24	YA	2141	A	2.0
24	YA	2323	A	2.0
33	YO	98	VAL	2.0
37	RS	28	VAL	2.0

Continued on next page...

Continued from previous page...

Mol	Chain	Res	Type	RSRZ
46	R1	89	GLU	2.0
17	QQ	68	ARG	2.0
30	RH	88	LEU	2.0
2	XB	222	ILE	2.0
4	XD	70	ILE	2.0
9	XI	74	ILE	2.0
1	QA	1028(C)	C	2.0
1	XA	1244	C	2.0
24	YA	2125	C	2.0

6.2 Non-standard residues in protein, DNA, RNA chains (i)

In the following table, the Atoms column lists the number of modelled atoms in the group and the number defined in the chemical component dictionary. The B-factors column lists the minimum, median, 95th percentile and maximum values of B factors of atoms in the group. The column labelled 'Q< 0.9' lists the number of atoms with occupancy less than 0.9.

Mol	Type	Chain	Res	Atoms	RSCC	RSR	B-factors(Å^2)	Q<0.9
22	1MG	XV	37	24/25	0.53	0.25	287,291,295,297	0
22	1MG	QV	37	24/25	0.69	0.12	165,170,181,185	0

6.3 Carbohydrates (i)

There are no oligosaccharides in this entry.

6.4 Ligands (i)

In the following table, the Atoms column lists the number of modelled atoms in the group and the number defined in the chemical component dictionary. The B-factors column lists the minimum, median, 95th percentile and maximum values of B factors of atoms in the group. The column labelled 'Q< 0.9' lists the number of atoms with occupancy less than 0.9.

Mol	Type	Chain	Res	Atoms	RSCC	RSR	B-factors(Å^2)	Q<0.9
55	MG	RA	3260	1/1	0.38	0.37	128,128,128,128	0
55	MG	YA	3449	1/1	0.43	0.20	85,85,85,85	0
55	MG	RA	3343	1/1	0.51	0.23	83,83,83,83	0
55	MG	RA	3257	1/1	0.52	0.45	93,93,93,93	0
55	MG	YA	3210	1/1	0.54	0.31	57,57,57,57	0
55	MG	XA	1620	1/1	0.55	0.11	85,85,85,85	0
55	MG	RA	3205	1/1	0.56	0.04	8,8,8,8	0

Continued on next page...

Continued from previous page...

Mol	Type	Chain	Res	Atoms	RSCC	RSR	B-factors(Å^2)	Q<0.9
55	MG	YA	3028	1/1	0.56	0.11	10,10,10,10	0
55	MG	XA	1640	1/1	0.58	0.17	66,66,66,66	0
55	MG	RA	3297	1/1	0.58	0.25	79,79,79,79	0
55	MG	XM	202	1/1	0.59	0.14	75,75,75,75	0
55	MG	RA	3412	1/1	0.60	0.18	62,62,62,62	0
55	MG	RB	206	1/1	0.62	0.22	77,77,77,77	0
55	MG	RA	3265	1/1	0.64	0.27	83,83,83,83	0
55	MG	QA	1616	1/1	0.66	0.14	75,75,75,75	0
55	MG	YD	301	1/1	0.66	0.23	72,72,72,72	0
55	MG	YA	3326	1/1	0.67	0.33	62,62,62,62	0
55	MG	YA	3144	1/1	0.67	0.48	63,63,63,63	0
55	MG	YA	3270	1/1	0.67	0.17	66,66,66,66	0
55	MG	RA	3136	1/1	0.68	0.24	70,70,70,70	0
55	MG	YA	3468	1/1	0.68	0.16	68,68,68,68	0
55	MG	RA	3143	1/1	0.68	0.15	76,76,76,76	0
55	MG	YA	3322	1/1	0.69	0.23	67,67,67,67	0
55	MG	RA	3346	1/1	0.69	0.33	71,71,71,71	0
55	MG	YA	3424	1/1	0.69	0.30	63,63,63,63	0
55	MG	XA	1645	1/1	0.69	0.11	70,70,70,70	0
55	MG	XM	201	1/1	0.69	0.24	77,77,77,77	0
55	MG	RA	3195	1/1	0.69	0.26	76,76,76,76	0
55	MG	XA	1610	1/1	0.70	0.11	67,67,67,67	0
55	MG	RA	3375	1/1	0.70	0.29	72,72,72,72	0
55	MG	RA	3147	1/1	0.70	0.11	64,64,64,64	0
55	MG	YA	3201	1/1	0.70	0.38	80,80,80,80	0
55	MG	RA	3437	1/1	0.70	0.18	32,32,32,32	0
55	MG	RA	3221	1/1	0.70	0.34	63,63,63,63	0
55	MG	RA	3330	1/1	0.71	0.13	70,70,70,70	0
55	MG	RA	3382	1/1	0.71	0.23	59,59,59,59	0
55	MG	RA	3258	1/1	0.71	0.40	69,69,69,69	0
55	MG	QA	1651	1/1	0.71	0.13	58,58,58,58	0
55	MG	YA	3118	1/1	0.71	0.11	42,42,42,42	0
55	MG	QA	1653	1/1	0.72	0.12	58,58,58,58	0
55	MG	YA	3290	1/1	0.72	0.23	65,65,65,65	0
55	MG	RA	3350	1/1	0.72	0.18	81,81,81,81	0
55	MG	YB	202	1/1	0.72	0.10	46,46,46,46	0
55	MG	RA	3318	1/1	0.72	0.20	84,84,84,84	0
55	MG	YA	3180	1/1	0.73	0.24	60,60,60,60	0
55	MG	YA	3379	1/1	0.73	0.16	57,57,57,57	0
55	MG	RA	3272	1/1	0.73	0.12	59,59,59,59	0
55	MG	RA	3171	1/1	0.73	0.15	60,60,60,60	0
55	MG	RA	3233	1/1	0.73	0.20	70,70,70,70	0

Continued on next page...

Continued from previous page...

Mol	Type	Chain	Res	Atoms	RSCC	RSR	B-factors(Å^2)	Q<0.9
55	MG	RA	3175	1/1	0.73	0.20	67,67,67,67	0
55	MG	XA	1653	1/1	0.73	0.10	75,75,75,75	0
55	MG	YA	3353	1/1	0.74	0.21	50,50,50,50	0
55	MG	YA	3378	1/1	0.74	0.14	42,42,42,42	0
55	MG	RA	3170	1/1	0.74	0.16	73,73,73,73	0
55	MG	YA	3275	1/1	0.74	0.32	79,79,79,79	0
55	MG	YA	3429	1/1	0.74	0.14	62,62,62,62	0
55	MG	RA	3045	1/1	0.74	0.37	60,60,60,60	0
55	MG	YA	3301	1/1	0.74	0.16	54,54,54,54	0
55	MG	RA	3365	1/1	0.74	0.27	80,80,80,80	0
55	MG	YA	3234	1/1	0.74	0.15	66,66,66,66	0
55	MG	YA	3406	1/1	0.75	0.49	84,84,84,84	0
55	MG	RA	3396	1/1	0.75	0.18	63,63,63,63	0
55	MG	YA	3021	1/1	0.75	0.08	9,9,9,9	0
55	MG	QA	1658	1/1	0.75	0.07	92,92,92,92	0
55	MG	RA	3268	1/1	0.75	0.13	52,52,52,52	0
55	MG	QA	1638	1/1	0.75	0.13	85,85,85,85	0
55	MG	QA	1657	1/1	0.75	0.10	44,44,44,44	0
55	MG	YA	3373	1/1	0.76	0.14	52,52,52,52	0
55	MG	RA	3223	1/1	0.76	0.13	44,44,44,44	0
55	MG	YA	3154	1/1	0.76	0.24	49,49,49,49	0
55	MG	RA	3414	1/1	0.76	0.13	71,71,71,71	0
55	MG	QA	1636	1/1	0.76	0.15	62,62,62,62	0
55	MG	XA	1666	1/1	0.76	0.10	74,74,74,74	0
55	MG	XA	1667	1/1	0.76	0.14	76,76,76,76	0
55	MG	YA	3457	1/1	0.76	0.26	87,87,87,87	0
55	MG	YA	3260	1/1	0.76	0.12	67,67,67,67	0
55	MG	YA	3368	1/1	0.76	0.15	57,57,57,57	0
55	MG	YA	3371	1/1	0.76	0.25	51,51,51,51	0
55	MG	RA	3090	1/1	0.77	0.16	40,40,40,40	0
55	MG	RA	3008	1/1	0.77	0.24	58,58,58,58	0
55	MG	RA	3161	1/1	0.77	0.11	43,43,43,43	0
55	MG	RA	3400	1/1	0.77	0.14	63,63,63,63	0
55	MG	RA	3410	1/1	0.77	0.16	80,80,80,80	0
55	MG	YA	3177	1/1	0.77	0.20	59,59,59,59	0
55	MG	YA	3510	1/1	0.77	0.13	29,29,29,29	0
55	MG	RA	3366	1/1	0.77	0.11	47,47,47,47	0
55	MG	YA	3194	1/1	0.77	0.13	46,46,46,46	0
55	MG	RA	3323	1/1	0.78	0.11	65,65,65,65	0
55	MG	RA	3237	1/1	0.78	0.13	52,52,52,52	0
55	MG	RA	3251	1/1	0.78	0.26	61,61,61,61	0
55	MG	YA	3413	1/1	0.78	0.14	42,42,42,42	0

Continued on next page...

Continued from previous page...

Mol	Type	Chain	Res	Atoms	RSCC	RSR	B-factors(Å^2)	Q<0.9
55	MG	YA	3421	1/1	0.78	0.23	69,69,69,69	0
55	MG	QA	1623	1/1	0.78	0.11	50,50,50,50	0
55	MG	RA	3202	1/1	0.78	0.27	66,66,66,66	0
55	MG	YA	3015	1/1	0.78	0.14	48,48,48,48	0
55	MG	RA	3362	1/1	0.78	0.22	74,74,74,74	0
55	MG	YA	3462	1/1	0.78	0.10	46,46,46,46	0
55	MG	RA	3148	1/1	0.78	0.13	36,36,36,36	0
55	MG	YA	3227	1/1	0.78	0.13	57,57,57,57	0
55	MG	YA	3230	1/1	0.78	0.19	51,51,51,51	0
55	MG	YA	3057	1/1	0.78	0.15	19,19,19,19	0
55	MG	RQ	201	1/1	0.79	0.15	58,58,58,58	0
55	MG	RA	3103	1/1	0.79	0.10	52,52,52,52	0
55	MG	YA	3145	1/1	0.79	0.18	46,46,46,46	0
55	MG	RA	3320	1/1	0.79	0.19	58,58,58,58	0
55	MG	YA	3175	1/1	0.79	0.16	49,49,49,49	0
55	MG	RA	3385	1/1	0.79	0.18	53,53,53,53	0
55	MG	RA	3091	1/1	0.79	0.16	43,43,43,43	0
55	MG	YA	3280	1/1	0.79	0.13	66,66,66,66	0
55	MG	RA	3441	1/1	0.79	0.32	72,72,72,72	0
55	MG	RA	3348	1/1	0.79	0.09	52,52,52,52	0
55	MG	RA	3192	1/1	0.80	0.17	39,39,39,39	0
55	MG	RA	3152	1/1	0.80	0.20	61,61,61,61	0
55	MG	YA	3285	1/1	0.80	0.12	45,45,45,45	0
55	MG	RA	3226	1/1	0.80	0.29	58,58,58,58	0
55	MG	RA	3093	1/1	0.80	0.15	39,39,39,39	0
55	MG	RA	3167	1/1	0.80	0.13	70,70,70,70	0
55	MG	YA	3446	1/1	0.80	0.12	64,64,64,64	0
55	MG	YA	3212	1/1	0.80	0.14	53,53,53,53	0
55	MG	YA	3341	1/1	0.80	0.08	64,64,64,64	0
55	MG	XA	1650	1/1	0.80	0.08	92,92,92,92	0
55	MG	RA	3424	1/1	0.80	0.24	72,72,72,72	0
55	MG	RA	3269	1/1	0.80	0.20	78,78,78,78	0
55	MG	RA	3219	1/1	0.80	0.19	51,51,51,51	0
55	MG	RA	3347	1/1	0.80	0.10	63,63,63,63	0
55	MG	YA	3337	1/1	0.81	0.12	35,35,35,35	0
55	MG	RA	3006	1/1	0.81	0.10	45,45,45,45	0
55	MG	YA	3203	1/1	0.81	0.16	42,42,42,42	0
55	MG	YA	3357	1/1	0.81	0.13	50,50,50,50	0
55	MG	RA	3357	1/1	0.81	0.20	43,43,43,43	0
55	MG	RA	3439	1/1	0.81	0.07	36,36,36,36	0
55	MG	RA	3271	1/1	0.81	0.15	49,49,49,49	0
55	MG	RA	3227	1/1	0.81	0.18	70,70,70,70	0

Continued on next page...

Continued from previous page...

Mol	Type	Chain	Res	Atoms	RSCC	RSR	B-factors(Å^2)	Q<0.9
55	MG	YA	3233	1/1	0.81	0.19	48,48,48,48	0
55	MG	YA	3386	1/1	0.81	0.14	42,42,42,42	0
55	MG	RA	3231	1/1	0.81	0.22	36,36,36,36	0
55	MG	QA	1618	1/1	0.81	0.10	47,47,47,47	0
55	MG	RA	3194	1/1	0.81	0.14	66,66,66,66	0
55	MG	QA	1626	1/1	0.81	0.10	57,57,57,57	0
55	MG	RA	3107	1/1	0.81	0.21	63,63,63,63	0
55	MG	YA	3433	1/1	0.81	0.21	51,51,51,51	0
55	MG	YA	3434	1/1	0.81	0.14	68,68,68,68	0
55	MG	YA	3445	1/1	0.81	0.15	46,46,46,46	0
55	MG	YA	3281	1/1	0.81	0.10	35,35,35,35	0
55	MG	YA	3161	1/1	0.81	0.21	58,58,58,58	0
55	MG	RA	3164	1/1	0.81	0.14	63,63,63,63	0
55	MG	RA	3061	1/1	0.81	0.23	45,45,45,45	0
55	MG	YA	3316	1/1	0.81	0.25	71,71,71,71	0
55	MG	RA	3141	1/1	0.81	0.10	58,58,58,58	0
55	MG	QA	1632	1/1	0.81	0.19	52,52,52,52	0
55	MG	YA	3327	1/1	0.81	0.12	53,53,53,53	0
55	MG	Y1	101	1/1	0.81	0.22	46,46,46,46	0
55	MG	YA	3289	1/1	0.82	0.12	36,36,36,36	0
55	MG	RA	3196	1/1	0.82	0.35	72,72,72,72	0
55	MG	YA	3058	1/1	0.82	0.20	34,34,34,34	0
55	MG	XA	1663	1/1	0.82	0.12	64,64,64,64	0
55	MG	YA	3220	1/1	0.82	0.11	27,27,27,27	0
55	MG	YA	3133	1/1	0.82	0.14	26,26,26,26	0
55	MG	RA	3298	1/1	0.82	0.18	45,45,45,45	0
55	MG	RA	3300	1/1	0.82	0.09	62,62,62,62	0
55	MG	RA	3301	1/1	0.82	0.15	57,57,57,57	0
55	MG	YA	3239	1/1	0.82	0.37	67,67,67,67	0
55	MG	QA	1615	1/1	0.82	0.11	69,69,69,69	0
55	MG	YA	3359	1/1	0.82	0.14	57,57,57,57	0
55	MG	YA	3363	1/1	0.82	0.09	55,55,55,55	0
55	MG	YA	3002	1/1	0.82	0.06	33,33,33,33	0
55	MG	YA	3492	1/1	0.82	0.23	49,49,49,49	0
55	MG	YA	3009	1/1	0.82	0.22	52,52,52,52	0
55	MG	RA	3430	1/1	0.82	0.17	69,69,69,69	0
55	MG	YB	207	1/1	0.82	0.06	48,48,48,48	0
55	MG	RA	3239	1/1	0.82	0.13	57,57,57,57	0
55	MG	RA	3174	1/1	0.82	0.12	36,36,36,36	0
55	MG	RA	3166	1/1	0.83	0.20	58,58,58,58	0
55	MG	YA	3004	1/1	0.83	0.11	35,35,35,35	0
55	MG	YA	3188	1/1	0.83	0.14	34,34,34,34	0

Continued on next page...

Continued from previous page...

Mol	Type	Chain	Res	Atoms	RSCC	RSR	B-factors(Å^2)	Q<0.9
55	MG	YA	3384	1/1	0.83	0.14	36,36,36,36	0
55	MG	RA	3064	1/1	0.83	0.13	41,41,41,41	0
55	MG	RA	3228	1/1	0.83	0.13	49,49,49,49	0
55	MG	YA	3292	1/1	0.83	0.17	48,48,48,48	0
55	MG	YA	3417	1/1	0.83	0.10	43,43,43,43	0
55	MG	YA	3017	1/1	0.83	0.20	52,52,52,52	0
55	MG	YA	3310	1/1	0.83	0.35	84,84,84,84	0
55	MG	RA	3207	1/1	0.83	0.14	59,59,59,59	0
55	MG	XA	1643	1/1	0.83	0.11	59,59,59,59	0
55	MG	RA	3232	1/1	0.83	0.21	53,53,53,53	0
55	MG	YA	3224	1/1	0.83	0.11	32,32,32,32	0
55	MG	QA	1640	1/1	0.83	0.14	59,59,59,59	0
55	MG	QA	1659	1/1	0.83	0.11	42,42,42,42	0
55	MG	YA	3345	1/1	0.83	0.27	59,59,59,59	0
55	MG	YA	3350	1/1	0.83	0.18	54,54,54,54	0
55	MG	YA	3352	1/1	0.83	0.08	45,45,45,45	0
55	MG	YA	3476	1/1	0.83	0.09	59,59,59,59	0
55	MG	XA	1654	1/1	0.83	0.19	63,63,63,63	0
55	MG	RA	3436	1/1	0.83	0.28	66,66,66,66	0
55	MG	RA	3372	1/1	0.83	0.20	63,63,63,63	0
55	MG	RA	3117	1/1	0.83	0.08	61,61,61,61	0
55	MG	RA	3245	1/1	0.83	0.24	57,57,57,57	0
55	MG	RA	3273	1/1	0.83	0.20	53,53,53,53	0
55	MG	RA	3247	1/1	0.84	0.17	45,45,45,45	0
55	MG	YA	3283	1/1	0.84	0.16	38,38,38,38	0
55	MG	YA	3181	1/1	0.84	0.14	45,45,45,45	0
55	MG	YA	3183	1/1	0.84	0.15	51,51,51,51	0
55	MG	YA	3398	1/1	0.84	0.21	66,66,66,66	0
55	MG	RA	3307	1/1	0.84	0.19	41,41,41,41	0
55	MG	RA	3316	1/1	0.84	0.18	58,58,58,58	0
55	MG	YA	3034	1/1	0.84	0.16	31,31,31,31	0
55	MG	YA	3306	1/1	0.84	0.29	61,61,61,61	0
55	MG	RA	3392	1/1	0.84	0.13	51,51,51,51	0
55	MG	RA	3156	1/1	0.84	0.18	60,60,60,60	0
55	MG	RA	3442	1/1	0.84	0.12	32,32,32,32	0
55	MG	YA	3120	1/1	0.84	0.16	36,36,36,36	0
55	MG	YA	3435	1/1	0.84	0.09	28,28,28,28	0
55	MG	YA	3440	1/1	0.84	0.18	63,63,63,63	0
55	MG	RA	3319	1/1	0.84	0.10	56,56,56,56	0
55	MG	RA	3287	1/1	0.84	0.10	55,55,55,55	0
55	MG	RA	3253	1/1	0.84	0.17	50,50,50,50	0
55	MG	XA	1613	1/1	0.84	0.12	61,61,61,61	0

Continued on next page...

Continued from previous page...

Mol	Type	Chain	Res	Atoms	RSCC	RSR	B-factors(Å^2)	Q<0.9
55	MG	YA	3159	1/1	0.84	0.17	43,43,43,43	0
55	MG	YA	3238	1/1	0.84	0.26	57,57,57,57	0
55	MG	RA	3413	1/1	0.84	0.21	69,69,69,69	0
55	MG	YA	3246	1/1	0.84	0.20	39,39,39,39	0
55	MG	YA	3254	1/1	0.84	0.20	41,41,41,41	0
55	MG	YA	3166	1/1	0.84	0.12	40,40,40,40	0
55	MG	YA	3170	1/1	0.84	0.19	48,48,48,48	0
55	MG	RA	3177	1/1	0.84	0.10	41,41,41,41	0
55	MG	QA	1648	1/1	0.84	0.12	70,70,70,70	0
55	MG	RA	3280	1/1	0.85	0.20	52,52,52,52	0
55	MG	RA	3082	1/1	0.85	0.17	33,33,33,33	0
55	MG	RA	3250	1/1	0.85	0.18	59,59,59,59	0
55	MG	XA	1670	1/1	0.85	0.10	60,60,60,60	0
55	MG	RA	3087	1/1	0.85	0.22	35,35,35,35	0
55	MG	YA	3392	1/1	0.85	0.10	27,27,27,27	0
55	MG	RA	3354	1/1	0.85	0.08	62,62,62,62	0
55	MG	RA	3112	1/1	0.85	0.12	36,36,36,36	0
55	MG	RA	3359	1/1	0.85	0.16	66,66,66,66	0
55	MG	RA	3113	1/1	0.85	0.32	42,42,42,42	0
55	MG	RA	3230	1/1	0.85	0.16	48,48,48,48	0
55	MG	RA	3309	1/1	0.85	0.15	57,57,57,57	0
55	MG	RA	3314	1/1	0.85	0.12	46,46,46,46	0
55	MG	RA	3203	1/1	0.85	0.15	62,62,62,62	0
55	MG	YA	3216	1/1	0.85	0.12	30,30,30,30	0
55	MG	RA	3378	1/1	0.85	0.13	49,49,49,49	0
55	MG	YA	3336	1/1	0.85	0.35	65,65,65,65	0
55	MG	YA	3442	1/1	0.85	0.08	59,59,59,59	0
55	MG	XA	1611	1/1	0.85	0.18	56,56,56,56	0
55	MG	RA	3049	1/1	0.85	0.11	46,46,46,46	0
55	MG	YA	3447	1/1	0.85	0.32	104,104,104,104	0
55	MG	YA	3343	1/1	0.85	0.10	45,45,45,45	0
55	MG	YA	3080	1/1	0.85	0.11	37,37,37,37	0
55	MG	YA	3459	1/1	0.85	0.17	49,49,49,49	0
55	MG	QA	1602	1/1	0.85	0.14	30,30,30,30	0
55	MG	YA	3463	1/1	0.85	0.25	70,70,70,70	0
55	MG	RA	3210	1/1	0.85	0.17	32,32,32,32	0
55	MG	RA	3394	1/1	0.85	0.12	45,45,45,45	0
55	MG	QA	1612	1/1	0.85	0.07	44,44,44,44	0
55	MG	XA	1646	1/1	0.85	0.12	57,57,57,57	0
55	MG	YA	3360	1/1	0.85	0.14	53,53,53,53	0
55	MG	RA	3242	1/1	0.85	0.11	30,30,30,30	0
55	MG	RA	3403	1/1	0.85	0.10	55,55,55,55	0

Continued on next page...

Continued from previous page...

Mol	Type	Chain	Res	Atoms	RSCC	RSR	B-factors(Å^2)	Q<0.9
55	MG	YQ	203	1/1	0.85	0.12	55,55,55,55	0
55	MG	Y0	102	1/1	0.85	0.12	42,42,42,42	0
55	MG	RA	3165	1/1	0.85	0.20	55,55,55,55	0
55	MG	RA	3364	1/1	0.86	0.09	56,56,56,56	0
55	MG	YA	3396	1/1	0.86	0.10	42,42,42,42	0
55	MG	RA	3102	1/1	0.86	0.21	44,44,44,44	0
55	MG	YA	3018	1/1	0.86	0.24	49,49,49,49	0
55	MG	RA	3340	1/1	0.86	0.16	39,39,39,39	0
55	MG	RA	3302	1/1	0.86	0.19	53,53,53,53	0
55	MG	YA	3420	1/1	0.86	0.08	48,48,48,48	0
55	MG	RA	3159	1/1	0.86	0.20	69,69,69,69	0
55	MG	YA	3423	1/1	0.86	0.05	46,46,46,46	0
55	MG	RA	3160	1/1	0.86	0.09	29,29,29,29	0
55	MG	RA	3281	1/1	0.86	0.09	58,58,58,58	0
55	MG	RA	3191	1/1	0.86	0.12	45,45,45,45	0
55	MG	YA	3081	1/1	0.86	0.13	41,41,41,41	0
55	MG	YA	3103	1/1	0.86	0.23	47,47,47,47	0
55	MG	XA	1655	1/1	0.86	0.07	46,46,46,46	0
55	MG	XA	1661	1/1	0.86	0.09	46,46,46,46	0
55	MG	YA	3228	1/1	0.86	0.18	56,56,56,56	0
55	MG	RA	3387	1/1	0.86	0.09	44,44,44,44	0
55	MG	YA	3137	1/1	0.86	0.11	33,33,33,33	0
55	MG	RA	3390	1/1	0.86	0.18	50,50,50,50	0
55	MG	YA	3450	1/1	0.86	0.07	52,52,52,52	0
55	MG	YA	3454	1/1	0.86	0.10	28,28,28,28	0
55	MG	RA	3295	1/1	0.86	0.15	39,39,39,39	0
55	MG	RA	3074	1/1	0.86	0.23	41,41,41,41	0
55	MG	YA	3156	1/1	0.86	0.13	30,30,30,30	0
55	MG	XA	1673	1/1	0.86	0.13	44,44,44,44	0
55	MG	YA	3464	1/1	0.86	0.08	49,49,49,49	0
55	MG	RA	3236	1/1	0.86	0.12	61,61,61,61	0
55	MG	YA	3267	1/1	0.86	0.15	47,47,47,47	0
55	MG	YA	3369	1/1	0.86	0.33	77,77,77,77	0
55	MG	RR	201	1/1	0.86	0.10	22,22,22,22	0
55	MG	RA	3397	1/1	0.86	0.11	56,56,56,56	0
55	MG	YA	3172	1/1	0.86	0.12	20,20,20,20	0
55	MG	RA	3360	1/1	0.86	0.07	40,40,40,40	0
55	MG	YE	304	1/1	0.86	0.13	60,60,60,60	0
55	MG	YA	3381	1/1	0.86	0.15	40,40,40,40	0
55	MG	Y0	101	1/1	0.86	0.12	34,34,34,34	0
55	MG	QA	1643	1/1	0.86	0.17	57,57,57,57	0
55	MG	YA	3178	1/1	0.86	0.17	36,36,36,36	0

Continued on next page...

Continued from previous page...

Mol	Type	Chain	Res	Atoms	RSCC	RSR	B-factors(Å^2)	Q<0.9
55	MG	YA	3320	1/1	0.87	0.13	50,50,50,50	0
55	MG	RA	3438	1/1	0.87	0.13	46,46,46,46	0
55	MG	QA	1647	1/1	0.87	0.11	64,64,64,64	0
55	MG	RA	3218	1/1	0.87	0.36	55,55,55,55	0
55	MG	YA	3150	1/1	0.87	0.15	31,31,31,31	0
55	MG	YA	3151	1/1	0.87	0.15	45,45,45,45	0
55	MG	YA	3430	1/1	0.87	0.19	57,57,57,57	0
55	MG	YA	3152	1/1	0.87	0.07	21,21,21,21	0
55	MG	YA	3010	1/1	0.87	0.20	76,76,76,76	0
55	MG	YA	3011	1/1	0.87	0.15	47,47,47,47	0
55	MG	YA	3439	1/1	0.87	0.20	39,39,39,39	0
55	MG	YA	3347	1/1	0.87	0.08	31,31,31,31	0
55	MG	YA	3012	1/1	0.87	0.20	21,21,21,21	0
55	MG	RA	3379	1/1	0.87	0.09	46,46,46,46	0
55	MG	RA	3305	1/1	0.87	0.15	54,54,54,54	0
55	MG	YA	3355	1/1	0.87	0.21	45,45,45,45	0
55	MG	RA	3198	1/1	0.87	0.15	42,42,42,42	0
55	MG	RA	3162	1/1	0.87	0.10	44,44,44,44	0
55	MG	RT	201	1/1	0.87	0.07	75,75,75,75	0
55	MG	YA	3456	1/1	0.87	0.14	52,52,52,52	0
55	MG	YA	3269	1/1	0.87	0.14	14,14,14,14	0
55	MG	YA	3458	1/1	0.87	0.12	66,66,66,66	0
55	MG	RA	3158	1/1	0.87	0.12	40,40,40,40	0
55	MG	XA	1665	1/1	0.87	0.12	57,57,57,57	0
55	MG	RA	3031	1/1	0.87	0.22	49,49,49,49	0
55	MG	RA	3393	1/1	0.87	0.16	60,60,60,60	0
55	MG	YA	3466	1/1	0.87	0.15	46,46,46,46	0
55	MG	RA	3133	1/1	0.87	0.13	27,27,27,27	0
55	MG	YA	3471	1/1	0.87	0.21	53,53,53,53	0
55	MG	XA	1622	1/1	0.87	0.08	55,55,55,55	0
55	MG	YA	3489	1/1	0.87	0.07	40,40,40,40	0
55	MG	XA	1631	1/1	0.87	0.10	62,62,62,62	0
55	MG	RA	3256	1/1	0.87	0.14	38,38,38,38	0
55	MG	YA	3128	1/1	0.87	0.20	28,28,28,28	0
55	MG	YA	3206	1/1	0.87	0.09	31,31,31,31	0
55	MG	YA	3132	1/1	0.87	0.18	31,31,31,31	0
55	MG	YA	3309	1/1	0.87	0.17	47,47,47,47	0
55	MG	YQ	201	1/1	0.87	0.16	48,48,48,48	0
55	MG	YA	3001	1/1	0.87	0.29	46,46,46,46	0
55	MG	YA	3408	1/1	0.87	0.16	53,53,53,53	0
55	MG	YA	3411	1/1	0.87	0.10	9,9,9,9	0
55	MG	YA	3213	1/1	0.87	0.12	29,29,29,29	0

Continued on next page...

Continued from previous page...

Mol	Type	Chain	Res	Atoms	RSCC	RSR	B-factors(Å^2)	Q<0.9
55	MG	YA	3149	1/1	0.88	0.15	56,56,56,56	0
55	MG	YA	3333	1/1	0.88	0.17	45,45,45,45	0
55	MG	QA	1622	1/1	0.88	0.19	55,55,55,55	0
55	MG	RA	3313	1/1	0.88	0.15	50,50,50,50	0
55	MG	RA	3381	1/1	0.88	0.16	38,38,38,38	0
55	MG	YA	3432	1/1	0.88	0.18	46,46,46,46	0
55	MG	YA	3342	1/1	0.88	0.18	79,79,79,79	0
55	MG	RA	3423	1/1	0.88	0.22	52,52,52,52	0
55	MG	RA	3292	1/1	0.88	0.13	41,41,41,41	0
55	MG	RA	3243	1/1	0.88	0.12	22,22,22,22	0
55	MG	RA	3131	1/1	0.88	0.20	56,56,56,56	0
55	MG	RA	3075	1/1	0.88	0.11	39,39,39,39	0
55	MG	YA	3168	1/1	0.88	0.21	42,42,42,42	0
55	MG	YA	3354	1/1	0.88	0.11	27,27,27,27	0
55	MG	QA	1624	1/1	0.88	0.10	80,80,80,80	0
55	MG	YA	3448	1/1	0.88	0.16	54,54,54,54	0
55	MG	YA	3257	1/1	0.88	0.29	54,54,54,54	0
55	MG	RA	3274	1/1	0.88	0.20	35,35,35,35	0
55	MG	YA	3451	1/1	0.88	0.16	59,59,59,59	0
55	MG	RA	3363	1/1	0.88	0.14	57,57,57,57	0
55	MG	YA	3361	1/1	0.88	0.26	63,63,63,63	0
55	MG	RA	3325	1/1	0.88	0.13	42,42,42,42	0
55	MG	RA	3444	1/1	0.88	0.14	45,45,45,45	0
55	MG	YA	3179	1/1	0.88	0.13	30,30,30,30	0
55	MG	YA	3070	1/1	0.88	0.17	27,27,27,27	0
55	MG	RB	202	1/1	0.88	0.08	41,41,41,41	0
55	MG	RA	3263	1/1	0.88	0.21	45,45,45,45	0
55	MG	YA	3184	1/1	0.88	0.14	35,35,35,35	0
55	MG	RE	301	1/1	0.88	0.10	56,56,56,56	0
55	MG	RA	3399	1/1	0.88	0.19	43,43,43,43	0
55	MG	RA	3140	1/1	0.88	0.16	48,48,48,48	0
55	MG	YA	3390	1/1	0.88	0.08	29,29,29,29	0
55	MG	XA	1671	1/1	0.88	0.16	35,35,35,35	0
55	MG	RA	3306	1/1	0.88	0.10	60,60,60,60	0
55	MG	R0	101	1/1	0.88	0.26	58,58,58,58	0
55	MG	YA	3405	1/1	0.88	0.16	31,31,31,31	0
55	MG	R8	101	1/1	0.88	0.16	40,40,40,40	0
55	MG	RA	3405	1/1	0.88	0.12	39,39,39,39	0
55	MG	YA	3319	1/1	0.88	0.19	59,59,59,59	0
55	MG	YA	3412	1/1	0.88	0.09	67,67,67,67	0
55	MG	YA	3214	1/1	0.88	0.07	45,45,45,45	0
55	MG	RA	3282	1/1	0.88	0.21	49,49,49,49	0

Continued on next page...

Continued from previous page...

Mol	Type	Chain	Res	Atoms	RSCC	RSR	B-factors(Å^2)	Q<0.9
55	MG	YA	3218	1/1	0.88	0.10	31,31,31,31	0
55	MG	Y1	102	1/1	0.88	0.10	46,46,46,46	0
55	MG	XA	1658	1/1	0.89	0.17	37,37,37,37	0
55	MG	RA	3317	1/1	0.89	0.07	48,48,48,48	0
55	MG	YA	3418	1/1	0.89	0.17	61,61,61,61	0
55	MG	YA	3419	1/1	0.89	0.07	36,36,36,36	0
55	MG	YA	3312	1/1	0.89	0.14	44,44,44,44	0
55	MG	YA	3205	1/1	0.89	0.10	54,54,54,54	0
55	MG	RA	3361	1/1	0.89	0.17	60,60,60,60	0
55	MG	RA	3185	1/1	0.89	0.07	56,56,56,56	0
55	MG	YA	3125	1/1	0.89	0.11	27,27,27,27	0
55	MG	RA	3234	1/1	0.89	0.09	45,45,45,45	0
55	MG	YA	3431	1/1	0.89	0.13	30,30,30,30	0
55	MG	RA	3217	1/1	0.89	0.08	49,49,49,49	0
55	MG	XA	1669	1/1	0.89	0.19	49,49,49,49	0
55	MG	RA	3404	1/1	0.89	0.14	50,50,50,50	0
55	MG	RA	3149	1/1	0.89	0.07	48,48,48,48	0
55	MG	RA	3151	1/1	0.89	0.12	38,38,38,38	0
55	MG	XA	1603	1/1	0.89	0.14	58,58,58,58	0
55	MG	XA	1606	1/1	0.89	0.07	40,40,40,40	0
55	MG	YA	3443	1/1	0.89	0.17	44,44,44,44	0
55	MG	RA	3327	1/1	0.89	0.08	37,37,37,37	0
55	MG	YA	3231	1/1	0.89	0.12	38,38,38,38	0
55	MG	RA	3373	1/1	0.89	0.16	43,43,43,43	0
55	MG	RA	3138	1/1	0.89	0.14	40,40,40,40	0
55	MG	YA	3237	1/1	0.89	0.27	40,40,40,40	0
55	MG	XA	1615	1/1	0.89	0.07	66,66,66,66	0
55	MG	XA	1619	1/1	0.89	0.14	74,74,74,74	0
55	MG	RA	3417	1/1	0.89	0.16	50,50,50,50	0
55	MG	YA	3253	1/1	0.89	0.15	49,49,49,49	0
55	MG	YA	3164	1/1	0.89	0.07	27,27,27,27	0
55	MG	RA	3335	1/1	0.89	0.09	40,40,40,40	0
55	MG	QA	1656	1/1	0.89	0.10	48,48,48,48	0
55	MG	YA	3461	1/1	0.89	0.11	52,52,52,52	0
55	MG	YA	3261	1/1	0.89	0.12	21,21,21,21	0
55	MG	RA	3004	1/1	0.89	0.15	39,39,39,39	0
55	MG	RA	3246	1/1	0.89	0.20	36,36,36,36	0
55	MG	YA	3465	1/1	0.89	0.15	50,50,50,50	0
55	MG	XA	1644	1/1	0.89	0.10	54,54,54,54	0
55	MG	YA	3374	1/1	0.89	0.12	39,39,39,39	0
55	MG	YA	3469	1/1	0.89	0.08	39,39,39,39	0
55	MG	YA	3375	1/1	0.89	0.18	45,45,45,45	0

Continued on next page...

Continued from previous page...

Mol	Type	Chain	Res	Atoms	RSCC	RSR	B-factors(Å^2)	Q<0.9
55	MG	QA	1637	1/1	0.89	0.08	77,77,77,77	0
55	MG	YA	3030	1/1	0.89	0.16	32,32,32,32	0
55	MG	YA	3490	1/1	0.89	0.18	30,30,30,30	0
55	MG	RA	3146	1/1	0.89	0.10	58,58,58,58	0
55	MG	YA	3504	1/1	0.89	0.17	39,39,39,39	0
55	MG	YA	3505	1/1	0.89	0.09	55,55,55,55	0
55	MG	YA	3509	1/1	0.89	0.14	56,56,56,56	0
55	MG	RA	3275	1/1	0.89	0.20	50,50,50,50	0
55	MG	RA	3111	1/1	0.89	0.17	32,32,32,32	0
55	MG	YA	3061	1/1	0.89	0.15	15,15,15,15	0
55	MG	YA	3066	1/1	0.89	0.14	41,41,41,41	0
55	MG	YA	3291	1/1	0.89	0.15	51,51,51,51	0
55	MG	QA	1628	1/1	0.89	0.17	46,46,46,46	0
55	MG	YA	3295	1/1	0.89	0.27	64,64,64,64	0
55	MG	YA	3300	1/1	0.89	0.22	57,57,57,57	0
55	MG	RA	3182	1/1	0.89	0.11	22,22,22,22	0
55	MG	YA	3305	1/1	0.89	0.23	55,55,55,55	0
55	MG	YA	3199	1/1	0.89	0.14	34,34,34,34	0
55	MG	YA	3324	1/1	0.90	0.09	38,38,38,38	0
55	MG	RE	305	1/1	0.90	0.12	29,29,29,29	0
55	MG	RA	3303	1/1	0.90	0.11	32,32,32,32	0
55	MG	YA	3425	1/1	0.90	0.13	33,33,33,33	0
55	MG	YA	3331	1/1	0.90	0.06	35,35,35,35	0
55	MG	RA	3333	1/1	0.90	0.21	44,44,44,44	0
55	MG	YA	3334	1/1	0.90	0.20	56,56,56,56	0
55	MG	YA	3335	1/1	0.90	0.22	62,62,62,62	0
55	MG	YA	3050	1/1	0.90	0.13	16,16,16,16	0
55	MG	QA	1664	1/1	0.90	0.21	53,53,53,53	0
55	MG	RA	3276	1/1	0.90	0.26	60,60,60,60	0
55	MG	QV	101	1/1	0.90	0.14	69,69,69,69	0
55	MG	YA	3240	1/1	0.90	0.28	45,45,45,45	0
55	MG	RA	3201	1/1	0.90	0.11	40,40,40,40	0
55	MG	YA	3248	1/1	0.90	0.17	23,23,23,23	0
55	MG	RA	3415	1/1	0.90	0.12	52,52,52,52	0
55	MG	XA	1609	1/1	0.90	0.19	42,42,42,42	0
55	MG	YA	3256	1/1	0.90	0.08	20,20,20,20	0
55	MG	RA	3310	1/1	0.90	0.12	32,32,32,32	0
55	MG	YA	3086	1/1	0.90	0.20	25,25,25,25	0
55	MG	YA	3356	1/1	0.90	0.18	51,51,51,51	0
55	MG	YA	3095	1/1	0.90	0.10	28,28,28,28	0
55	MG	RA	3421	1/1	0.90	0.28	20,20,20,20	0
55	MG	QA	1606	1/1	0.90	0.07	51,51,51,51	0

Continued on next page...

Continued from previous page...

Mol	Type	Chain	Res	Atoms	RSCC	RSR	B-factors(Å^2)	Q<0.9
55	MG	YA	3185	1/1	0.90	0.09	54,54,54,54	0
55	MG	RA	3284	1/1	0.90	0.05	42,42,42,42	0
55	MG	YA	3191	1/1	0.90	0.23	50,50,50,50	0
55	MG	YA	3193	1/1	0.90	0.14	48,48,48,48	0
55	MG	YA	3370	1/1	0.90	0.11	35,35,35,35	0
55	MG	YA	3122	1/1	0.90	0.08	22,22,22,22	0
55	MG	YA	3284	1/1	0.90	0.15	53,53,53,53	0
55	MG	YA	3195	1/1	0.90	0.20	47,47,47,47	0
55	MG	YA	3288	1/1	0.90	0.17	40,40,40,40	0
55	MG	QA	1642	1/1	0.90	0.12	73,73,73,73	0
55	MG	RA	3355	1/1	0.90	0.15	62,62,62,62	0
55	MG	RA	3124	1/1	0.90	0.19	24,24,24,24	0
55	MG	YA	3473	1/1	0.90	0.17	28,28,28,28	0
55	MG	YA	3003	1/1	0.90	0.11	35,35,35,35	0
55	MG	YA	3485	1/1	0.90	0.13	9,9,9,9	0
55	MG	YA	3135	1/1	0.90	0.12	35,35,35,35	0
55	MG	YA	3299	1/1	0.90	0.15	46,46,46,46	0
55	MG	RA	3066	1/1	0.90	0.09	45,45,45,45	0
55	MG	YA	3394	1/1	0.90	0.07	39,39,39,39	0
55	MG	YA	3395	1/1	0.90	0.12	35,35,35,35	0
55	MG	XA	1635	1/1	0.90	0.06	54,54,54,54	0
55	MG	RA	3270	1/1	0.90	0.17	56,56,56,56	0
55	MG	RA	3072	1/1	0.90	0.19	51,51,51,51	0
55	MG	QA	1604	1/1	0.90	0.09	26,26,26,26	0
55	MG	RA	3137	1/1	0.90	0.11	47,47,47,47	0
55	MG	QA	1644	1/1	0.90	0.08	49,49,49,49	0
55	MG	YA	3313	1/1	0.90	0.15	58,58,58,58	0
55	MG	YA	3222	1/1	0.90	0.18	55,55,55,55	0
55	MG	RA	3401	1/1	0.90	0.11	55,55,55,55	0
55	MG	YA	3155	1/1	0.90	0.13	33,33,33,33	0
55	MG	YA	3321	1/1	0.90	0.10	44,44,44,44	0
55	MG	RA	3328	1/1	0.90	0.10	41,41,41,41	0
55	MG	YA	3153	1/1	0.91	0.11	31,31,31,31	0
55	MG	RA	3084	1/1	0.91	0.18	24,24,24,24	0
55	MG	YA	3215	1/1	0.91	0.08	26,26,26,26	0
55	MG	RA	3285	1/1	0.91	0.13	41,41,41,41	0
55	MG	YA	3367	1/1	0.91	0.10	57,57,57,57	0
55	MG	YA	3041	1/1	0.91	0.28	26,26,26,26	0
55	MG	YA	3219	1/1	0.91	0.06	11,11,11,11	0
55	MG	YA	3158	1/1	0.91	0.08	21,21,21,21	0
55	MG	RA	3062	1/1	0.91	0.13	30,30,30,30	0
55	MG	YA	3160	1/1	0.91	0.18	38,38,38,38	0

Continued on next page...

Continued from previous page...

Mol	Type	Chain	Res	Atoms	RSCC	RSR	B-factors(Å^2)	Q<0.9
55	MG	RA	3180	1/1	0.91	0.23	42,42,42,42	0
55	MG	RA	3114	1/1	0.91	0.11	40,40,40,40	0
55	MG	YA	3376	1/1	0.91	0.12	37,37,37,37	0
55	MG	YA	3165	1/1	0.91	0.21	35,35,35,35	0
55	MG	RA	3409	1/1	0.91	0.17	47,47,47,47	0
55	MG	RA	3296	1/1	0.91	0.36	69,69,69,69	0
55	MG	RA	3184	1/1	0.91	0.13	54,54,54,54	0
55	MG	YA	3171	1/1	0.91	0.22	35,35,35,35	0
55	MG	XA	1604	1/1	0.91	0.08	50,50,50,50	0
55	MG	RA	3368	1/1	0.91	0.13	49,49,49,49	0
55	MG	RA	3267	1/1	0.91	0.22	43,43,43,43	0
55	MG	YA	3092	1/1	0.91	0.06	10,10,10,10	0
55	MG	RA	3010	1/1	0.91	0.13	37,37,37,37	0
55	MG	RA	3121	1/1	0.91	0.08	38,38,38,38	0
55	MG	YA	3400	1/1	0.91	0.11	51,51,51,51	0
55	MG	YA	3401	1/1	0.91	0.08	39,39,39,39	0
55	MG	YA	3112	1/1	0.91	0.09	11,11,11,11	0
55	MG	YA	3255	1/1	0.91	0.18	45,45,45,45	0
55	MG	YA	3407	1/1	0.91	0.06	43,43,43,43	0
55	MG	QA	1629	1/1	0.91	0.06	59,59,59,59	0
55	MG	YA	3484	1/1	0.91	0.11	24,24,24,24	0
55	MG	YA	3409	1/1	0.91	0.13	18,18,18,18	0
55	MG	YA	3410	1/1	0.91	0.12	44,44,44,44	0
55	MG	RA	3336	1/1	0.91	0.08	36,36,36,36	0
55	MG	QA	1610	1/1	0.91	0.22	41,41,41,41	0
55	MG	YA	3493	1/1	0.91	0.07	31,31,31,31	0
55	MG	QA	1661	1/1	0.91	0.11	40,40,40,40	0
55	MG	RA	3224	1/1	0.91	0.10	26,26,26,26	0
55	MG	RA	3225	1/1	0.91	0.21	35,35,35,35	0
55	MG	RA	3051	1/1	0.91	0.07	25,25,25,25	0
55	MG	RA	3197	1/1	0.91	0.10	41,41,41,41	0
55	MG	YA	3349	1/1	0.91	0.12	25,25,25,25	0
55	MG	XA	1641	1/1	0.91	0.10	62,62,62,62	0
55	MG	YE	302	1/1	0.91	0.09	36,36,36,36	0
55	MG	RA	3353	1/1	0.91	0.14	55,55,55,55	0
55	MG	RA	3312	1/1	0.91	0.17	23,23,23,23	0
55	MG	YA	3428	1/1	0.91	0.07	19,19,19,19	0
55	MG	RA	3076	1/1	0.91	0.19	30,30,30,30	0
55	MG	RA	3255	1/1	0.91	0.17	43,43,43,43	0
55	MG	XA	1647	1/1	0.91	0.06	47,47,47,47	0
55	MG	QA	1652	1/1	0.91	0.10	45,45,45,45	0
55	MG	Y8	101	1/1	0.91	0.29	45,45,45,45	0

Continued on next page...

Continued from previous page...

Mol	Type	Chain	Res	Atoms	RSCC	RSR	B-factors(Å^2)	Q<0.9
55	MG	RA	3293	1/1	0.92	0.09	51,51,51,51	0
55	MG	YA	3328	1/1	0.92	0.18	43,43,43,43	0
55	MG	RA	3018	1/1	0.92	0.14	22,22,22,22	0
55	MG	YA	3422	1/1	0.92	0.25	48,48,48,48	0
55	MG	RA	3426	1/1	0.92	0.06	32,32,32,32	0
55	MG	RA	3429	1/1	0.92	0.17	34,34,34,34	0
55	MG	YA	3236	1/1	0.92	0.11	40,40,40,40	0
55	MG	XA	1636	1/1	0.92	0.07	65,65,65,65	0
55	MG	RA	3209	1/1	0.92	0.16	23,23,23,23	0
55	MG	RA	3349	1/1	0.92	0.09	44,44,44,44	0
55	MG	RA	3054	1/1	0.92	0.10	72,72,72,72	0
55	MG	YA	3243	1/1	0.92	0.19	20,20,20,20	0
55	MG	RA	3254	1/1	0.92	0.25	59,59,59,59	0
55	MG	YA	3169	1/1	0.92	0.09	39,39,39,39	0
55	MG	RA	3299	1/1	0.92	0.11	53,53,53,53	0
55	MG	RA	3092	1/1	0.92	0.12	40,40,40,40	0
55	MG	RA	3356	1/1	0.92	0.10	47,47,47,47	0
55	MG	YA	3173	1/1	0.92	0.09	26,26,26,26	0
55	MG	RA	3322	1/1	0.92	0.11	43,43,43,43	0
55	MG	YA	3258	1/1	0.92	0.13	10,10,10,10	0
55	MG	YA	3259	1/1	0.92	0.16	33,33,33,33	0
55	MG	RB	201	1/1	0.92	0.18	80,80,80,80	0
55	MG	RA	3060	1/1	0.92	0.14	47,47,47,47	0
55	MG	YA	3076	1/1	0.92	0.09	52,52,52,52	0
55	MG	QA	1627	1/1	0.92	0.10	84,84,84,84	0
55	MG	YA	3362	1/1	0.92	0.18	33,33,33,33	0
55	MG	YA	3452	1/1	0.92	0.13	37,37,37,37	0
55	MG	YA	3453	1/1	0.92	0.08	53,53,53,53	0
55	MG	RA	3037	1/1	0.92	0.15	25,25,25,25	0
55	MG	XA	1660	1/1	0.92	0.07	46,46,46,46	0
55	MG	YA	3276	1/1	0.92	0.19	36,36,36,36	0
55	MG	RE	302	1/1	0.92	0.17	28,28,28,28	0
55	MG	RA	3130	1/1	0.92	0.12	33,33,33,33	0
55	MG	RA	3179	1/1	0.92	0.09	71,71,71,71	0
55	MG	YA	3190	1/1	0.92	0.06	26,26,26,26	0
55	MG	QA	1646	1/1	0.92	0.08	50,50,50,50	0
55	MG	YA	3113	1/1	0.92	0.12	24,24,24,24	0
55	MG	RA	3334	1/1	0.92	0.14	38,38,38,38	0
55	MG	YA	3377	1/1	0.92	0.14	45,45,45,45	0
55	MG	RA	3406	1/1	0.92	0.13	52,52,52,52	0
55	MG	R0	102	1/1	0.92	0.07	33,33,33,33	0
55	MG	RA	3407	1/1	0.92	0.14	62,62,62,62	0

Continued on next page...

Continued from previous page...

Mol	Type	Chain	Res	Atoms	RSCC	RSR	B-factors(Å^2)	Q<0.9
55	MG	RA	3181	1/1	0.92	0.24	31,31,31,31	0
55	MG	YA	3475	1/1	0.92	0.16	53,53,53,53	0
55	MG	YA	3298	1/1	0.92	0.09	24,24,24,24	0
55	MG	YA	3387	1/1	0.92	0.18	45,45,45,45	0
55	MG	YA	3389	1/1	0.92	0.13	33,33,33,33	0
55	MG	XA	1676	1/1	0.92	0.11	48,48,48,48	0
55	MG	XA	1677	1/1	0.92	0.09	54,54,54,54	0
55	MG	XA	1678	1/1	0.92	0.12	56,56,56,56	0
55	MG	YA	3302	1/1	0.92	0.13	48,48,48,48	0
55	MG	YA	3304	1/1	0.92	0.14	30,30,30,30	0
55	MG	QA	1633	1/1	0.92	0.16	53,53,53,53	0
55	MG	YA	3508	1/1	0.92	0.10	36,36,36,36	0
55	MG	RA	3411	1/1	0.92	0.09	88,88,88,88	0
55	MG	XA	1607	1/1	0.92	0.22	40,40,40,40	0
55	MG	YA	3146	1/1	0.92	0.07	21,21,21,21	0
55	MG	YA	3147	1/1	0.92	0.09	19,19,19,19	0
55	MG	RA	3369	1/1	0.92	0.15	30,30,30,30	0
55	MG	RA	3339	1/1	0.92	0.09	21,21,21,21	0
55	MG	YA	3318	1/1	0.92	0.11	22,22,22,22	0
55	MG	RA	3311	1/1	0.92	0.09	33,33,33,33	0
55	MG	YA	3005	1/1	0.92	0.06	47,47,47,47	0
55	MG	RA	3134	1/1	0.92	0.16	44,44,44,44	0
55	MG	YA	3226	1/1	0.92	0.18	23,23,23,23	0
55	MG	YA	3416	1/1	0.92	0.07	29,29,29,29	0
55	MG	RA	3376	1/1	0.92	0.16	51,51,51,51	0
55	MG	RA	3345	1/1	0.92	0.18	48,48,48,48	0
57	ZN	Y4	101	1/1	0.92	0.07	270,270,270,270	0
55	MG	YA	3308	1/1	0.93	0.06	19,19,19,19	0
55	MG	XA	1642	1/1	0.93	0.10	46,46,46,46	0
55	MG	YA	3084	1/1	0.93	0.19	21,21,21,21	0
55	MG	RA	3321	1/1	0.93	0.06	42,42,42,42	0
55	MG	YA	3414	1/1	0.93	0.20	33,33,33,33	0
55	MG	YA	3090	1/1	0.93	0.06	20,20,20,20	0
55	MG	YA	3315	1/1	0.93	0.28	57,57,57,57	0
55	MG	YA	3091	1/1	0.93	0.19	24,24,24,24	0
55	MG	YA	3317	1/1	0.93	0.08	44,44,44,44	0
55	MG	RA	3241	1/1	0.93	0.05	67,67,67,67	0
55	MG	RA	3027	1/1	0.93	0.12	26,26,26,26	0
55	MG	RA	3428	1/1	0.93	0.06	27,27,27,27	0
55	MG	YA	3111	1/1	0.93	0.08	12,12,12,12	0
55	MG	RA	3168	1/1	0.93	0.16	35,35,35,35	0
55	MG	RA	3326	1/1	0.93	0.25	47,47,47,47	0

Continued on next page...

Continued from previous page...

Mol	Type	Chain	Res	Atoms	RSCC	RSR	B-factors(Å^2)	Q<0.9
55	MG	YA	3426	1/1	0.93	0.14	47,47,47,47	0
55	MG	YA	3427	1/1	0.93	0.07	30,30,30,30	0
55	MG	XA	1652	1/1	0.93	0.07	39,39,39,39	0
55	MG	RA	3432	1/1	0.93	0.09	45,45,45,45	0
55	MG	RA	3433	1/1	0.93	0.21	59,59,59,59	0
55	MG	YA	3329	1/1	0.93	0.20	62,62,62,62	0
55	MG	RA	3104	1/1	0.93	0.08	30,30,30,30	0
55	MG	RA	3291	1/1	0.93	0.20	41,41,41,41	0
55	MG	YA	3130	1/1	0.93	0.12	18,18,18,18	0
55	MG	RA	3106	1/1	0.93	0.07	25,25,25,25	0
55	MG	YA	3438	1/1	0.93	0.11	46,46,46,46	0
55	MG	RA	3028	1/1	0.93	0.19	41,41,41,41	0
55	MG	RA	3294	1/1	0.93	0.18	42,42,42,42	0
55	MG	YA	3339	1/1	0.93	0.10	36,36,36,36	0
55	MG	RA	3144	1/1	0.93	0.07	39,39,39,39	0
55	MG	RA	3443	1/1	0.93	0.17	52,52,52,52	0
55	MG	RA	3383	1/1	0.93	0.05	44,44,44,44	0
55	MG	RA	3384	1/1	0.93	0.23	50,50,50,50	0
55	MG	RA	3211	1/1	0.93	0.20	14,14,14,14	0
55	MG	YA	3348	1/1	0.93	0.07	29,29,29,29	0
55	MG	RA	3212	1/1	0.93	0.11	42,42,42,42	0
55	MG	RA	3213	1/1	0.93	0.21	45,45,45,45	0
55	MG	RA	3341	1/1	0.93	0.08	45,45,45,45	0
55	MG	RA	3030	1/1	0.93	0.18	24,24,24,24	0
55	MG	RA	3178	1/1	0.93	0.12	51,51,51,51	0
55	MG	YA	3250	1/1	0.93	0.20	18,18,18,18	0
55	MG	YA	3251	1/1	0.93	0.14	20,20,20,20	0
55	MG	RA	3395	1/1	0.93	0.05	71,71,71,71	0
55	MG	RA	3073	1/1	0.93	0.09	37,37,37,37	0
55	MG	QA	1631	1/1	0.93	0.15	51,51,51,51	0
55	MG	RA	3398	1/1	0.93	0.21	47,47,47,47	0
55	MG	QA	1641	1/1	0.93	0.07	68,68,68,68	0
55	MG	RA	3040	1/1	0.93	0.17	27,27,27,27	0
55	MG	RA	3183	1/1	0.93	0.14	82,82,82,82	0
55	MG	YA	3008	1/1	0.93	0.09	34,34,34,34	0
55	MG	YA	3467	1/1	0.93	0.13	29,29,29,29	0
55	MG	RA	3402	1/1	0.93	0.06	58,58,58,58	0
55	MG	YA	3263	1/1	0.93	0.11	42,42,42,42	0
55	MG	RA	3352	1/1	0.93	0.11	50,50,50,50	0
55	MG	YA	3268	1/1	0.93	0.10	23,23,23,23	0
55	MG	RA	3118	1/1	0.93	0.10	28,28,28,28	0
55	MG	RA	3120	1/1	0.93	0.25	45,45,45,45	0

Continued on next page...

Continued from previous page...

Mol	Type	Chain	Res	Atoms	RSCC	RSR	B-factors(Å^2)	Q<0.9
55	MG	YA	3272	1/1	0.93	0.12	31,31,31,31	0
55	MG	YA	3014	1/1	0.93	0.18	24,24,24,24	0
55	MG	YA	3488	1/1	0.93	0.14	46,46,46,46	0
55	MG	RA	3187	1/1	0.93	0.11	38,38,38,38	0
55	MG	QA	1621	1/1	0.93	0.06	48,48,48,48	0
55	MG	XA	1614	1/1	0.93	0.09	21,21,21,21	0
55	MG	QA	1620	1/1	0.93	0.05	67,67,67,67	0
55	MG	YA	3495	1/1	0.93	0.14	24,24,24,24	0
55	MG	YA	3496	1/1	0.93	0.15	30,30,30,30	0
55	MG	YA	3499	1/1	0.93	0.16	23,23,23,23	0
55	MG	XA	1618	1/1	0.93	0.20	44,44,44,44	0
55	MG	RA	3358	1/1	0.93	0.09	34,34,34,34	0
55	MG	RA	3050	1/1	0.93	0.14	18,18,18,18	0
55	MG	RA	3017	1/1	0.93	0.11	10,10,10,10	0
55	MG	XA	1623	1/1	0.93	0.12	44,44,44,44	0
55	MG	YA	3056	1/1	0.93	0.13	27,27,27,27	0
55	MG	YB	203	1/1	0.93	0.07	45,45,45,45	0
55	MG	YB	204	1/1	0.93	0.12	30,30,30,30	0
55	MG	XA	1626	1/1	0.93	0.08	32,32,32,32	0
55	MG	QA	1649	1/1	0.93	0.19	65,65,65,65	0
55	MG	YA	3397	1/1	0.93	0.15	48,48,48,48	0
55	MG	YA	3187	1/1	0.93	0.14	35,35,35,35	0
55	MG	RA	3019	1/1	0.93	0.13	15,15,15,15	0
55	MG	RA	3022	1/1	0.93	0.06	25,25,25,25	0
55	MG	YA	3404	1/1	0.93	0.14	40,40,40,40	0
55	MG	XA	1638	1/1	0.93	0.11	44,44,44,44	0
55	MG	YA	3074	1/1	0.93	0.14	19,19,19,19	0
55	MG	RA	3026	1/1	0.93	0.13	17,17,17,17	0
55	MG	YA	3078	1/1	0.93	0.15	23,23,23,23	0
55	MG	RA	3240	1/1	0.93	0.12	52,52,52,52	0
55	MG	RA	3029	1/1	0.94	0.26	24,24,24,24	0
55	MG	YA	3031	1/1	0.94	0.18	7,7,7,7	0
55	MG	XA	1630	1/1	0.94	0.09	13,13,13,13	0
55	MG	RA	3422	1/1	0.94	0.13	33,33,33,33	0
55	MG	YA	3044	1/1	0.94	0.15	13,13,13,13	0
55	MG	QA	1613	1/1	0.94	0.10	75,75,75,75	0
55	MG	RA	3100	1/1	0.94	0.20	31,31,31,31	0
55	MG	RA	3374	1/1	0.94	0.13	37,37,37,37	0
55	MG	YA	3297	1/1	0.94	0.18	31,31,31,31	0
55	MG	XA	1639	1/1	0.94	0.17	37,37,37,37	0
55	MG	YA	3059	1/1	0.94	0.08	10,10,10,10	0
55	MG	RA	3063	1/1	0.94	0.12	25,25,25,25	0

Continued on next page...

Continued from previous page...

Mol	Type	Chain	Res	Atoms	RSCC	RSR	B-factors(Å^2)	Q<0.9
55	MG	RA	3331	1/1	0.94	0.14	46,46,46,46	0
55	MG	YA	3415	1/1	0.94	0.06	29,29,29,29	0
55	MG	RA	3377	1/1	0.94	0.17	40,40,40,40	0
55	MG	RA	3173	1/1	0.94	0.09	20,20,20,20	0
55	MG	RA	3011	1/1	0.94	0.12	26,26,26,26	0
55	MG	RA	3380	1/1	0.94	0.14	32,32,32,32	0
55	MG	YA	3307	1/1	0.94	0.18	50,50,50,50	0
55	MG	RA	3248	1/1	0.94	0.15	46,46,46,46	0
55	MG	RA	3015	1/1	0.94	0.18	41,41,41,41	0
55	MG	YA	3082	1/1	0.94	0.18	22,22,22,22	0
55	MG	YA	3311	1/1	0.94	0.07	39,39,39,39	0
55	MG	YA	3197	1/1	0.94	0.14	51,51,51,51	0
55	MG	RA	3337	1/1	0.94	0.07	37,37,37,37	0
55	MG	YA	3314	1/1	0.94	0.09	39,39,39,39	0
55	MG	RA	3338	1/1	0.94	0.16	30,30,30,30	0
55	MG	RA	3070	1/1	0.94	0.16	31,31,31,31	0
55	MG	YA	3204	1/1	0.94	0.16	29,29,29,29	0
55	MG	RA	3386	1/1	0.94	0.07	46,46,46,46	0
55	MG	RA	3216	1/1	0.94	0.21	32,32,32,32	0
55	MG	YA	3207	1/1	0.94	0.05	23,23,23,23	0
55	MG	XA	1657	1/1	0.94	0.04	48,48,48,48	0
55	MG	YA	3211	1/1	0.94	0.08	33,33,33,33	0
55	MG	YA	3096	1/1	0.94	0.09	11,11,11,11	0
55	MG	YA	3325	1/1	0.94	0.15	62,62,62,62	0
55	MG	YA	3098	1/1	0.94	0.14	31,31,31,31	0
55	MG	RA	3071	1/1	0.94	0.12	13,13,13,13	0
55	MG	YA	3104	1/1	0.94	0.07	20,20,20,20	0
55	MG	YA	3444	1/1	0.94	0.12	37,37,37,37	0
55	MG	YA	3109	1/1	0.94	0.17	13,13,13,13	0
55	MG	XA	1659	1/1	0.94	0.05	42,42,42,42	0
55	MG	RA	3110	1/1	0.94	0.18	45,45,45,45	0
55	MG	RA	3039	1/1	0.94	0.13	16,16,16,16	0
55	MG	RA	3220	1/1	0.94	0.20	46,46,46,46	0
55	MG	XA	1664	1/1	0.94	0.09	41,41,41,41	0
55	MG	YA	3121	1/1	0.94	0.06	32,32,32,32	0
55	MG	QA	1662	1/1	0.94	0.09	29,29,29,29	0
55	MG	YA	3340	1/1	0.94	0.07	45,45,45,45	0
55	MG	YA	3124	1/1	0.94	0.17	27,27,27,27	0
55	MG	RA	3259	1/1	0.94	0.07	29,29,29,29	0
55	MG	QA	1663	1/1	0.94	0.13	76,76,76,76	0
55	MG	YA	3344	1/1	0.94	0.17	38,38,38,38	0
55	MG	YA	3129	1/1	0.94	0.07	5,5,5,5	0

Continued on next page...

Continued from previous page...

Mol	Type	Chain	Res	Atoms	RSCC	RSR	B-factors(Å^2)	Q<0.9
55	MG	YA	3346	1/1	0.94	0.23	53,53,53,53	0
55	MG	XA	1668	1/1	0.94	0.05	41,41,41,41	0
55	MG	RA	3048	1/1	0.94	0.12	8,8,8,8	0
55	MG	RA	3351	1/1	0.94	0.16	42,42,42,42	0
55	MG	YA	3134	1/1	0.94	0.15	31,31,31,31	0
55	MG	YA	3351	1/1	0.94	0.11	36,36,36,36	0
55	MG	QA	1639	1/1	0.94	0.07	48,48,48,48	0
55	MG	RA	3154	1/1	0.94	0.08	16,16,16,16	0
55	MG	YA	3138	1/1	0.94	0.10	22,22,22,22	0
55	MG	YA	3142	1/1	0.94	0.06	29,29,29,29	0
55	MG	RA	3155	1/1	0.94	0.08	27,27,27,27	0
55	MG	YA	3474	1/1	0.94	0.07	37,37,37,37	0
55	MG	YA	3249	1/1	0.94	0.22	43,43,43,43	0
55	MG	XA	1601	1/1	0.94	0.06	44,44,44,44	0
55	MG	YA	3478	1/1	0.94	0.12	25,25,25,25	0
55	MG	YA	3481	1/1	0.94	0.21	7,7,7,7	0
55	MG	QA	1614	1/1	0.94	0.07	47,47,47,47	0
55	MG	YA	3252	1/1	0.94	0.14	43,43,43,43	0
55	MG	QA	1645	1/1	0.94	0.07	60,60,60,60	0
55	MG	QA	1617	1/1	0.94	0.08	57,57,57,57	0
55	MG	RA	3088	1/1	0.94	0.14	13,13,13,13	0
55	MG	XA	1608	1/1	0.94	0.10	61,61,61,61	0
55	MG	RA	3125	1/1	0.94	0.09	22,22,22,22	0
55	MG	RA	3128	1/1	0.94	0.18	39,39,39,39	0
55	MG	RA	3235	1/1	0.94	0.20	38,38,38,38	0
55	MG	YA	3372	1/1	0.94	0.09	36,36,36,36	0
55	MG	YA	3502	1/1	0.94	0.32	42,42,42,42	0
55	MG	YA	3503	1/1	0.94	0.08	32,32,32,32	0
55	MG	XA	1612	1/1	0.94	0.17	54,54,54,54	0
55	MG	RA	3089	1/1	0.94	0.18	22,22,22,22	0
55	MG	YA	3262	1/1	0.94	0.10	7,7,7,7	0
55	MG	RA	3277	1/1	0.94	0.12	26,26,26,26	0
55	MG	YA	3264	1/1	0.94	0.15	28,28,28,28	0
55	MG	YA	3265	1/1	0.94	0.11	33,33,33,33	0
55	MG	RA	3199	1/1	0.94	0.15	69,69,69,69	0
55	MG	XA	1616	1/1	0.94	0.13	22,22,22,22	0
55	MG	YB	205	1/1	0.94	0.08	12,12,12,12	0
55	MG	RA	3057	1/1	0.94	0.15	31,31,31,31	0
55	MG	YA	3163	1/1	0.94	0.11	44,44,44,44	0
55	MG	QA	1660	1/1	0.94	0.08	59,59,59,59	0
55	MG	YA	3274	1/1	0.94	0.17	38,38,38,38	0
55	MG	RA	3416	1/1	0.94	0.06	35,35,35,35	0

Continued on next page...

Continued from previous page...

Mol	Type	Chain	Res	Atoms	RSCC	RSR	B-factors(Å^2)	Q<0.9
55	MG	RA	3283	1/1	0.94	0.20	42,42,42,42	0
55	MG	YA	3393	1/1	0.94	0.08	48,48,48,48	0
55	MG	YA	3278	1/1	0.94	0.11	17,17,17,17	0
55	MG	RA	3418	1/1	0.94	0.16	17,17,17,17	0
55	MG	YA	3022	1/1	0.94	0.11	18,18,18,18	0
55	MG	Y3	101	1/1	0.94	0.17	25,25,25,25	0
55	MG	YA	3282	1/1	0.94	0.11	36,36,36,36	0
55	MG	XA	1624	1/1	0.94	0.07	23,23,23,23	0
55	MG	YA	3123	1/1	0.95	0.09	7,7,7,7	0
55	MG	RA	3003	1/1	0.95	0.11	24,24,24,24	0
55	MG	YA	3217	1/1	0.95	0.14	28,28,28,28	0
55	MG	YA	3007	1/1	0.95	0.09	45,45,45,45	0
55	MG	XA	1632	1/1	0.95	0.10	25,25,25,25	0
55	MG	RA	3101	1/1	0.95	0.17	45,45,45,45	0
55	MG	RA	3013	1/1	0.95	0.05	7,7,7,7	0
55	MG	XA	1637	1/1	0.95	0.10	49,49,49,49	0
55	MG	YA	3225	1/1	0.95	0.11	33,33,33,33	0
55	MG	RA	3176	1/1	0.95	0.22	26,26,26,26	0
55	MG	RA	3079	1/1	0.95	0.11	27,27,27,27	0
55	MG	RA	3081	1/1	0.95	0.10	16,16,16,16	0
55	MG	YA	3229	1/1	0.95	0.10	49,49,49,49	0
55	MG	QA	1635	1/1	0.95	0.07	44,44,44,44	0
55	MG	RA	3367	1/1	0.95	0.07	37,37,37,37	0
55	MG	YA	3141	1/1	0.95	0.17	5,5,5,5	0
55	MG	YA	3330	1/1	0.95	0.14	23,23,23,23	0
55	MG	RE	304	1/1	0.95	0.14	28,28,28,28	0
55	MG	YA	3143	1/1	0.95	0.09	18,18,18,18	0
55	MG	RA	3132	1/1	0.95	0.07	40,40,40,40	0
55	MG	YA	3436	1/1	0.95	0.06	25,25,25,25	0
55	MG	YA	3437	1/1	0.95	0.06	37,37,37,37	0
55	MG	YA	3027	1/1	0.95	0.17	7,7,7,7	0
55	MG	RN	201	1/1	0.95	0.27	54,54,54,54	0
55	MG	YA	3029	1/1	0.95	0.08	13,13,13,13	0
55	MG	YA	3241	1/1	0.95	0.10	7,7,7,7	0
55	MG	YA	3242	1/1	0.95	0.09	13,13,13,13	0
55	MG	QA	1605	1/1	0.95	0.05	36,36,36,36	0
55	MG	RA	3408	1/1	0.95	0.18	48,48,48,48	0
55	MG	YA	3032	1/1	0.95	0.17	13,13,13,13	0
55	MG	XA	1649	1/1	0.95	0.04	37,37,37,37	0
55	MG	YA	3035	1/1	0.95	0.20	26,26,26,26	0
55	MG	RA	3370	1/1	0.95	0.08	42,42,42,42	0
55	MG	XA	1651	1/1	0.95	0.05	40,40,40,40	0

Continued on next page...

Continued from previous page...

Mol	Type	Chain	Res	Atoms	RSCC	RSR	B-factors(Å^2)	Q<0.9
55	MG	YA	3047	1/1	0.95	0.16	21,21,21,21	0
55	MG	RX	101	1/1	0.95	0.07	31,31,31,31	0
55	MG	YA	3051	1/1	0.95	0.14	7,7,7,7	0
55	MG	QA	1625	1/1	0.95	0.06	46,46,46,46	0
55	MG	RA	3069	1/1	0.95	0.11	31,31,31,31	0
55	MG	YA	3162	1/1	0.95	0.16	34,34,34,34	0
55	MG	RA	3009	1/1	0.95	0.21	28,28,28,28	0
55	MG	XA	1656	1/1	0.95	0.05	35,35,35,35	0
55	MG	RA	3033	1/1	0.95	0.13	28,28,28,28	0
55	MG	YA	3065	1/1	0.95	0.15	7,7,7,7	0
55	MG	YA	3358	1/1	0.95	0.20	34,34,34,34	0
55	MG	RA	3304	1/1	0.95	0.05	6,6,6,6	0
55	MG	YA	3068	1/1	0.95	0.16	27,27,27,27	0
55	MG	YA	3069	1/1	0.95	0.11	40,40,40,40	0
55	MG	RA	3186	1/1	0.95	0.14	40,40,40,40	0
55	MG	YA	3071	1/1	0.95	0.11	22,22,22,22	0
55	MG	YA	3364	1/1	0.95	0.05	40,40,40,40	0
55	MG	YA	3072	1/1	0.95	0.13	16,16,16,16	0
55	MG	YA	3472	1/1	0.95	0.22	60,60,60,60	0
55	MG	XA	1605	1/1	0.95	0.13	47,47,47,47	0
55	MG	YA	3271	1/1	0.95	0.16	29,29,29,29	0
55	MG	YA	3176	1/1	0.95	0.10	36,36,36,36	0
55	MG	YA	3273	1/1	0.95	0.07	26,26,26,26	0
55	MG	YA	3075	1/1	0.95	0.16	19,19,19,19	0
55	MG	RA	3244	1/1	0.95	0.31	57,57,57,57	0
55	MG	YA	3482	1/1	0.95	0.14	16,16,16,16	0
55	MG	YA	3483	1/1	0.95	0.13	10,10,10,10	0
55	MG	YA	3077	1/1	0.95	0.22	22,22,22,22	0
55	MG	XA	1662	1/1	0.95	0.05	45,45,45,45	0
55	MG	YA	3486	1/1	0.95	0.10	26,26,26,26	0
55	MG	YA	3487	1/1	0.95	0.14	9,9,9,9	0
55	MG	YA	3279	1/1	0.95	0.14	28,28,28,28	0
55	MG	RA	3139	1/1	0.95	0.06	30,30,30,30	0
55	MG	YA	3182	1/1	0.95	0.05	25,25,25,25	0
55	MG	RA	3308	1/1	0.95	0.10	39,39,39,39	0
55	MG	RA	3020	1/1	0.95	0.07	28,28,28,28	0
55	MG	RA	3116	1/1	0.95	0.06	31,31,31,31	0
55	MG	RA	3279	1/1	0.95	0.06	14,14,14,14	0
55	MG	YA	3498	1/1	0.95	0.12	28,28,28,28	0
55	MG	YA	3286	1/1	0.95	0.08	9,9,9,9	0
55	MG	YA	3501	1/1	0.95	0.05	7,7,7,7	0
55	MG	YA	3089	1/1	0.95	0.17	20,20,20,20	0

Continued on next page...

Continued from previous page...

Mol	Type	Chain	Res	Atoms	RSCC	RSR	B-factors(Å^2)	Q<0.9
55	MG	RA	3222	1/1	0.95	0.15	60,60,60,60	0
55	MG	YA	3391	1/1	0.95	0.14	29,29,29,29	0
55	MG	RA	3059	1/1	0.95	0.07	28,28,28,28	0
55	MG	YA	3506	1/1	0.95	0.10	23,23,23,23	0
55	MG	YA	3507	1/1	0.95	0.23	48,48,48,48	0
55	MG	QA	1601	1/1	0.95	0.07	32,32,32,32	0
55	MG	RA	3315	1/1	0.95	0.11	28,28,28,28	0
55	MG	YA	3293	1/1	0.95	0.12	42,42,42,42	0
55	MG	RA	3388	1/1	0.95	0.05	40,40,40,40	0
55	MG	XA	1674	1/1	0.95	0.04	54,54,54,54	0
55	MG	YA	3198	1/1	0.95	0.18	55,55,55,55	0
55	MG	RA	3252	1/1	0.95	0.24	62,62,62,62	0
55	MG	RA	3169	1/1	0.95	0.06	44,44,44,44	0
55	MG	RA	3434	1/1	0.95	0.08	25,25,25,25	0
55	MG	RA	3119	1/1	0.95	0.09	44,44,44,44	0
55	MG	YA	3303	1/1	0.95	0.07	30,30,30,30	0
55	MG	YP	202	1/1	0.95	0.10	23,23,23,23	0
55	MG	RA	3286	1/1	0.95	0.17	40,40,40,40	0
55	MG	XV	101	1/1	0.95	0.27	153,153,153,153	0
55	MG	YR	201	1/1	0.95	0.08	16,16,16,16	0
55	MG	YA	3114	1/1	0.95	0.12	17,17,17,17	0
55	MG	YA	3208	1/1	0.95	0.09	23,23,23,23	0
55	MG	YA	3116	1/1	0.95	0.18	29,29,29,29	0
55	MG	RA	3099	1/1	0.95	0.11	60,60,60,60	0
55	MG	XA	1625	1/1	0.95	0.07	30,30,30,30	0
55	MG	Y7	101	1/1	0.95	0.11	51,51,51,51	0
55	MG	RA	3288	1/1	0.95	0.11	34,34,34,34	0
57	ZN	R4	101	1/1	0.95	0.06	250,250,250,250	0
55	MG	RA	3289	1/1	0.95	0.10	32,32,32,32	0
55	MG	YA	3110	1/1	0.96	0.15	35,35,35,35	0
55	MG	YA	3174	1/1	0.96	0.13	38,38,38,38	0
55	MG	RA	3264	1/1	0.96	0.20	41,41,41,41	0
55	MG	YA	3244	1/1	0.96	0.15	7,7,7,7	0
55	MG	YA	3383	1/1	0.96	0.10	11,11,11,11	0
55	MG	RA	3078	1/1	0.96	0.13	29,29,29,29	0
55	MG	YA	3385	1/1	0.96	0.06	15,15,15,15	0
55	MG	YA	3247	1/1	0.96	0.20	20,20,20,20	0
55	MG	RA	3052	1/1	0.96	0.04	1,1,1,1	0
55	MG	YA	3388	1/1	0.96	0.08	24,24,24,24	0
55	MG	XA	1621	1/1	0.96	0.12	25,25,25,25	0
55	MG	YA	3039	1/1	0.96	0.10	7,7,7,7	0
55	MG	RA	3080	1/1	0.96	0.05	12,12,12,12	0

Continued on next page...

Continued from previous page...

Mol	Type	Chain	Res	Atoms	RSCC	RSR	B-factors(Å^2)	Q<0.9
55	MG	YA	3042	1/1	0.96	0.12	15,15,15,15	0
55	MG	RA	3172	1/1	0.96	0.20	49,49,49,49	0
55	MG	YA	3045	1/1	0.96	0.08	17,17,17,17	0
55	MG	YA	3470	1/1	0.96	0.16	47,47,47,47	0
55	MG	RA	3123	1/1	0.96	0.20	21,21,21,21	0
55	MG	RB	204	1/1	0.96	0.11	33,33,33,33	0
55	MG	RA	3053	1/1	0.96	0.10	21,21,21,21	0
55	MG	YA	3126	1/1	0.96	0.10	21,21,21,21	0
55	MG	XA	1629	1/1	0.96	0.06	24,24,24,24	0
55	MG	RA	3206	1/1	0.96	0.05	16,16,16,16	0
55	MG	YA	3403	1/1	0.96	0.17	34,34,34,34	0
55	MG	QA	1608	1/1	0.96	0.09	27,27,27,27	0
55	MG	RA	3208	1/1	0.96	0.10	27,27,27,27	0
55	MG	XA	1633	1/1	0.96	0.06	42,42,42,42	0
55	MG	YA	3064	1/1	0.96	0.10	15,15,15,15	0
55	MG	XA	1634	1/1	0.96	0.06	90,90,90,90	0
55	MG	YA	3266	1/1	0.96	0.10	22,22,22,22	0
55	MG	YA	3136	1/1	0.96	0.14	10,10,10,10	0
55	MG	RA	3150	1/1	0.96	0.09	40,40,40,40	0
55	MG	RA	3126	1/1	0.96	0.13	37,37,37,37	0
55	MG	YA	3139	1/1	0.96	0.06	23,23,23,23	0
55	MG	RA	3127	1/1	0.96	0.20	17,17,17,17	0
55	MG	RA	3153	1/1	0.96	0.14	43,43,43,43	0
55	MG	YA	3494	1/1	0.96	0.10	24,24,24,24	0
55	MG	RA	3083	1/1	0.96	0.18	21,21,21,21	0
55	MG	RA	3129	1/1	0.96	0.05	24,24,24,24	0
55	MG	YA	3497	1/1	0.96	0.08	21,21,21,21	0
55	MG	RA	3056	1/1	0.96	0.20	15,15,15,15	0
55	MG	RA	3085	1/1	0.96	0.10	14,14,14,14	0
55	MG	YA	3277	1/1	0.96	0.21	33,33,33,33	0
55	MG	RA	3419	1/1	0.96	0.13	23,23,23,23	0
55	MG	R8	102	1/1	0.96	0.06	26,26,26,26	0
55	MG	RA	3109	1/1	0.96	0.09	72,72,72,72	0
55	MG	RA	3001	1/1	0.96	0.10	22,22,22,22	0
55	MG	RA	3047	1/1	0.96	0.10	4,4,4,4	0
55	MG	RA	3023	1/1	0.96	0.13	5,5,5,5	0
55	MG	YA	3083	1/1	0.96	0.10	28,28,28,28	0
55	MG	RA	3188	1/1	0.96	0.12	38,38,38,38	0
55	MG	YA	3013	1/1	0.96	0.04	33,33,33,33	0
55	MG	YA	3157	1/1	0.96	0.05	7,7,7,7	0
55	MG	RA	3391	1/1	0.96	0.17	34,34,34,34	0
55	MG	RA	3163	1/1	0.96	0.06	36,36,36,36	0

Continued on next page...

Continued from previous page...

Mol	Type	Chain	Res	Atoms	RSCC	RSR	B-factors(Å^2)	Q<0.9
55	MG	QA	1607	1/1	0.96	0.07	39,39,39,39	0
55	MG	YB	206	1/1	0.96	0.17	51,51,51,51	0
55	MG	QA	1655	1/1	0.96	0.19	29,29,29,29	0
55	MG	YA	3093	1/1	0.96	0.09	7,7,7,7	0
55	MG	YA	3094	1/1	0.96	0.14	7,7,7,7	0
55	MG	YA	3296	1/1	0.96	0.05	33,33,33,33	0
55	MG	RA	3324	1/1	0.96	0.11	26,26,26,26	0
55	MG	YP	203	1/1	0.96	0.05	4,4,4,4	0
55	MG	YA	3365	1/1	0.96	0.18	58,58,58,58	0
55	MG	YQ	202	1/1	0.96	0.11	36,36,36,36	0
55	MG	YA	3366	1/1	0.96	0.12	30,30,30,30	0
55	MG	RA	3005	1/1	0.96	0.14	24,24,24,24	0
55	MG	YA	3232	1/1	0.96	0.09	40,40,40,40	0
55	MG	RA	3077	1/1	0.96	0.17	28,28,28,28	0
55	MG	YA	3167	1/1	0.96	0.25	32,32,32,32	0
55	MG	YA	3235	1/1	0.96	0.17	44,44,44,44	0
55	MG	YA	3102	1/1	0.96	0.19	12,12,12,12	0
55	MG	RA	3229	1/1	0.96	0.11	21,21,21,21	0
55	MG	RA	3262	1/1	0.96	0.15	34,34,34,34	0
55	MG	YA	3105	1/1	0.96	0.19	21,21,21,21	0
57	ZN	XN	101	1/1	0.96	0.10	155,155,155,155	0
55	MG	RA	3095	1/1	0.96	0.08	8,8,8,8	0
55	MG	XA	1648	1/1	0.97	0.17	27,27,27,27	0
55	MG	YA	3085	1/1	0.97	0.11	9,9,9,9	0
55	MG	RA	3425	1/1	0.97	0.06	23,23,23,23	0
55	MG	YA	3380	1/1	0.97	0.17	23,23,23,23	0
55	MG	YA	3087	1/1	0.97	0.12	11,11,11,11	0
55	MG	RA	3389	1/1	0.97	0.05	39,39,39,39	0
55	MG	RA	3427	1/1	0.97	0.09	17,17,17,17	0
55	MG	RA	3290	1/1	0.97	0.17	46,46,46,46	0
55	MG	YA	3019	1/1	0.97	0.12	29,29,29,29	0
55	MG	YA	3020	1/1	0.97	0.15	7,7,7,7	0
55	MG	RA	3098	1/1	0.97	0.06	30,30,30,30	0
55	MG	RA	3145	1/1	0.97	0.05	32,32,32,32	0
55	MG	YA	3023	1/1	0.97	0.07	20,20,20,20	0
55	MG	YA	3245	1/1	0.97	0.14	13,13,13,13	0
55	MG	RA	3058	1/1	0.97	0.08	15,15,15,15	0
55	MG	YA	3099	1/1	0.97	0.11	18,18,18,18	0
55	MG	YA	3101	1/1	0.97	0.13	13,13,13,13	0
55	MG	RA	3122	1/1	0.97	0.05	28,28,28,28	0
55	MG	QA	1650	1/1	0.97	0.04	31,31,31,31	0
55	MG	RA	3435	1/1	0.97	0.06	40,40,40,40	0

Continued on next page...

Continued from previous page...

Mol	Type	Chain	Res	Atoms	RSCC	RSR	B-factors(Å^2)	Q<0.9
55	MG	RA	3042	1/1	0.97	0.13	22,22,22,22	0
55	MG	YA	3477	1/1	0.97	0.07	7,7,7,7	0
55	MG	YA	3399	1/1	0.97	0.07	26,26,26,26	0
55	MG	YA	3479	1/1	0.97	0.16	7,7,7,7	0
55	MG	YA	3108	1/1	0.97	0.09	11,11,11,11	0
55	MG	QA	1634	1/1	0.97	0.04	24,24,24,24	0
55	MG	YA	3402	1/1	0.97	0.08	30,30,30,30	0
55	MG	XA	1617	1/1	0.97	0.12	36,36,36,36	0
55	MG	RA	3046	1/1	0.97	0.10	26,26,26,26	0
55	MG	YA	3036	1/1	0.97	0.13	4,4,4,4	0
55	MG	RA	3329	1/1	0.97	0.07	40,40,40,40	0
55	MG	RA	3440	1/1	0.97	0.05	52,52,52,52	0
55	MG	YA	3332	1/1	0.97	0.15	16,16,16,16	0
55	MG	QA	1611	1/1	0.97	0.06	32,32,32,32	0
55	MG	YA	3491	1/1	0.97	0.19	41,41,41,41	0
55	MG	YA	3043	1/1	0.97	0.14	8,8,8,8	0
55	MG	RA	3007	1/1	0.97	0.05	40,40,40,40	0
55	MG	RA	3332	1/1	0.97	0.17	59,59,59,59	0
55	MG	QA	1603	1/1	0.97	0.06	34,34,34,34	0
55	MG	YA	3338	1/1	0.97	0.20	43,43,43,43	0
55	MG	YA	3192	1/1	0.97	0.14	5,5,5,5	0
55	MG	YA	3048	1/1	0.97	0.10	22,22,22,22	0
55	MG	YA	3049	1/1	0.97	0.10	7,7,7,7	0
55	MG	YA	3500	1/1	0.97	0.04	22,22,22,22	0
55	MG	RA	3108	1/1	0.97	0.07	28,28,28,28	0
55	MG	YA	3196	1/1	0.97	0.08	41,41,41,41	0
55	MG	RA	3068	1/1	0.97	0.12	21,21,21,21	0
55	MG	YA	3127	1/1	0.97	0.11	37,37,37,37	0
55	MG	YA	3052	1/1	0.97	0.12	18,18,18,18	0
55	MG	YA	3053	1/1	0.97	0.09	7,7,7,7	0
55	MG	YA	3202	1/1	0.97	0.04	19,19,19,19	0
55	MG	YA	3054	1/1	0.97	0.04	18,18,18,18	0
55	MG	XA	1627	1/1	0.97	0.09	30,30,30,30	0
55	MG	RA	3157	1/1	0.97	0.05	19,19,19,19	0
55	MG	QA	1654	1/1	0.97	0.30	42,42,42,42	0
55	MG	RB	207	1/1	0.97	0.15	29,29,29,29	0
55	MG	RA	3214	1/1	0.97	0.26	40,40,40,40	0
55	MG	YA	3063	1/1	0.97	0.13	11,11,11,11	0
55	MG	RA	3032	1/1	0.97	0.06	19,19,19,19	0
55	MG	XE	201	1/1	0.97	0.09	71,71,71,71	0
55	MG	YA	3140	1/1	0.97	0.05	21,21,21,21	0
55	MG	YE	301	1/1	0.97	0.08	9,9,9,9	0

Continued on next page...

Continued from previous page...

Mol	Type	Chain	Res	Atoms	RSCC	RSR	B-factors(Å^2)	Q<0.9
55	MG	RA	3002	1/1	0.97	0.04	20,20,20,20	0
55	MG	RA	3135	1/1	0.97	0.09	37,37,37,37	0
55	MG	YE	305	1/1	0.97	0.04	9,9,9,9	0
55	MG	YA	3287	1/1	0.97	0.15	7,7,7,7	0
55	MG	RA	3342	1/1	0.97	0.05	35,35,35,35	0
55	MG	RA	3034	1/1	0.97	0.08	26,26,26,26	0
55	MG	RA	3344	1/1	0.97	0.06	35,35,35,35	0
55	MG	RA	3249	1/1	0.97	0.07	19,19,19,19	0
55	MG	YA	3073	1/1	0.97	0.10	7,7,7,7	0
55	MG	RA	3035	1/1	0.97	0.12	24,24,24,24	0
55	MG	RA	3189	1/1	0.97	0.16	30,30,30,30	0
55	MG	YA	3006	1/1	0.97	0.10	24,24,24,24	0
55	MG	RA	3190	1/1	0.97	0.19	50,50,50,50	0
55	MG	RA	3115	1/1	0.97	0.12	37,37,37,37	0
55	MG	Y5	102	1/1	0.97	0.09	32,32,32,32	0
55	MG	YA	3079	1/1	0.97	0.16	15,15,15,15	0
55	MG	RA	3055	1/1	0.97	0.20	16,16,16,16	0
56	SF4	XD	301	8/8	0.97	0.06	107,118,132,149	0
55	MG	QA	1630	1/1	0.97	0.07	49,49,49,49	0
55	MG	RA	3025	1/1	0.97	0.10	15,15,15,15	0
55	MG	RA	3096	1/1	0.97	0.05	20,20,20,20	0
55	MG	RA	3014	1/1	0.98	0.09	30,30,30,30	0
55	MG	YA	3223	1/1	0.98	0.03	25,25,25,25	0
55	MG	RA	3067	1/1	0.98	0.14	15,15,15,15	0
55	MG	RA	3215	1/1	0.98	0.12	9,9,9,9	0
55	MG	YA	3067	1/1	0.98	0.07	0,0,0,0	0
55	MG	XA	1602	1/1	0.98	0.05	43,43,43,43	0
55	MG	YA	3106	1/1	0.98	0.11	7,7,7,7	0
55	MG	YA	3107	1/1	0.98	0.24	20,20,20,20	0
55	MG	YA	3186	1/1	0.98	0.03	25,25,25,25	0
55	MG	YA	3148	1/1	0.98	0.07	19,19,19,19	0
55	MG	XA	1628	1/1	0.98	0.05	41,41,41,41	0
55	MG	YA	3455	1/1	0.98	0.25	55,55,55,55	0
55	MG	YA	3189	1/1	0.98	0.10	12,12,12,12	0
55	MG	QA	1609	1/1	0.98	0.07	36,36,36,36	0
55	MG	YA	3033	1/1	0.98	0.05	11,11,11,11	0
55	MG	RA	3420	1/1	0.98	0.12	7,7,7,7	0
55	MG	YA	3460	1/1	0.98	0.04	35,35,35,35	0
55	MG	RA	3142	1/1	0.98	0.07	22,22,22,22	0
55	MG	RA	3043	1/1	0.98	0.08	13,13,13,13	0
55	MG	YB	201	1/1	0.98	0.09	17,17,17,17	0
55	MG	YA	3037	1/1	0.98	0.16	7,7,7,7	0

Continued on next page...

Continued from previous page...

Mol	Type	Chain	Res	Atoms	RSCC	RSR	B-factors(Å^2)	Q<0.9
55	MG	RA	3044	1/1	0.98	0.06	13,13,13,13	0
55	MG	RB	203	1/1	0.98	0.04	63,63,63,63	0
55	MG	YA	3119	1/1	0.98	0.10	6,6,6,6	0
55	MG	RA	3105	1/1	0.98	0.06	11,11,11,11	0
55	MG	RB	205	1/1	0.98	0.21	38,38,38,38	0
55	MG	RA	3238	1/1	0.98	0.05	42,42,42,42	0
55	MG	YD	302	1/1	0.98	0.04	22,22,22,22	0
55	MG	RA	3204	1/1	0.98	0.10	26,26,26,26	0
55	MG	YA	3046	1/1	0.98	0.08	1,1,1,1	0
55	MG	YE	303	1/1	0.98	0.09	7,7,7,7	0
55	MG	RA	3278	1/1	0.98	0.07	27,27,27,27	0
55	MG	RA	3036	1/1	0.98	0.06	17,17,17,17	0
55	MG	YP	201	1/1	0.98	0.05	10,10,10,10	0
55	MG	RA	3024	1/1	0.98	0.07	29,29,29,29	0
55	MG	YA	3294	1/1	0.98	0.19	38,38,38,38	0
55	MG	RA	3094	1/1	0.98	0.13	31,31,31,31	0
55	MG	YA	3209	1/1	0.98	0.04	30,30,30,30	0
55	MG	RA	3261	1/1	0.98	0.06	43,43,43,43	0
55	MG	YA	3016	1/1	0.98	0.14	23,23,23,23	0
55	MG	YA	3480	1/1	0.98	0.12	7,7,7,7	0
55	MG	RA	3038	1/1	0.98	0.04	13,13,13,13	0
55	MG	RA	3021	1/1	0.98	0.07	8,8,8,8	0
55	MG	RA	3193	1/1	0.98	0.07	30,30,30,30	0
55	MG	RA	3065	1/1	0.98	0.08	19,19,19,19	0
55	MG	XA	1675	1/1	0.98	0.06	20,20,20,20	0
55	MG	RA	3266	1/1	0.98	0.05	54,54,54,54	0
55	MG	YA	3060	1/1	0.98	0.12	7,7,7,7	0
56	SF4	QD	301	8/8	0.98	0.05	67,98,117,173	0
55	MG	RA	3086	1/1	0.98	0.15	20,20,20,20	0
57	ZN	QN	101	1/1	0.98	0.08	175,175,175,175	0
57	ZN	RY	201	1/1	0.98	0.06	112,112,112,112	0
55	MG	YA	3441	1/1	0.98	0.09	53,53,53,53	0
57	ZN	R5	101	1/1	0.98	0.04	124,124,124,124	0
55	MG	YA	3026	1/1	0.98	0.10	12,12,12,12	0
57	ZN	YY	201	1/1	0.98	0.04	72,72,72,72	0
55	MG	YA	3221	1/1	0.98	0.13	36,36,36,36	0
57	ZN	Y5	101	1/1	0.98	0.05	88,88,88,88	0
57	ZN	Y9	101	1/1	0.98	0.06	66,66,66,66	0
55	MG	YA	3117	1/1	0.99	0.03	9,9,9,9	0
55	MG	YA	3323	1/1	0.99	0.09	4,4,4,4	0
55	MG	YA	3062	1/1	0.99	0.05	0,0,0,0	0
55	MG	QA	1619	1/1	0.99	0.10	40,40,40,40	0

Continued on next page...

Continued from previous page...

Mol	Type	Chain	Res	Atoms	RSCC	RSR	B-factors(Å^2)	Q<0.9
55	MG	YA	3088	1/1	0.99	0.12	9,9,9,9	0
55	MG	RA	3097	1/1	0.99	0.05	23,23,23,23	0
55	MG	RA	3016	1/1	0.99	0.11	7,7,7,7	0
55	MG	RE	303	1/1	0.99	0.03	7,7,7,7	0
55	MG	YA	3055	1/1	0.99	0.07	17,17,17,17	0
55	MG	RA	3041	1/1	0.99	0.04	19,19,19,19	0
55	MG	RA	3431	1/1	0.99	0.07	10,10,10,10	0
55	MG	RF	301	1/1	0.99	0.04	34,34,34,34	0
55	MG	YA	3200	1/1	0.99	0.14	27,27,27,27	0
55	MG	XA	1672	1/1	0.99	0.03	32,32,32,32	0
55	MG	YA	3097	1/1	0.99	0.03	7,7,7,7	0
55	MG	RA	3200	1/1	0.99	0.05	25,25,25,25	0
57	ZN	R6	101	1/1	0.99	0.03	71,71,71,71	0
57	ZN	R9	101	1/1	0.99	0.06	65,65,65,65	0
55	MG	YA	3131	1/1	0.99	0.06	9,9,9,9	0
55	MG	YA	3040	1/1	0.99	0.14	7,7,7,7	0
55	MG	YA	3115	1/1	0.99	0.03	8,8,8,8	0
55	MG	YA	3100	1/1	0.99	0.05	3,3,3,3	0
57	ZN	Y6	101	1/1	0.99	0.03	55,55,55,55	0
55	MG	YA	3382	1/1	0.99	0.07	4,4,4,4	0
55	MG	RA	3012	1/1	1.00	0.06	1,1,1,1	0
55	MG	RA	3371	1/1	1.00	0.03	3,3,3,3	0
55	MG	YA	3024	1/1	1.00	0.05	8,8,8,8	0
55	MG	YA	3025	1/1	1.00	0.11	7,7,7,7	0
55	MG	YA	3038	1/1	1.00	0.03	7,7,7,7	0

6.5 Other polymers (i)

There are no such residues in this entry.