Full wwPDB X-ray Structure Validation Report (i)

Aug 4, 2026 – 03:55 AM EDT

PDB ID	:	5EXR / pdb_00005exr
Title	:	Crystal structure of human primosome
Authors	:	Tahirov, T.H.; Baranovskiy, A.G.; Babayeva, N.D.
Deposited on	:	2015-11-24
Resolution	:	3.60 Å(reported)

This is a Full wwPDB X-ray Structure Validation Report for a publicly released PDB entry.

We welcome your comments at *validation@mail.wwpdb.org*
A user guide is available at
https://www.wwpdb.org/validation/2017/XrayValidationReportHelp
with specific help available everywhere you see the (i) symbol.

The types of validation reports are described at
http://www.wwpdb.org/validation/2017/FAQs#types.

The following versions of software and data (see references (i)) were used in the production of this report:

MolProbity	:	4-5-2 with Phenix2.0
Mogul	:	2022.3.0, CSD as543be (2022)
Xtriage (Phenix)	:	2.0
EDS	:	3.0
Percentile statistics	:	20250101.v01 (using entries in the PDB archive January 1st 2025)
CCP4	:	9.0.015 (Gargrove)
Density-Fitness	:	1.0.12
Ideal geometry (proteins)	:	Engh & Huber (2001)
Ideal geometry (DNA, RNA)	:	Parkinson et al. (1996)
Validation Pipeline (wwPDB-VP)	:	2.50

1 Overall quality at a glance (i)

The following experimental techniques were used to determine the structure:
X-RAY DIFFRACTION

The reported resolution of this entry is 3.60 Å.

Percentile scores (ranging between 0-100) for global validation metrics of the entry are shown in the following graphic. The table shows the number of entries on which the scores are based.

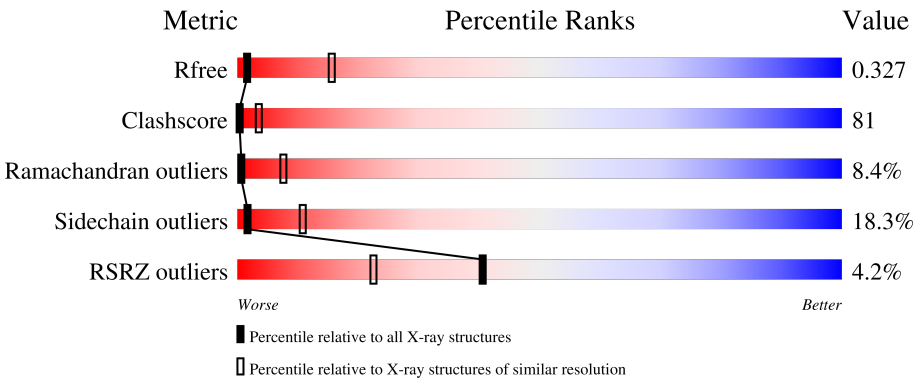

Metric	Whole archive (#Entries)	Similar resolution (#Entries, resolution range(Å))
R_{free}	180053	1747 (3.70-3.50)
Clashscore	190562	1827 (3.70-3.50)
Ramachandran outliers	187476	1773 (3.70-3.50)
Sidechain outliers	187428	1772 (3.70-3.50)
RSRZ outliers	180081	1745 (3.70-3.50)

The table below summarises the geometric issues observed across the polymeric chains and their fit to the electron density. The red, orange, yellow and green segments of the lower bar indicate the fraction of residues that contain outliers for >=3, 2, 1 and 0 types of geometric quality criteria respectively. A grey segment represents the fraction of residues that are not modelled. The numeric value for each fraction is indicated below the corresponding segment, with a dot representing fractions <=5% The upper red bar (where present) indicates the fraction of residues that have poor fit to the electron density. The numeric value is given above the bar.

Mol	Chain	Length	Quality of chain
1	A	420	21% 18% 60% 15% 7%
1	E	420	6% 21% 60% 11% • 7%
2	B	509	3% 17% 44% 21% • 15%
2	F	509	5% 15% 44% 23% • 15%
3	C	1128	% 18% 51% 22% • 6%

Continued on next page...

Continued from previous page...

Mol	Chain	Length	Quality of chain
3	G	1128	2% 18% 50% 22% 6%
4	D	597	% 18% 38% 16% 26%
4	H	597	% 17% 39% 16% 26%

The following table lists non-polymeric compounds, carbohydrate monomers and non-standard residues in protein, DNA, RNA chains that are outliers for geometric or electron-density-fit criteria:

Mol	Type	Chain	Res	Chirality	Geometry	Clashes	Electron density
6	SF4	B	601	-	-	X	-

2 Entry composition (i)

There are 6 unique types of molecules in this entry. The entry contains 37658 atoms, of which 0 are hydrogens and 0 are deuteriums.

In the tables below, the ZeroOcc column contains the number of atoms modelled with zero occupancy, the AltConf column contains the number of residues with at least one atom in alternate conformation and the Trace column contains the number of residues modelled with at most 2 atoms.

- Molecule 1 is a protein called DNA primase small subunit.

Mol	Chain	Residues	Atoms					ZeroOcc	AltConf	Trace
			Total	C	N	O	S			
1	A	389	3261	2099	564	583	15	0	0	0
1	E	389	3261	2099	564	583	15	0	0	0

- Molecule 2 is a protein called DNA primase large subunit.

Mol	Chain	Residues	Atoms					ZeroOcc	AltConf	Trace
			Total	C	N	O	S			
2	B	434	3562	2280	616	653	13	0	0	0
2	F	434	3562	2280	616	653	13	0	0	0

- Molecule 3 is a protein called DNA polymerase alpha catalytic subunit.

Mol	Chain	Residues	Atoms					ZeroOcc	AltConf	Trace
			Total	C	N	O	S			
3	C	1057	8544	5477	1433	1578	56	0	0	0
3	G	1057	8544	5477	1433	1578	56	0	0	0

There are 2 discrepancies between the modelled and reference sequences:

Chain	Residue	Modelled	Actual	Comment	Reference
C	516	ALA	VAL	engineered mutation	UNP P09884
G	516	ALA	VAL	engineered mutation	UNP P09884

- Molecule 4 is a protein called DNA polymerase alpha subunit B.

Mol	Chain	Residues	Atoms					ZeroOcc	AltConf	Trace
			Total	C	N	O	S			
4	D	444	3451	2194	576	666	15	0	0	0

Continued on next page...

Continued from previous page...

Mol	Chain	Residues	Atoms					ZeroOcc	AltConf	Trace
			Total	C	N	O	S			
4	H	444	3451	2194	576	666	15	0	0	0

- Molecule 5 is ZINC ION (CCD ID: ZN) (formula: Zn).

Mol	Chain	Residues	Atoms		ZeroOcc	AltConf
			Total	Zn		
5	A	1	1	1	0	0
5	C	2	2	2	0	0
5	E	1	1	1	0	0
5	G	2	2	2	0	0

- Molecule 6 is IRON/SULFUR CLUSTER (CCD ID: SF4) (formula: Fe_4S_4).

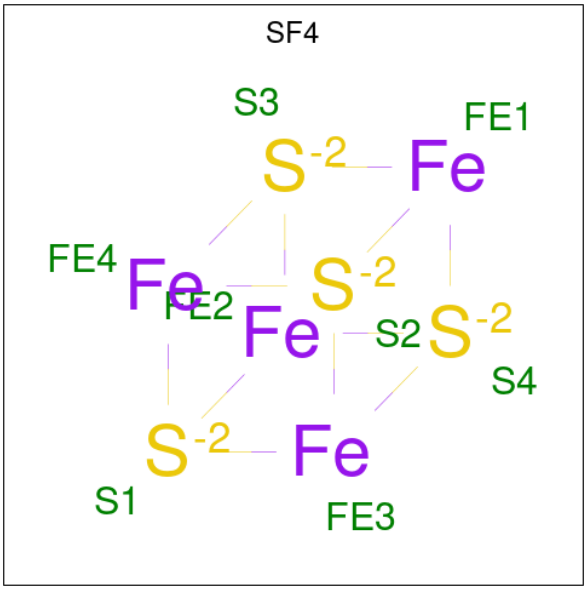

Mol	Chain	Residues	Atoms			ZeroOcc	AltConf
			Total	Fe	S		
6	B	1	8	4	4	0	0
6	F	1	8	4	4	0	0

3 Residue-property plots (i)

These plots are drawn for all protein, RNA, DNA and oligosaccharide chains in the entry. The first graphic for a chain summarises the proportions of the various outlier classes displayed in the second graphic. The second graphic shows the sequence view annotated by issues in geometry and electron density. Residues are color-coded according to the number of geometric quality criteria for which they contain at least one outlier: green = 0, yellow = 1, orange = 2 and red = 3 or more. A red dot above a residue indicates a poor fit to the electron density (RSRZ > 2). Stretches of 2 or more consecutive residues without any outlier are shown as a green connector. Residues present in the sample, but not in the model, are shown in grey.

• Molecule 1: DNA primase small subunit

Chain A:

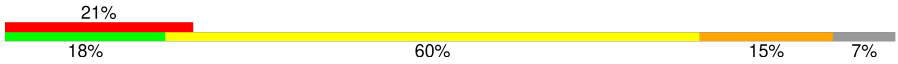

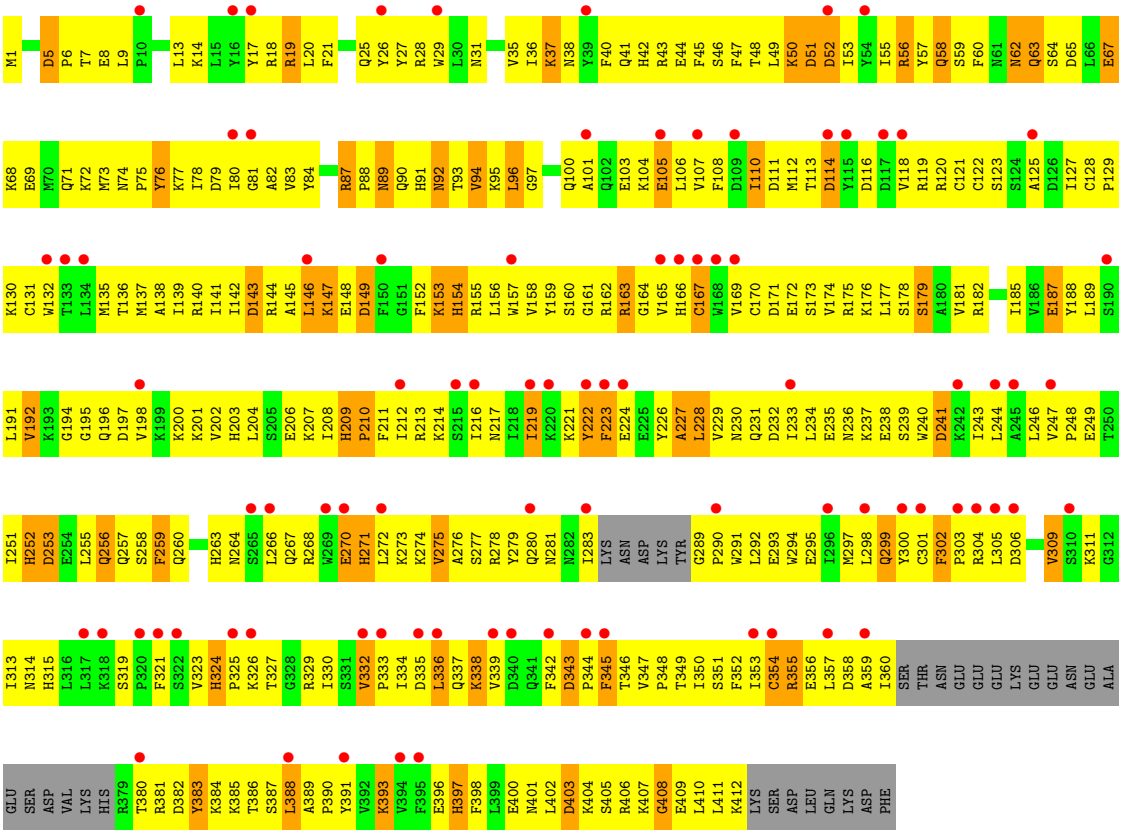

• Molecule 1: DNA primase small subunit

Chain E:

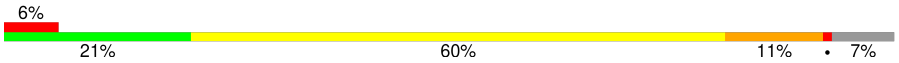

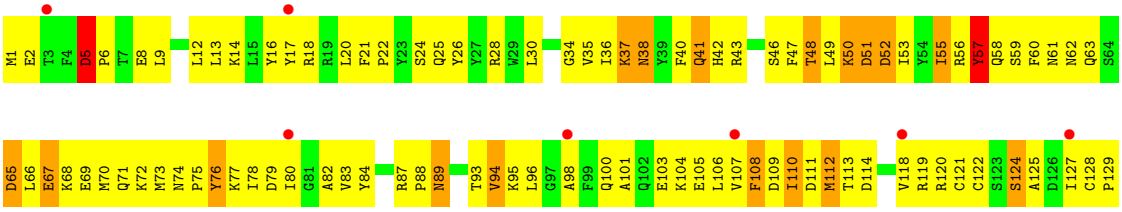

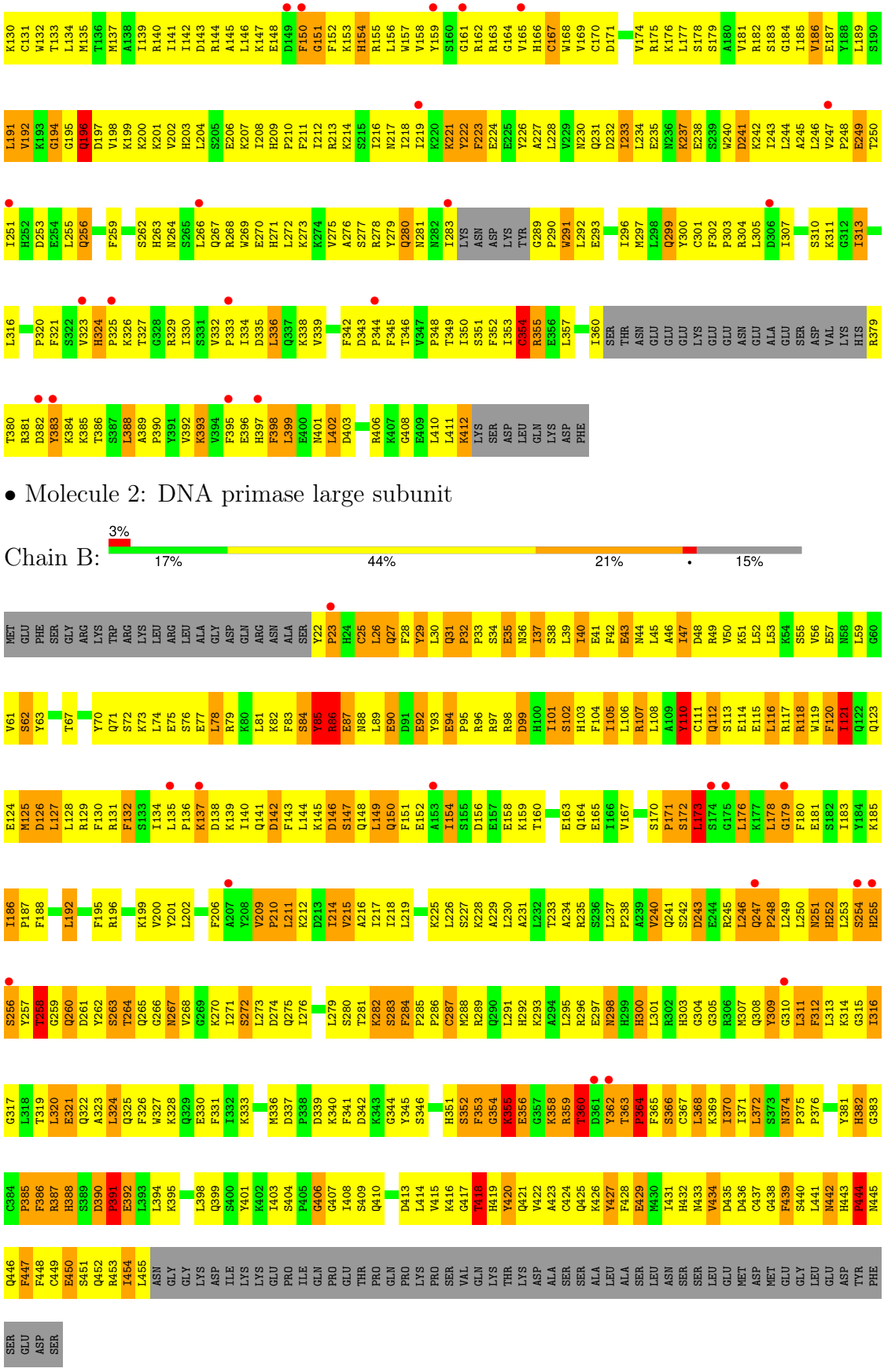

- Molecule 2: DNA primase large subunit

Chain B:

• Molecule 2: DNA primase large subunit

Chain F:

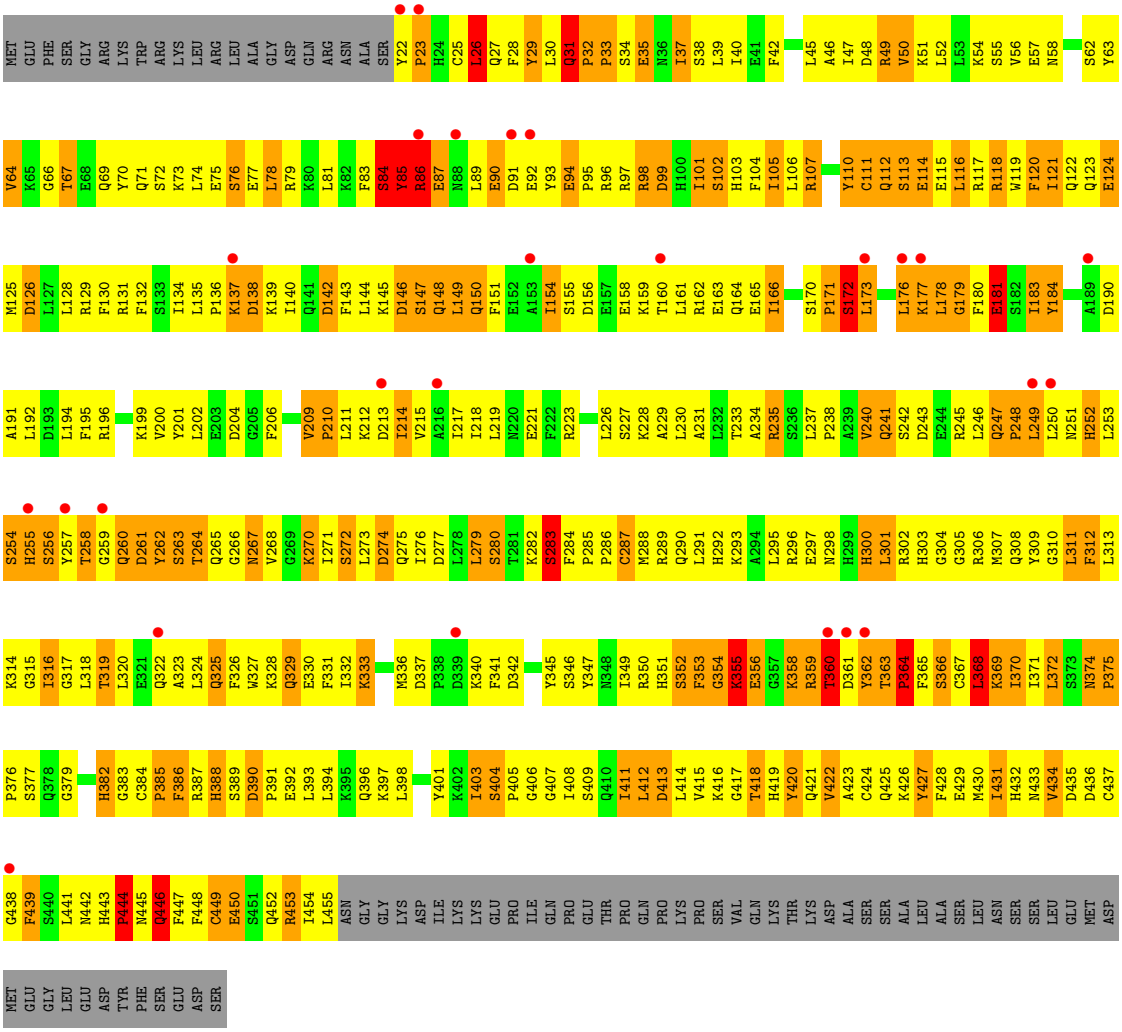

• Molecule 3: DNA polymerase alpha catalytic subunit

Chain C:

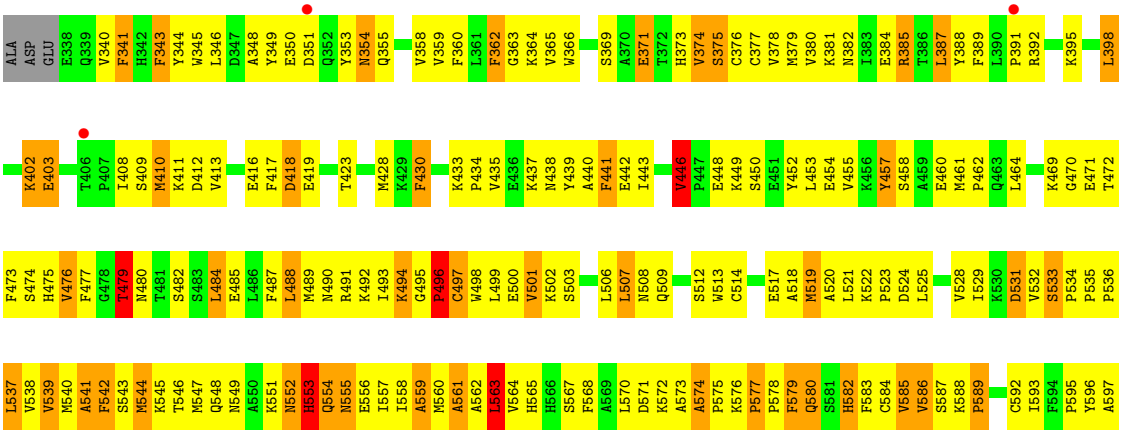

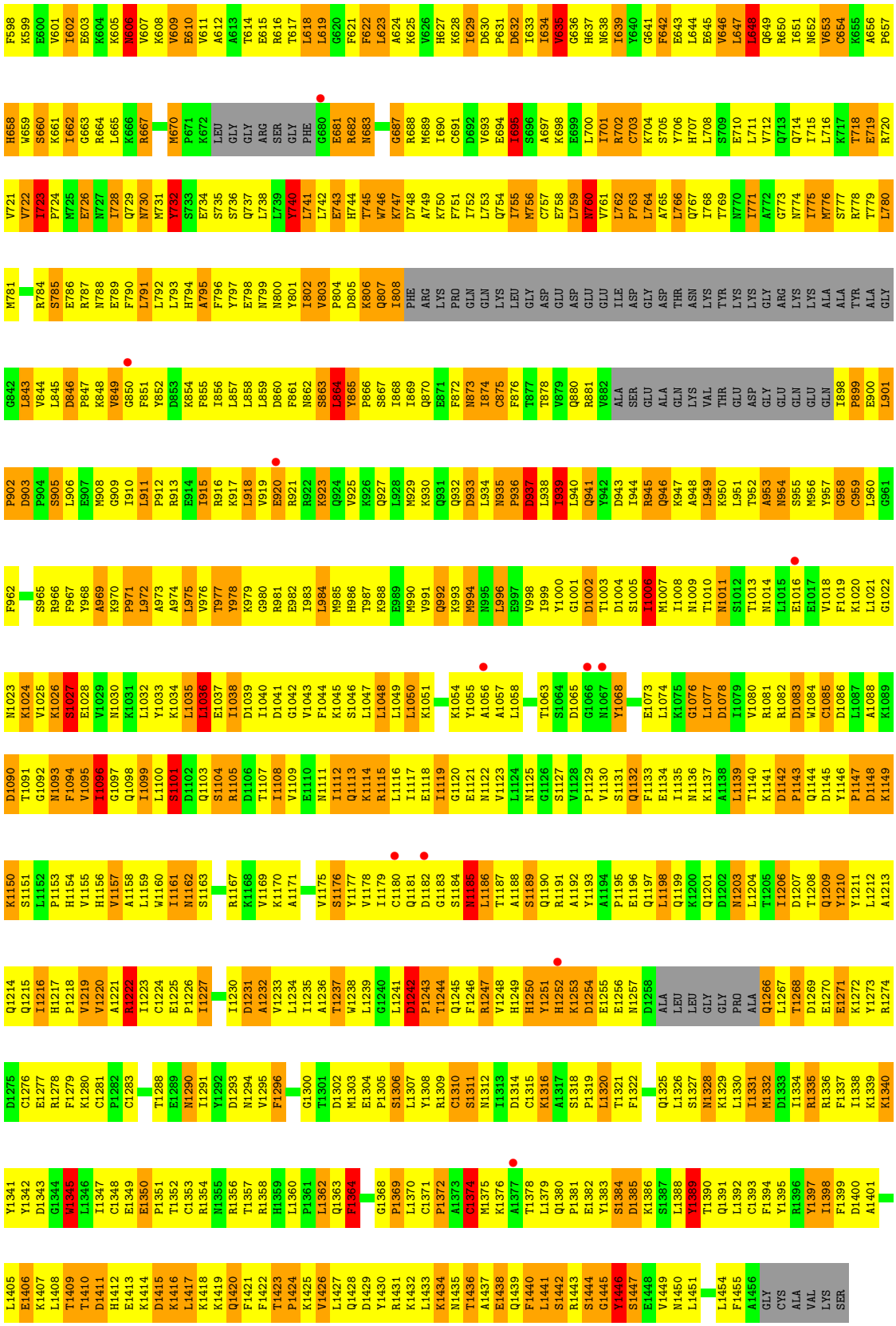

- Molecule 3: DNA polymerase alpha catalytic subunit

Chain G:

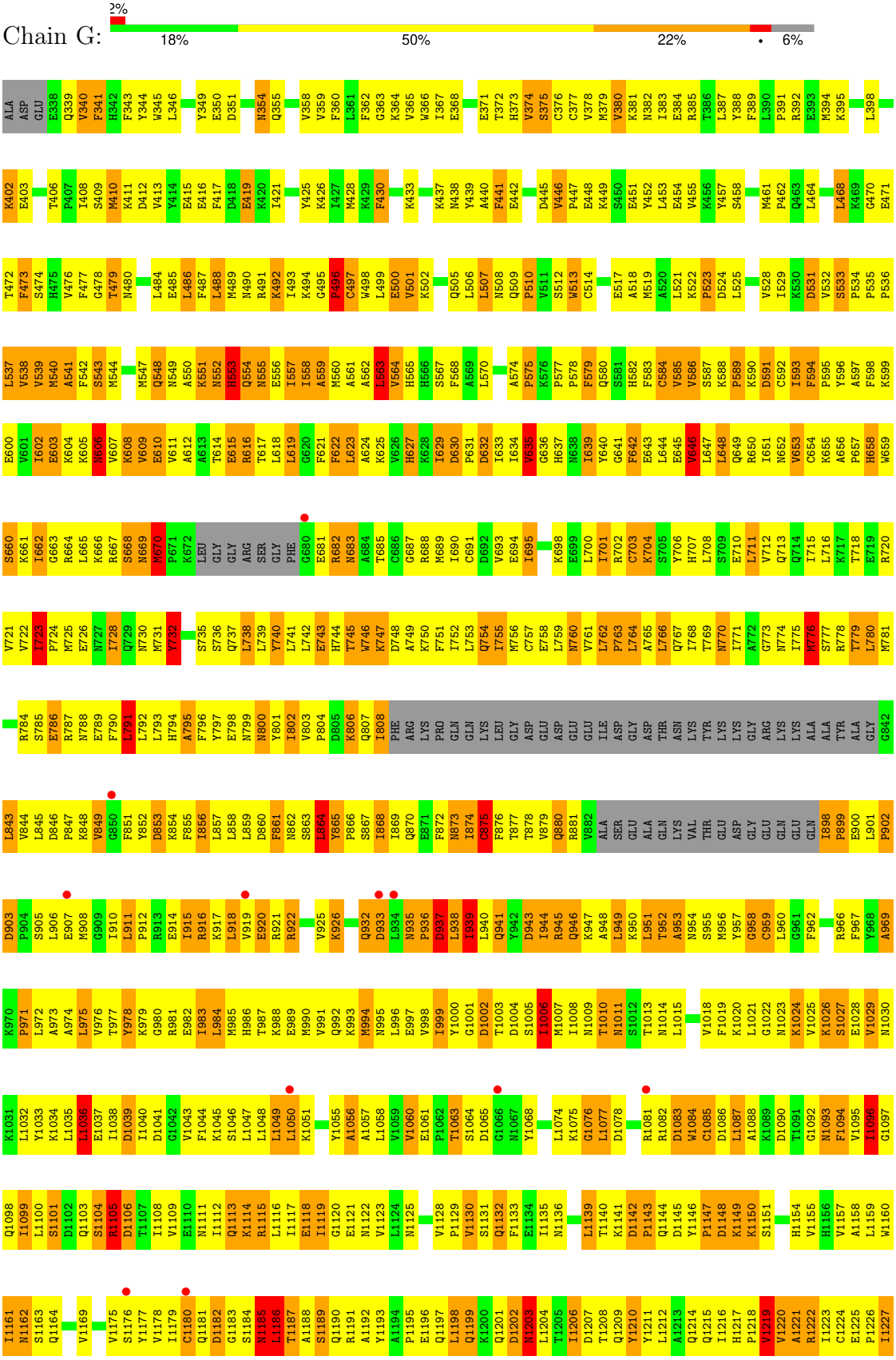

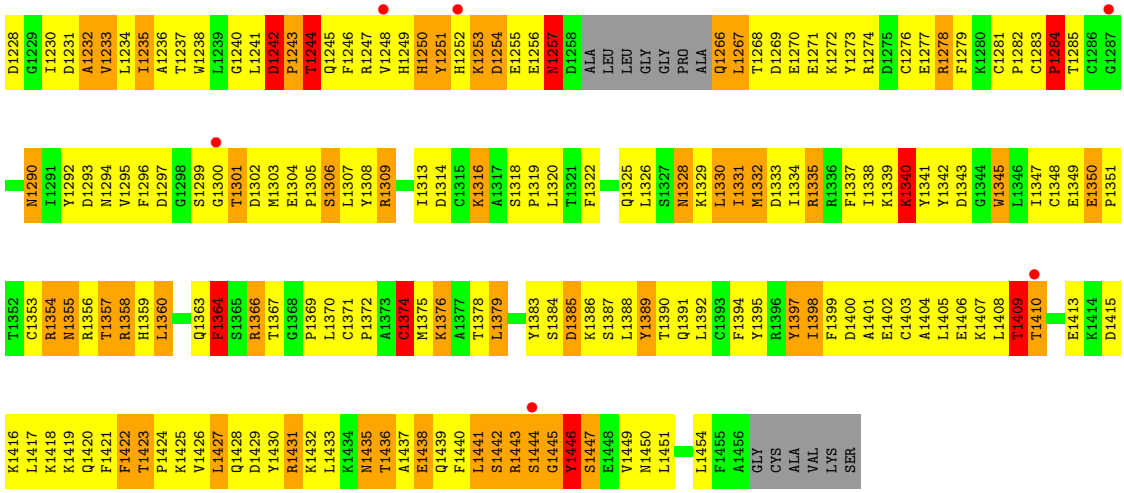

• Molecule 4: DNA polymerase alpha subunit B

Chain D:

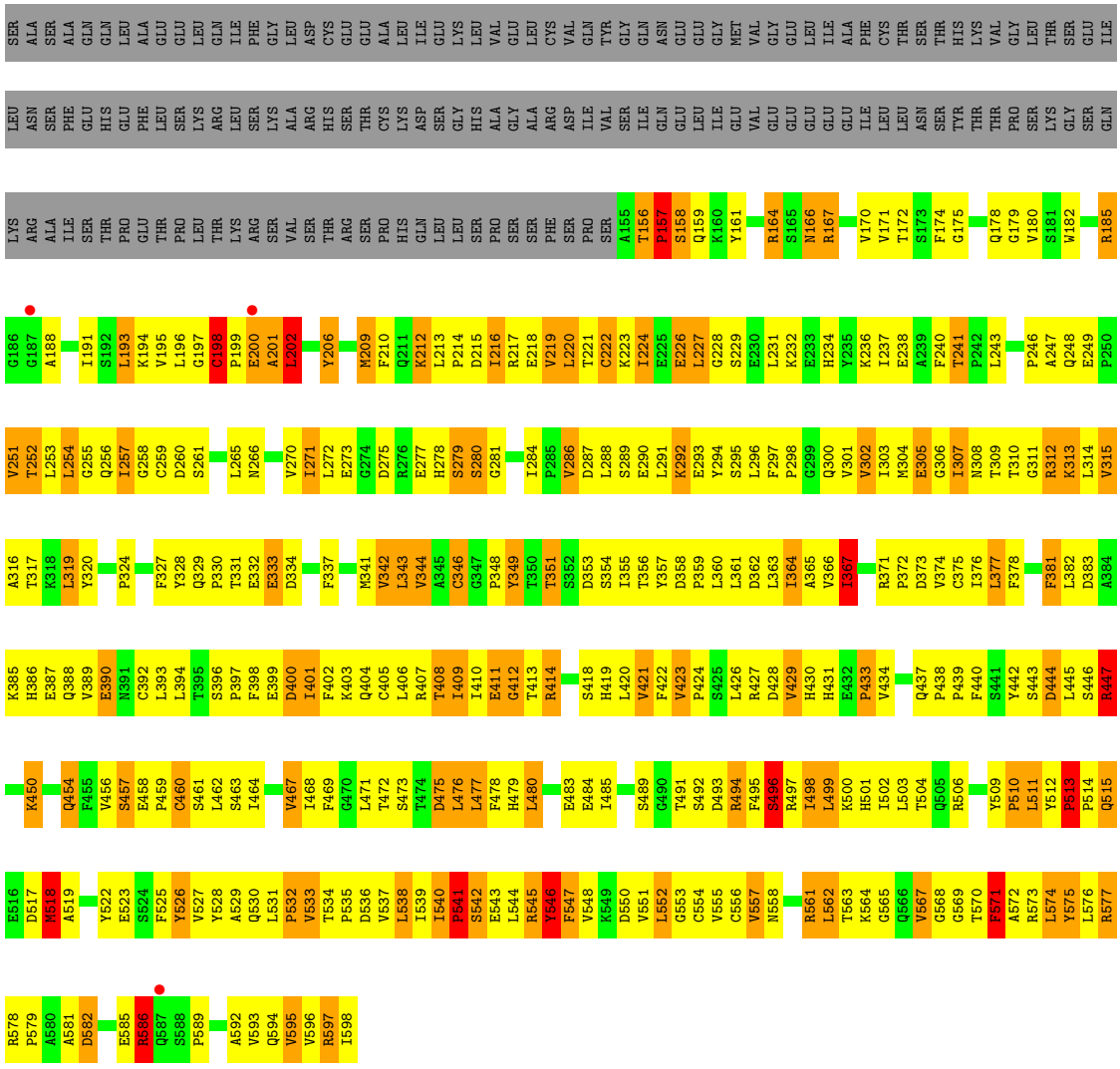

• Molecule 4: DNA polymerase alpha subunit B

Chain H:

%
17%
39%
16%
26%

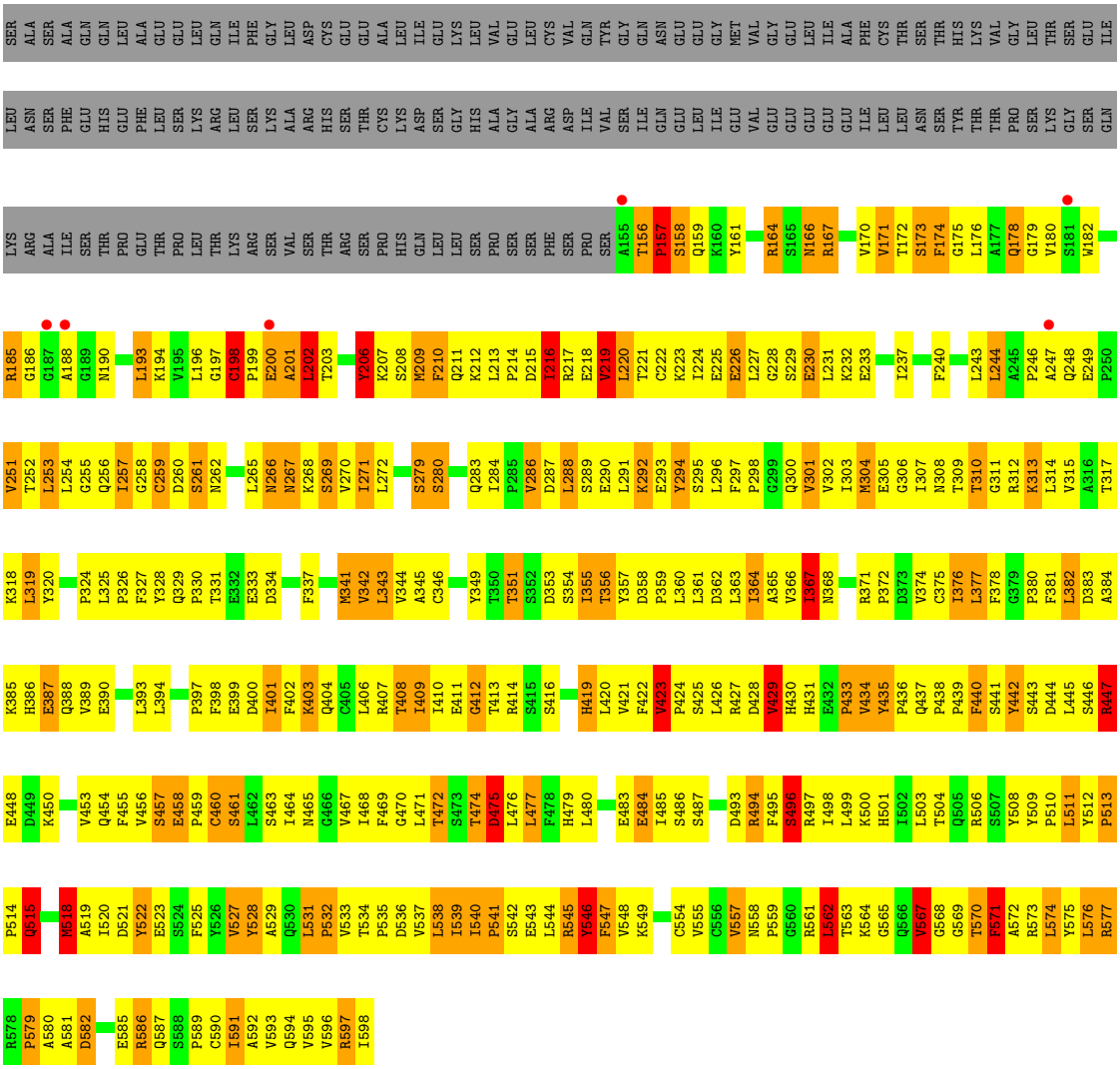
SER ALA SER ALA GLN GLN LEU ALA GLU GLU LEU GLN ILE PHE GLY LEU ASP CYS GLU GLU ALA LEU ILE GLU LYS LEU VAL GLU LEU CYS VAL GLN TYR GLY GLN ASN GLU GLU GLY MET VAL GLY GLU LEU ILE ALA PHE CYS THR SER THR HIS LYS VAL GLY LEU THR SER GLU ILE
LEU ASN SER PHE GLU HIS GLU PHE LEU SER LYS ARG LEU SER LYS ALA ARG HIS SER THR CYS LYS ASP SER GLY HIS ALA GLY ALA ARG ASP ILE VAL SER ILE GLN GLU LEU ILE GLU VAL GLU GLU GLU GLU GLU ILE LEU LEU ASN SER TYR THR THR PRO SER LYS GLY SER GLN
LYS ARG ALA ILE SER THR PRO GLU THR PRO LEU THR LYS ARG SER VAL SER THR ARG SER PRO HIS GLN LEU LEU SER PRO SER SER PHE SER PRO SER A155 T156 P157 S158 Q159 K160 Y161 R164 S165 N166 R167 V170 V171 T172 S173 F174 G175 L176 A177 Q178 G179 V180 S181 W182
R185 G186 G187 A188 G189 N190 L193 K194 V195 L196 G197 C198 P199 E200 A201 L202 T203 Y206 K207 S208 M209 F210 Q211 K212 L213 P214 D215 I216 R217 E218 V219 L220 T221 C222 K223 I224 E225 E226 L227 G228 S229 E230 L231 K232 E233 I237 F240 L243 L244 A245 P246 A247 Q248 E249 P250
V251 T252 L253 L254 G255 Q256 I257 G258 C259 D260 S261 N262 L265 N266 N267 K268 S269 V270 I271 L272 S279 S280 Q283 I284 P285 V286 D287 L288 S289 E290 L291 K292 E293 Y294 S295 L296 F297 P298 G299 Q300 V301 V302 I303 M304 E305 G306 I307 N308 T309 T310 G311 R312 K313 L314 V315 A316 T317
K318 L319 Y320 P324 L325 P326 F327 Y328 Q329 P330 T331 E332 E333 D334 F337 M341 V342 L343 V344 A345 C346 Y349 T350 T351 S352 D353 S354 I355 T356 Y357 D358 P359 L360 L361 D362 L363 I364 A365 V366 I367 N368 R371 P372 D373 V374 C375 I376 L377 F378 G379 P380 F381 L382 D383 A384
K385 H386 E387 Q388 V389 E390 L393 L394 P397 F398 E399 D400 I401 F402 K403 Q404 C405 L406 R407 T408 I409 I410 E411 G412 T413 R414 S415 S416 H419 L420 V421 F422 V423 P424 S425 L426 R427 D428 V429 H430 H431 E432 P433 V434 Y435 P436 Q437 P438 P439 F440 S441 Y442 S443 D444 L445 S446 R447
E448 D449 K450 V453 Q454 F455 V456 S457 E458 P459 C460 S461 L462 S463 I464 N465 C466 V467 L468 F469 G470 L471 T472 S473 T474 D475 L476 L477 F478 H479 L480 E483 E484 I485 S486 S487 D493 R494 F495 S496 R497 I498 L499 K500 H501 I502 L503 T504 Q505 R506 S507 Y508 Y509 P510 L511 Y512 P513
P514 Q515 M518 A519 I520 D521 Y522 E523 S524 P525 Y526 V527 Y528 A529 Q530 L531 P532 V533 T534 P535 D536 V537 L538 I539 I540 P541 S542 E543 L544 R545 Y546 F547 V548 K549 C554 V555 C556 V557 N558 P559 G560 R561 I562 T563 K564 G565 Q566 V567 G568 G569 T570 F571 A572 R573 L574 Y575 L576 R577
R578 P579 A580 A581 D582 E585 R586 Q587 S588 P589 C590 I591 A592 V593 Q594 V595 V596 R597 I598

4 Data and refinement statistics (i)

Property	Value	Source
Space group	P 1 21 1	Depositor
Cell constants a, b, c, α, β, γ	113.10Å 210.16Å 172.56Å 90.00° 93.56° 90.00°	Depositor
Resolution (Å)	39.94 – 3.60 39.94 – 3.60	Depositor EDS
% Data completeness (in resolution range)	68.9 (39.94-3.60) 79.0 (39.94-3.60)	Depositor EDS
R_{merge}	0.06	Depositor
R_{sym}	(Not available)	Depositor
$< I/\sigma(I) >$ [1]	1.36 (at 3.33Å)	Xtriage
Refinement program	CNS 1.1	Depositor
R, R_{free}	0.268 , 0.326 0.276 , 0.327	Depositor DCC
R_{free} test set	4621 reflections (5.01%)	wwPDB-VP
Wilson B-factor (Å^2)	78.1	Xtriage
Anisotropy	0.047	Xtriage
Bulk solvent k_{sol}(e/Å^3), B_{sol}(Å^2)	0.32 , 134.4	EDS
L-test for twinning[2]	$< \|L\| > = 0.42$, $< L^2 > = 0.24$	Xtriage
Estimated twinning fraction	No twinning to report.	Xtriage
F_o,F_c correlation	0.87	EDS
Total number of atoms	37658	wwPDB-VP
Average B, all atoms (Å^2)	61.0	wwPDB-VP

Xtriage's analysis on translational NCS is as follows: *The analyses of the Patterson function reveals a significant off-origin peak that is 44.59 % of the origin peak, indicating pseudo-translational symmetry. The chance of finding a peak of this or larger height randomly in a structure without pseudo-translational symmetry is equal to 1.4935e-04. The detected translational NCS is most likely also responsible for the elevated intensity ratio.*

[1]Intensities estimated from amplitudes.

[2]Theoretical values of $< |L| >$, $< L^2 >$ for acentric reflections are 0.5, 0.333 respectively for untwinned datasets, and 0.375, 0.2 for perfectly twinned datasets.

5 Model quality (i)

5.1 Standard geometry (i)

Bond lengths and bond angles in the following residue types are not validated in this section: ZN, SF4

The Z score for a bond length (or angle) is the number of standard deviations the observed value is removed from the expected value. A bond length (or angle) with $|Z| > 5$ is considered an outlier worth inspection. RMSZ is the root-mean-square of all Z scores of the bond lengths (or angles).

Mol	Chain	Bond lengths		Bond angles	
		RMSZ	$\#\|Z\|>5$	RMSZ	$\#\|Z\|>5$
1	A	0.59	0/3343	1.18	42/4508 (0.9%)
1	E	0.53	0/3343	1.10	27/4508 (0.6%)
2	B	0.67	0/3646	1.22	38/4908 (0.8%)
2	F	0.67	0/3646	1.21	41/4908 (0.8%)
3	C	0.69	1/8724 (0.0%)	1.25	91/11788 (0.8%)
3	G	0.69	3/8724 (0.0%)	1.25	95/11788 (0.8%)
4	D	0.73	0/3529	1.26	35/4795 (0.7%)
4	H	0.73	1/3529 (0.0%)	1.27	33/4795 (0.7%)
All	All	0.67	5/38484 (0.0%)	1.23	402/51998 (0.8%)

Chiral center outliers are detected by calculating the chiral volume of a chiral center and verifying if the center is modelled as a planar moiety or with the opposite hand.A planarity outlier is detected by checking planarity of atoms in a peptide group, atoms in a mainchain group or atoms of a sidechain that are expected to be planar.

Mol	Chain	#Chirality outliers	#Planarity outliers
2	B	0	2
2	F	0	1
3	C	0	1
3	G	0	1
4	D	0	1
4	H	0	1
All	All	0	7

All (5) bond length outliers are listed below:

Mol	Chain	Res	Type	Atoms	Z	Observed(Å)	Ideal(Å)
3	G	1235	ILE	CA-CB	-5.81	1.47	1.54
3	G	538	VAL	CA-CB	-5.29	1.47	1.53
3	G	1233	VAL	CA-CB	-5.20	1.48	1.54
4	H	356	THR	CA-CB	-5.03	1.45	1.53

Continued on next page...

Continued from previous page...

Mol	Chain	Res	Type	Atoms	Z	Observed(Å)	Ideal(Å)
3	C	561	ALA	CA-C	-5.02	1.49	1.53

All (402) bond angle outliers are listed below:

Mol	Chain	Res	Type	Atoms	Z	Observed(^{o})	Ideal(^{o})
4	H	513	PRO	CA-C-N	15.72	135.48	119.76
4	H	513	PRO	C-N-CA	15.72	135.48	119.76
4	D	513	PRO	CA-C-N	15.05	134.81	119.76
4	D	513	PRO	C-N-CA	15.05	134.81	119.76
3	C	1447	SER	N-CA-C	-14.62	94.76	112.89
3	G	1447	SER	N-CA-C	-14.52	94.88	112.89
3	C	441	PHE	N-CA-C	13.37	121.58	108.75
3	G	441	PHE	N-CA-C	12.39	120.64	108.75
3	C	609	VAL	N-CA-C	12.22	119.29	106.21
3	G	609	VAL	N-CA-C	11.50	118.51	106.21
3	C	937	ASP	N-CA-C	-11.47	99.10	113.55
2	B	31	GLN	CA-C-N	11.20	131.92	120.38
2	B	31	GLN	C-N-CA	11.20	131.92	120.38
3	G	937	ASP	N-CA-C	-10.97	100.39	113.88
2	F	31	GLN	CA-C-N	10.93	131.64	120.38
2	F	31	GLN	C-N-CA	10.93	131.64	120.38
3	G	1335	ARG	N-CA-C	-10.76	99.52	111.14
3	C	1335	ARG	N-CA-C	-10.68	99.61	111.14
3	C	629	ILE	N-CA-C	-10.46	99.95	110.62
3	C	939	ILE	N-CA-C	-10.41	100.63	110.42
3	G	939	ILE	N-CA-C	-10.40	100.64	110.42
1	E	281	ASN	N-CA-C	9.95	121.72	111.07
2	B	107	ARG	N-CA-C	-9.92	101.67	113.88
2	F	256	SER	N-CA-C	-9.92	101.30	113.41
3	C	577	PRO	CA-C-N	9.90	129.52	119.82
3	C	577	PRO	C-N-CA	9.90	129.52	119.82
2	B	256	SER	N-CA-C	-9.82	101.43	113.41
3	C	1013	THR	N-CA-C	-9.77	101.70	114.31
3	G	577	PRO	CA-C-N	9.36	129.00	119.82
3	G	577	PRO	C-N-CA	9.36	129.00	119.82
3	G	629	ILE	N-CA-C	-9.29	101.15	110.62
3	G	915	ILE	N-CA-C	-9.27	101.81	113.22
2	F	107	ARG	N-CA-C	-9.25	102.50	113.88
3	G	1065	ASP	N-CA-C	9.24	124.19	111.17
3	G	1013	THR	N-CA-C	-9.22	102.41	114.31
3	G	1253	LYS	N-CA-C	9.15	121.19	111.03
3	C	915	ILE	N-CA-C	-9.12	102.01	113.22

Continued on next page...

Continued from previous page...

Mol	Chain	Res	Type	Atoms	Z	Observed(^{o})	Ideal(^{o})
3	C	1065	ASP	N-CA-C	9.09	123.98	111.17
2	F	126	ASP	N-CA-C	-9.04	101.68	112.89
2	B	126	ASP	N-CA-C	-8.97	101.76	112.89
2	F	388	HIS	N-CA-C	8.85	121.01	111.36
3	C	1253	LYS	N-CA-C	8.71	120.70	111.03
3	G	723	ILE	CA-C-N	8.65	128.41	119.76
3	G	723	ILE	C-N-CA	8.65	128.41	119.76
3	G	552	ASN	N-CA-C	8.64	123.36	108.76
4	D	582	ASP	N-CA-C	8.62	123.28	110.52
3	C	552	ASN	N-CA-C	8.52	123.76	108.69
2	B	388	HIS	N-CA-C	8.50	121.68	111.82
3	C	1183	GLY	N-CA-C	-8.48	102.01	115.08
4	H	582	ASP	N-CA-C	8.44	123.02	110.52
3	G	1183	GLY	N-CA-C	-8.40	102.14	115.08
1	A	5	ASP	CA-C-N	8.39	130.32	119.84
1	A	5	ASP	C-N-CA	8.39	130.32	119.84
2	F	333	LYS	N-CA-C	-8.38	102.50	112.89
3	C	933	ASP	N-CA-C	-8.36	99.81	111.52
3	G	933	ASP	N-CA-C	-8.34	99.84	111.52
3	C	723	ILE	CA-C-N	8.33	128.09	119.76
3	C	723	ILE	C-N-CA	8.33	128.09	119.76
4	H	180	VAL	N-CA-C	-8.32	105.03	113.10
1	A	383	TYR	N-CA-C	-8.29	102.21	111.82
3	G	1142	ASP	CA-C-N	8.13	130.00	119.84
3	G	1142	ASP	C-N-CA	8.13	130.00	119.84
3	C	574	ALA	CA-C-N	8.09	128.12	119.78
3	C	574	ALA	C-N-CA	8.09	128.12	119.78
3	G	1101	SER	N-CA-C	-8.03	100.17	110.53
3	G	553	HIS	N-CA-C	7.99	127.82	110.80
4	D	180	VAL	N-CA-C	-7.89	105.45	113.10
3	C	553	HIS	N-CA-C	7.87	127.56	110.80
3	G	1350	GLU	CA-C-N	7.85	128.57	119.47
3	G	1350	GLU	C-N-CA	7.85	128.57	119.47
3	C	531	ASP	N-CA-C	7.79	121.50	110.68
3	G	574	ALA	CA-C-N	7.78	127.79	119.78
3	G	574	ALA	C-N-CA	7.78	127.79	119.78
3	C	1101	SER	N-CA-C	-7.77	100.51	110.53
2	F	272	SER	N-CA-C	-7.72	100.57	110.53
4	D	216	ILE	N-CA-C	-7.66	102.32	110.36
4	H	567	VAL	N-CA-C	7.64	119.95	108.80
4	H	381	PHE	N-CA-C	-7.59	102.14	111.40
2	F	150	GLN	N-CA-C	7.56	120.74	108.41

Continued on next page...

Continued from previous page...

Mol	Chain	Res	Type	Atoms	Z	Observed(^{o})	Ideal(^{o})
3	G	531	ASP	N-CA-C	7.56	121.19	110.68
2	F	355	LYS	N-CA-C	7.52	126.82	110.80
3	C	1142	ASP	CA-C-N	7.51	129.23	119.84
3	C	1142	ASP	C-N-CA	7.51	129.23	119.84
3	C	509	GLN	CA-C-N	7.51	127.55	119.89
3	C	509	GLN	C-N-CA	7.51	127.55	119.89
2	B	272	SER	N-CA-C	-7.50	100.85	110.53
3	C	442	GLU	N-CA-C	7.50	121.04	112.57
2	B	150	GLN	N-CA-C	7.47	120.59	108.41
2	B	333	LYS	N-CA-C	-7.47	103.62	112.89
1	A	309	VAL	N-CA-C	7.44	117.52	110.53
3	C	802	ILE	N-CA-C	-7.42	101.82	110.21
3	C	1350	GLU	CA-C-N	7.37	128.02	119.47
3	C	1350	GLU	C-N-CA	7.37	128.02	119.47
4	D	567	VAL	N-CA-C	7.35	119.53	108.80
3	G	1257	ASN	N-CA-C	-7.32	103.35	112.72
1	E	354	CYS	N-CA-C	-7.32	104.33	113.18
3	C	1113	GLN	N-CA-C	-7.31	103.00	110.97
3	C	554	GLN	N-CA-C	7.31	120.81	110.50
3	C	1257	ASN	N-CA-C	-7.30	103.37	112.72
4	H	343	LEU	N-CA-C	-7.29	100.02	110.59
1	A	130	LYS	N-CA-C	7.27	121.25	112.38
3	G	554	GLN	N-CA-C	7.27	120.75	110.50
4	D	343	LEU	N-CA-C	-7.26	100.06	110.59
3	C	563	LEU	N-CA-C	-7.23	98.03	109.23
2	B	355	LYS	N-CA-C	7.22	126.19	110.80
2	B	316	ILE	N-CA-C	-7.18	103.31	113.07
4	D	423	VAL	CA-C-N	7.17	127.60	119.92
4	D	423	VAL	C-N-CA	7.17	127.60	119.92
2	F	316	ILE	N-CA-C	-7.08	103.44	113.07
3	G	635	VAL	N-CA-C	7.07	118.04	107.51
3	G	442	GLU	N-CA-C	7.04	121.56	112.26
3	C	658	HIS	N-CA-C	7.04	121.62	111.56
1	A	380	THR	N-CA-C	7.03	120.58	110.10
3	G	1113	GLN	N-CA-C	-7.03	103.31	110.97
1	E	5	ASP	CA-C-N	7.02	128.62	119.84
1	E	5	ASP	C-N-CA	7.02	128.62	119.84
4	D	409	ILE	N-CA-C	7.02	117.81	110.72
4	D	460	CYS	N-CA-C	6.97	119.45	108.79
2	B	406	GLY	N-CA-C	-6.97	103.41	113.86
4	D	381	PHE	N-CA-C	-6.97	102.90	111.40
3	G	658	HIS	N-CA-C	6.96	121.51	111.56

Continued on next page...

Continued from previous page...

Mol	Chain	Res	Type	Atoms	Z	Observed(^{o})	Ideal(^{o})
2	B	420	TYR	N-CA-C	6.91	122.69	111.37
1	A	281	ASN	N-CA-C	6.89	119.43	111.02
3	G	563	LEU	N-CA-C	-6.85	98.61	109.23
3	G	632	ASP	N-CA-C	-6.85	104.92	113.55
1	E	398	PHE	N-CA-C	-6.83	103.29	111.69
2	B	366	SER	N-CA-C	-6.79	101.77	110.53
4	H	557	VAL	N-CA-C	6.77	117.58	108.11
2	F	366	SER	N-CA-C	-6.76	101.81	110.53
4	H	409	ILE	N-CA-C	6.74	117.53	110.72
4	H	423	VAL	CA-C-N	6.69	127.08	119.92
4	H	423	VAL	C-N-CA	6.69	127.08	119.92
3	G	630	ASP	CA-C-N	-6.69	113.79	120.21
3	G	630	ASP	C-N-CA	-6.69	113.79	120.21
3	G	509	GLN	CA-C-N	6.68	126.71	119.89
3	G	509	GLN	C-N-CA	6.68	126.71	119.89
2	F	420	TYR	N-CA-C	6.68	122.33	111.37
4	H	269	SER	N-CA-C	6.64	121.09	113.19
3	C	533	SER	CA-C-N	6.63	127.21	120.38
3	C	533	SER	C-N-CA	6.63	127.21	120.38
1	E	76	TYR	N-CA-C	-6.61	105.35	113.41
3	C	635	VAL	N-CA-C	6.60	117.63	107.99
3	G	732	TYR	N-CA-C	-6.60	104.98	113.16
2	F	374	ASN	CA-C-N	-6.59	113.59	120.38
2	F	374	ASN	C-N-CA	-6.59	113.59	120.38
3	C	732	TYR	N-CA-C	-6.56	105.03	113.16
1	A	92	ASN	N-CA-C	-6.53	104.25	111.82
2	B	258	THR	N-CA-C	6.53	118.98	110.43
1	E	380	THR	N-CA-C	6.50	119.80	110.24
2	B	32	PRO	N-CA-C	6.50	118.63	110.70
3	C	1442	SER	N-CA-C	6.48	118.93	111.02
3	G	1385	ASP	N-CA-C	-6.48	104.14	111.14
3	C	874	ILE	CB-CA-C	-6.46	102.89	110.91
4	H	434	VAL	N-CA-C	6.46	118.10	107.24
1	A	7	THR	N-CA-C	-6.44	105.72	113.97
3	C	542	PHE	N-CA-C	6.43	118.67	107.49
2	F	258	THR	N-CA-C	6.42	118.84	110.43
4	D	536	ASP	N-CA-C	-6.41	105.28	113.23
3	G	1442	SER	N-CA-C	6.39	118.81	111.02
3	C	1385	ASP	N-CA-C	-6.38	104.25	111.14
3	G	916	ARG	N-CA-C	-6.38	103.94	111.03
1	A	359	ALA	N-CA-C	-6.35	106.23	112.97
4	H	216	ILE	N-CA-C	-6.35	103.69	110.36

Continued on next page...

Continued from previous page...

Mol	Chain	Res	Type	Atoms	Z	Observed(^{o})	Ideal(^{o})
2	B	251	ASN	N-CA-C	6.35	119.50	111.69
4	H	536	ASP	N-CA-C	-6.35	105.02	112.89
2	B	116	LEU	N-CA-C	-6.32	104.27	112.68
3	C	632	ASP	N-CA-C	-6.32	106.10	113.88
2	F	453	ARG	N-CA-C	-6.32	104.39	111.28
3	G	1056	ALA	N-CA-C	-6.31	99.62	109.72
3	C	1076	GLY	N-CA-C	-6.30	105.99	115.32
2	B	374	ASN	CA-C-N	-6.29	113.90	120.38
2	B	374	ASN	C-N-CA	-6.29	113.90	120.38
3	C	920	GLU	N-CA-C	-6.29	104.31	112.23
2	F	251	ASN	N-CA-C	6.28	119.42	111.69
2	F	449	CYS	N-CA-C	6.27	117.78	111.07
1	E	383	TYR	N-CA-C	-6.25	105.13	112.89
1	E	336	LEU	N-CA-C	6.25	120.37	112.87
3	G	533	SER	CA-C-N	6.25	126.82	120.38
3	G	533	SER	C-N-CA	6.25	126.82	120.38
3	G	1252	HIS	N-CA-C	-6.25	97.49	110.80
2	F	85	TYR	CA-C-N	6.23	129.55	120.71
2	F	85	TYR	C-N-CA	6.23	129.55	120.71
4	H	460	CYS	N-CA-C	6.22	118.31	108.79
4	D	562	LEU	N-CA-C	-6.19	104.59	111.71
3	C	539	VAL	N-CA-C	6.19	118.71	109.17
1	E	263	HIS	N-CA-C	6.18	121.59	113.30
1	A	143	ASP	N-CA-C	-6.18	103.85	111.33
2	F	116	LEU	N-CA-C	-6.16	105.42	113.12
3	G	539	VAL	N-CA-C	6.14	118.63	109.17
3	C	1056	ALA	N-CA-C	-6.14	99.90	109.72
1	A	71	GLN	N-CA-C	-6.13	105.84	113.38
2	B	453	ARG	N-CA-C	-6.12	104.61	111.28
4	D	434	VAL	N-CA-C	6.12	117.52	107.24
4	H	562	LEU	N-CA-C	-6.11	104.68	111.71
3	G	875	CYS	N-CA-C	6.10	116.48	107.88
3	G	920	GLU	N-CA-C	-6.09	104.56	112.23
4	D	156	THR	CA-C-N	6.08	127.45	119.84
4	D	156	THR	C-N-CA	6.08	127.45	119.84
4	D	557	VAL	N-CA-C	6.08	116.62	108.11
3	G	1063	THR	N-CA-C	-6.08	97.86	110.80
4	H	447	ARG	N-CA-C	-6.06	104.74	111.71
1	E	98	ALA	N-CA-C	-6.05	105.86	113.72
1	E	388	LEU	N-CA-C	-6.04	105.74	113.23
1	A	170	CYS	N-CA-C	6.04	120.34	112.92
3	C	1252	HIS	N-CA-C	-6.04	97.94	110.80

Continued on next page...

Continued from previous page...

Mol	Chain	Res	Type	Atoms	Z	Observed(^{o})	Ideal(^{o})
3	C	875	CYS	N-CA-C	6.03	116.38	107.88
3	G	994	MET	N-CA-C	-6.03	105.85	112.72
3	G	695	ILE	CB-CA-C	-6.02	104.00	111.70
3	C	639	ILE	N-CA-C	6.02	116.14	110.30
2	F	32	PRO	N-CA-C	6.00	118.02	110.70
3	G	1076	GLY	N-CA-C	-5.97	106.48	115.32
3	G	1237	THR	N-CA-C	-5.95	104.37	111.69
1	E	237	LYS	N-CA-C	-5.93	104.81	111.28
4	D	367	ILE	N-CA-C	-5.92	104.74	110.42
1	E	241	ASP	N-CA-C	-5.92	104.83	111.28
4	D	528	TYR	N-CA-C	5.91	120.50	112.88
1	A	263	HIS	N-CA-C	5.91	121.27	112.94
1	A	397	HIS	N-CA-C	-5.89	104.99	111.82
4	D	393	LEU	N-CA-C	-5.87	106.45	113.97
3	G	533	SER	N-CA-C	5.86	118.50	110.01
1	E	192	VAL	CB-CA-C	-5.85	106.66	113.22
2	F	90	GLU	N-CA-C	5.85	123.26	110.80
3	G	670	MET	N-CA-C	5.85	117.03	109.72
3	C	740	TYR	N-CA-C	-5.84	104.27	111.40
1	E	324	HIS	CA-C-N	5.82	125.20	118.85
1	E	324	HIS	C-N-CA	5.82	125.20	118.85
3	C	1237	THR	N-CA-C	-5.81	104.55	111.69
4	D	331	THR	N-CA-C	-5.81	103.04	110.53
3	C	1063	THR	N-CA-C	-5.80	98.44	110.80
1	A	153	LYS	N-CA-C	5.79	120.36	113.12
1	A	241	ASP	N-CA-C	-5.78	104.98	111.28
2	F	358	LYS	N-CA-C	5.78	118.33	110.35
4	H	393	LEU	N-CA-C	-5.78	106.58	113.97
3	G	446	VAL	CA-C-N	5.74	126.07	119.93
3	G	446	VAL	C-N-CA	5.74	126.07	119.93
4	H	377	LEU	N-CA-C	5.72	117.85	108.52
1	A	76	TYR	N-CA-C	-5.72	105.41	112.90
4	H	156	THR	CA-C-N	5.71	126.98	119.84
4	H	156	THR	C-N-CA	5.71	126.98	119.84
4	H	198	CYS	CA-C-N	-5.71	113.82	119.93
4	H	198	CYS	C-N-CA	-5.71	113.82	119.93
1	A	337	GLN	N-CA-C	-5.71	106.28	113.18
3	G	402	LYS	N-CA-C	5.70	118.07	109.23
3	G	639	ILE	N-CA-C	5.69	115.82	110.30
2	B	172	SER	N-CA-C	-5.69	105.52	113.37
1	A	56	ARG	N-CA-C	5.68	122.90	110.80
2	B	283	SER	N-CA-C	5.66	119.71	112.12

Continued on next page...

Continued from previous page...

Mol	Chain	Res	Type	Atoms	Z	Observed(^{o})	Ideal(^{o})
3	C	627	HIS	N-CA-C	5.66	118.18	111.33
3	C	1180	CYS	N-CA-C	5.66	117.21	109.18
2	B	85	TYR	CA-C-N	5.65	128.90	120.87
2	B	85	TYR	C-N-CA	5.65	128.90	120.87
2	F	283	SER	N-CA-C	5.65	119.69	112.12
3	C	402	LYS	N-CA-C	5.63	117.96	109.23
3	C	916	ARG	N-CA-C	-5.63	104.78	111.03
1	E	124	SER	N-CA-C	5.62	117.41	111.28
3	G	564	VAL	N-CA-C	5.62	116.27	108.23
2	F	172	SER	N-CA-C	-5.62	105.61	113.37
3	G	537	LEU	N-CA-C	5.62	118.85	110.14
2	B	47	ILE	CB-CA-C	-5.61	104.70	111.88
1	E	112	MET	N-CA-C	5.60	117.39	111.28
2	F	86	ARG	N-CA-C	5.60	118.35	110.23
4	H	331	THR	N-CA-C	-5.60	103.31	110.53
4	H	367	ILE	N-CA-C	-5.59	105.05	110.42
4	D	198	CYS	CA-C-N	-5.58	113.95	119.93
4	D	198	CYS	C-N-CA	-5.58	113.95	119.93
1	A	87	ARG	CA-C-N	5.58	125.04	119.24
1	A	87	ARG	C-N-CA	5.58	125.04	119.24
3	G	1374	CYS	N-CA-C	-5.58	100.72	109.25
3	G	1104	SER	N-CA-C	5.56	118.34	110.50
4	D	571	PHE	N-CA-C	-5.56	101.44	108.45
2	B	252	HIS	N-CA-C	5.56	122.64	110.80
2	F	446	GLN	N-CA-C	-5.55	104.25	111.02
2	F	252	HIS	N-CA-C	5.54	122.61	110.80
2	B	358	LYS	N-CA-C	5.54	118.00	110.35
2	B	90	GLU	N-CA-C	5.54	122.59	110.80
4	H	528	TYR	N-CA-C	5.54	120.02	112.88
2	B	372	LEU	N-CA-C	5.52	120.70	113.30
4	D	597	ARG	N-CA-C	-5.52	103.62	110.41
3	G	911	LEU	CA-C-N	-5.52	113.34	119.19
3	G	911	LEU	C-N-CA	-5.52	113.34	119.19
3	C	385	ARG	N-CA-C	-5.51	102.23	110.23
3	C	911	LEU	CA-C-N	-5.51	113.35	119.19
3	C	911	LEU	C-N-CA	-5.51	113.35	119.19
4	D	434	VAL	CB-CA-C	-5.50	104.18	110.73
4	H	301	VAL	N-CA-C	-5.50	102.42	109.30
3	C	687	GLY	N-CA-C	-5.49	107.78	114.92
3	G	385	ARG	N-CA-C	-5.49	102.28	110.23
1	A	324	HIS	CA-C-N	5.48	125.14	119.05
1	A	324	HIS	C-N-CA	5.48	125.14	119.05

Continued on next page...

Continued from previous page...

Mol	Chain	Res	Type	Atoms	Z	Observed(^{o})	Ideal(^{o})
3	C	1374	CYS	N-CA-C	-5.47	100.87	109.25
1	A	332	VAL	N-CA-C	5.47	120.69	108.88
1	A	228	LEU	N-CA-C	5.46	120.10	113.38
1	A	163	ARG	N-CA-C	5.46	116.86	110.41
3	C	992	GLN	N-CA-C	-5.46	105.33	111.28
3	G	992	GLN	N-CA-C	-5.45	105.34	111.28
1	A	227	ALA	N-CA-C	5.43	117.28	111.36
3	C	634	ILE	CB-CA-C	-5.43	103.93	110.99
3	G	740	TYR	N-CA-C	-5.42	104.79	111.40
3	C	374	VAL	CB-CA-C	-5.41	102.32	110.55
3	G	384	GLU	N-CA-C	5.41	118.16	110.10
1	E	94	VAL	N-CA-C	5.41	116.97	109.45
3	C	446	VAL	CA-C-N	5.40	125.71	119.93
3	C	446	VAL	C-N-CA	5.40	125.71	119.93
3	C	1104	SER	N-CA-C	5.39	118.11	110.50
2	B	178	LEU	N-CA-C	-5.39	103.86	110.65
1	A	238	GLU	N-CA-C	-5.39	105.30	111.07
3	G	802	ILE	N-CA-C	-5.38	102.64	109.80
3	G	1443	ARG	N-CA-C	-5.37	106.65	114.12
2	F	372	LEU	N-CA-C	5.37	120.50	113.30
3	C	1413	GLU	N-CA-C	-5.37	104.88	111.75
1	A	125	ALA	N-CA-C	5.36	119.81	113.16
2	F	368	LEU	CA-CB-CG	-5.36	97.53	116.30
2	F	354	GLY	N-CA-C	5.36	125.89	113.18
3	C	1169	VAL	N-CA-C	5.36	116.50	109.21
3	C	994	MET	N-CA-C	-5.35	106.62	112.72
4	D	447	ARG	N-CA-C	-5.35	105.56	111.71
3	G	615	GLU	N-CA-C	-5.35	104.86	111.33
2	B	354	GLY	N-CA-C	5.34	125.84	113.18
1	A	343	ASP	CA-C-N	5.33	124.84	119.19
1	A	343	ASP	C-N-CA	5.33	124.84	119.19
2	B	110	TYR	N-CA-C	5.31	119.31	113.21
3	G	541	ALA	N-CA-C	-5.31	101.91	110.14
3	G	1203	ASN	N-CA-C	5.30	119.01	112.54
4	D	241	THR	CA-C-N	-5.30	114.30	119.76
4	D	241	THR	C-N-CA	-5.30	114.30	119.76
4	D	371	ARG	CB-CA-C	-5.29	107.44	111.20
4	D	377	LEU	N-CA-C	5.28	117.12	108.52
1	A	302	PHE	N-CA-C	5.27	116.29	109.65
1	A	209	HIS	CA-C-N	5.27	126.42	119.84
1	A	209	HIS	C-N-CA	5.27	126.42	119.84
2	B	92	GLU	N-CA-C	5.26	118.16	108.58

Continued on next page...

Continued from previous page...

Mol	Chain	Res	Type	Atoms	Z	Observed(^{o})	Ideal(^{o})
1	A	336	LEU	N-CA-C	5.26	119.18	112.87
3	C	1443	ARG	N-CA-C	-5.25	106.82	114.12
3	C	537	LEU	N-CA-C	5.25	118.28	110.14
2	B	125	MET	N-CA-C	-5.25	107.25	113.97
3	C	384	GLU	N-CA-C	5.25	117.92	110.10
3	C	1364	PHE	N-CA-C	5.25	118.37	109.76
2	F	177	LYS	N-CA-C	5.24	116.70	109.15
3	G	1435	ASN	N-CA-C	-5.24	106.73	113.01
2	B	132	PHE	N-CA-C	-5.23	107.45	113.88
1	E	192	VAL	N-CA-C	5.21	111.78	106.21
1	E	223	PHE	N-CA-C	5.21	119.91	111.37
1	A	388	LEU	N-CA-C	-5.20	105.79	111.82
4	H	571	PHE	N-CA-C	-5.19	101.91	108.45
3	C	1203	ASN	N-CA-C	5.19	118.87	112.54
3	G	627	HIS	N-CA-C	5.18	117.60	111.33
2	F	430	MET	N-CA-C	5.18	116.61	111.07
1	A	62	ASN	N-CA-C	5.18	115.88	108.74
3	G	354	ASN	N-CA-C	5.17	116.77	111.03
3	C	435	VAL	N-CA-C	5.17	115.81	108.42
3	C	923	LYS	N-CA-C	-5.16	103.04	111.04
2	F	178	LEU	N-CA-C	-5.16	104.14	110.65
3	G	1169	VAL	N-CA-C	5.16	116.23	109.21
3	G	1180	CYS	N-CA-C	5.16	116.51	109.18
3	C	670	MET	N-CA-C	5.16	117.10	109.62
2	F	132	PHE	N-CA-C	-5.16	107.54	113.88
3	G	922	ARG	N-CA-C	-5.15	106.95	113.18
3	G	1267	LEU	N-CA-C	5.15	118.34	110.36
4	H	434	VAL	CB-CA-C	-5.14	104.61	110.73
1	E	48	THR	N-CA-C	-5.14	100.14	108.52
4	D	489	SER	N-CA-C	-5.14	108.28	114.75
2	B	86	ARG	N-CA-C	5.14	117.88	110.28
3	G	999	ILE	N-CA-C	5.13	120.02	109.34
1	E	151	GLY	N-CA-C	-5.13	108.24	115.32
3	G	695	ILE	N-CA-C	5.13	115.56	110.23
3	G	1061	GLU	CA-C-N	5.12	125.36	119.83
3	G	1061	GLU	C-N-CA	5.12	125.36	119.83
3	C	695	ILE	N-CA-C	5.12	115.56	110.23
3	C	419	GLU	N-CA-C	5.12	119.65	113.41
3	G	1364	PHE	N-CA-C	5.12	118.15	109.76
3	C	846	ASP	CA-C-N	5.11	125.91	119.98
3	C	846	ASP	C-N-CA	5.11	125.91	119.98
3	G	1242	ASP	N-CA-C	5.11	121.10	109.81

Continued on next page...

Continued from previous page...

Mol	Chain	Res	Type	Atoms	Z	Observed(^{o})	Ideal(^{o})
3	C	541	ALA	N-CA-C	-5.10	102.24	110.14
2	F	114	GLU	N-CA-C	-5.10	107.12	113.19
4	D	523	GLU	N-CA-C	-5.10	104.80	111.02
1	E	150	PHE	N-CA-C	5.09	119.57	112.90
1	A	123	SER	N-CA-C	-5.09	103.21	110.59
3	C	805	ASP	N-CA-C	-5.08	102.86	110.23
3	C	803	VAL	CA-C-N	5.08	126.19	119.84
3	C	803	VAL	C-N-CA	5.08	126.19	119.84
3	G	419	GLU	N-CA-C	5.07	119.60	113.41
3	G	1233	VAL	N-CA-C	5.07	115.68	110.36
1	A	403	ASP	N-CA-C	-5.06	105.20	111.33
4	H	523	GLU	N-CA-C	-5.06	104.84	111.02
2	B	26	LEU	N-CA-C	-5.06	100.91	108.96
4	D	222	CYS	N-CA-C	-5.05	105.66	111.07
2	F	26	LEU	N-CA-C	-5.05	100.93	108.96
3	G	1105	ARG	N-CA-C	-5.05	103.08	111.37
3	C	533	SER	N-CA-C	5.05	117.33	110.01
3	G	874	ILE	CB-CA-C	-5.04	104.30	111.21
4	H	207	LYS	N-CA-C	-5.04	100.06	110.80
1	A	219	ILE	N-CA-C	-5.04	107.01	112.80
1	E	397	HIS	N-CA-C	-5.04	107.14	113.28
1	E	324	HIS	N-CA-C	-5.03	103.43	109.72
2	F	422	VAL	CB-CA-C	-5.03	105.45	112.04
1	A	19	ARG	N-CA-C	5.02	121.10	114.12
3	C	1296	PHE	N-CA-C	5.01	117.50	110.14
3	G	1423	THR	N-CA-C	-5.01	102.93	110.24
4	H	597	ARG	N-CA-C	-5.01	104.25	110.41
3	G	550	ALA	N-CA-C	-5.01	104.91	111.02
2	F	110	TYR	N-CA-C	5.00	118.97	113.21

There are no chirality outliers.

All (7) planarity outliers are listed below:

Mol	Chain	Res	Type	Group
2	B	110	TYR	Sidechain
2	B	309	TYR	Sidechain
3	C	740	TYR	Sidechain
4	D	349	TYR	Sidechain
2	F	110	TYR	Sidechain
3	G	452	TYR	Sidechain
4	H	442	TYR	Sidechain

5.2 Too-close contacts (i)

In the following table, the Non-H and H(model) columns list the number of non-hydrogen atoms and hydrogen atoms in the chain respectively. The H(added) column lists the number of hydrogen atoms added and optimized by MolProbity. The Clashes column lists the number of clashes within the asymmetric unit, whereas Symm-Clashes lists symmetry-related clashes.

Mol	Chain	Non-H	H(model)	H(added)	Clashes	Symm-Clashes
1	A	3261	0	3247	463	0
1	E	3261	0	3247	431	0
2	B	3562	0	3542	586	0
2	F	3562	0	3542	587	0
3	C	8544	0	8632	1512	0
3	G	8544	0	8634	1518	0
4	D	3451	0	3425	559	0
4	H	3451	0	3425	550	0
5	A	1	0	0	0	0
5	C	2	0	0	0	0
5	E	1	0	0	0	0
5	G	2	0	0	0	0
6	B	8	0	0	3	0
6	F	8	0	0	0	0
All	All	37658	0	37694	6075	0

The all-atom clashscore is defined as the number of clashes found per 1000 atoms (including hydrogen atoms). The all-atom clashscore for this structure is 81.

All (6075) close contacts within the same asymmetric unit are listed below, sorted by their clash magnitude.

Atom-1	Atom-2	Interatomic distance (Å)	Clash overlap (Å)
3:G:858:LEU:HD13	3:G:1007:MET:HG3	1.23	1.21
2:B:209:VAL:HG12	2:B:210:PRO:HD2	1.25	1.19
4:D:476:LEU:HD11	4:D:502:ILE:HD11	1.22	1.14
1:E:20:LEU:HD21	1:E:357:LEU:HD22	1.16	1.13
3:C:1279:PHE:HB2	3:C:1395:TYR:HE1	1.15	1.12
3:G:1188:ALA:HA	3:G:1191:ARG:HE	1.08	1.11
2:B:439:PHE:CE2	2:B:450:GLU:HG2	1.84	1.11
1:A:224:GLU:HG2	1:A:228:LEU:HD12	1.17	1.11
4:H:474:THR:HG21	4:H:518:MET:HE3	1.15	1.10
4:H:308:ASN:HD21	4:H:311:GLY:HA2	1.07	1.10
3:C:730:ASN:HD22	3:C:730:ASN:N	1.35	1.10
4:H:306:GLY:HA2	4:H:317:THR:HG23	1.33	1.09
3:G:1427:LEU:HD22	3:G:1431:ARG:HH12	1.03	1.09

Continued on next page...

Continued from previous page...

Atom-1	Atom-2	Interatomic distance (Å)	Clash overlap (Å)
3:C:1372:PRO:HA	3:C:1375:MET:HE2	1.34	1.09
4:D:308:ASN:HD21	4:D:311:GLY:HA2	1.13	1.09
3:G:650:ARG:HH11	3:G:650:ARG:HA	0.98	1.09
3:C:935:ASN:HD21	3:C:937:ASP:HB2	1.16	1.08
4:D:227:LEU:HD11	4:D:231:LEU:HG	1.36	1.08
4:H:308:ASN:ND2	4:H:311:GLY:HA2	1.66	1.08
4:H:360:LEU:HD11	4:H:409:ILE:HD11	1.25	1.08
4:D:360:LEU:HD11	4:D:409:ILE:HD11	1.28	1.08
3:G:864:LEU:HD23	3:G:1004:ASP:HB3	1.35	1.08
3:C:563:LEU:HD21	3:C:746:TRP:NE1	1.65	1.08
4:D:170:VAL:HG11	4:D:594:GLN:HE21	1.11	1.08
4:H:342:VAL:HG22	4:H:374:VAL:HB	1.32	1.08
2:B:93:TYR:HD2	2:B:96:ARG:HB2	1.07	1.07
3:G:364:LYS:HZ2	3:G:537:LEU:HD23	1.17	1.07
3:G:539:VAL:HG21	3:G:568:PHE:HD2	1.13	1.07
3:G:848:LYS:NZ	3:G:997:GLU:HG3	1.68	1.07
3:G:689:MET:SD	3:G:776:MET:HG2	1.95	1.07
3:G:1139:LEU:H	3:G:1139:LEU:HD12	1.18	1.07
1:A:43:ARG:HH11	1:A:80:ILE:HG22	1.19	1.06
4:D:166:ASN:HD22	4:D:166:ASN:N	1.52	1.06
4:D:202:LEU:HD21	4:D:438:PRO:HA	1.37	1.06
1:E:224:GLU:HG2	1:E:228:LEU:HD12	1.33	1.06
4:H:194:LYS:HG3	4:H:463:SER:HB3	1.36	1.06
1:A:55:ILE:HG13	1:A:58:GLN:HE22	1.20	1.06
3:C:1250:HIS:CG	3:C:1251:TYR:H	1.69	1.06
3:G:411:LYS:H	3:G:411:LYS:HD2	1.15	1.06
2:F:49:ARG:NH1	2:F:103:HIS:HB2	1.70	1.05
4:D:306:GLY:HA2	4:D:317:THR:HG23	1.35	1.05
1:E:50:LYS:H	1:E:50:LYS:HD2	1.14	1.05
1:A:355:ARG:HB2	1:A:355:ARG:NH1	1.71	1.04
3:G:1250:HIS:CG	3:G:1251:TYR:H	1.68	1.04
4:D:397:PRO:HB2	4:D:400:ASP:OD1	1.55	1.04
4:H:202:LEU:HD21	4:H:438:PRO:HA	1.39	1.04
3:C:876:PHE:HA	3:C:881:ARG:HH12	1.14	1.04
3:C:789:GLU:O	3:C:793:LEU:HG	1.58	1.03
1:A:403:ASP:HA	1:A:406:ARG:NH1	1.72	1.03
2:B:443:HIS:CE1	2:B:445:ASN:H	1.77	1.03
3:G:652:ASN:HD22	3:G:670:MET:HE3	1.19	1.03
4:H:202:LEU:HD22	4:H:457:SER:HB3	1.40	1.03
3:C:498:TRP:CZ2	3:C:535:PRO:HD3	1.93	1.02
3:G:468:LEU:HD23	3:G:476:VAL:HG11	1.41	1.02

Continued on next page...

Continued from previous page...

Atom-1	Atom-2	Interatomic distance (Å)	Clash overlap (Å)
3:G:1308:TYR:HD2	3:G:1309:ARG:HG2	1.23	1.02
1:A:355:ARG:HB2	1:A:355:ARG:HH11	0.87	1.02
2:F:33:PRO:HD3	2:F:104:PHE:HD2	1.22	1.02
4:D:202:LEU:HD22	4:D:457:SER:HB3	1.42	1.02
3:C:875:CYS:HB3	3:C:878:THR:HG23	1.39	1.01
3:C:1141:LYS:NZ	3:C:1147:PRO:HD3	1.74	1.01
2:B:286:PRO:HG2	2:B:386:PHE:CE2	1.95	1.01
2:B:362:TYR:O	2:B:364:PRO:HD3	1.59	1.01
3:G:630:ASP:HA	3:G:688:ARG:HH22	1.25	1.01
3:G:739:LEU:HD13	3:G:742:LEU:HD12	1.42	1.01
3:G:1337:PHE:CD2	3:G:1391:GLN:HG2	1.95	1.01
3:C:543:SER:H	3:C:749:ALA:HB2	1.24	1.01
3:C:724:PRO:HB2	3:C:726:GLU:HG3	1.41	1.01
3:C:935:ASN:ND2	3:C:937:ASP:H	1.55	1.01
4:H:362:ASP:O	4:H:366:VAL:HG23	1.58	1.01
4:D:308:ASN:ND2	4:D:311:GLY:HA2	1.75	1.01
3:G:953:ALA:O	3:G:956:MET:HB2	1.60	1.01
3:C:730:ASN:H	3:C:730:ASN:ND2	1.28	1.00
3:G:935:ASN:HD21	3:G:937:ASP:HB2	1.22	1.00
3:G:1300:GLY:H	3:G:1303:MET:HE3	1.24	1.00
3:G:568:PHE:CE1	3:G:575:PRO:HD2	1.97	1.00
3:G:1216:ILE:O	3:G:1219:VAL:HG23	1.62	1.00
3:G:1296:PHE:HZ	3:G:1405:LEU:HD21	1.24	1.00
3:C:563:LEU:HD21	3:C:746:TRP:HE1	1.15	1.00
3:C:664:ARG:HG3	3:C:688:ARG:HE	1.26	1.00
3:G:543:SER:H	3:G:749:ALA:HB2	1.23	1.00
4:H:366:VAL:HG21	4:H:598:ILE:HD11	1.43	1.00
2:F:293:LYS:HE2	2:F:297:GLU:HG3	1.40	0.99
3:G:845:LEU:HD12	3:G:1001:GLY:HA3	1.42	0.99
1:E:145:ALA:HB2	1:E:211:PHE:HE2	1.27	0.99
2:B:93:TYR:CD2	2:B:96:ARG:HB2	1.96	0.99
3:C:935:ASN:C	3:C:935:ASN:HD22	1.70	0.99
3:G:650:ARG:HA	3:G:650:ARG:NH1	1.77	0.99
2:F:358:LYS:HD3	3:G:1274:ARG:HH22	1.25	0.99
3:C:1048:LEU:HD23	3:C:1050:LEU:HD21	1.45	0.98
4:D:194:LYS:HG3	4:D:463:SER:HB3	1.42	0.98
2:F:358:LYS:HG2	2:F:359:ARG:N	1.77	0.98
1:A:64:SER:O	1:A:67:GLU:HG3	1.63	0.98
3:G:1276:CYS:SG	3:G:1390:THR:HG22	2.03	0.98
3:C:498:TRP:HZ2	3:C:535:PRO:HD3	1.23	0.98
3:C:1047:LEU:HG	3:C:1049:LEU:CD2	1.92	0.98

Continued on next page...

Continued from previous page...

Atom-1	Atom-2	Interatomic distance (Å)	Clash overlap (Å)
2:F:426:LYS:HA	2:F:429:GLU:OE1	1.62	0.98
3:C:1036:LEU:HD12	3:C:1037:GLU:H	1.29	0.97
2:B:47:ILE:HD11	3:C:1266:GLN:HB3	1.44	0.97
1:A:144:ARG:HH11	1:A:211:PHE:HD2	1.03	0.97
3:G:848:LYS:HZ3	3:G:997:GLU:HG3	1.17	0.97
1:A:255:LEU:HD11	1:A:272:LEU:HD13	1.47	0.97
3:G:1441:LEU:HD23	3:G:1441:LEU:H	1.30	0.97
1:A:237:LYS:O	1:A:241:ASP:HB2	1.64	0.97
4:H:246:PRO:HB3	4:H:309:THR:O	1.65	0.97
4:H:503:LEU:HD22	4:H:534:THR:HG23	1.47	0.96
3:C:553:HIS:HB2	4:D:307:ILE:HD12	1.43	0.96
3:C:1307:LEU:HD13	3:C:1430:TYR:OH	1.66	0.96
2:F:209:VAL:HG12	2:F:210:PRO:HD2	1.44	0.96
1:A:323:VAL:HG21	1:A:350:ILE:HD12	1.43	0.96
3:G:623:LEU:HD11	3:G:651:ILE:HD11	1.45	0.96
3:G:875:CYS:SG	3:G:876:PHE:N	2.38	0.96
2:B:49:ARG:HB2	2:B:102:SER:HB2	1.48	0.96
4:D:476:LEU:HD11	4:D:502:ILE:CD1	1.96	0.96
1:A:294:TRP:O	1:A:298:LEU:HG	1.66	0.95
4:D:358:ASP:HB2	4:D:359:PRO:HD3	1.44	0.95
2:B:336:MET:HG2	2:B:337:ASP:H	1.29	0.95
3:C:1279:PHE:HB2	3:C:1395:TYR:CE1	1.99	0.95
2:F:362:TYR:O	2:F:364:PRO:HD3	1.66	0.95
3:C:1348:CYS:SG	3:C:1353:CYS:HB3	2.06	0.95
3:C:1395:TYR:HD1	3:C:1398:ILE:HD11	1.31	0.95
4:D:257:ILE:HG22	4:D:258:GLY:H	1.30	0.95
2:F:49:ARG:HB2	2:F:102:SER:HB2	1.45	0.95
1:A:140:ARG:O	1:A:144:ARG:HB2	1.65	0.95
3:C:364:LYS:HZ2	3:C:537:LEU:HD23	1.30	0.95
2:B:358:LYS:CE	3:C:1274:ARG:HH22	1.80	0.94
4:H:382:LEU:HD11	4:H:389:VAL:HG21	1.49	0.94
3:C:864:LEU:HD23	3:C:1004:ASP:HB3	1.49	0.94
4:D:479:HIS:HD1	4:D:509:TYR:HH	1.07	0.94
3:G:555:ASN:HD22	3:G:555:ASN:H	1.03	0.94
3:G:1241:LEU:C	3:G:1243:PRO:HD2	1.91	0.94
3:G:1364:PHE:HB2	4:H:217:ARG:HE	1.32	0.94
3:C:500:GLU:OE2	3:C:502:LYS:HE3	1.65	0.94
3:G:1146:TYR:CD2	3:G:1155:VAL:HG21	2.02	0.94
3:C:1241:LEU:C	3:C:1243:PRO:HD2	1.92	0.94
3:C:360:PHE:HD1	3:C:665:LEU:HD11	1.30	0.94
3:C:607:VAL:HG23	3:C:609:VAL:HG12	1.49	0.94

Continued on next page...

Continued from previous page...

Atom-1	Atom-2	Interatomic distance (Å)	Clash overlap (Å)
4:D:343:LEU:HD11	4:D:571:PHE:HD1	1.33	0.94
3:G:1046:SER:HB2	3:G:1058:LEU:HG	1.48	0.94
3:C:635:VAL:HG23	3:C:752:ILE:HG22	1.50	0.94
4:H:343:LEU:HD12	4:H:344:VAL:H	1.33	0.94
3:G:732:TYR:HA	3:G:738:LEU:HD13	1.50	0.94
3:G:1019:PHE:CE1	3:G:1040:ILE:HG21	2.03	0.94
3:C:1307:LEU:HD22	3:C:1430:TYR:CE2	2.02	0.94
2:F:170:SER:HB3	2:F:171:PRO:HD2	1.50	0.94
1:A:355:ARG:HH11	1:A:355:ARG:CB	1.79	0.93
3:G:695:ILE:HD13	3:G:781:MET:O	1.67	0.93
2:F:439:PHE:CE2	2:F:450:GLU:HG2	2.03	0.93
3:G:1139:LEU:H	3:G:1139:LEU:CD1	1.81	0.93
3:C:843:LEU:N	3:C:981:ARG:HG2	1.83	0.93
3:G:935:ASN:ND2	3:G:937:ASP:H	1.65	0.93
3:G:498:TRP:HZ2	3:G:535:PRO:HD3	1.34	0.93
3:G:585:VAL:HG22	3:G:618:LEU:HD12	1.49	0.93
3:C:1409:THR:HG23	3:C:1410:THR:H	1.32	0.93
4:D:166:ASN:H	4:D:166:ASN:ND2	1.59	0.92
3:C:919:VAL:O	3:C:923:LYS:HG3	1.69	0.92
3:C:1095:VAL:CG1	3:C:1112:ILE:HD13	1.99	0.92
3:C:1312:ASN:HD22	3:C:1315:CYS:HB2	1.34	0.92
1:A:37:LYS:HG3	1:A:38:ASN:H	1.32	0.92
4:D:366:VAL:HG21	4:D:598:ILE:HD11	1.52	0.92
4:H:389:VAL:HG13	4:H:398:PHE:HE1	1.32	0.92
2:B:443:HIS:CE1	2:B:445:ASN:HB2	2.05	0.92
3:C:1047:LEU:HG	3:C:1049:LEU:HD22	1.50	0.92
3:G:1095:VAL:HG13	3:G:1112:ILE:CD1	1.99	0.92
2:B:280:SER:HA	2:B:284:PHE:CD1	2.05	0.92
3:C:659:TRP:CD1	3:C:660:SER:H	1.88	0.92
4:D:194:LYS:HE3	4:D:463:SER:OG	1.69	0.92
3:G:806:LYS:HE2	3:G:807:GLN:N	1.84	0.91
3:C:555:ASN:HD22	3:C:555:ASN:H	1.19	0.91
3:C:595:PRO:HG3	3:C:732:TYR:O	1.71	0.91
2:F:23:PRO:C	2:F:25:CYS:H	1.76	0.91
3:C:723:ILE:H	3:C:723:ILE:HD12	1.31	0.91
3:G:539:VAL:HG21	3:G:568:PHE:CD2	2.05	0.91
4:H:446:SER:O	4:H:450:LYS:HG3	1.70	0.91
3:C:720:ARG:HH11	3:C:722:VAL:HG22	1.35	0.91
3:C:365:VAL:HG22	3:C:376:CYS:HB2	1.52	0.91
1:E:349:THR:HG22	1:E:351:SER:H	1.36	0.91
3:G:1427:LEU:HD22	3:G:1431:ARG:NH1	1.86	0.91

Continued on next page...

Continued from previous page...

Atom-1	Atom-2	Interatomic distance (Å)	Clash overlap (Å)
3:C:1154:HIS:CE1	3:C:1155:VAL:HG23	2.06	0.90
4:D:538:LEU:HD12	4:D:539:ILE:N	1.85	0.90
2:F:336:MET:HG2	2:F:337:ASP:H	1.33	0.90
3:G:555:ASN:H	3:G:555:ASN:ND2	1.65	0.90
3:G:1036:LEU:HD12	3:G:1037:GLU:N	1.87	0.90
2:B:78:LEU:HD21	2:B:131:ARG:HH22	1.34	0.90
3:G:956:MET:O	3:G:959:CYS:HB3	1.72	0.90
2:B:258:THR:OG1	2:B:261:ASP:N	2.04	0.90
2:B:23:PRO:C	2:B:25:CYS:H	1.78	0.90
3:C:935:ASN:HD22	3:C:937:ASP:H	1.15	0.90
2:F:42:PHE:CD1	2:F:105:ILE:HD11	2.06	0.90
3:C:1095:VAL:HG12	3:C:1112:ILE:HD13	1.51	0.90
3:C:1206:ILE:HD13	3:C:1207:ASP:N	1.87	0.90
3:C:881:ARG:HD3	3:C:972:LEU:HD21	1.54	0.90
4:D:362:ASP:O	4:D:366:VAL:HG23	1.71	0.90
2:B:336:MET:HG2	2:B:337:ASP:N	1.87	0.89
3:G:595:PRO:HG3	3:G:732:TYR:O	1.72	0.89
2:F:39:LEU:HD11	2:F:245:ARG:HD2	1.51	0.89
4:D:342:VAL:HG13	4:D:374:VAL:HB	1.54	0.89
2:F:78:LEU:HD21	2:F:131:ARG:HH22	1.38	0.89
2:B:394:LEU:HD11	2:B:398:LEU:HD21	1.53	0.89
4:H:567:VAL:HG12	4:H:568:GLY:H	1.37	0.89
1:A:229:VAL:HG23	1:A:266:LEU:HD21	1.51	0.89
3:C:1230:ILE:HA	3:C:1234:LEU:HD23	1.55	0.89
4:D:447:ARG:CZ	4:D:447:ARG:HA	2.02	0.89
3:C:628:LYS:HG2	3:G:933:ASP:HB3	1.54	0.89
3:G:843:LEU:HD11	3:G:845:LEU:CD2	2.03	0.89
4:H:255:GLY:C	4:H:272:LEU:HD11	1.97	0.89
2:B:367:CYS:SG	2:B:444:PRO:HD3	2.12	0.89
3:C:410:MET:SD	3:C:434:PRO:HB3	2.13	0.89
2:F:75:GLU:HB3	2:F:130:PHE:HZ	1.38	0.89
1:A:330:ILE:HG12	1:A:348:PRO:O	1.71	0.89
2:B:439:PHE:HE1	2:B:441:LEU:HD13	1.37	0.89
4:D:246:PRO:HB3	4:D:309:THR:O	1.73	0.89
1:E:48:THR:HG21	1:E:77:LYS:HD2	1.55	0.89
2:F:33:PRO:HD3	2:F:104:PHE:CD2	2.07	0.88
3:G:1230:ILE:HD12	3:G:1238:TRP:HH2	1.34	0.88
1:E:241:ASP:HA	1:E:244:LEU:HD12	1.56	0.88
2:F:50:VAL:HG23	2:F:106:LEU:HD11	1.55	0.88
4:H:522:TYR:H	4:H:522:TYR:HD2	1.21	0.88
2:B:52:LEU:HD21	2:B:127:LEU:HD21	1.56	0.88

Continued on next page...

Continued from previous page...

Atom-1	Atom-2	Interatomic distance (Å)	Clash overlap (Å)
2:F:441:LEU:HD12	2:F:446:GLN:CD	1.99	0.88
4:D:156:THR:N	4:D:157:PRO:HD2	1.87	0.88
4:D:257:ILE:HG22	4:D:258:GLY:N	1.83	0.88
3:C:1104:SER:O	3:C:1108:ILE:HG13	1.73	0.88
1:E:237:LYS:O	1:E:241:ASP:HB2	1.72	0.88
1:A:55:ILE:HG13	1:A:58:GLN:NE2	1.88	0.88
2:B:443:HIS:CE1	2:B:445:ASN:N	2.41	0.88
3:C:869:ILE:HG21	3:C:911:LEU:HD21	1.54	0.88
1:E:262:SER:HB2	1:E:268:ARG:HE	1.39	0.88
3:G:848:LYS:HD2	3:G:999:ILE:HA	1.56	0.88
4:D:355:ILE:HD11	4:D:388:GLN:HE22	1.38	0.88
1:E:69:GLU:O	1:E:73:MET:HG2	1.74	0.88
2:F:280:SER:HA	2:F:284:PHE:CD1	2.09	0.88
4:H:221:THR:O	4:H:225:GLU:HG3	1.73	0.88
3:C:484:LEU:O	3:C:488:LEU:HD23	1.73	0.88
3:C:857:LEU:CD2	3:C:859:LEU:HG	2.03	0.88
4:D:193:LEU:HD11	4:D:462:LEU:HD21	1.54	0.88
2:F:262:TYR:HD1	2:F:263:SER:N	1.72	0.88
3:G:413:VAL:HA	3:G:472:THR:OG1	1.74	0.88
3:G:843:LEU:N	3:G:981:ARG:HG2	1.88	0.88
2:B:167:VAL:HG13	2:B:173:LEU:HD21	1.56	0.87
4:H:435:TYR:CD2	4:H:518:MET:HE1	2.09	0.87
1:A:137:MET:SD	1:A:301:CYS:HB3	2.14	0.87
4:D:401:ILE:O	4:D:404:GLN:HB3	1.72	0.87
1:E:221:LYS:HB2	1:E:221:LYS:NZ	1.88	0.87
3:G:1139:LEU:HD12	3:G:1139:LEU:N	1.87	0.87
4:H:387:GLU:HG3	4:H:388:GLN:H	1.40	0.87
3:C:1322:PHE:HB3	3:C:1325:GLN:OE1	1.75	0.87
3:G:622:PHE:HE2	3:G:647:LEU:HD21	1.39	0.87
3:G:1081:ARG:HG2	3:G:1081:ARG:HH11	1.38	0.87
2:B:47:ILE:CD1	3:C:1266:GLN:HB3	2.03	0.87
3:G:1076:GLY:C	3:G:1077:LEU:HD23	2.00	0.87
4:H:156:THR:N	4:H:157:PRO:HD2	1.87	0.87
2:F:356:GLU:HB2	3:G:1247:ARG:HD3	1.56	0.87
3:C:1093:ASN:O	3:C:1096:ILE:HG22	1.75	0.87
2:B:170:SER:HB3	2:B:171:PRO:HD2	1.57	0.87
1:A:82:ALA:HB2	1:A:104:LYS:HB2	1.57	0.86
3:C:1400:ASP:HB2	3:C:1434:LYS:HD3	1.57	0.86
3:G:1085:CYS:SG	3:G:1132:GLN:O	2.32	0.86
4:H:503:LEU:CD2	4:H:534:THR:HG23	2.04	0.86
4:D:360:LEU:CD1	4:D:409:ILE:HD11	2.05	0.86

Continued on next page...

Continued from previous page...

Atom-1	Atom-2	Interatomic distance (Å)	Clash overlap (Å)
1:A:234:LEU:HD21	1:A:243:ILE:HD12	1.53	0.86
3:C:664:ARG:HG3	3:C:688:ARG:NE	1.89	0.86
1:E:181:VAL:HG22	2:F:192:LEU:HD22	1.57	0.86
1:A:207:LYS:NZ	2:B:172:SER:HA	1.90	0.86
3:C:851:PHE:CD1	3:C:1048:LEU:HD12	2.09	0.86
3:C:990:MET:HG2	3:C:994:MET:CE	2.05	0.86
3:G:1340:LYS:HB2	3:G:1340:LYS:NZ	1.91	0.86
3:G:568:PHE:HE1	3:G:575:PRO:HD2	1.39	0.86
3:G:623:LEU:HD22	3:G:661:LYS:HB2	1.55	0.86
3:G:935:ASN:HD22	3:G:935:ASN:C	1.82	0.86
2:B:265:GLN:HB2	2:B:362:TYR:CE2	2.10	0.86
2:F:164:GLN:HE22	2:F:176:LEU:HD11	1.39	0.86
3:G:1095:VAL:HG13	3:G:1112:ILE:HD13	1.55	0.86
3:G:1230:ILE:HA	3:G:1234:LEU:HD23	1.56	0.86
3:G:1308:TYR:CD2	3:G:1309:ARG:HG2	2.11	0.86
1:E:38:ASN:HA	1:E:41:GLN:OE1	1.76	0.86
4:H:354:SER:OG	4:H:356:THR:HG23	1.75	0.86
4:D:567:VAL:HG12	4:D:568:GLY:H	1.40	0.86
1:E:37:LYS:HG3	1:E:38:ASN:H	1.40	0.86
3:G:1360:LEU:HD22	4:H:216:ILE:HG22	1.57	0.86
3:G:636:GLY:HA3	3:G:639:ILE:HD11	1.57	0.86
3:G:1340:LYS:HB2	3:G:1340:LYS:HZ3	1.41	0.86
3:G:1358:ARG:HH21	4:H:513:PRO:HB2	1.40	0.86
1:E:145:ALA:HB2	1:E:211:PHE:CE2	2.10	0.86
3:G:565:HIS:HA	3:G:580:GLN:OE1	1.74	0.86
4:H:310:THR:HB	4:H:312:ARG:HG2	1.57	0.86
3:C:691:CYS:HA	3:C:780:LEU:HD22	1.56	0.85
3:C:1036:LEU:HD12	3:C:1037:GLU:N	1.90	0.85
3:G:602:ILE:HD13	3:G:609:VAL:HG13	1.56	0.85
3:C:1392:LEU:HB3	3:C:1441:LEU:HD21	1.55	0.85
3:G:876:PHE:CZ	3:G:960:LEU:HD21	2.10	0.85
3:C:857:LEU:HD21	3:C:859:LEU:HG	1.58	0.85
2:F:258:THR:OG1	2:F:261:ASP:HB2	1.75	0.85
4:H:318:LYS:HE3	4:H:320:TYR:CE2	2.11	0.85
4:H:389:VAL:HG22	4:H:394:LEU:HD11	1.58	0.85
3:C:1185:ASN:HD22	3:C:1185:ASN:C	1.85	0.85
1:E:277:SER:HA	1:E:280:GLN:HG3	1.58	0.85
3:G:1371:CYS:HA	3:G:1379:LEU:HD21	1.58	0.85
3:C:701:ILE:HD11	3:C:714:GLN:HE21	1.39	0.85
3:C:935:ASN:HD21	3:C:937:ASP:CB	1.89	0.85
3:C:1371:CYS:HA	3:C:1379:LEU:HD21	1.58	0.85

Continued on next page...

Continued from previous page...

Atom-1	Atom-2	Interatomic distance (Å)	Clash overlap (Å)
4:D:387:GLU:HG3	4:D:388:GLN:H	1.42	0.85
2:B:358:LYS:HG2	2:B:359:ARG:H	1.42	0.85
3:C:364:LYS:NZ	3:C:537:LEU:HD23	1.91	0.85
3:C:876:PHE:HA	3:C:881:ARG:NH1	1.91	0.85
3:C:1250:HIS:CG	3:C:1251:TYR:N	2.42	0.85
1:A:131:CYS:HA	1:A:226:TYR:CE1	2.10	0.85
3:C:553:HIS:CB	4:D:307:ILE:HD12	2.06	0.85
4:D:343:LEU:HG	4:D:344:VAL:N	1.90	0.85
4:D:389:VAL:HG13	4:D:398:PHE:HE1	1.38	0.85
2:B:286:PRO:HG2	2:B:386:PHE:HE2	1.39	0.85
3:G:843:LEU:HD12	3:G:844:VAL:N	1.92	0.85
1:A:68:LYS:HE3	1:A:72:LYS:NZ	1.92	0.84
2:B:159:LYS:HE3	2:B:178:LEU:HD23	1.58	0.84
3:G:570:LEU:HD13	3:G:766:LEU:HD22	1.59	0.84
3:G:563:LEU:HD21	3:G:746:TRP:NE1	1.92	0.84
3:G:1395:TYR:HA	3:G:1398:ILE:HD11	1.57	0.84
3:C:851:PHE:HD1	3:C:1048:LEU:HD12	1.42	0.84
4:D:360:LEU:HD11	4:D:409:ILE:CD1	2.07	0.84
1:E:353:ILE:HB	1:E:386:THR:HG21	1.56	0.84
3:G:498:TRP:CZ2	3:G:535:PRO:HD3	2.12	0.84
3:G:1188:ALA:HA	3:G:1191:ARG:NE	1.90	0.84
1:A:144:ARG:NH1	1:A:211:PHE:HD2	1.74	0.84
3:C:650:ARG:NH1	3:C:650:ARG:HA	1.92	0.84
4:D:399:GLU:HG3	4:D:403:LYS:HE2	1.58	0.84
2:F:385:PRO:HG2	2:F:386:PHE:H	1.42	0.84
3:G:1158:ALA:HA	3:G:1161:ILE:HD12	1.60	0.84
1:A:106:LEU:HB3	1:A:169:VAL:HB	1.58	0.84
2:B:358:LYS:HG2	2:B:359:ARG:N	1.91	0.84
3:C:344:TYR:HA	3:C:497:CYS:O	1.77	0.84
2:F:265:GLN:HG2	2:F:266:GLY:H	1.43	0.84
2:F:319:THR:HG23	2:F:322:GLN:OE1	1.78	0.84
4:D:476:LEU:C	4:D:476:LEU:HD12	2.03	0.84
3:G:1250:HIS:CG	3:G:1251:TYR:N	2.43	0.84
1:A:135:MET:SD	1:A:164:GLY:HA2	2.18	0.84
2:F:300:HIS:HA	2:F:331:PHE:HE1	1.42	0.84
4:H:358:ASP:HB2	4:H:359:PRO:HD3	1.60	0.84
4:H:360:LEU:HD11	4:H:409:ILE:CD1	2.07	0.84
4:D:257:ILE:CG2	4:D:258:GLY:H	1.89	0.84
4:D:540:ILE:HD12	4:D:540:ILE:H	1.40	0.84
3:G:1230:ILE:HD12	3:G:1238:TRP:CH2	2.12	0.84
2:F:121:ILE:HG12	2:F:226:LEU:HD23	1.60	0.84

Continued on next page...

Continued from previous page...

Atom-1	Atom-2	Interatomic distance (Å)	Clash overlap (Å)
4:H:243:LEU:HB3	4:H:284:ILE:HD13	1.59	0.84
3:C:555:ASN:HD21	4:D:248:GLN:NE2	1.76	0.84
2:F:104:PHE:HE1	2:F:107:ARG:CZ	1.90	0.84
2:F:358:LYS:HG2	2:F:359:ARG:H	1.43	0.84
3:G:1222:ARG:HG2	3:G:1223:ILE:HD12	1.59	0.83
3:C:1251:TYR:HD1	3:C:1254:ASP:H	1.27	0.83
4:D:170:VAL:HG11	4:D:594:GLN:NE2	1.93	0.83
3:G:1074:LEU:HB3	3:G:1077:LEU:HD12	1.56	0.83
3:G:1133:PHE:HB3	3:G:1211:TYR:OH	1.78	0.83
1:A:43:ARG:NH1	1:A:80:ILE:HG22	1.92	0.83
4:H:357:TYR:O	4:H:360:LEU:HB3	1.79	0.83
3:C:360:PHE:CD1	3:C:665:LEU:HD11	2.11	0.83
3:C:589:PRO:HG3	3:C:592:CYS:SG	2.19	0.83
4:H:401:ILE:O	4:H:404:GLN:HB3	1.77	0.83
4:H:540:ILE:HD12	4:H:540:ILE:N	1.94	0.83
2:B:443:HIS:HE1	2:B:445:ASN:HB2	1.42	0.83
3:G:589:PRO:HG3	3:G:592:CYS:SG	2.18	0.83
3:G:732:TYR:HA	3:G:738:LEU:CD1	2.07	0.83
4:H:296:LEU:HA	4:H:300:GLN:OE1	1.78	0.83
3:C:641:GLY:O	3:C:642:PHE:HB2	1.78	0.83
3:C:1347:ILE:HD11	3:C:1354:ARG:HG3	1.59	0.83
3:G:1154:HIS:CE1	3:G:1155:VAL:HG23	2.14	0.83
4:H:420:LEU:HB2	4:H:453:VAL:HG22	1.59	0.83
2:B:265:GLN:HG2	2:B:266:GLY:H	1.43	0.83
3:C:731:MET:HG2	3:C:737:GLN:HB3	1.60	0.83
3:C:497:CYS:SG	3:C:499:LEU:HD21	2.19	0.83
2:F:270:LYS:HE3	2:F:270:LYS:HA	1.61	0.83
3:G:389:PHE:HB2	3:G:453:LEU:HB3	1.58	0.83
1:E:227:ALA:HB1	1:E:233:ILE:HD13	1.60	0.83
2:F:32:PRO:HA	2:F:104:PHE:CE2	2.14	0.83
1:A:131:CYS:HA	1:A:226:TYR:HE1	1.41	0.82
3:C:689:MET:SD	3:C:776:MET:HG2	2.17	0.82
3:G:858:LEU:HD13	3:G:1007:MET:CG	2.05	0.82
3:C:364:LYS:HZ3	3:C:538:VAL:HG23	1.44	0.82
4:D:460:CYS:SG	4:D:461:SER:N	2.52	0.82
3:G:650:ARG:HH11	3:G:650:ARG:CA	1.88	0.82
4:H:460:CYS:SG	4:H:461:SER:N	2.52	0.82
3:C:695:ILE:HG21	3:C:781:MET:O	1.79	0.82
3:C:865:TYR:H	3:C:865:TYR:HD2	1.24	0.82
3:C:1098:GLN:O	3:C:1101:SER:HB3	1.79	0.82
3:C:1400:ASP:CB	3:C:1434:LYS:HD3	2.09	0.82

Continued on next page...

Continued from previous page...

Atom-1	Atom-2	Interatomic distance (Å)	Clash overlap (Å)
4:D:378:PHE:CD2	4:D:541:PRO:HG2	2.13	0.82
4:D:426:LEU:HD11	4:D:518:MET:HE3	1.60	0.82
3:G:932:GLN:NE2	3:G:933:ASP:H	1.76	0.82
3:C:612:ALA:HB1	3:C:617:THR:HB	1.60	0.82
4:D:227:LEU:HD23	4:D:301:VAL:HB	1.61	0.82
4:H:470:GLY:O	4:H:471:LEU:HD23	1.79	0.82
3:C:413:VAL:HA	3:C:472:THR:OG1	1.78	0.82
3:G:1116:LEU:HA	3:G:1119:ILE:HG13	1.60	0.82
4:H:257:ILE:HG22	4:H:258:GLY:H	1.45	0.82
4:H:361:LEU:HA	4:H:364:ILE:HD12	1.60	0.82
3:C:543:SER:N	3:C:749:ALA:HB2	1.95	0.82
2:F:427:TYR:O	2:F:431:ILE:HG22	1.78	0.82
4:H:258:GLY:O	4:H:271:ILE:HG23	1.79	0.82
2:B:387:ARG:HA	2:B:420:TYR:CE1	2.14	0.82
3:G:1441:LEU:HD23	3:G:1441:LEU:N	1.91	0.82
4:H:385:LYS:HA	4:H:390:GLU:OE1	1.79	0.82
3:C:1345:TRP:NE1	3:C:1356:ARG:HH12	1.77	0.82
3:G:507:LEU:HD12	3:G:507:LEU:H	1.45	0.82
3:G:543:SER:N	3:G:749:ALA:HB2	1.94	0.82
3:C:843:LEU:HD11	3:C:845:LEU:CD2	2.10	0.82
3:C:563:LEU:HD13	3:C:579:PHE:CD2	2.14	0.81
4:D:346:CYS:HB2	4:D:378:PHE:HB2	1.60	0.81
1:E:140:ARG:O	1:E:144:ARG:HB2	1.79	0.81
2:F:209:VAL:CG1	2:F:210:PRO:HD2	2.09	0.81
3:G:1334:ILE:HG21	3:G:1440:PHE:CE1	2.15	0.81
4:D:343:LEU:HG	4:D:344:VAL:H	1.45	0.81
3:C:968:TYR:OH	3:C:970:LYS:HD3	1.79	0.81
3:G:1074:LEU:HB3	3:G:1077:LEU:CD1	2.11	0.81
4:D:227:LEU:HD23	4:D:301:VAL:CG1	2.10	0.81
3:G:522:LYS:O	3:G:525:LEU:HG	1.79	0.81
3:C:650:ARG:HA	3:C:650:ARG:HH11	1.46	0.81
3:C:1149:LYS:HG2	3:C:1150:LYS:N	1.94	0.81
4:D:445:LEU:HD13	4:D:450:LYS:HZ3	1.46	0.81
2:F:23:PRO:HD2	2:F:25:CYS:SG	2.21	0.81
3:G:1338:ILE:HG23	4:H:209:MET:HE2	1.63	0.81
3:G:543:SER:HB2	3:G:749:ALA:HB2	1.60	0.81
3:G:629:ILE:HG22	3:G:631:PRO:HD3	1.59	0.81
4:D:193:LEU:HD13	4:D:462:LEU:HD11	1.63	0.81
1:E:26:TYR:OH	1:E:80:ILE:HD11	1.80	0.81
4:H:341:MET:HE2	4:H:573:ARG:HD2	1.63	0.81
3:C:563:LEU:CD2	3:C:746:TRP:HE1	1.94	0.81

Continued on next page...

Continued from previous page...

Atom-1	Atom-2	Interatomic distance (Å)	Clash overlap (Å)
3:C:691:CYS:HA	3:C:780:LEU:CD2	2.11	0.81
2:F:320:LEU:HA	2:F:353:PHE:CE1	2.16	0.81
4:H:182:TRP:CE3	4:H:573:ARG:HD2	2.16	0.81
4:H:257:ILE:HD11	4:H:302:VAL:HG11	1.62	0.81
1:A:247:VAL:HG13	1:A:248:PRO:HD2	1.63	0.81
3:C:1401:ALA:HB2	3:C:1430:TYR:HD1	1.46	0.81
4:D:227:LEU:CD1	4:D:231:LEU:HG	2.11	0.81
4:D:495:PHE:HA	4:D:498:ILE:HG13	1.63	0.81
1:E:234:LEU:HD21	1:E:243:ILE:HD12	1.62	0.81
3:C:1304:GLU:OE1	3:C:1309:ARG:HD2	1.81	0.80
3:G:364:LYS:HE3	3:G:632:ASP:OD2	1.80	0.80
4:H:271:ILE:HD12	4:H:272:LEU:N	1.95	0.80
2:B:94:GLU:HG3	2:B:95:PRO:HD3	1.61	0.80
4:H:337:PHE:HB3	4:H:465:ASN:ND2	1.96	0.80
3:C:636:GLY:HA3	3:C:639:ILE:HD11	1.61	0.80
3:C:1417:LEU:HG	3:C:1421:PHE:HD2	1.46	0.80
4:D:346:CYS:CB	4:D:378:PHE:HB2	2.10	0.80
1:E:247:VAL:HG22	1:E:292:LEU:HD13	1.63	0.80
1:E:393:LYS:HA	1:E:393:LYS:HE3	1.61	0.80
3:G:363:GLY:O	3:G:364:LYS:HG3	1.81	0.80
3:G:1098:GLN:O	3:G:1101:SER:HB3	1.81	0.80
4:D:571:PHE:CZ	4:D:598:ILE:HD13	2.17	0.80
3:G:630:ASP:HA	3:G:688:ARG:NH2	1.97	0.80
3:G:1116:LEU:HA	3:G:1119:ILE:CG1	2.11	0.80
4:H:337:PHE:HB3	4:H:465:ASN:HD21	1.42	0.80
4:H:445:LEU:HB2	4:H:450:LYS:HZ3	1.44	0.80
2:B:173:LEU:O	2:B:173:LEU:HD23	1.82	0.80
3:C:977:THR:HB	3:C:981:ARG:HH12	1.44	0.80
4:D:343:LEU:HD11	4:D:571:PHE:CD1	2.16	0.80
2:B:41:GLU:O	2:B:45:LEU:HG	1.81	0.80
2:B:47:ILE:HD13	2:B:260:GLN:HE22	1.46	0.80
2:F:286:PRO:HG2	2:F:386:PHE:CE2	2.16	0.80
3:C:935:ASN:ND2	3:C:937:ASP:N	2.29	0.80
3:C:1276:CYS:SG	3:C:1390:THR:HG22	2.22	0.80
4:D:292:LYS:HG2	4:D:293:GLU:H	1.46	0.80
4:D:464:ILE:O	4:D:467:VAL:HB	1.82	0.80
3:G:875:CYS:HB3	3:G:878:THR:HG23	1.60	0.80
3:G:903:ASP:CG	3:G:905:SER:H	1.88	0.80
2:F:255:HIS:CG	2:F:256:SER:H	2.00	0.80
3:G:682:ARG:HD3	3:G:683:ASN:HD22	1.45	0.80
3:G:704:LYS:HE2	3:G:704:LYS:N	1.95	0.80

Continued on next page...

Continued from previous page...

Atom-1	Atom-2	Interatomic distance (Å)	Clash overlap (Å)
3:G:1307:LEU:HD22	3:G:1430:TYR:CE2	2.16	0.80
4:H:246:PRO:HG3	4:H:311:GLY:HA3	1.63	0.80
3:C:1245:GLN:O	3:C:1248:VAL:HB	1.81	0.80
3:G:1087:LEU:HD12	3:G:1087:LEU:O	1.81	0.80
4:H:365:ALA:HA	4:H:368:ASN:HD22	1.46	0.80
3:C:767:GLN:O	3:C:771:ILE:HG13	1.82	0.80
3:C:1216:ILE:HD12	3:C:1216:ILE:H	1.47	0.80
2:B:367:CYS:SG	2:B:443:HIS:HA	2.21	0.79
3:C:599:LYS:O	3:C:603:GLU:HG2	1.82	0.79
3:C:715:ILE:HD13	3:C:759:LEU:HD21	1.64	0.79
1:E:67:GLU:O	1:E:71:GLN:HG3	1.82	0.79
2:F:39:LEU:HD11	2:F:245:ARG:CD	2.11	0.79
1:A:69:GLU:O	1:A:73:MET:HG2	1.82	0.79
1:A:113:THR:HG23	1:A:163:ARG:NE	1.97	0.79
1:E:68:LYS:HE3	1:E:72:LYS:HZ3	1.47	0.79
4:D:227:LEU:HD12	4:D:227:LEU:O	1.82	0.79
1:E:37:LYS:C	1:E:38:ASN:HD22	1.91	0.79
2:F:118:ARG:HB3	2:F:118:ARG:CZ	2.12	0.79
3:G:387:LEU:HD21	3:G:479:THR:HA	1.63	0.79
4:H:156:THR:H	4:H:157:PRO:HD2	1.46	0.79
3:C:539:VAL:O	3:C:564:VAL:HG13	1.82	0.79
4:D:156:THR:H	4:D:157:PRO:HD2	1.47	0.79
3:G:725:MET:HA	3:G:728:ILE:HD11	1.62	0.79
3:C:542:PHE:CD2	3:C:542:PHE:O	2.36	0.79
3:C:731:MET:HE2	3:C:741:LEU:HD22	1.63	0.79
3:C:734:GLU:OE1	3:C:736:SER:HB2	1.81	0.79
3:C:1244:THR:HG22	3:C:1247:ARG:NH2	1.97	0.79
2:F:355:LYS:HG2	3:G:1247:ARG:NH2	1.98	0.79
3:C:920:GLU:HG2	3:C:923:LYS:HZ1	1.48	0.79
4:D:382:LEU:HD11	4:D:389:VAL:HG21	1.63	0.79
3:G:784:ARG:H	3:G:784:ARG:HD2	1.46	0.79
3:G:1348:CYS:SG	3:G:1353:CYS:HB3	2.23	0.79
4:D:411:GLU:O	4:D:413:THR:N	2.16	0.79
4:D:570:THR:HG22	4:D:597:ARG:HA	1.62	0.79
2:F:313:LEU:HB3	2:F:318:LEU:HD12	1.65	0.79
2:F:358:LYS:HE2	3:G:1274:ARG:HH12	1.46	0.79
3:G:935:ASN:ND2	3:G:937:ASP:HB2	1.98	0.79
4:D:574:LEU:HD12	4:D:574:LEU:N	1.98	0.79
4:H:387:GLU:HG3	4:H:388:GLN:N	1.94	0.79
1:A:97:GLY:HA3	3:C:880:GLN:NE2	1.97	0.79
3:C:1141:LYS:HZ1	3:C:1147:PRO:HD3	1.48	0.79

Continued on next page...

Continued from previous page...

Atom-1	Atom-2	Interatomic distance (Å)	Clash overlap (Å)
4:D:157:PRO:HB3	4:D:354:SER:HB3	1.65	0.79
1:E:139:ILE:HD11	1:E:334:ILE:HD12	1.65	0.79
4:H:176:LEU:O	4:H:178:GLN:NE2	2.16	0.79
3:G:641:GLY:O	3:G:642:PHE:HB2	1.81	0.79
3:G:1093:ASN:O	3:G:1096:ILE:HG22	1.82	0.79
3:C:944:ILE:HA	3:C:947:LYS:HZ1	1.48	0.78
2:F:406:GLY:O	2:F:409:SER:HB3	1.83	0.78
3:G:562:ALA:O	3:G:563:LEU:HD23	1.82	0.78
2:B:445:ASN:O	2:B:448:PHE:HB3	1.82	0.78
4:D:243:LEU:O	4:D:284:ILE:HD13	1.83	0.78
3:G:631:PRO:N	3:G:688:ARG:HH12	1.80	0.78
3:C:843:LEU:HD12	3:C:844:VAL:N	1.98	0.78
1:E:87:ARG:HB3	1:E:89:ASN:HD21	1.48	0.78
3:G:631:PRO:O	3:G:688:ARG:NH1	2.16	0.78
3:G:701:ILE:HG13	3:G:703:CYS:SG	2.23	0.78
4:H:294:TYR:O	4:H:294:TYR:HD1	1.64	0.78
3:G:792:LEU:HD21	3:G:956:MET:HE2	1.66	0.78
4:H:253:LEU:HG	4:H:314:LEU:HD22	1.66	0.78
4:H:360:LEU:O	4:H:363:LEU:HB3	1.84	0.78
2:B:358:LYS:HE2	3:C:1274:ARG:HH22	1.46	0.78
3:C:1439:GLN:O	3:C:1442:SER:HB2	1.83	0.78
2:F:137:LYS:HZ1	2:F:181:GLU:CG	1.96	0.78
3:G:652:ASN:ND2	3:G:670:MET:HE3	1.98	0.78
4:H:164:ARG:HH11	4:H:164:ARG:HG2	1.49	0.78
4:H:538:LEU:CG	4:H:540:ILE:HD11	2.14	0.78
2:F:47:ILE:HG22	2:F:51:LYS:HE3	1.65	0.78
3:G:901:LEU:HD12	3:G:901:LEU:O	1.84	0.78
1:A:146:LEU:HB2	1:A:155:ARG:HD3	1.66	0.78
3:C:644:LEU:HD12	3:C:644:LEU:O	1.84	0.78
4:D:573:ARG:O	4:D:593:VAL:HG13	1.83	0.78
1:E:209:HIS:CE1	1:E:211:PHE:H	2.02	0.78
2:F:422:VAL:O	2:F:425:GLN:HB2	1.84	0.78
3:C:858:LEU:HD13	3:C:1007:MET:HG3	1.65	0.78
1:E:112:MET:HE3	1:E:127:ILE:HG22	1.63	0.78
3:G:630:ASP:CA	3:G:688:ARG:HH22	1.96	0.78
3:G:704:LYS:HE2	3:G:704:LYS:H	1.49	0.78
4:H:538:LEU:HG	4:H:540:ILE:HD11	1.66	0.78
4:H:548:VAL:HG22	4:H:557:VAL:HG22	1.63	0.78
1:E:240:TRP:O	1:E:244:LEU:HG	1.82	0.78
2:F:262:TYR:CD1	2:F:263:SER:N	2.52	0.78
2:B:319:THR:HG23	2:B:322:GLN:OE1	1.84	0.78

Continued on next page...

Continued from previous page...

Atom-1	Atom-2	Interatomic distance (Å)	Clash overlap (Å)
3:C:682:ARG:HD3	3:C:683:ASN:HD22	1.49	0.78
3:C:701:ILE:HG12	3:C:703:CYS:SG	2.24	0.78
3:C:1146:TYR:CD2	3:C:1155:VAL:HG21	2.19	0.78
4:D:479:HIS:CE1	4:D:509:TYR:HH	2.02	0.78
3:G:500:GLU:CD	3:G:502:LYS:HE3	2.08	0.78
3:G:612:ALA:HB1	3:G:617:THR:HB	1.65	0.78
3:G:852:TYR:HD1	3:G:1009:ASN:HD22	1.32	0.78
4:H:243:LEU:HB3	4:H:284:ILE:CD1	2.14	0.78
4:H:376:ILE:O	4:H:377:LEU:HD23	1.84	0.78
4:H:522:TYR:CD2	4:H:522:TYR:N	2.50	0.78
1:A:5:ASP:HB3	1:A:8:GLU:OE2	1.84	0.77
1:A:112:MET:HB3	1:A:163:ARG:HD2	1.65	0.77
3:C:562:ALA:O	3:C:563:LEU:HD23	1.84	0.77
3:C:856:ILE:CG2	3:C:1007:MET:HG2	2.14	0.77
3:G:635:VAL:HG22	3:G:752:ILE:HG22	1.63	0.77
3:G:943:ASP:O	3:G:946:GLN:HB3	1.85	0.77
1:A:237:LYS:HA	1:A:240:TRP:CE2	2.20	0.77
2:B:118:ARG:HH11	2:B:118:ARG:HG3	1.47	0.77
3:C:389:PHE:HB2	3:C:453:LEU:HB3	1.67	0.77
3:C:1038:ILE:HG13	3:C:1039:ASP:N	1.99	0.77
4:D:220:LEU:O	4:D:224:ILE:HG13	1.85	0.77
4:D:361:LEU:HA	4:D:364:ILE:CD1	2.13	0.77
3:G:560:MET:HE1	3:G:647:LEU:HD11	1.66	0.77
3:G:1129:PRO:HB2	3:G:1132:GLN:HG2	1.66	0.77
3:C:875:CYS:SG	3:C:876:PHE:N	2.56	0.77
4:D:499:LEU:O	4:D:503:LEU:HD12	1.83	0.77
1:E:25:GLN:HE21	1:E:396:GLU:HG3	1.48	0.77
4:H:399:GLU:O	4:H:403:LYS:HG2	1.85	0.77
1:A:393:LYS:HE2	1:A:397:HIS:CE1	2.19	0.77
3:C:872:PHE:CE2	3:C:979:LYS:HE2	2.18	0.77
3:C:1129:PRO:HB2	3:C:1132:GLN:HG2	1.65	0.77
4:D:166:ASN:HD22	4:D:166:ASN:H	0.81	0.77
4:D:254:LEU:HD12	4:D:255:GLY:N	2.00	0.77
2:F:445:ASN:O	2:F:448:PHE:HB3	1.85	0.77
3:G:411:LYS:HD2	3:G:411:LYS:N	1.97	0.77
3:G:803:VAL:HB	3:G:804:PRO:CD	2.14	0.77
3:G:1395:TYR:HD1	3:G:1398:ILE:HD11	1.50	0.77
2:B:276:ILE:HA	2:B:279:LEU:HD12	1.67	0.77
3:C:522:LYS:O	3:C:525:LEU:HG	1.84	0.77
3:C:1395:TYR:O	3:C:1398:ILE:HG13	1.83	0.77
2:F:111:CYS:HB2	2:F:233:THR:OG1	1.84	0.77

Continued on next page...

Continued from previous page...

Atom-1	Atom-2	Interatomic distance (Å)	Clash overlap (Å)
2:B:23:PRO:HD2	2:B:25:CYS:HB2	1.65	0.77
3:C:345:TRP:HH2	3:C:775:ILE:HG13	1.48	0.77
3:C:555:ASN:H	3:C:555:ASN:ND2	1.82	0.77
3:C:932:GLN:NE2	3:C:933:ASP:H	1.82	0.77
3:G:1335:ARG:HH21	4:H:433:PRO:HD3	1.48	0.77
4:H:292:LYS:HG2	4:H:293:GLU:N	2.00	0.77
3:C:789:GLU:HG2	3:C:793:LEU:HD11	1.66	0.77
3:C:1267:LEU:HD22	3:C:1271:GLU:HG3	1.65	0.77
1:E:46:SER:OG	1:E:79:ASP:HB2	1.84	0.77
3:C:1010:THR:O	3:C:1011:ASN:HB2	1.85	0.77
4:D:227:LEU:HD23	4:D:301:VAL:CB	2.14	0.77
1:E:93:THR:HG23	3:G:447:PRO:HB3	1.66	0.77
1:E:264:ASN:O	1:E:268:ARG:HD3	1.84	0.77
3:G:1363:GLN:OE1	3:G:1375:MET:HE1	1.85	0.77
3:C:683:ASN:HD22	3:C:683:ASN:N	1.81	0.77
2:F:64:VAL:HG23	2:F:66:GLY:H	1.49	0.77
3:G:1046:SER:HB2	3:G:1058:LEU:CG	2.13	0.77
1:A:56:ARG:C	1:A:58:GLN:HE21	1.92	0.77
1:A:233:ILE:HG13	1:A:234:LEU:HG	1.66	0.77
3:C:682:ARG:HD3	3:C:682:ARG:C	2.10	0.77
3:C:864:LEU:HD23	3:C:1004:ASP:CB	2.15	0.77
3:C:954:ASN:HD22	3:C:954:ASN:H	1.29	0.77
3:G:564:VAL:HG12	3:G:565:HIS:N	1.99	0.77
3:G:806:LYS:HE2	3:G:807:GLN:H	1.45	0.77
3:G:806:LYS:HG2	3:G:966:ARG:HD2	1.66	0.77
3:G:1141:LYS:NZ	3:G:1147:PRO:HD3	2.00	0.77
3:C:659:TRP:CG	3:C:660:SER:N	2.51	0.76
4:D:300:GLN:O	4:D:302:VAL:HG12	1.84	0.76
4:D:567:VAL:HG12	4:D:568:GLY:N	1.98	0.76
2:F:42:PHE:CE1	2:F:105:ILE:HD11	2.19	0.76
2:F:387:ARG:NH1	3:G:995:ASN:HB3	2.00	0.76
3:G:1206:ILE:HD13	3:G:1207:ASP:N	2.00	0.76
4:H:346:CYS:CB	4:H:378:PHE:HB2	2.15	0.76
3:C:943:ASP:O	3:C:946:GLN:HB3	1.85	0.76
3:C:1244:THR:O	3:C:1247:ARG:HG3	1.84	0.76
3:G:437:LYS:HD3	3:G:800:ASN:ND2	1.99	0.76
2:F:443:HIS:CE1	2:F:445:ASN:H	2.04	0.76
4:H:157:PRO:HB3	4:H:354:SER:HB2	1.67	0.76
4:H:294:TYR:HE1	4:H:486:SER:C	1.93	0.76
1:E:162:ARG:HG3	1:E:327:THR:HG21	1.67	0.76
3:G:547:MET:HG3	3:G:728:ILE:HD12	1.67	0.76

Continued on next page...

Continued from previous page...

Atom-1	Atom-2	Interatomic distance (Å)	Clash overlap (Å)
3:G:1427:LEU:CD2	3:G:1431:ARG:HH12	1.91	0.76
3:C:602:ILE:HD13	3:C:609:VAL:HG13	1.68	0.76
3:C:1235:ILE:H	3:C:1235:ILE:HD12	1.49	0.76
3:C:1395:TYR:CD1	3:C:1398:ILE:HD11	2.19	0.76
2:F:255:HIS:CD2	2:F:256:SER:H	2.03	0.76
3:G:610:GLU:HG2	3:G:621:PHE:CZ	2.20	0.76
4:H:286:VAL:HG11	4:H:304:MET:HE1	1.67	0.76
4:H:411:GLU:O	4:H:413:THR:N	2.18	0.76
1:A:174:VAL:O	1:A:177:LEU:HG	1.85	0.76
1:E:50:LYS:HD2	1:E:50:LYS:N	1.96	0.76
1:E:192:VAL:HG21	1:E:304:ARG:HG2	1.68	0.76
4:H:182:TRP:HE3	4:H:341:MET:HE2	1.50	0.76
4:H:573:ARG:C	4:H:574:LEU:HD12	2.11	0.76
3:C:1294:ASN:HD22	3:C:1296:PHE:H	1.34	0.76
4:D:357:TYR:O	4:D:360:LEU:HB3	1.85	0.76
1:E:234:LEU:CD2	1:E:243:ILE:HD12	2.15	0.76
3:G:362:PHE:HZ	3:G:665:LEU:HG	1.51	0.76
1:A:82:ALA:CB	1:A:104:LYS:HB2	2.15	0.76
3:C:857:LEU:HD21	3:C:859:LEU:CG	2.15	0.76
3:C:1427:LEU:HB3	3:C:1431:ARG:HH22	1.50	0.76
1:E:208:ILE:HD12	1:E:212:ILE:HG21	1.68	0.76
3:G:623:LEU:HD11	3:G:659:TRP:HA	1.68	0.76
3:G:668:SER:C	3:G:669:ASN:HD22	1.94	0.76
4:H:215:ASP:O	4:H:219:VAL:HG23	1.86	0.76
4:H:231:LEU:CB	4:H:303:ILE:HD11	2.16	0.76
1:A:198:VAL:O	1:A:201:LYS:HE3	1.86	0.76
2:B:247:GLN:HB2	2:B:248:PRO:HD3	1.68	0.76
2:B:271:ILE:HG22	2:B:272:SER:O	1.85	0.76
3:C:1201:GLN:NE2	3:C:1204:LEU:HG	2.01	0.76
4:D:361:LEU:HA	4:D:364:ILE:HD12	1.66	0.76
3:G:793:LEU:O	3:G:797:TYR:HD1	1.69	0.76
3:G:1219:VAL:O	3:G:1223:ILE:HD12	1.86	0.76
2:B:314:LYS:HD2	2:B:353:PHE:CD2	2.21	0.75
3:C:869:ILE:CG2	3:C:911:LEU:HD21	2.15	0.75
1:E:66:LEU:HD11	1:E:70:MET:HE3	1.66	0.75
3:G:711:LEU:HB3	3:G:755:ILE:CD1	2.16	0.75
4:H:292:LYS:HG2	4:H:293:GLU:H	1.51	0.75
2:B:255:HIS:CG	2:B:256:SER:H	2.05	0.75
3:C:1444:SER:O	3:C:1446:TYR:N	2.19	0.75
4:D:355:ILE:HD11	4:D:388:GLN:NE2	1.99	0.75
4:H:292:LYS:CG	4:H:293:GLU:H	1.99	0.75

Continued on next page...

Continued from previous page...

Atom-1	Atom-2	Interatomic distance (Å)	Clash overlap (Å)
3:C:760:ASN:O	3:C:763:PRO:HD2	1.87	0.75
4:D:194:LYS:HG3	4:D:463:SER:CB	2.17	0.75
1:E:200:LYS:HE2	1:E:246:LEU:HB3	1.68	0.75
3:G:635:VAL:CG2	3:G:752:ILE:HG22	2.16	0.75
3:G:1320:LEU:O	3:G:1320:LEU:HD13	1.86	0.75
3:G:1444:SER:O	3:G:1446:TYR:N	2.19	0.75
4:H:318:LYS:HE3	4:H:320:TYR:CD2	2.21	0.75
1:A:398:PHE:O	1:A:402:LEU:HD13	1.86	0.75
2:F:303:HIS:HB2	3:G:1106:ASP:OD1	1.86	0.75
4:H:493:ASP:OD2	4:H:496:SER:HB2	1.87	0.75
1:A:38:ASN:HB3	1:A:41:GLN:HB2	1.69	0.75
1:A:403:ASP:HA	1:A:406:ARG:HH12	1.51	0.75
2:F:387:ARG:HA	2:F:420:TYR:CE1	2.21	0.75
4:H:474:THR:HG21	4:H:518:MET:CE	2.07	0.75
3:C:1185:ASN:C	3:C:1185:ASN:ND2	2.43	0.75
4:D:306:GLY:HA2	4:D:317:THR:CG2	2.15	0.75
4:D:387:GLU:HG3	4:D:388:GLN:N	2.00	0.75
1:E:247:VAL:HG13	1:E:248:PRO:HD2	1.66	0.75
1:E:403:ASP:HA	1:E:406:ARG:HH11	1.50	0.75
3:G:1192:ALA:C	3:G:1193:TYR:HD1	1.93	0.75
4:H:342:VAL:CG2	4:H:374:VAL:HB	2.12	0.75
1:A:49:LEU:HB3	1:A:50:LYS:NZ	2.02	0.75
3:C:861:PHE:CD1	3:C:1036:LEU:HD11	2.22	0.75
4:D:227:LEU:HD12	4:D:227:LEU:C	2.11	0.75
4:D:292:LYS:CG	4:D:293:GLU:H	2.00	0.75
2:B:441:LEU:HD21	2:B:447:PHE:HB2	1.66	0.75
3:C:564:VAL:HG12	3:C:565:HIS:N	2.02	0.75
1:E:55:ILE:HD12	1:E:56:ARG:H	1.51	0.75
2:F:22:TYR:N	2:F:84:SER:HG	1.85	0.75
3:G:341:PHE:HE2	3:G:365:VAL:HG11	1.51	0.75
2:F:103:HIS:CE1	2:F:107:ARG:HE	2.05	0.75
3:G:428:MET:N	3:G:428:MET:SD	2.60	0.75
4:H:447:ARG:HG2	4:H:447:ARG:HH11	1.52	0.75
2:B:76:SER:O	2:B:79:ARG:HB2	1.87	0.74
2:B:362:TYR:O	2:B:362:TYR:HD2	1.70	0.74
3:C:1036:LEU:O	3:C:1037:GLU:HG3	1.86	0.74
3:C:1400:ASP:CA	3:C:1434:LYS:HD3	2.17	0.74
1:E:50:LYS:H	1:E:50:LYS:CD	1.96	0.74
1:E:118:VAL:HG13	1:E:300:TYR:CD2	2.20	0.74
3:G:549:ASN:HD21	3:G:552:ASN:H	1.31	0.74
4:H:210:PHE:CD1	4:H:210:PHE:O	2.40	0.74

Continued on next page...

Continued from previous page...

Atom-1	Atom-2	Interatomic distance (Å)	Clash overlap (Å)
3:C:774:ASN:ND2	3:C:779:THR:OG1	2.19	0.74
2:F:165:GLU:HB3	2:F:201:TYR:CE2	2.21	0.74
2:F:403:ILE:HG22	2:F:408:ILE:HG12	1.69	0.74
3:G:762:LEU:HD23	3:G:762:LEU:H	1.52	0.74
3:G:1023:ASN:HA	3:G:1026:LYS:HB3	1.68	0.74
3:G:1405:LEU:C	3:G:1407:LYS:H	1.92	0.74
4:H:474:THR:CG2	4:H:518:MET:HE3	2.07	0.74
4:H:567:VAL:HG12	4:H:568:GLY:N	1.97	0.74
1:A:393:LYS:HZ1	1:A:396:GLU:HB3	1.52	0.74
2:B:209:VAL:CG1	2:B:210:PRO:HD2	2.12	0.74
2:F:164:GLN:HE22	2:F:176:LEU:CD1	1.99	0.74
2:F:411:ILE:HG22	2:F:412:LEU:HD23	1.70	0.74
4:H:398:PHE:CD1	4:H:429:VAL:HG21	2.22	0.74
4:D:215:ASP:O	4:D:219:VAL:HG23	1.87	0.74
1:E:275:VAL:O	1:E:278:ARG:HB3	1.88	0.74
3:G:544:MET:HE1	3:G:647:LEU:HD13	1.70	0.74
3:G:623:LEU:CD1	3:G:651:ILE:HD11	2.17	0.74
1:A:228:LEU:HD23	1:A:233:ILE:HG12	1.70	0.74
2:B:93:TYR:HD2	2:B:96:ARG:CB	1.93	0.74
3:G:935:ASN:ND2	3:G:937:ASP:N	2.36	0.74
4:H:546:TYR:O	4:H:547:PHE:HB3	1.85	0.74
1:A:251:ILE:HD12	1:A:275:VAL:HG12	1.68	0.74
2:F:367:CYS:SG	2:F:444:PRO:HD3	2.28	0.74
3:G:876:PHE:HA	3:G:881:ARG:HH12	1.52	0.74
3:G:975:LEU:C	3:G:975:LEU:HD12	2.12	0.74
3:G:1154:HIS:NE2	3:G:1155:VAL:HG23	2.03	0.74
4:H:194:LYS:CG	4:H:463:SER:HB3	2.17	0.74
1:A:48:THR:HB	1:A:77:LYS:HB2	1.67	0.74
3:C:723:ILE:HD12	3:C:723:ILE:N	2.03	0.74
3:C:1119:ILE:O	3:C:1123:VAL:HG23	1.87	0.74
3:C:1405:LEU:C	3:C:1407:LYS:H	1.93	0.74
1:E:158:VAL:HG22	1:E:333:PRO:HA	1.67	0.74
3:G:1369:PRO:O	3:G:1378:THR:HG23	1.88	0.74
4:H:532:PRO:HG2	4:H:533:VAL:H	1.53	0.74
2:B:441:LEU:HD12	2:B:446:GLN:CD	2.12	0.74
3:C:1105:ARG:HA	3:C:1108:ILE:HD12	1.69	0.74
3:C:1314:ASP:O	3:C:1316:LYS:HD2	1.87	0.74
3:C:1395:TYR:HA	3:C:1398:ILE:HD11	1.69	0.74
1:E:398:PHE:O	1:E:402:LEU:HD13	1.86	0.74
3:G:857:LEU:HD23	3:G:859:LEU:HG	1.69	0.74
3:C:956:MET:O	3:C:959:CYS:HB3	1.88	0.74

Continued on next page...

Continued from previous page...

Atom-1	Atom-2	Interatomic distance (Å)	Clash overlap (Å)
3:C:1216:ILE:HD12	3:C:1216:ILE:N	2.03	0.74
4:D:255:GLY:C	4:D:272:LEU:HD11	2.13	0.74
4:H:574:LEU:HD12	4:H:574:LEU:N	2.03	0.74
1:A:200:LYS:HD2	1:A:246:LEU:HD22	1.68	0.74
1:E:20:LEU:CD2	1:E:357:LEU:HD22	2.07	0.74
1:E:313:ILE:O	1:E:313:ILE:HG12	1.88	0.74
2:F:280:SER:HA	2:F:284:PHE:HD1	1.52	0.74
3:G:1345:TRP:CZ3	3:G:1358:ARG:HG3	2.23	0.74
3:C:1335:ARG:NH2	4:D:433:PRO:HD3	2.03	0.73
1:E:379:ARG:HH11	1:E:379:ARG:HG3	1.53	0.73
2:F:200:VAL:HG11	2:F:209:VAL:HG22	1.70	0.73
2:F:428:PHE:CZ	2:F:450:GLU:HB3	2.23	0.73
3:G:344:TYR:HA	3:G:497:CYS:O	1.87	0.73
3:G:437:LYS:NZ	3:G:800:ASN:HD22	1.86	0.73
3:C:1369:PRO:O	3:C:1378:THR:HG23	1.88	0.73
3:C:1394:PHE:O	3:C:1398:ILE:HG12	1.87	0.73
4:D:292:LYS:HG2	4:D:293:GLU:N	2.03	0.73
2:F:32:PRO:HA	2:F:104:PHE:HE2	1.52	0.73
2:F:47:ILE:CD1	3:G:1266:GLN:HB3	2.18	0.73
2:F:362:TYR:C	2:F:362:TYR:CD2	2.64	0.73
2:B:94:GLU:CG	2:B:95:PRO:HD3	2.17	0.73
3:G:695:ILE:HG21	3:G:781:MET:O	1.87	0.73
4:H:202:LEU:CD2	4:H:457:SER:HB3	2.18	0.73
3:G:563:LEU:HD21	3:G:746:TRP:CD1	2.22	0.73
3:G:1337:PHE:CE2	3:G:1391:GLN:HG2	2.22	0.73
4:H:224:ILE:HD11	4:H:256:GLN:OE1	1.89	0.73
1:A:137:MET:O	1:A:141:ILE:HG13	1.87	0.73
2:F:104:PHE:O	2:F:107:ARG:HB2	1.89	0.73
2:F:417:GLY:O	2:F:418:THR:HG22	1.88	0.73
3:G:659:TRP:CG	3:G:660:SER:N	2.56	0.73
3:G:1143:PRO:HB2	3:G:1159:LEU:HD21	1.70	0.73
3:G:1235:ILE:O	3:G:1238:TRP:HB2	1.89	0.73
3:C:507:LEU:H	3:C:507:LEU:HD12	1.52	0.73
4:D:342:VAL:CG1	4:D:374:VAL:HB	2.17	0.73
1:E:13:LEU:HD22	1:E:17:TYR:CE2	2.24	0.73
1:E:49:LEU:HB3	1:E:50:LYS:NZ	2.03	0.73
3:G:865:TYR:H	3:G:865:TYR:HD2	1.32	0.73
2:B:47:ILE:HD13	2:B:260:GLN:NE2	2.02	0.73
3:C:701:ILE:HD11	3:C:714:GLN:NE2	2.04	0.73
3:C:1141:LYS:HZ1	3:C:1147:PRO:CD	2.02	0.73
4:D:296:LEU:HA	4:D:300:GLN:OE1	1.89	0.73

Continued on next page...

Continued from previous page...

Atom-1	Atom-2	Interatomic distance (Å)	Clash overlap (Å)
3:G:381:LYS:HD3	3:G:519:MET:HE2	1.71	0.73
4:H:343:LEU:O	4:H:344:VAL:HG23	1.89	0.73
3:C:537:LEU:HD12	3:C:570:LEU:HD21	1.70	0.73
3:C:659:TRP:CG	3:C:660:SER:H	2.07	0.73
3:C:938:LEU:HA	3:C:941:GLN:HB2	1.70	0.73
4:D:171:VAL:HG23	4:D:595:VAL:HG12	1.69	0.73
4:D:546:TYR:O	4:D:547:PHE:HB3	1.87	0.73
1:E:293:GLU:O	1:E:297:MET:HG3	1.89	0.73
2:F:316:ILE:HB	2:F:448:PHE:HE2	1.54	0.73
3:G:365:VAL:HG22	3:G:376:CYS:HB2	1.69	0.73
4:H:243:LEU:O	4:H:284:ILE:HG21	1.87	0.73
1:A:43:ARG:HH11	1:A:80:ILE:CG2	2.01	0.73
1:A:111:ASP:OD1	1:A:163:ARG:HG3	1.89	0.73
2:B:433:ASN:O	2:B:434:VAL:HG12	1.89	0.73
3:C:774:ASN:O	3:C:775:ILE:HD12	1.89	0.73
4:D:446:SER:O	4:D:450:LYS:HG2	1.88	0.73
3:G:599:LYS:O	3:G:603:GLU:HG2	1.89	0.73
3:G:938:LEU:HA	3:G:941:GLN:HB2	1.70	0.73
2:B:164:GLN:HE22	2:B:176:LEU:CD1	2.01	0.73
3:G:773:GLY:O	3:G:794:HIS:NE2	2.21	0.73
3:G:1149:LYS:HD3	3:G:1150:LYS:N	2.04	0.73
1:A:49:LEU:HB3	1:A:50:LYS:HZ1	1.54	0.72
1:A:145:ALA:HB2	1:A:211:PHE:CE2	2.24	0.72
3:C:803:VAL:HB	3:C:804:PRO:CD	2.19	0.72
4:D:346:CYS:HB2	4:D:378:PHE:CB	2.18	0.72
2:F:22:TYR:HB3	2:F:23:PRO:HD3	1.71	0.72
2:F:94:GLU:HB3	2:F:95:PRO:HD3	1.71	0.72
3:G:341:PHE:CE2	3:G:365:VAL:HG11	2.24	0.72
4:H:306:GLY:HA2	4:H:317:THR:CG2	2.16	0.72
2:B:319:THR:OG1	2:B:322:GLN:HG3	1.89	0.72
3:C:610:GLU:HG2	3:C:621:PHE:CZ	2.24	0.72
3:C:1307:LEU:H	3:C:1307:LEU:HD12	1.54	0.72
4:D:539:ILE:HG22	4:D:541:PRO:HD3	1.71	0.72
3:G:925:VAL:HG21	3:G:945:ARG:HD3	1.71	0.72
3:G:1296:PHE:CZ	3:G:1405:LEU:HD21	2.17	0.72
1:A:393:LYS:HE3	1:A:396:GLU:HB2	1.69	0.72
3:C:843:LEU:H	3:C:981:ARG:HG2	1.54	0.72
3:C:944:ILE:HA	3:C:947:LYS:NZ	2.03	0.72
3:C:1122:ASN:HA	3:C:1125:ASN:ND2	2.04	0.72
4:H:494:ARG:HH11	4:H:494:ARG:HG3	1.54	0.72
1:A:51:ASP:HB2	1:A:53:ILE:HD13	1.70	0.72

Continued on next page...

Continued from previous page...

Atom-1	Atom-2	Interatomic distance (Å)	Clash overlap (Å)
2:B:434:VAL:HG23	2:B:435:ASP:N	2.02	0.72
3:C:346:LEU:HD12	3:C:363:GLY:HA2	1.71	0.72
2:F:387:ARG:HG3	2:F:388:HIS:CD2	2.24	0.72
3:G:360:PHE:CD1	3:G:665:LEU:HD11	2.24	0.72
3:C:437:LYS:HD3	3:C:800:ASN:ND2	2.04	0.72
3:G:510:PRO:HA	3:G:517:GLU:OE1	1.89	0.72
3:G:869:ILE:HG22	3:G:869:ILE:O	1.89	0.72
4:H:426:LEU:HD11	4:H:518:MET:HE2	1.70	0.72
1:A:353:ILE:HB	1:A:386:THR:HG21	1.70	0.72
4:D:307:ILE:O	4:D:315:VAL:HG23	1.89	0.72
4:D:376:ILE:O	4:D:377:LEU:HD23	1.89	0.72
2:F:29:TYR:HB3	2:F:103:HIS:CD2	2.24	0.72
2:F:51:LYS:HE2	2:F:260:GLN:HB2	1.72	0.72
3:G:539:VAL:O	3:G:564:VAL:HG13	1.88	0.72
3:G:1140:THR:O	3:G:1140:THR:HG22	1.89	0.72
4:H:166:ASN:HD22	4:H:166:ASN:N	1.84	0.72
1:A:82:ALA:HB2	1:A:104:LYS:HD3	1.70	0.72
2:F:286:PRO:HB2	2:F:385:PRO:HG3	1.70	0.72
2:F:313:LEU:O	2:F:316:ILE:HG12	1.90	0.72
3:G:598:PHE:CE1	3:G:738:LEU:HB3	2.25	0.72
3:G:945:ARG:O	3:G:949:LEU:HG	1.89	0.72
4:H:522:TYR:HA	4:H:525:PHE:HB3	1.72	0.72
1:A:178:SER:O	1:A:182:ARG:HG3	1.90	0.72
1:A:207:LYS:HZ1	2:B:172:SER:HA	1.54	0.72
2:B:443:HIS:HE1	2:B:445:ASN:CB	2.03	0.72
4:D:522:TYR:HA	4:D:525:PHE:HB3	1.70	0.72
1:E:192:VAL:HG23	1:E:302:PHE:CD1	2.24	0.72
2:F:282:LYS:HA	2:F:431:ILE:HD11	1.71	0.72
2:F:403:ILE:HG22	2:F:408:ILE:CG1	2.20	0.72
3:G:1374:CYS:O	3:G:1374:CYS:SG	2.47	0.72
4:H:227:LEU:HD23	4:H:301:VAL:HB	1.72	0.72
4:H:400:ASP:O	4:H:403:LYS:N	2.22	0.72
2:B:342:ASP:HA	2:B:346:SER:HB2	1.70	0.72
1:E:269:TRP:NE1	1:E:273:LYS:HD3	2.05	0.72
3:G:659:TRP:CD1	3:G:660:SER:H	2.07	0.72
3:C:876:PHE:HZ	3:C:960:LEU:HD21	1.55	0.72
3:C:1399:PHE:O	3:C:1434:LYS:HG3	1.89	0.72
1:E:143:ASP:HA	1:E:146:LEU:HD12	1.70	0.72
2:F:104:PHE:CE1	2:F:107:ARG:CZ	2.72	0.72
2:F:258:THR:OG1	2:F:261:ASP:N	2.22	0.72
2:F:265:GLN:CG	2:F:266:GLY:H	2.03	0.72

Continued on next page...

Continued from previous page...

Atom-1	Atom-2	Interatomic distance (Å)	Clash overlap (Å)
2:F:316:ILE:HB	2:F:448:PHE:CE2	2.24	0.72
3:G:533:SER:OG	3:G:534:PRO:HD2	1.90	0.72
1:A:237:LYS:HA	1:A:240:TRP:CD2	2.25	0.71
3:C:428:MET:SD	3:C:428:MET:N	2.62	0.71
3:C:788:ASN:O	3:C:789:GLU:C	2.33	0.71
2:F:300:HIS:ND1	2:F:301:LEU:N	2.38	0.71
3:C:498:TRP:O	3:C:528:VAL:HG13	1.89	0.71
3:C:552:ASN:O	3:C:553:HIS:ND1	2.15	0.71
3:C:953:ALA:HA	3:C:956:MET:HG2	1.71	0.71
3:G:563:LEU:HD13	3:G:579:PHE:CD2	2.25	0.71
4:H:308:ASN:HD21	4:H:311:GLY:CA	1.97	0.71
2:B:104:PHE:O	2:B:107:ARG:HB2	1.89	0.71
2:B:359:ARG:O	2:B:360:THR:HG22	1.90	0.71
3:C:991:VAL:HG12	3:C:996:LEU:O	1.90	0.71
3:C:1141:LYS:NZ	3:C:1147:PRO:CD	2.53	0.71
3:C:1334:ILE:HG21	3:C:1440:PHE:CD1	2.25	0.71
2:F:262:TYR:O	2:F:264:THR:HG22	1.89	0.71
3:C:477:PHE:CD1	3:C:802:ILE:HG21	2.25	0.71
3:C:1076:GLY:C	3:C:1077:LEU:HD23	2.15	0.71
1:E:30:LEU:HD11	1:E:80:ILE:HD13	1.73	0.71
1:E:107:VAL:HG12	1:E:168:TRP:HA	1.71	0.71
1:E:323:VAL:HG21	1:E:350:ILE:HD12	1.72	0.71
3:G:588:LYS:HD3	3:G:594:PHE:CE1	2.25	0.71
3:G:875:CYS:HB3	3:G:878:THR:CG2	2.20	0.71
1:A:209:HIS:CE1	1:A:211:PHE:H	2.08	0.71
1:A:382:ASP:OD1	1:A:385:LYS:HB2	1.90	0.71
2:B:265:GLN:CG	2:B:266:GLY:H	2.03	0.71
3:C:558:ILE:HG13	3:C:558:ILE:O	1.89	0.71
3:C:720:ARG:NH1	3:C:722:VAL:HG22	2.06	0.71
3:C:865:TYR:N	3:C:866:PRO:CD	2.54	0.71
3:C:1358:ARG:NH2	4:D:514:PRO:O	2.24	0.71
3:G:497:CYS:SG	3:G:499:LEU:HD21	2.31	0.71
3:G:1290:ASN:HD22	3:G:1292:TYR:HE1	1.37	0.71
4:H:231:LEU:HB2	4:H:303:ILE:HD11	1.72	0.71
1:A:227:ALA:O	1:A:233:ILE:HG23	1.91	0.71
2:B:45:LEU:HD13	2:B:101:ILE:HG21	1.72	0.71
2:B:62:SER:O	2:B:63:TYR:HD2	1.72	0.71
2:B:288:MET:HG3	2:B:312:PHE:CE2	2.25	0.71
3:C:803:VAL:HB	3:C:804:PRO:HD2	1.73	0.71
3:C:1185:ASN:ND2	3:C:1185:ASN:O	2.16	0.71
1:E:60:PHE:HB3	1:E:65:ASP:HB2	1.72	0.71

Continued on next page...

Continued from previous page...

Atom-1	Atom-2	Interatomic distance (Å)	Clash overlap (Å)
3:G:1026:LYS:HG3	3:G:1030:ASN:ND2	2.04	0.71
1:A:259:PHE:HE2	1:A:271:HIS:HB3	1.55	0.71
2:B:28:PHE:O	2:B:30:LEU:N	2.23	0.71
3:C:1334:ILE:HG21	3:C:1440:PHE:CE1	2.24	0.71
4:D:227:LEU:HD11	4:D:231:LEU:CG	2.18	0.71
2:F:308:GLN:CD	2:F:370:ILE:HD13	2.16	0.71
3:G:430:PHE:CD2	3:G:430:PHE:N	2.58	0.71
3:G:922:ARG:HH12	3:G:950:LYS:CD	2.04	0.71
4:H:243:LEU:O	4:H:284:ILE:HD13	1.89	0.71
2:B:114:GLU:N	2:B:117:ARG:HH21	1.89	0.71
2:B:163:GLU:HG3	2:B:178:LEU:HD22	1.73	0.71
3:C:939:ILE:HG22	3:C:940:LEU:N	2.05	0.71
3:C:1328:ASN:HB3	4:D:392:CYS:SG	2.31	0.71
1:E:221:LYS:HB2	1:E:221:LYS:HZ2	1.50	0.71
3:G:774:ASN:ND2	3:G:779:THR:OG1	2.20	0.71
2:F:49:ARG:NH1	2:F:124:GLU:OE2	2.23	0.71
3:G:346:LEU:HB3	3:G:689:MET:HE2	1.70	0.71
3:G:558:ILE:O	3:G:559:ALA:HB2	1.90	0.71
3:G:788:ASN:HD22	3:G:956:MET:HA	1.56	0.71
4:H:227:LEU:HD23	4:H:301:VAL:CB	2.21	0.71
4:H:407:ARG:HG3	4:H:407:ARG:HH11	1.54	0.71
3:C:578:PRO:HB2	3:C:753:LEU:HD23	1.73	0.71
3:C:716:LEU:HG	3:C:755:ILE:HG13	1.72	0.71
3:C:855:PHE:CE1	3:C:1045:LYS:HG3	2.26	0.71
3:C:1241:LEU:O	3:C:1243:PRO:HD2	1.91	0.71
4:D:411:GLU:HG3	4:D:414:ARG:NH1	2.06	0.71
4:D:525:PHE:CD1	4:D:529:ALA:HB3	2.25	0.71
2:F:184:TYR:HE1	2:F:210:PRO:C	1.99	0.71
3:G:843:LEU:HD11	3:G:845:LEU:HD21	1.72	0.71
3:G:935:ASN:ND2	3:G:935:ASN:C	2.49	0.71
3:G:1300:GLY:N	3:G:1303:MET:HE3	2.02	0.71
4:D:358:ASP:HB2	4:D:359:PRO:CD	2.21	0.70
1:E:144:ARG:HD3	1:E:218:ILE:HD11	1.73	0.70
3:G:804:PRO:HG2	3:G:967:PHE:CE2	2.25	0.70
4:H:435:TYR:HD2	4:H:518:MET:HE1	1.56	0.70
1:A:157:TRP:HB3	1:A:334:ILE:HD12	1.74	0.70
3:C:716:LEU:HD11	3:C:754:GLN:HB2	1.72	0.70
3:C:1345:TRP:HZ3	3:C:1358:ARG:HB2	1.56	0.70
1:E:206:GLU:OE1	1:E:206:GLU:HA	1.89	0.70
1:E:408:GLY:O	1:E:412:LYS:HB3	1.90	0.70
2:F:255:HIS:CG	2:F:256:SER:N	2.59	0.70

Continued on next page...

Continued from previous page...

Atom-1	Atom-2	Interatomic distance (Å)	Clash overlap (Å)
2:F:392:GLU:O	2:F:396:GLN:HG3	1.92	0.70
3:G:1185:ASN:HD22	3:G:1185:ASN:C	1.98	0.70
1:A:244:LEU:CD1	1:A:256:GLN:HE22	2.03	0.70
1:A:349:THR:HG22	1:A:351:SER:H	1.56	0.70
3:C:618:LEU:HD23	3:C:618:LEU:C	2.16	0.70
2:F:441:LEU:HD12	2:F:446:GLN:OE1	1.90	0.70
4:H:243:LEU:HD22	4:H:253:LEU:HD12	1.71	0.70
3:C:1115:ARG:HH11	3:C:1115:ARG:HG3	1.57	0.70
4:D:212:LYS:HZ2	4:D:215:ASP:CG	1.99	0.70
3:G:430:PHE:N	3:G:430:PHE:HD2	1.87	0.70
1:A:50:LYS:NZ	1:A:73:MET:O	2.25	0.70
1:A:152:PHE:O	1:A:155:ARG:NH1	2.24	0.70
3:C:873:ASN:OD1	3:C:878:THR:HG21	1.92	0.70
3:C:875:CYS:HB3	3:C:878:THR:CG2	2.16	0.70
3:C:921:ARG:HH22	3:C:945:ARG:NH2	1.88	0.70
3:C:1350:GLU:OE2	3:C:1351:PRO:HD2	1.92	0.70
4:D:354:SER:HB2	4:D:356:THR:HG23	1.72	0.70
1:E:82:ALA:HB2	1:E:104:LYS:HD3	1.72	0.70
1:A:235:GLU:C	1:A:236:ASN:HD22	1.98	0.70
3:C:920:GLU:HG2	3:C:923:LYS:NZ	2.07	0.70
2:F:336:MET:HG2	2:F:337:ASP:N	2.06	0.70
3:G:594:PHE:HD1	3:G:594:PHE:H	1.39	0.70
3:G:1143:PRO:HB2	3:G:1159:LEU:CD2	2.22	0.70
4:H:389:VAL:HG13	4:H:398:PHE:CE1	2.22	0.70
4:H:476:LEU:HD13	4:H:509:TYR:HD2	1.56	0.70
2:B:176:LEU:O	2:B:176:LEU:HD23	1.92	0.70
3:C:788:ASN:HD22	3:C:956:MET:HA	1.57	0.70
3:C:1345:TRP:HA	3:C:1345:TRP:HE3	1.57	0.70
4:D:185:ARG:HB2	4:D:188:ALA:HB3	1.73	0.70
2:F:114:GLU:CD	2:F:117:ARG:HH12	2.00	0.70
2:F:247:GLN:HB2	2:F:248:PRO:HD3	1.74	0.70
4:H:227:LEU:HD23	4:H:301:VAL:CG1	2.21	0.70
4:H:307:ILE:O	4:H:315:VAL:HG22	1.91	0.70
3:C:1023:ASN:HA	3:C:1026:LYS:HB2	1.74	0.70
2:F:300:HIS:HA	2:F:331:PHE:CE1	2.27	0.70
3:G:1215:GLN:O	3:G:1218:PRO:HD2	1.92	0.70
2:B:362:TYR:HD2	2:B:362:TYR:C	2.00	0.70
3:C:531:ASP:O	3:C:532:VAL:HG23	1.92	0.70
3:C:558:ILE:O	3:C:559:ALA:HB2	1.90	0.70
3:C:978:TYR:HA	3:C:981:ARG:NH2	2.07	0.70
4:D:539:ILE:HD13	4:D:557:VAL:HB	1.73	0.70

Continued on next page...

Continued from previous page...

Atom-1	Atom-2	Interatomic distance (Å)	Clash overlap (Å)
2:F:23:PRO:C	2:F:25:CYS:N	2.47	0.70
2:F:387:ARG:HH12	3:G:995:ASN:HB3	1.57	0.70
3:G:513:TRP:HB3	3:G:627:HIS:CD2	2.27	0.70
3:G:700:LEU:O	3:G:701:ILE:HG22	1.91	0.70
3:G:1267:LEU:H	3:G:1267:LEU:HD12	1.56	0.70
4:H:343:LEU:CD1	4:H:344:VAL:H	2.03	0.70
1:A:209:HIS:CG	1:A:210:PRO:HD2	2.27	0.69
3:C:364:LYS:NZ	3:C:538:VAL:HG23	2.07	0.69
3:C:635:VAL:HG23	3:C:752:ILE:CG2	2.22	0.69
3:C:786:GLU:O	3:C:789:GLU:HB3	1.92	0.69
3:G:946:GLN:HE22	3:G:947:LYS:HG3	1.57	0.69
1:A:18:ARG:HG3	1:A:19:ARG:HG3	1.75	0.69
1:A:247:VAL:CG1	1:A:248:PRO:HD2	2.21	0.69
3:C:453:LEU:HG	3:C:455:VAL:HG23	1.74	0.69
4:D:310:THR:HG21	4:D:312:ARG:HD2	1.72	0.69
2:F:76:SER:O	2:F:79:ARG:HB3	1.91	0.69
3:G:903:ASP:OD2	3:G:906:LEU:HD12	1.92	0.69
3:G:1122:ASN:HA	3:G:1125:ASN:ND2	2.07	0.69
4:H:361:LEU:HA	4:H:364:ILE:CD1	2.21	0.69
3:C:1158:ALA:HA	3:C:1161:ILE:HD12	1.73	0.69
3:C:1338:ILE:HD13	4:D:209:MET:HE2	1.73	0.69
4:D:476:LEU:HD12	4:D:476:LEU:O	1.92	0.69
2:F:252:HIS:HD2	2:F:255:HIS:CD2	2.10	0.69
3:G:760:ASN:HB3	3:G:944:ILE:HD11	1.73	0.69
2:B:241:GLN:OE1	2:B:241:GLN:O	2.10	0.69
3:C:543:SER:H	3:C:749:ALA:CB	2.03	0.69
3:C:1140:THR:HG22	3:C:1140:THR:O	1.90	0.69
3:C:1431:ARG:O	3:C:1435:ASN:ND2	2.25	0.69
4:D:399:GLU:O	4:D:403:LYS:HG2	1.93	0.69
3:G:756:MET:SD	3:G:762:LEU:HD21	2.32	0.69
3:G:1219:VAL:O	3:G:1222:ARG:HG2	1.92	0.69
1:A:135:MET:O	1:A:139:ILE:HG13	1.91	0.69
3:C:560:MET:HE1	3:C:622:PHE:CD2	2.27	0.69
3:C:1225:GLU:HB3	3:C:1226:PRO:HD3	1.73	0.69
3:C:1244:THR:HG22	3:C:1247:ARG:HH22	1.57	0.69
3:C:1334:ILE:CG2	3:C:1440:PHE:CE1	2.75	0.69
3:C:1363:GLN:O	3:C:1370:LEU:HB3	1.93	0.69
3:G:1118:GLU:O	3:G:1119:ILE:C	2.36	0.69
2:B:139:LYS:HA	2:B:142:ASP:OD1	1.93	0.69
3:C:1028:GLU:O	3:C:1032:LEU:HG	1.92	0.69
3:C:1250:HIS:HE1	3:C:1254:ASP:CB	2.06	0.69

Continued on next page...

Continued from previous page...

Atom-1	Atom-2	Interatomic distance (Å)	Clash overlap (Å)
1:E:156:LEU:HD22	1:E:395:PHE:HE1	1.57	0.69
3:G:585:VAL:HG22	3:G:618:LEU:CD1	2.20	0.69
3:G:645:GLU:O	3:G:646:VAL:C	2.35	0.69
3:G:1216:ILE:H	3:G:1216:ILE:HD12	1.56	0.69
3:G:1349:GLU:HG2	3:G:1378:THR:O	1.92	0.69
1:A:5:ASP:OD1	1:A:8:GLU:HG3	1.92	0.69
2:B:434:VAL:HG23	2:B:436:ASP:N	2.06	0.69
3:C:1307:LEU:HD12	3:C:1307:LEU:N	2.07	0.69
4:D:389:VAL:HG13	4:D:398:PHE:CE1	2.25	0.69
2:F:28:PHE:O	2:F:30:LEU:N	2.26	0.69
2:F:367:CYS:HB3	2:F:421:GLN:NE2	2.07	0.69
2:F:441:LEU:HD11	2:F:447:PHE:HB2	1.75	0.69
3:G:873:ASN:ND2	3:G:878:THR:HG21	2.08	0.69
1:A:136:THR:HG23	1:A:339:VAL:HG12	1.74	0.69
1:A:255:LEU:CD1	1:A:272:LEU:HD13	2.23	0.69
2:B:23:PRO:CD	2:B:25:CYS:HB2	2.22	0.69
2:B:62:SER:C	2:B:63:TYR:HD2	2.01	0.69
2:B:87:GLU:HG3	2:B:93:TYR:HE1	1.56	0.69
2:B:336:MET:HE2	2:B:340:LYS:HD3	1.75	0.69
2:B:414:LEU:O	2:B:417:GLY:N	2.24	0.69
3:C:636:GLY:HA2	3:C:752:ILE:HD13	1.74	0.69
3:C:903:ASP:CG	3:C:905:SER:H	2.01	0.69
4:D:291:LEU:HD11	4:D:317:THR:C	2.18	0.69
1:E:349:THR:HG22	1:E:351:SER:N	2.05	0.69
2:F:50:VAL:HG23	2:F:106:LEU:CD1	2.21	0.69
3:G:807:GLN:O	3:G:808:ILE:HG13	1.93	0.69
3:G:874:ILE:HD13	3:G:976:VAL:HG22	1.73	0.69
3:G:946:GLN:NE2	3:G:947:LYS:HG3	2.08	0.69
3:G:1010:THR:O	3:G:1011:ASN:HB2	1.93	0.69
3:G:1196:GLU:HG3	3:G:1197:GLN:H	1.56	0.69
3:G:1211:TYR:HA	3:G:1215:GLN:HB2	1.74	0.69
1:A:177:LEU:N	1:A:182:ARG:HH21	1.89	0.69
3:C:732:TYR:CD2	3:C:738:LEU:HD13	2.28	0.69
3:C:1212:LEU:HD22	3:C:1239:LEU:HB3	1.74	0.69
4:D:164:ARG:HH12	4:D:167:ARG:NH2	1.90	0.69
1:E:141:ILE:HG22	1:E:142:ILE:HD13	1.75	0.69
3:G:387:LEU:HD12	3:G:457:TYR:HE1	1.57	0.69
3:G:1119:ILE:O	3:G:1123:VAL:HG23	1.93	0.69
3:G:1185:ASN:C	3:G:1185:ASN:ND2	2.50	0.69
3:G:1273:TYR:HD2	3:G:1394:PHE:HD1	1.40	0.69
2:B:121:ILE:HG12	2:B:226:LEU:HD23	1.74	0.68

Continued on next page...

Continued from previous page...

Atom-1	Atom-2	Interatomic distance (Å)	Clash overlap (Å)
2:B:171:PRO:C	2:B:173:LEU:H	2.00	0.68
2:F:358:LYS:CD	3:G:1274:ARG:HH22	2.04	0.68
2:F:414:LEU:O	2:F:417:GLY:N	2.25	0.68
1:A:276:ALA:O	1:A:279:TYR:HB3	1.93	0.68
3:C:364:LYS:NZ	3:C:537:LEU:HA	2.07	0.68
4:D:265:LEU:HD13	4:D:298:PRO:HG3	1.76	0.68
3:G:788:ASN:O	3:G:789:GLU:C	2.35	0.68
4:H:182:TRP:CE3	4:H:341:MET:HE2	2.29	0.68
1:A:27:TYR:HB2	1:A:63:GLN:HG3	1.75	0.68
3:C:499:LEU:CD2	3:C:528:VAL:HG22	2.24	0.68
3:C:954:ASN:HD22	3:C:954:ASN:N	1.87	0.68
3:C:1345:TRP:HA	3:C:1345:TRP:CE3	2.28	0.68
4:H:175:GLY:O	4:H:176:LEU:HD23	1.94	0.68
4:H:186:GLY:HA3	4:H:371:ARG:NH2	2.08	0.68
1:A:244:LEU:HD13	1:A:256:GLN:HE22	1.58	0.68
3:C:543:SER:HB2	3:C:749:ALA:N	2.08	0.68
4:D:243:LEU:HD22	4:D:253:LEU:HD13	1.74	0.68
3:G:366:TRP:HB2	3:G:373:HIS:CD2	2.28	0.68
3:G:549:ASN:HD21	3:G:552:ASN:N	1.92	0.68
3:G:873:ASN:ND2	3:G:878:THR:CG2	2.57	0.68
3:G:1023:ASN:O	3:G:1026:LYS:HB3	1.94	0.68
3:G:1186:LEU:HD13	3:G:1190:GLN:HB3	1.74	0.68
3:G:1245:GLN:O	3:G:1248:VAL:HB	1.93	0.68
2:B:75:GLU:HB3	2:B:130:PHE:HZ	1.59	0.68
2:B:258:THR:HG21	2:B:261:ASP:OD1	1.94	0.68
3:C:512:SER:HB2	3:C:664:ARG:O	1.93	0.68
2:F:178:LEU:O	2:F:179:GLY:O	2.12	0.68
3:G:350:GLU:HB3	3:G:359:VAL:HG22	1.74	0.68
3:G:604:LYS:C	3:G:604:LYS:HD3	2.18	0.68
3:G:1009:ASN:OD1	3:G:1011:ASN:ND2	2.27	0.68
3:G:1340:LYS:HD3	3:G:1383:TYR:CD1	2.28	0.68
2:B:434:VAL:HG23	2:B:436:ASP:H	1.58	0.68
3:C:1007:MET:SD	3:C:1047:LEU:HD21	2.33	0.68
4:D:327:PHE:HZ	4:D:552:LEU:O	1.77	0.68
1:E:89:ASN:HD22	1:E:89:ASN:N	1.91	0.68
1:E:106:LEU:HD21	1:E:185:ILE:HD13	1.75	0.68
1:E:120:ARG:HB3	1:E:120:ARG:NH1	2.09	0.68
2:F:137:LYS:HZ1	2:F:181:GLU:HG2	1.57	0.68
1:A:1:MET:HE3	1:A:329:ARG:HH21	1.59	0.68
1:A:87:ARG:HD3	1:A:90:GLN:NE2	2.08	0.68
3:C:354:ASN:HD22	3:C:354:ASN:N	1.90	0.68

Continued on next page...

Continued from previous page...

Atom-1	Atom-2	Interatomic distance (Å)	Clash overlap (Å)
3:C:496:PRO:O	3:C:497:CYS:HB3	1.93	0.68
3:G:395:LYS:HB2	3:G:408:ILE:HD11	1.74	0.68
3:G:659:TRP:CG	3:G:660:SER:H	2.12	0.68
3:G:1388:LEU:HD21	4:H:209:MET:HE1	1.76	0.68
1:A:87:ARG:HD3	1:A:90:GLN:HE21	1.59	0.68
2:B:178:LEU:O	2:B:179:GLY:O	2.11	0.68
2:B:376:PRO:HD2	2:B:388:HIS:CD2	2.29	0.68
3:C:364:LYS:HE3	3:C:632:ASP:CG	2.19	0.68
3:C:865:TYR:O	3:C:869:ILE:HG13	1.94	0.68
2:F:103:HIS:NE2	2:F:107:ARG:NE	2.40	0.68
3:G:669:ASN:HD22	3:G:669:ASN:N	1.87	0.68
3:G:1230:ILE:CD1	3:G:1238:TRP:HH2	2.06	0.68
3:C:648:LEU:C	3:C:651:ILE:HG22	2.18	0.68
1:E:192:VAL:HG23	1:E:302:PHE:CE1	2.28	0.68
3:G:651:ILE:CG2	3:G:652:ASN:N	2.57	0.68
4:H:573:ARG:O	4:H:593:VAL:HG13	1.94	0.68
2:B:443:HIS:HE1	2:B:445:ASN:H	1.38	0.68
4:D:400:ASP:O	4:D:403:LYS:N	2.26	0.68
2:F:259:GLY:O	2:F:260:GLN:HB2	1.94	0.68
3:G:364:LYS:NZ	3:G:537:LEU:HD23	2.01	0.68
3:G:416:GLU:OE1	3:G:471:GLU:N	2.27	0.68
3:G:957:TYR:O	3:G:959:CYS:N	2.27	0.68
3:G:1050:LEU:HD11	3:G:1222:ARG:O	1.93	0.68
3:G:1182:ASP:OD2	3:G:1182:ASP:N	2.25	0.68
4:H:343:LEU:HD11	4:H:571:PHE:HD1	1.59	0.68
1:A:202:VAL:HG11	1:A:298:LEU:HD12	1.77	0.67
2:B:369:LYS:O	2:B:371:ILE:N	2.27	0.67
3:C:549:ASN:HD21	3:C:552:ASN:N	1.92	0.67
3:C:1116:LEU:HA	3:C:1119:ILE:CG1	2.24	0.67
3:G:939:ILE:HG22	3:G:940:LEU:N	2.08	0.67
3:G:1035:LEU:O	3:G:1037:GLU:HG3	1.93	0.67
4:H:199:PRO:O	4:H:200:GLU:C	2.37	0.67
4:H:334:ASP:HA	4:H:337:PHE:CD2	2.28	0.67
2:B:410:GLN:NE2	2:B:426:LYS:HE3	2.09	0.67
3:C:549:ASN:HD21	3:C:552:ASN:H	1.41	0.67
3:C:1105:ARG:HA	3:C:1108:ILE:CD1	2.24	0.67
3:C:1118:GLU:O	3:C:1119:ILE:C	2.36	0.67
4:D:467:VAL:HG11	4:D:576:LEU:HD13	1.76	0.67
1:E:162:ARG:HG3	1:E:327:THR:CG2	2.22	0.67
2:F:295:LEU:HD12	2:F:295:LEU:O	1.93	0.67
3:G:990:MET:O	3:G:994:MET:HG3	1.93	0.67

Continued on next page...

Continued from previous page...

Atom-1	Atom-2	Interatomic distance (Å)	Clash overlap (Å)
4:H:209:MET:O	4:H:209:MET:SD	2.52	0.67
2:B:39:LEU:HD11	2:B:245:ARG:HD2	1.76	0.67
3:C:395:LYS:HB2	3:C:408:ILE:HD11	1.76	0.67
3:C:1035:LEU:O	3:C:1037:GLU:HG3	1.95	0.67
3:C:1235:ILE:HD12	3:C:1235:ILE:N	2.09	0.67
3:C:1441:LEU:N	3:C:1441:LEU:HD23	2.10	0.67
2:F:389:SER:OG	2:F:397:LYS:NZ	2.26	0.67
3:C:651:ILE:HG23	3:C:652:ASN:N	2.09	0.67
3:C:932:GLN:CD	3:C:933:ASP:H	2.03	0.67
1:E:24:SER:HA	1:E:63:GLN:OE1	1.95	0.67
1:E:232:ASP:OD2	1:E:235:GLU:HB3	1.95	0.67
3:G:784:ARG:H	3:G:784:ARG:CD	2.08	0.67
3:C:340:VAL:HG23	3:C:501:VAL:O	1.95	0.67
3:C:628:LYS:HG2	3:G:933:ASP:CB	2.23	0.67
3:C:1068:TYR:C	3:C:1068:TYR:CD2	2.72	0.67
4:D:571:PHE:CD2	4:D:571:PHE:N	2.63	0.67
1:E:352:PHE:O	1:E:355:ARG:HB3	1.94	0.67
2:F:171:PRO:C	2:F:173:LEU:H	2.00	0.67
2:F:313:LEU:CB	2:F:318:LEU:HD12	2.24	0.67
3:G:362:PHE:CZ	3:G:665:LEU:HG	2.28	0.67
3:G:543:SER:H	3:G:749:ALA:CB	2.03	0.67
3:G:1360:LEU:HD22	4:H:216:ILE:CG2	2.23	0.67
4:H:267:ASN:O	4:H:288:LEU:HD12	1.95	0.67
2:B:32:PRO:HA	2:B:104:PHE:CE2	2.29	0.67
2:B:53:LEU:HD21	2:B:124:GLU:OE1	1.94	0.67
2:B:255:HIS:CG	2:B:256:SER:N	2.62	0.67
3:C:549:ASN:ND2	3:C:552:ASN:H	1.92	0.67
3:C:695:ILE:HD12	3:C:781:MET:O	1.95	0.67
3:C:1047:LEU:HD13	3:C:1057:ALA:HB2	1.77	0.67
2:F:163:GLU:HG3	2:F:178:LEU:HD22	1.75	0.67
3:G:1146:TYR:CE2	3:G:1155:VAL:HG21	2.29	0.67
4:H:240:PHE:CD1	4:H:254:LEU:HB2	2.29	0.67
1:A:95:LYS:NZ	3:C:881:ARG:H	1.92	0.67
3:C:583:PHE:CE2	3:C:625:LYS:HE2	2.29	0.67
3:C:693:VAL:HG11	3:C:755:ILE:HG22	1.75	0.67
3:C:1139:LEU:CD1	3:C:1139:LEU:H	2.08	0.67
1:E:135:MET:SD	1:E:164:GLY:HA2	2.35	0.67
2:F:170:SER:CB	2:F:171:PRO:HD2	2.24	0.67
3:G:1095:VAL:O	3:G:1097:GLY:N	2.28	0.67
3:G:1251:TYR:HD1	3:G:1254:ASP:H	1.42	0.67
2:B:427:TYR:O	2:B:431:ILE:HG22	1.94	0.67

Continued on next page...

Continued from previous page...

Atom-1	Atom-2	Interatomic distance (Å)	Clash overlap (Å)
3:C:843:LEU:HB3	3:C:981:ARG:HG2	1.76	0.67
3:C:863:SER:C	3:C:866:PRO:HD2	2.18	0.67
3:C:1332:MET:HE2	4:D:390:GLU:HA	1.77	0.67
4:D:243:LEU:HB3	4:D:284:ILE:CD1	2.25	0.67
3:G:843:LEU:H	3:G:981:ARG:HG2	1.59	0.67
3:G:865:TYR:HD2	3:G:865:TYR:N	1.92	0.67
4:H:227:LEU:HD23	4:H:301:VAL:HG11	1.77	0.67
3:C:410:MET:HE1	3:C:452:TYR:C	2.20	0.67
3:C:597:ALA:O	3:C:601:VAL:HG23	1.95	0.67
3:C:760:ASN:C	3:C:763:PRO:HD2	2.20	0.67
3:C:957:TYR:O	3:C:959:CYS:N	2.28	0.67
3:G:351:ASP:OD2	3:G:354:ASN:HB2	1.95	0.67
3:G:762:LEU:HD23	3:G:762:LEU:N	2.08	0.67
3:G:1141:LYS:HZ2	3:G:1147:PRO:HD3	1.58	0.67
4:H:367:ILE:O	4:H:372:PRO:HD2	1.95	0.67
3:C:874:ILE:HD13	3:C:976:VAL:CG2	2.24	0.67
3:G:1405:LEU:C	3:G:1407:LYS:N	2.53	0.67
4:H:360:LEU:CD1	4:H:409:ILE:HD11	2.16	0.67
1:A:234:LEU:CD2	1:A:243:ILE:HD12	2.26	0.66
3:C:443:ILE:O	3:C:446:VAL:HG23	1.94	0.66
3:C:876:PHE:CZ	3:C:960:LEU:HD21	2.29	0.66
3:C:953:ALA:O	3:C:956:MET:N	2.26	0.66
3:C:1068:TYR:C	3:C:1068:TYR:HD2	2.02	0.66
4:D:538:LEU:HG	4:D:540:ILE:HG13	1.77	0.66
4:D:571:PHE:N	4:D:571:PHE:HD2	1.93	0.66
1:E:137:MET:HE1	1:E:301:CYS:SG	2.35	0.66
1:E:382:ASP:OD1	1:E:385:LYS:HD2	1.95	0.66
1:A:213:ARG:HH11	1:A:213:ARG:HG2	1.59	0.66
2:B:23:PRO:C	2:B:25:CYS:N	2.49	0.66
2:B:45:LEU:CD1	2:B:101:ILE:HG21	2.25	0.66
2:B:336:MET:HE1	2:B:345:TYR:HE2	1.60	0.66
3:C:362:PHE:CD2	3:C:687:GLY:HA3	2.30	0.66
3:C:903:ASP:OD2	3:C:906:LEU:HD12	1.95	0.66
4:H:400:ASP:O	4:H:401:ILE:C	2.38	0.66
3:C:589:PRO:CG	3:C:592:CYS:HB2	2.24	0.66
3:C:645:GLU:O	3:C:646:VAL:C	2.37	0.66
3:G:542:PHE:CD2	3:G:542:PHE:O	2.49	0.66
3:G:622:PHE:CE2	3:G:647:LEU:HD21	2.27	0.66
4:H:257:ILE:HD11	4:H:302:VAL:CG1	2.25	0.66
3:C:1111:ASN:O	3:C:1114:LYS:HB3	1.95	0.66
4:D:171:VAL:CG2	4:D:595:VAL:HG12	2.25	0.66

Continued on next page...

Continued from previous page...

Atom-1	Atom-2	Interatomic distance (Å)	Clash overlap (Å)
1:E:262:SER:HB2	1:E:268:ARG:NE	2.08	0.66
3:G:991:VAL:HG12	3:G:996:LEU:O	1.95	0.66
3:C:492:LYS:O	3:C:494:LYS:HD2	1.96	0.66
3:C:747:LYS:O	3:C:751:PHE:CD1	2.49	0.66
3:C:1009:ASN:HD21	3:C:1011:ASN:HD21	1.41	0.66
3:C:1095:VAL:O	3:C:1097:GLY:N	2.28	0.66
3:C:1437:ALA:O	3:C:1440:PHE:N	2.29	0.66
4:D:407:ARG:O	4:D:408:THR:C	2.39	0.66
1:E:159:TYR:HE2	1:E:329:ARG:HB2	1.60	0.66
1:E:162:ARG:CZ	1:E:326:LYS:HD3	2.25	0.66
2:F:313:LEU:HB3	2:F:318:LEU:CD1	2.24	0.66
4:H:342:VAL:HG21	4:H:464:ILE:HD13	1.78	0.66
1:A:1:MET:HE3	1:A:329:ARG:NH2	2.10	0.66
3:C:364:LYS:HZ2	3:C:537:LEU:HA	1.60	0.66
3:C:759:LEU:N	3:C:759:LEU:HD23	2.09	0.66
3:C:778:ARG:HA	3:C:781:MET:SD	2.35	0.66
3:C:957:TYR:C	3:C:959:CYS:H	2.04	0.66
4:D:240:PHE:CD1	4:D:254:LEU:HB2	2.30	0.66
1:E:68:LYS:CE	1:E:72:LYS:HD3	2.25	0.66
1:E:221:LYS:HB3	1:E:222:TYR:CD1	2.30	0.66
2:F:312:PHE:O	2:F:316:ILE:HG23	1.94	0.66
1:A:108:PHE:HD1	1:A:167:CYS:SG	2.19	0.66
2:B:358:LYS:NZ	3:C:1274:ARG:NH2	2.43	0.66
3:C:350:GLU:OE2	3:C:484:LEU:HB2	1.94	0.66
3:C:364:LYS:HE3	3:C:632:ASP:OD1	1.95	0.66
3:C:858:LEU:HD22	3:C:1007:MET:HE2	1.78	0.66
3:C:1236:ALA:HB1	3:C:1246:PHE:CD2	2.30	0.66
2:F:243:ASP:OD1	2:F:245:ARG:N	2.28	0.66
3:G:351:ASP:CG	3:G:354:ASN:HB2	2.20	0.66
3:G:865:TYR:N	3:G:866:PRO:CD	2.59	0.66
3:G:932:GLN:HE21	3:G:933:ASP:H	1.43	0.66
3:G:957:TYR:C	3:G:959:CYS:H	2.03	0.66
3:G:1036:LEU:HD12	3:G:1037:GLU:H	1.60	0.66
3:G:1186:LEU:CD2	3:G:1187:THR:H	2.08	0.66
3:C:1116:LEU:HA	3:C:1119:ILE:HG12	1.78	0.66
1:E:8:GLU:O	1:E:12:LEU:HG	1.96	0.66
1:E:146:LEU:O	1:E:152:PHE:HB2	1.95	0.66
1:E:384:LYS:HA	1:E:389:ALA:HB2	1.78	0.66
2:F:363:THR:O	2:F:364:PRO:C	2.39	0.66
3:G:375:SER:HB2	3:G:514:CYS:SG	2.36	0.66
3:G:564:VAL:HG12	3:G:565:HIS:H	1.61	0.66

Continued on next page...

Continued from previous page...

Atom-1	Atom-2	Interatomic distance (Å)	Clash overlap (Å)
3:G:1235:ILE:HA	3:G:1238:TRP:CE3	2.30	0.66
1:A:154:HIS:CD2	1:A:154:HIS:N	2.60	0.66
2:B:156:ASP:HA	2:B:159:LYS:HB3	1.76	0.66
2:B:282:LYS:HA	2:B:431:ILE:HD11	1.78	0.66
4:D:256:GLN:C	4:D:272:LEU:HD12	2.20	0.66
1:E:142:ILE:O	1:E:146:LEU:HG	1.95	0.66
1:E:150:PHE:HB3	1:E:152:PHE:CD1	2.30	0.66
1:E:156:LEU:HD11	1:E:333:PRO:HB3	1.77	0.66
3:G:745:THR:HG22	3:G:746:TRP:N	2.09	0.66
3:G:769:THR:HG23	3:G:774:ASN:OD1	1.95	0.66
3:G:903:ASP:OD1	3:G:905:SER:N	2.28	0.66
3:G:947:LYS:O	3:G:950:LYS:HB3	1.96	0.66
3:G:1206:ILE:HD13	3:G:1207:ASP:H	1.60	0.66
3:G:1250:HIS:ND1	3:G:1251:TYR:N	2.42	0.66
4:H:259:CYS:HB2	4:H:265:LEU:HD12	1.78	0.66
4:H:296:LEU:HD23	4:H:300:GLN:NE2	2.11	0.66
2:B:167:VAL:HG13	2:B:173:LEU:CD2	2.25	0.66
3:C:341:PHE:HE2	3:C:365:VAL:HG11	1.61	0.66
3:C:586:VAL:HG11	3:C:742:LEU:CD1	2.26	0.66
3:C:1085:CYS:SG	3:C:1132:GLN:O	2.48	0.66
3:C:1122:ASN:HA	3:C:1125:ASN:HD21	1.58	0.66
1:E:157:TRP:HA	1:E:166:HIS:O	1.95	0.66
1:E:335:ASP:OD1	1:E:338:LYS:HD2	1.96	0.66
2:F:276:ILE:HG23	2:F:284:PHE:HZ	1.60	0.66
3:G:555:ASN:HD22	3:G:555:ASN:N	1.75	0.66
4:H:447:ARG:HG2	4:H:447:ARG:NH1	2.10	0.66
2:B:246:LEU:O	2:B:250:LEU:HD12	1.96	0.65
3:C:1045:LYS:O	3:C:1045:LYS:HG2	1.96	0.65
3:C:1112:ILE:O	3:C:1116:LEU:HD13	1.95	0.65
4:D:548:VAL:HG13	4:D:557:VAL:HG22	1.79	0.65
2:F:158:GLU:HG2	2:F:162:ARG:NH2	2.10	0.65
2:F:287:CYS:HB2	2:F:288:MET:HE2	1.78	0.65
2:F:369:LYS:O	2:F:371:ILE:N	2.29	0.65
3:G:876:PHE:HA	3:G:881:ARG:NH1	2.11	0.65
3:G:1395:TYR:HA	3:G:1398:ILE:CD1	2.25	0.65
3:G:1395:TYR:O	3:G:1398:ILE:HG13	1.96	0.65
2:B:421:GLN:HG2	6:B:601:SF4:S4	2.36	0.65
3:C:1047:LEU:HG	3:C:1049:LEU:HD21	1.77	0.65
4:D:170:VAL:CG1	4:D:594:GLN:HE21	2.00	0.65
1:E:48:THR:OG1	1:E:77:LYS:HB2	1.96	0.65
3:G:767:GLN:OE1	3:G:945:ARG:HB2	1.96	0.65

Continued on next page...

Continued from previous page...

Atom-1	Atom-2	Interatomic distance (Å)	Clash overlap (Å)
3:G:861:PHE:HD1	3:G:864:LEU:HD22	1.61	0.65
3:G:1335:ARG:NH2	4:H:433:PRO:HD3	2.11	0.65
3:C:346:LEU:HB3	3:C:689:MET:HE2	1.77	0.65
3:C:653:VAL:HG12	3:C:654:CYS:N	2.11	0.65
3:C:1250:HIS:CE1	3:C:1251:TYR:HB2	2.31	0.65
2:F:22:TYR:CB	2:F:84:SER:OG	2.44	0.65
3:G:440:ALA:O	3:G:881:ARG:NH2	2.29	0.65
3:G:513:TRP:HB3	3:G:627:HIS:NE2	2.11	0.65
3:G:1058:LEU:CD2	3:G:1100:LEU:HD22	2.26	0.65
3:G:1149:LYS:HD3	3:G:1150:LYS:H	1.60	0.65
4:H:567:VAL:CG1	4:H:568:GLY:H	2.09	0.65
2:B:104:PHE:HE1	2:B:107:ARG:NH2	1.93	0.65
3:C:491:ARG:CZ	3:C:524:ASP:HA	2.26	0.65
3:C:499:LEU:HD22	3:C:528:VAL:HG22	1.78	0.65
3:C:1044:PHE:HA	3:C:1058:LEU:O	1.96	0.65
3:G:468:LEU:CD2	3:G:476:VAL:HG11	2.22	0.65
3:G:953:ALA:O	3:G:956:MET:N	2.28	0.65
3:G:1044:PHE:HA	3:G:1058:LEU:O	1.96	0.65
3:G:1157:VAL:O	3:G:1161:ILE:HG13	1.96	0.65
3:G:1187:THR:O	3:G:1191:ARG:HG3	1.96	0.65
4:H:464:ILE:HD12	4:H:469:PHE:CE1	2.31	0.65
4:H:531:LEU:N	4:H:531:LEU:HD23	2.11	0.65
3:C:375:SER:HB2	3:C:514:CYS:SG	2.36	0.65
3:C:1201:GLN:HE21	3:C:1204:LEU:HG	1.61	0.65
3:G:484:LEU:O	3:G:488:LEU:HD23	1.96	0.65
3:G:1364:PHE:CB	4:H:217:ARG:HE	2.07	0.65
4:H:494:ARG:HG3	4:H:494:ARG:NH1	2.09	0.65
1:A:212:ILE:O	1:A:216:ILE:HG13	1.95	0.65
4:D:593:VAL:HG12	4:D:594:GLN:N	2.10	0.65
2:F:342:ASP:HA	2:F:346:SER:HB3	1.78	0.65
3:G:558:ILE:O	3:G:558:ILE:HD12	1.97	0.65
3:G:1147:PRO:C	3:G:1149:LYS:H	2.05	0.65
3:G:1201:GLN:NE2	3:G:1204:LEU:HG	2.11	0.65
4:H:156:THR:N	4:H:157:PRO:CD	2.59	0.65
4:H:198:CYS:HB2	4:H:199:PRO:CD	2.26	0.65
3:C:974:ALA:HA	3:C:977:THR:OG1	1.97	0.65
3:C:1242:ASP:O	3:C:1246:PHE:HB2	1.96	0.65
4:D:224:ILE:HD13	4:D:256:GLN:HB3	1.79	0.65
2:F:192:LEU:HA	2:F:195:PHE:CE2	2.31	0.65
3:G:499:LEU:CD2	3:G:528:VAL:HG22	2.27	0.65
3:G:1025:VAL:O	3:G:1029:VAL:HG23	1.96	0.65

Continued on next page...

Continued from previous page...

Atom-1	Atom-2	Interatomic distance (Å)	Clash overlap (Å)
3:G:1047:LEU:HD13	3:G:1057:ALA:HB2	1.79	0.65
1:A:110:ILE:HG12	1:A:305:LEU:HD21	1.79	0.65
3:C:775:ILE:HG22	3:C:775:ILE:O	1.95	0.65
1:E:68:LYS:HE3	1:E:72:LYS:NZ	2.10	0.65
4:H:445:LEU:HB2	4:H:450:LYS:NZ	2.12	0.65
4:H:458:GLU:OE1	4:H:472:THR:HA	1.97	0.65
4:H:574:LEU:HG	4:H:593:VAL:HG22	1.79	0.65
3:C:522:LYS:HG3	3:C:525:LEU:HG	1.79	0.65
3:C:556:GLU:HA	3:C:650:ARG:HE	1.61	0.65
3:C:799:ASN:O	3:C:801:TYR:HD1	1.80	0.65
3:C:858:LEU:HD13	3:C:1007:MET:CG	2.26	0.65
3:C:1157:VAL:HG21	3:C:1177:TYR:CB	2.27	0.65
3:C:1233:VAL:O	3:C:1237:THR:HG23	1.97	0.65
4:D:394:LEU:HD13	4:D:401:ILE:CD1	2.26	0.65
4:D:445:LEU:HD13	4:D:450:LYS:NZ	2.12	0.65
3:G:464:LEU:HD13	3:G:468:LEU:CD2	2.26	0.65
3:G:669:ASN:N	3:G:669:ASN:ND2	2.44	0.65
3:G:1135:ILE:HD12	3:G:1177:TYR:CE1	2.31	0.65
2:B:285:PRO:HG2	2:B:287:CYS:SG	2.37	0.65
2:B:362:TYR:C	2:B:362:TYR:CD2	2.73	0.65
3:C:488:LEU:HD11	3:C:775:ILE:HD11	1.78	0.65
3:C:607:VAL:O	3:C:609:VAL:N	2.28	0.65
3:C:865:TYR:N	3:C:865:TYR:CD2	2.65	0.65
3:C:1219:VAL:O	3:C:1222:ARG:HG2	1.97	0.65
2:F:309:TYR:O	2:F:313:LEU:HG	1.97	0.65
3:G:555:ASN:ND2	3:G:555:ASN:N	2.31	0.65
3:G:1131:SER:C	3:G:1133:PHE:H	2.04	0.65
3:G:1322:PHE:HD1	3:G:1325:GLN:HE22	1.43	0.65
4:H:174:PHE:C	4:H:174:PHE:CD1	2.74	0.65
4:H:465:ASN:O	4:H:467:VAL:HG23	1.96	0.65
1:A:202:VAL:HG11	1:A:298:LEU:CD1	2.27	0.64
3:C:935:ASN:ND2	3:C:935:ASN:C	2.44	0.64
3:C:1108:ILE:O	3:C:1112:ILE:HG13	1.97	0.64
4:D:199:PRO:O	4:D:200:GLU:C	2.39	0.64
4:D:356:THR:OG1	4:D:358:ASP:OD2	2.15	0.64
4:D:445:LEU:CB	4:D:450:LYS:HZ3	2.09	0.64
2:F:437:CYS:SG	2:F:438:GLY:N	2.70	0.64
3:G:940:LEU:HD23	3:G:940:LEU:C	2.22	0.64
1:A:96:LEU:O	3:C:880:GLN:NE2	2.31	0.64
3:C:857:LEU:HD21	3:C:859:LEU:CD2	2.27	0.64
3:C:944:ILE:CG1	3:C:947:LYS:HZ1	2.11	0.64

Continued on next page...

Continued from previous page...

Atom-1	Atom-2	Interatomic distance (Å)	Clash overlap (Å)
3:C:1400:ASP:HA	3:C:1434:LYS:HD3	1.80	0.64
4:D:532:PRO:HG2	4:D:533:VAL:H	1.62	0.64
1:E:68:LYS:HE3	1:E:72:LYS:HD3	1.78	0.64
2:F:75:GLU:HB3	2:F:130:PHE:CZ	2.27	0.64
3:G:794:HIS:O	3:G:797:TYR:HB2	1.97	0.64
3:G:855:PHE:HE2	3:G:1045:LYS:HG3	1.62	0.64
3:G:875:CYS:SG	3:G:877:THR:N	2.69	0.64
2:B:94:GLU:HG3	2:B:95:PRO:CD	2.27	0.64
3:C:344:TYR:HB2	3:C:498:TRP:CE2	2.32	0.64
3:C:540:MET:HE3	3:C:631:PRO:HG3	1.79	0.64
3:C:599:LYS:HE2	3:C:611:VAL:HG13	1.78	0.64
3:C:1038:ILE:HG13	3:C:1039:ASP:H	1.60	0.64
3:C:1279:PHE:CE1	3:C:1280:LYS:O	2.50	0.64
4:D:383:ASP:OD1	4:D:385:LYS:N	2.31	0.64
3:G:1058:LEU:HD21	3:G:1100:LEU:HD22	1.80	0.64
3:C:555:ASN:HD22	3:C:555:ASN:N	1.86	0.64
3:C:632:ASP:CG	3:C:664:ARG:HH22	2.05	0.64
2:F:355:LYS:HG2	3:G:1247:ARG:CZ	2.27	0.64
3:G:349:TYR:HD1	3:G:665:LEU:HD12	1.62	0.64
3:G:589:PRO:CG	3:G:592:CYS:HB2	2.26	0.64
3:G:760:ASN:O	3:G:763:PRO:HD2	1.96	0.64
3:G:866:PRO:HG3	3:G:954:ASN:HA	1.79	0.64
2:B:49:ARG:NH1	2:B:124:GLU:OE2	2.31	0.64
2:B:94:GLU:CB	2:B:95:PRO:HD3	2.27	0.64
2:B:228:LYS:O	2:B:231:ALA:HB3	1.98	0.64
2:B:422:VAL:HA	2:B:425:GLN:HG3	1.80	0.64
3:C:1235:ILE:O	3:C:1238:TRP:HB2	1.96	0.64
4:D:400:ASP:O	4:D:401:ILE:C	2.40	0.64
3:G:522:LYS:HG3	3:G:525:LEU:HD11	1.79	0.64
3:G:873:ASN:HD21	3:G:878:THR:CG2	2.10	0.64
3:G:1221:ALA:O	3:G:1223:ILE:N	2.30	0.64
3:G:1437:ALA:O	3:G:1440:PHE:N	2.29	0.64
4:H:477:LEU:HD11	4:H:499:LEU:HG	1.79	0.64
3:C:529:ILE:HG23	3:C:529:ILE:O	1.96	0.64
3:C:720:ARG:HD3	3:C:721:VAL:O	1.97	0.64
3:C:978:TYR:O	3:C:979:LYS:C	2.41	0.64
3:C:1157:VAL:HG21	3:C:1177:TYR:HB3	1.78	0.64
3:C:1405:LEU:C	3:C:1407:LYS:N	2.54	0.64
4:D:164:ARG:HH12	4:D:167:ARG:HH21	1.44	0.64
4:D:445:LEU:CD1	4:D:450:LYS:HZ3	2.11	0.64
1:E:9:LEU:O	1:E:9:LEU:HD23	1.97	0.64

Continued on next page...

Continued from previous page...

Atom-1	Atom-2	Interatomic distance (Å)	Clash overlap (Å)
2:F:199:LYS:O	2:F:200:VAL:HG13	1.97	0.64
3:G:562:ALA:C	3:G:563:LEU:HD23	2.23	0.64
3:G:853:ASP:HB3	3:G:854:LYS:HD3	1.77	0.64
4:H:286:VAL:HG11	4:H:304:MET:CE	2.28	0.64
3:C:631:PRO:O	3:C:688:ARG:NH1	2.31	0.64
3:C:650:ARG:O	3:C:654:CYS:SG	2.54	0.64
3:C:1050:LEU:HD22	3:C:1226:PRO:HG2	1.78	0.64
1:E:335:ASP:HB3	1:E:338:LYS:HG2	1.79	0.64
2:F:45:LEU:HD12	2:F:101:ILE:HG21	1.80	0.64
3:G:549:ASN:ND2	3:G:552:ASN:H	1.95	0.64
3:G:618:LEU:HD23	3:G:619:LEU:CD2	2.28	0.64
3:G:1128:VAL:HG11	3:G:1133:PHE:HE2	1.62	0.64
2:B:23:PRO:HG3	2:B:93:TYR:OH	1.97	0.64
2:B:300:HIS:ND1	2:B:301:LEU:N	2.45	0.64
2:B:368:LEU:HD21	2:B:372:LEU:HD12	1.78	0.64
3:C:411:LYS:H	3:C:411:LYS:HD2	1.62	0.64
3:C:721:VAL:HG12	3:C:722:VAL:N	2.13	0.64
3:C:856:ILE:HG21	3:C:1007:MET:HG2	1.79	0.64
3:C:943:ASP:OD2	3:C:947:LYS:NZ	2.31	0.64
3:C:1143:PRO:HB2	3:C:1159:LEU:CD2	2.28	0.64
3:C:1362:LEU:HD22	4:D:273:GLU:HG2	1.79	0.64
4:D:156:THR:N	4:D:157:PRO:CD	2.59	0.64
4:D:257:ILE:HD12	4:D:270:VAL:CG1	2.28	0.64
1:E:139:ILE:HD11	1:E:334:ILE:CD1	2.28	0.64
1:E:204:LEU:HD22	1:E:208:ILE:HD11	1.80	0.64
2:F:158:GLU:HG2	2:F:162:ARG:HH21	1.61	0.64
2:F:316:ILE:N	2:F:445:ASN:HD21	1.95	0.64
3:G:344:TYR:HB2	3:G:498:TRP:CE2	2.33	0.64
3:G:1046:SER:HB2	3:G:1058:LEU:CD1	2.28	0.64
3:C:439:TYR:C	3:C:439:TYR:CD2	2.75	0.64
3:C:582:HIS:C	3:C:582:HIS:ND1	2.56	0.64
3:C:796:PHE:CZ	3:C:910:ILE:HG21	2.33	0.64
3:C:1131:SER:C	3:C:1133:PHE:H	2.05	0.64
3:G:978:TYR:O	3:G:979:LYS:C	2.40	0.64
3:G:1422:PHE:CD2	3:G:1422:PHE:N	2.65	0.64
4:H:224:ILE:CD1	4:H:256:GLN:HB3	2.28	0.64
1:A:108:PHE:HZ	1:A:185:ILE:HG21	1.62	0.64
2:B:74:LEU:HD23	2:B:130:PHE:CG	2.33	0.64
3:C:549:ASN:ND2	3:C:552:ASN:N	2.46	0.64
3:C:864:LEU:C	3:C:866:PRO:HD2	2.22	0.64
1:E:89:ASN:ND2	1:E:89:ASN:H	1.95	0.64

Continued on next page...

Continued from previous page...

Atom-1	Atom-2	Interatomic distance (Å)	Clash overlap (Å)
3:G:599:LYS:HE2	3:G:611:VAL:HG13	1.78	0.64
3:G:956:MET:HA	3:G:956:MET:HE3	1.80	0.64
4:H:423:VAL:HG12	4:H:423:VAL:O	1.97	0.64
4:H:532:PRO:HG2	4:H:533:VAL:N	2.13	0.64
1:A:160:SER:HB3	1:A:166:HIS:NE2	2.13	0.63
2:B:47:ILE:HD11	3:C:1266:GLN:CB	2.23	0.63
2:B:363:THR:O	2:B:364:PRO:C	2.40	0.63
3:C:946:GLN:NE2	3:C:947:LYS:HG3	2.14	0.63
4:D:193:LEU:CD1	4:D:462:LEU:HD21	2.25	0.63
2:F:156:ASP:HA	2:F:159:LYS:HB3	1.80	0.63
3:G:512:SER:HB2	3:G:664:ARG:O	1.98	0.63
3:G:792:LEU:HD12	3:G:967:PHE:CD1	2.33	0.63
3:G:867:SER:O	3:G:870:GLN:HB2	1.98	0.63
3:G:975:LEU:HD12	3:G:975:LEU:O	1.98	0.63
3:G:1198:LEU:HG	3:G:1199:GLN:N	2.13	0.63
4:H:202:LEU:HD22	4:H:457:SER:CB	2.24	0.63
4:H:260:ASP:OD2	4:H:269:SER:HB3	1.98	0.63
4:H:495:PHE:HA	4:H:498:ILE:HD12	1.80	0.63
2:B:120:PHE:CD2	2:B:230:LEU:HD11	2.33	0.63
2:B:293:LYS:HE2	2:B:297:GLU:CG	2.27	0.63
3:C:360:PHE:HE2	3:C:379:MET:HG3	1.62	0.63
3:C:689:MET:C	3:C:690:ILE:HD13	2.23	0.63
3:C:1115:ARG:HG3	3:C:1115:ARG:NH1	2.11	0.63
3:C:1139:LEU:H	3:C:1139:LEU:HD13	1.64	0.63
3:C:1160:TRP:HE3	3:C:1161:ILE:HG13	1.62	0.63
4:D:227:LEU:HD23	4:D:301:VAL:HG11	1.79	0.63
3:G:507:LEU:HD12	3:G:507:LEU:N	2.13	0.63
3:G:1267:LEU:HD12	3:G:1267:LEU:N	2.12	0.63
3:G:1273:TYR:CD2	3:G:1394:PHE:HD1	2.16	0.63
4:H:407:ARG:O	4:H:408:THR:C	2.40	0.63
2:B:105:ILE:HG22	2:B:106:LEU:N	2.14	0.63
2:B:118:ARG:HH11	2:B:118:ARG:CG	2.11	0.63
2:B:421:GLN:NE2	2:B:442:ASN:HA	2.12	0.63
3:C:353:TYR:HD2	3:C:354:ASN:HD21	1.46	0.63
3:C:972:LEU:H	3:C:972:LEU:CD2	2.10	0.63
3:C:1211:TYR:HA	3:C:1215:GLN:HB2	1.80	0.63
3:C:1244:THR:HA	3:C:1247:ARG:CZ	2.29	0.63
4:D:302:VAL:CG2	4:D:304:MET:HG3	2.27	0.63
2:F:22:TYR:HB3	2:F:23:PRO:CD	2.28	0.63
3:G:843:LEU:HD23	3:G:984:LEU:HB3	1.80	0.63
3:G:1098:GLN:OE1	3:G:1098:GLN:HA	1.98	0.63

Continued on next page...

Continued from previous page...

Atom-1	Atom-2	Interatomic distance (Å)	Clash overlap (Å)
4:H:385:LYS:HD3	4:H:427:ARG:NH2	2.13	0.63
2:B:163:GLU:HG3	2:B:178:LEU:CD2	2.28	0.63
3:C:1177:TYR:C	3:C:1177:TYR:CD1	2.77	0.63
1:E:110:ILE:HD11	1:E:157:TRP:HZ3	1.63	0.63
2:F:228:LYS:O	2:F:231:ALA:HB3	1.98	0.63
2:F:235:ARG:HD3	3:G:898:ILE:HB	1.79	0.63
2:F:309:TYR:CE1	2:F:313:LEU:HD21	2.34	0.63
2:B:426:LYS:HA	2:B:429:GLU:CD	2.24	0.63
3:C:1362:LEU:HD13	3:C:1362:LEU:N	2.14	0.63
3:G:957:TYR:C	3:G:959:CYS:N	2.53	0.63
3:G:1135:ILE:HD12	3:G:1177:TYR:HE1	1.63	0.63
3:G:1247:ARG:O	3:G:1250:HIS:HB3	1.98	0.63
2:B:78:LEU:HD21	2:B:131:ARG:NH2	2.11	0.63
2:B:199:LYS:O	2:B:200:VAL:HG13	1.99	0.63
3:C:540:MET:CE	3:C:631:PRO:HG3	2.29	0.63
3:C:650:ARG:HH12	3:C:653:VAL:HG11	1.63	0.63
3:C:863:SER:OG	3:C:866:PRO:HG2	1.99	0.63
3:C:1250:HIS:HE1	3:C:1254:ASP:HB3	1.64	0.63
3:G:659:TRP:CD1	3:G:659:TRP:N	2.67	0.63
3:G:922:ARG:HH12	3:G:950:LYS:HD2	1.64	0.63
3:G:1135:ILE:HG21	3:G:1177:TYR:OH	1.99	0.63
3:G:1148:ASP:OD1	3:G:1151:SER:HB2	1.98	0.63
4:H:346:CYS:HB2	4:H:378:PHE:HB2	1.81	0.63
1:A:95:LYS:HZ2	3:C:881:ARG:H	1.47	0.63
3:C:479:THR:OG1	3:C:480:ASN:N	2.30	0.63
3:C:852:TYR:HB3	3:C:856:ILE:HD11	1.79	0.63
4:D:447:ARG:HA	4:D:447:ARG:NH1	2.13	0.63
2:F:94:GLU:CB	2:F:95:PRO:HD3	2.28	0.63
2:F:104:PHE:HE1	2:F:107:ARG:NH2	1.97	0.63
2:F:209:VAL:HG12	2:F:210:PRO:CD	2.23	0.63
3:G:364:LYS:NZ	3:G:538:VAL:HG23	2.13	0.63
3:G:1250:HIS:HE1	3:G:1254:ASP:HB3	1.62	0.63
4:H:540:ILE:HD12	4:H:540:ILE:H	1.63	0.63
1:A:9:LEU:HD11	1:A:325:PRO:HA	1.80	0.63
1:A:141:ILE:HD12	1:A:303:PRO:HD3	1.80	0.63
2:B:358:LYS:NZ	3:C:1274:ARG:HH22	1.96	0.63
3:C:1147:PRO:C	3:C:1149:LYS:H	2.06	0.63
4:D:447:ARG:HG2	4:D:447:ARG:HH11	1.63	0.63
1:E:144:ARG:HD3	1:E:218:ILE:CD1	2.29	0.63
1:E:383:TYR:CE1	1:E:392:VAL:HG11	2.33	0.63
2:F:258:THR:CG2	2:F:366:SER:HB2	2.28	0.63

Continued on next page...

Continued from previous page...

Atom-1	Atom-2	Interatomic distance (Å)	Clash overlap (Å)
3:G:682:ARG:HD3	3:G:682:ARG:C	2.23	0.63
3:G:760:ASN:C	3:G:763:PRO:HD2	2.24	0.63
3:G:1148:ASP:O	3:G:1149:LYS:C	2.42	0.63
4:H:426:LEU:CD1	4:H:518:MET:HE2	2.29	0.63
1:A:357:LEU:HD13	1:A:382:ASP:CG	2.24	0.63
3:C:1216:ILE:H	3:C:1216:ILE:CD1	2.12	0.63
4:D:469:PHE:HZ	4:D:574:LEU:HD22	1.64	0.63
4:D:547:PHE:C	4:D:547:PHE:CD1	2.77	0.63
1:E:38:ASN:HD22	1:E:38:ASN:N	1.95	0.63
1:E:137:MET:O	1:E:141:ILE:HG13	1.98	0.63
1:E:212:ILE:O	1:E:216:ILE:HG13	1.99	0.63
2:F:49:ARG:HG3	2:F:106:LEU:HD12	1.81	0.63
2:F:51:LYS:HE2	2:F:260:GLN:CB	2.29	0.63
3:G:763:PRO:O	3:G:766:LEU:N	2.31	0.63
3:G:982:GLU:HA	3:G:985:MET:HE2	1.81	0.63
3:G:1266:GLN:HG3	3:G:1267:LEU:N	2.13	0.63
4:H:198:CYS:SG	4:H:527:VAL:O	2.56	0.63
4:H:279:SER:O	4:H:280:SER:C	2.41	0.63
2:B:112:GLN:O	2:B:117:ARG:NH2	2.31	0.62
3:C:1337:PHE:CD2	3:C:1391:GLN:HG2	2.33	0.62
4:D:394:LEU:HD13	4:D:401:ILE:HD12	1.80	0.62
4:D:567:VAL:CG1	4:D:568:GLY:H	2.09	0.62
2:F:403:ILE:CG2	2:F:408:ILE:HG12	2.28	0.62
3:G:591:ASP:O	3:G:591:ASP:OD1	2.17	0.62
3:G:795:ALA:O	3:G:798:GLU:N	2.30	0.62
3:G:1426:VAL:HA	3:G:1429:ASP:OD2	1.98	0.62
2:B:159:LYS:C	2:B:159:LYS:HD3	2.23	0.62
3:C:587:SER:O	3:C:732:TYR:OH	2.12	0.62
3:C:635:VAL:HG21	3:C:756:MET:HE2	1.81	0.62
3:C:1084:TRP:HZ2	3:C:1352:THR:HA	1.63	0.62
4:D:202:LEU:CD2	4:D:457:SER:HB3	2.24	0.62
4:D:279:SER:O	4:D:280:SER:C	2.42	0.62
2:F:443:HIS:C	2:F:443:HIS:ND1	2.56	0.62
3:G:875:CYS:HB2	3:G:912:PRO:HD3	1.81	0.62
3:G:1000:TYR:CD2	3:G:1007:MET:HE3	2.34	0.62
3:C:789:GLU:C	3:C:793:LEU:HG	2.23	0.62
3:C:881:ARG:HH11	3:C:972:LEU:HD21	1.64	0.62
3:C:990:MET:HG2	3:C:994:MET:HE3	1.80	0.62
3:C:1141:LYS:HZ2	3:C:1147:PRO:HD3	1.64	0.62
4:D:270:VAL:HG12	4:D:271:ILE:N	2.12	0.62
1:E:47:PHE:HE1	1:E:78:ILE:HG23	1.64	0.62

Continued on next page...

Continued from previous page...

Atom-1	Atom-2	Interatomic distance (Å)	Clash overlap (Å)
1:E:130:LYS:O	1:E:226:TYR:HE1	1.82	0.62
2:F:166:ILE:HD13	2:F:183:ILE:HD13	1.81	0.62
2:F:195:PHE:CD1	2:F:195:PHE:C	2.77	0.62
3:G:392:ARG:CZ	3:G:474:SER:HA	2.29	0.62
3:G:500:GLU:OE2	3:G:502:LYS:HE3	1.99	0.62
3:G:1033:TYR:C	3:G:1034:LYS:HD2	2.25	0.62
3:G:1095:VAL:CG1	3:G:1112:ILE:HD13	2.28	0.62
3:G:1225:GLU:HB3	3:G:1226:PRO:HD3	1.79	0.62
3:G:1236:ALA:HB1	3:G:1246:PHE:CD2	2.35	0.62
4:H:384:ALA:O	4:H:390:GLU:HG2	1.98	0.62
1:A:142:ILE:CD1	1:A:189:LEU:HB3	2.28	0.62
2:B:186:ILE:HG22	2:B:187:PRO:HD2	1.81	0.62
3:C:549:ASN:HB3	3:C:554:GLN:HG3	1.82	0.62
3:C:700:LEU:C	3:C:701:ILE:HG22	2.23	0.62
3:C:972:LEU:H	3:C:972:LEU:HD23	1.63	0.62
1:E:46:SER:HB3	1:E:316:LEU:HD13	1.82	0.62
1:E:237:LYS:HZ2	1:E:256:GLN:CD	2.07	0.62
3:G:700:LEU:C	3:G:701:ILE:CG2	2.72	0.62
3:G:799:ASN:O	3:G:801:TYR:HD1	1.83	0.62
3:G:1277:GLU:OE1	3:G:1337:PHE:HZ	1.82	0.62
4:H:509:TYR:HD1	4:H:520:ILE:HD11	1.63	0.62
1:A:145:ALA:HB2	1:A:211:PHE:HE2	1.65	0.62
2:B:49:ARG:HB3	2:B:106:LEU:HD12	1.80	0.62
2:B:136:PRO:O	2:B:138:ASP:N	2.33	0.62
3:C:345:TRP:CH2	3:C:775:ILE:HG13	2.31	0.62
2:F:311:LEU:O	2:F:313:LEU:N	2.32	0.62
3:G:702:ARG:C	3:G:703:CYS:SG	2.82	0.62
3:G:803:VAL:HB	3:G:804:PRO:HD2	1.81	0.62
3:G:864:LEU:C	3:G:864:LEU:HD12	2.25	0.62
3:G:1186:LEU:HD23	3:G:1187:THR:H	1.64	0.62
1:A:167:CYS:SG	1:A:167:CYS:O	2.57	0.62
2:B:56:VAL:HG21	2:B:127:LEU:HD13	1.81	0.62
2:B:441:LEU:HD21	2:B:447:PHE:HD1	1.64	0.62
3:C:876:PHE:HZ	3:C:960:LEU:CD2	2.12	0.62
3:C:957:TYR:C	3:C:959:CYS:N	2.53	0.62
3:C:1141:LYS:HZ1	3:C:1146:TYR:HA	1.63	0.62
3:C:1235:ILE:H	3:C:1235:ILE:CD1	2.13	0.62
2:F:393:LEU:O	2:F:397:LYS:HG3	1.98	0.62
3:G:562:ALA:O	3:G:563:LEU:CD2	2.48	0.62
3:G:903:ASP:OD2	3:G:905:SER:HB3	2.00	0.62
3:G:940:LEU:HD23	3:G:940:LEU:O	1.98	0.62

Continued on next page...

Continued from previous page...

Atom-1	Atom-2	Interatomic distance (Å)	Clash overlap (Å)
3:G:1216:ILE:HD12	3:G:1216:ILE:N	2.14	0.62
3:G:1273:TYR:CE2	3:G:1394:PHE:HA	2.35	0.62
1:A:234:LEU:HD21	1:A:243:ILE:CD1	2.27	0.62
2:B:276:ILE:HG23	2:B:284:PHE:HZ	1.63	0.62
3:C:439:TYR:CD2	3:C:440:ALA:N	2.68	0.62
3:C:631:PRO:N	3:C:688:ARG:HH12	1.97	0.62
3:G:610:GLU:HG2	3:G:621:PHE:CE2	2.35	0.62
2:B:81:LEU:C	2:B:82:LYS:HG2	2.25	0.62
2:B:311:LEU:O	2:B:313:LEU:N	2.32	0.62
3:C:344:TYR:HB2	3:C:498:TRP:CD2	2.35	0.62
3:C:795:ALA:O	3:C:798:GLU:N	2.33	0.62
2:F:37:ILE:O	3:G:1449:VAL:HG23	2.00	0.62
3:G:498:TRP:O	3:G:528:VAL:HG13	1.99	0.62
3:G:1111:ASN:O	3:G:1114:LYS:HB3	1.99	0.62
3:G:1314:ASP:O	3:G:1316:LYS:HD2	1.99	0.62
4:H:425:SER:C	4:H:437:GLN:HE22	2.08	0.62
4:H:569:GLY:C	4:H:570:THR:HG22	2.24	0.62
2:B:368:LEU:CD2	2:B:372:LEU:HD12	2.29	0.62
3:C:346:LEU:HB3	3:C:689:MET:CE	2.29	0.62
3:C:1148:ASP:OD1	3:C:1151:SER:HB2	1.99	0.62
3:C:1206:ILE:HD13	3:C:1207:ASP:H	1.65	0.62
4:D:480:LEU:HD13	4:D:511:LEU:HB2	1.82	0.62
1:A:68:LYS:HE3	1:A:72:LYS:HZ3	1.63	0.62
1:A:210:PRO:HG2	2:B:201:TYR:CE2	2.35	0.62
2:B:258:THR:HG1	2:B:261:ASP:H	1.48	0.62
3:C:659:TRP:CH2	3:C:667:ARG:HD3	2.35	0.62
3:C:763:PRO:O	3:C:766:LEU:N	2.32	0.62
3:C:1135:ILE:HG21	3:C:1177:TYR:OH	2.00	0.62
3:C:1277:GLU:OE1	3:C:1337:PHE:HZ	1.82	0.62
1:E:37:LYS:CG	1:E:38:ASN:H	2.09	0.62
2:F:202:LEU:HA	2:F:206:PHE:O	2.00	0.62
2:F:371:ILE:HD13	2:F:384:CYS:HB3	1.81	0.62
2:F:453:ARG:O	2:F:455:LEU:HD12	2.00	0.62
3:G:723:ILE:HD12	3:G:741:LEU:HD12	1.81	0.62
3:G:1186:LEU:HD13	3:G:1190:GLN:CB	2.29	0.62
4:H:253:LEU:CD2	4:H:253:LEU:N	2.63	0.62
2:B:243:ASP:OD1	2:B:246:LEU:HG	2.00	0.61
2:B:355:LYS:HZ2	3:C:1247:ARG:HH22	1.48	0.61
1:E:119:ARG:HH11	1:E:119:ARG:HG3	1.65	0.61
2:F:176:LEU:HD23	2:F:176:LEU:O	2.00	0.61
2:F:264:THR:OG1	2:F:265:GLN:N	2.23	0.61

Continued on next page...

Continued from previous page...

Atom-1	Atom-2	Interatomic distance (Å)	Clash overlap (Å)
3:G:557:ILE:CG1	3:G:650:ARG:HG3	2.30	0.61
1:A:51:ASP:O	1:A:52:ASP:HB3	2.00	0.61
1:A:237:LYS:HE3	1:A:256:GLN:OE1	1.99	0.61
2:B:62:SER:C	2:B:63:TYR:CD2	2.79	0.61
2:B:104:PHE:CE1	2:B:107:ARG:CZ	2.82	0.61
3:C:683:ASN:N	3:C:683:ASN:ND2	2.46	0.61
3:C:746:TRP:O	3:C:748:ASP:N	2.33	0.61
4:D:343:LEU:C	4:D:344:VAL:HG22	2.24	0.61
4:D:411:GLU:C	4:D:413:THR:H	2.08	0.61
2:F:47:ILE:O	2:F:51:LYS:HG3	2.00	0.61
2:F:77:GLU:O	2:F:78:LEU:C	2.43	0.61
3:G:496:PRO:O	3:G:497:CYS:HB3	1.99	0.61
3:G:746:TRP:O	3:G:747:LYS:C	2.42	0.61
4:H:315:VAL:HG23	4:H:315:VAL:O	1.99	0.61
1:A:223:PHE:CE1	1:A:297:MET:HG2	2.35	0.61
2:B:29:TYR:CD1	2:B:103:HIS:CG	2.88	0.61
2:B:76:SER:HA	2:B:79:ARG:HE	1.65	0.61
2:B:285:PRO:HA	2:B:447:PHE:CZ	2.36	0.61
3:C:634:ILE:HD12	3:C:690:ILE:HD12	1.82	0.61
3:C:1251:TYR:CD1	3:C:1253:LYS:HB3	2.36	0.61
4:D:200:GLU:O	4:D:202:LEU:N	2.33	0.61
4:D:407:ARG:O	4:D:409:ILE:N	2.33	0.61
4:D:540:ILE:HD12	4:D:557:VAL:O	2.00	0.61
2:F:137:LYS:CD	2:F:181:GLU:HA	2.30	0.61
2:F:237:LEU:N	2:F:238:PRO:CD	2.64	0.61
2:F:362:TYR:O	2:F:364:PRO:CD	2.44	0.61
3:G:1154:HIS:CG	3:G:1155:VAL:N	2.68	0.61
3:G:1157:VAL:HG12	3:G:1161:ILE:HD11	1.81	0.61
3:G:1441:LEU:N	3:G:1441:LEU:CD2	2.61	0.61
1:A:219:ILE:HD13	1:A:301:CYS:HB2	1.81	0.61
3:C:477:PHE:HD1	3:C:802:ILE:HG21	1.64	0.61
3:C:1141:LYS:NZ	3:C:1146:TYR:HA	2.15	0.61
4:D:355:ILE:O	4:D:357:TYR:CD1	2.54	0.61
1:E:121:CYS:SG	1:E:131:CYS:HB3	2.41	0.61
1:E:227:ALA:O	1:E:233:ILE:HG12	2.00	0.61
3:G:621:PHE:O	3:G:625:LYS:HG2	2.01	0.61
4:H:400:ASP:HA	4:H:403:LYS:HG3	1.82	0.61
1:A:223:PHE:CZ	1:A:297:MET:HG2	2.34	0.61
1:A:259:PHE:CD2	1:A:259:PHE:N	2.67	0.61
1:A:390:PRO:HG2	1:A:391:TYR:CD1	2.36	0.61
2:B:428:PHE:CD2	2:B:437:CYS:HB2	2.35	0.61

Continued on next page...

Continued from previous page...

Atom-1	Atom-2	Interatomic distance (Å)	Clash overlap (Å)
3:C:1151:SER:HA	3:C:1189:SER:CB	2.29	0.61
4:D:174:PHE:CD1	4:D:174:PHE:C	2.79	0.61
2:F:137:LYS:HD3	2:F:181:GLU:HA	1.82	0.61
3:G:360:PHE:HD1	3:G:665:LEU:HD11	1.66	0.61
3:G:636:GLY:HA2	3:G:752:ILE:HD13	1.82	0.61
3:G:1114:LYS:O	3:G:1117:ILE:HB	1.99	0.61
2:B:362:TYR:O	2:B:364:PRO:CD	2.43	0.61
2:B:418:THR:O	2:B:420:TYR:CD2	2.53	0.61
3:C:579:PHE:N	3:C:579:PHE:CD1	2.68	0.61
3:C:1217:HIS:O	3:C:1218:PRO:C	2.43	0.61
3:C:1342:TYR:HB3	4:D:519:ALA:HB1	1.80	0.61
4:D:171:VAL:HB	4:D:546:TYR:CE2	2.35	0.61
1:E:174:VAL:HA	1:E:177:LEU:HG	1.83	0.61
2:F:387:ARG:HH12	3:G:995:ASN:CB	2.12	0.61
3:G:985:MET:O	3:G:986:HIS:C	2.44	0.61
3:G:1350:GLU:OE2	3:G:1351:PRO:HD2	1.99	0.61
4:H:200:GLU:O	4:H:202:LEU:N	2.34	0.61
2:B:367:CYS:SG	2:B:443:HIS:CA	2.88	0.61
2:B:439:PHE:CE1	2:B:441:LEU:HD13	2.26	0.61
3:C:413:VAL:HG13	3:C:472:THR:OG1	2.01	0.61
3:C:762:LEU:O	3:C:765:ALA:HB3	2.00	0.61
3:C:1009:ASN:HD21	3:C:1011:ASN:ND2	1.99	0.61
3:C:1370:LEU:HD21	3:C:1375:MET:SD	2.40	0.61
3:C:1401:ALA:HB2	3:C:1430:TYR:CD1	2.32	0.61
1:E:68:LYS:NZ	1:E:72:LYS:HD3	2.15	0.61
3:G:438:ASN:OD1	3:G:449:LYS:HE2	2.00	0.61
3:G:865:TYR:N	3:G:865:TYR:CD2	2.64	0.61
3:G:1147:PRO:O	3:G:1149:LYS:N	2.34	0.61
3:G:1148:ASP:OD2	4:H:262:ASN:HB2	2.00	0.61
3:G:1342:TYR:HB3	4:H:519:ALA:HB1	1.82	0.61
1:A:37:LYS:HG3	1:A:38:ASN:N	2.09	0.61
1:A:350:ILE:HA	1:A:353:ILE:HG12	1.82	0.61
2:B:209:VAL:HG12	2:B:210:PRO:CD	2.17	0.61
2:B:418:THR:HG1	2:B:420:TYR:HE2	1.49	0.61
3:C:497:CYS:SG	3:C:499:LEU:CD2	2.89	0.61
3:C:631:PRO:CD	3:C:688:ARG:HH12	2.13	0.61
3:C:790:PHE:O	3:C:791:LEU:C	2.42	0.61
3:C:1135:ILE:HB	3:C:1177:TYR:CZ	2.35	0.61
3:C:1334:ILE:O	3:C:1338:ILE:HG13	2.01	0.61
4:D:227:LEU:CD2	4:D:301:VAL:HB	2.30	0.61
4:D:256:GLN:HG3	4:D:256:GLN:O	1.99	0.61

Continued on next page...

Continued from previous page...

Atom-1	Atom-2	Interatomic distance (Å)	Clash overlap (Å)
4:D:430:HIS:NE2	4:D:440:PHE:CE1	2.68	0.61
4:D:525:PHE:HD1	4:D:529:ALA:HB3	1.64	0.61
1:E:56:ARG:HG2	1:E:57:TYR:CD2	2.36	0.61
3:G:1038:ILE:HG13	3:G:1039:ASP:N	2.14	0.61
1:A:94:VAL:HG12	1:A:95:LYS:H	1.65	0.61
3:C:498:TRP:O	3:C:499:LEU:HD23	2.01	0.61
1:E:147:LYS:HG3	1:E:148:GLU:N	2.16	0.61
2:F:286:PRO:CB	2:F:385:PRO:HG3	2.29	0.61
3:G:346:LEU:HD22	3:G:689:MET:HE1	1.82	0.61
3:G:387:LEU:HD21	3:G:479:THR:CA	2.31	0.61
3:G:852:TYR:CE1	3:G:999:ILE:HG21	2.36	0.61
3:G:863:SER:C	3:G:866:PRO:HD2	2.26	0.61
3:G:977:THR:C	3:G:981:ARG:HH12	2.08	0.61
3:G:1050:LEU:HD22	3:G:1226:PRO:HG2	1.83	0.61
3:G:1320:LEU:HD13	3:G:1320:LEU:C	2.25	0.61
2:B:94:GLU:HB3	2:B:95:PRO:HD3	1.82	0.61
3:C:774:ASN:ND2	3:C:775:ILE:H	1.98	0.61
3:C:1147:PRO:O	3:C:1149:LYS:N	2.34	0.61
3:C:1250:HIS:CE1	3:C:1254:ASP:HB3	2.35	0.61
3:C:1334:ILE:HG23	3:C:1392:LEU:HD21	1.83	0.61
3:C:1341:TYR:C	3:C:1341:TYR:CD2	2.79	0.61
4:D:328:TYR:O	4:D:330:PRO:HD3	2.00	0.61
2:F:136:PRO:O	2:F:138:ASP:N	2.34	0.61
2:F:359:ARG:C	2:F:360:THR:HG22	2.25	0.61
3:G:602:ILE:HD13	3:G:609:VAL:CG1	2.28	0.61
3:G:922:ARG:HH12	3:G:950:LYS:CE	2.13	0.61
3:G:1198:LEU:C	3:G:1198:LEU:HD12	2.26	0.61
4:H:212:LYS:C	4:H:214:PRO:HD2	2.26	0.61
1:A:384:LYS:HA	1:A:389:ALA:HB2	1.82	0.60
3:C:365:VAL:HG22	3:C:376:CYS:CB	2.28	0.60
3:C:872:PHE:O	3:C:873:ASN:C	2.43	0.60
4:D:170:VAL:HG21	4:D:594:GLN:NE2	2.16	0.60
4:D:232:LYS:HD2	4:D:240:PHE:CE2	2.36	0.60
4:D:332:GLU:HA	4:D:332:GLU:OE2	2.00	0.60
2:F:139:LYS:HA	2:F:142:ASP:OD2	2.01	0.60
2:F:288:MET:HE2	2:F:288:MET:N	2.15	0.60
3:G:395:LYS:CA	3:G:408:ILE:HD11	2.31	0.60
3:G:721:VAL:CG1	3:G:722:VAL:N	2.64	0.60
3:G:762:LEU:O	3:G:765:ALA:HB3	2.02	0.60
3:G:856:ILE:HD12	3:G:856:ILE:N	2.16	0.60
3:G:1384:SER:HB3	3:G:1387:SER:OG	2.01	0.60

Continued on next page...

Continued from previous page...

Atom-1	Atom-2	Interatomic distance (Å)	Clash overlap (Å)
3:G:1395:TYR:O	3:G:1398:ILE:CG1	2.49	0.60
4:H:254:LEU:HD12	4:H:255:GLY:N	2.16	0.60
4:H:354:SER:O	4:H:386:HIS:HE1	1.84	0.60
1:A:121:CYS:SG	1:A:131:CYS:HB3	2.40	0.60
1:A:233:ILE:O	1:A:234:LEU:HD23	2.01	0.60
3:C:642:PHE:O	3:C:646:VAL:HG23	2.01	0.60
3:C:746:TRP:O	3:C:747:LYS:C	2.43	0.60
3:C:1014:ASN:HD21	3:C:1016:GLU:HB2	1.66	0.60
3:C:1335:ARG:HH21	4:D:433:PRO:HD3	1.65	0.60
4:D:174:PHE:CD1	4:D:175:GLY:N	2.68	0.60
1:E:338:LYS:HG3	1:E:338:LYS:O	2.02	0.60
3:G:346:LEU:HB3	3:G:689:MET:CE	2.31	0.60
3:G:389:PHE:CD2	3:G:476:VAL:HB	2.36	0.60
3:G:720:ARG:NH2	3:G:748:ASP:OD2	2.28	0.60
1:A:241:ASP:HA	1:A:244:LEU:HD12	1.83	0.60
2:B:160:THR:HA	2:B:163:GLU:HB2	1.82	0.60
2:B:186:ILE:HG22	2:B:187:PRO:CD	2.31	0.60
3:C:560:MET:HE1	3:C:622:PHE:CE2	2.37	0.60
3:C:565:HIS:HA	3:C:580:GLN:OE1	2.00	0.60
3:C:598:PHE:O	3:C:599:LYS:C	2.44	0.60
3:C:1416:LYS:O	3:C:1420:GLN:HB2	2.01	0.60
3:C:1427:LEU:CB	3:C:1431:ARG:HH22	2.12	0.60
1:E:37:LYS:HG3	1:E:38:ASN:N	2.15	0.60
2:F:118:ARG:CZ	2:F:118:ARG:CB	2.79	0.60
2:F:311:LEU:O	2:F:314:LYS:N	2.33	0.60
3:G:1135:ILE:HG22	3:G:1136:ASN:N	2.17	0.60
4:H:182:TRP:HB3	4:H:341:MET:CE	2.31	0.60
4:H:535:PRO:HG3	4:H:538:LEU:HD22	1.81	0.60
1:A:104:LYS:HE2	1:A:315:HIS:N	2.16	0.60
2:B:26:LEU:HD22	2:B:128:LEU:HD12	1.82	0.60
2:B:259:GLY:O	2:B:260:GLN:HB2	2.02	0.60
2:B:311:LEU:O	2:B:314:LYS:N	2.33	0.60
2:B:422:VAL:CA	2:B:425:GLN:HG3	2.31	0.60
3:C:533:SER:HB2	3:C:534:PRO:HD2	1.82	0.60
3:C:586:VAL:HG11	3:C:742:LEU:HD13	1.83	0.60
4:D:406:LEU:O	4:D:410:ILE:HG13	2.01	0.60
1:E:237:LYS:HA	1:E:240:TRP:CE2	2.35	0.60
2:F:49:ARG:CB	2:F:102:SER:HB2	2.28	0.60
2:F:105:ILE:CG2	2:F:106:LEU:N	2.64	0.60
3:G:522:LYS:H	3:G:525:LEU:HD12	1.66	0.60
3:G:598:PHE:O	3:G:599:LYS:C	2.42	0.60

Continued on next page...

Continued from previous page...

Atom-1	Atom-2	Interatomic distance (Å)	Clash overlap (Å)
3:G:790:PHE:O	3:G:791:LEU:C	2.43	0.60
3:G:1222:ARG:HH11	3:G:1222:ARG:HG3	1.67	0.60
4:H:211:GLN:OE1	4:H:521:ASP:HA	2.01	0.60
4:H:231:LEU:HB3	4:H:303:ILE:HD11	1.83	0.60
1:A:247:VAL:HG11	1:A:251:ILE:HG21	1.83	0.60
3:C:507:LEU:HD21	3:C:517:GLU:HB3	1.84	0.60
3:C:623:LEU:HD11	3:C:651:ILE:HD11	1.82	0.60
3:C:659:TRP:CZ2	3:C:667:ARG:HB2	2.37	0.60
3:C:1222:ARG:HB2	3:C:1222:ARG:HH11	1.67	0.60
3:C:1332:MET:HE1	4:D:389:VAL:HG12	1.82	0.60
3:C:1364:PHE:HB2	4:D:217:ARG:CZ	2.31	0.60
4:D:360:LEU:O	4:D:364:ILE:HG13	2.02	0.60
2:F:433:ASN:O	2:F:434:VAL:HG12	2.01	0.60
3:G:634:ILE:HD12	3:G:690:ILE:CD1	2.31	0.60
3:G:1235:ILE:HA	3:G:1238:TRP:HE3	1.65	0.60
3:G:1322:PHE:HB3	3:G:1325:GLN:NE2	2.16	0.60
2:B:120:PHE:HD2	2:B:230:LEU:HD11	1.65	0.60
2:B:358:LYS:CE	3:C:1274:ARG:NH2	2.61	0.60
2:B:417:GLY:O	2:B:418:THR:HG22	2.01	0.60
3:C:1050:LEU:O	3:C:1051:LYS:HG2	2.02	0.60
3:C:1411:ASP:O	3:C:1415:ASP:CG	2.44	0.60
3:C:1434:LYS:O	3:C:1438:GLU:HG3	2.00	0.60
1:E:379:ARG:HG3	1:E:379:ARG:NH1	2.16	0.60
2:F:341:PHE:CD1	2:F:345:TYR:HB2	2.36	0.60
3:G:861:PHE:HD2	3:G:1038:ILE:HA	1.67	0.60
1:A:113:THR:HG23	1:A:163:ARG:HE	1.67	0.60
2:B:371:ILE:HG22	2:B:372:LEU:CD2	2.32	0.60
3:C:555:ASN:ND2	4:D:248:GLN:NE2	2.49	0.60
3:C:610:GLU:HG2	3:C:621:PHE:CE2	2.37	0.60
3:C:869:ILE:O	3:C:869:ILE:HG22	2.01	0.60
3:C:1184:SER:C	3:C:1186:LEU:H	2.09	0.60
2:F:154:ILE:HD11	2:F:183:ILE:HG22	1.82	0.60
3:G:806:LYS:CE	3:G:807:GLN:H	2.15	0.60
3:G:1081:ARG:HG2	3:G:1081:ARG:NH1	2.09	0.60
4:H:394:LEU:HD22	4:H:401:ILE:CD1	2.32	0.60
1:A:209:HIS:ND1	1:A:210:PRO:N	2.50	0.60
1:A:405:SER:HB3	1:A:409:GLU:OE1	2.00	0.60
2:B:108:LEU:O	2:B:111:CYS:SG	2.52	0.60
2:B:159:LYS:HE3	2:B:178:LEU:CD2	2.31	0.60
3:C:698:LYS:NZ	3:C:706:TYR:HB2	2.16	0.60
3:C:707:HIS:O	3:C:708:LEU:C	2.42	0.60

Continued on next page...

Continued from previous page...

Atom-1	Atom-2	Interatomic distance (Å)	Clash overlap (Å)
3:C:759:LEU:HB2	3:C:761:VAL:HG22	1.83	0.60
3:C:1219:VAL:O	3:C:1220:VAL:C	2.45	0.60
1:E:209:HIS:CG	1:E:210:PRO:HD2	2.37	0.60
2:F:73:LYS:HA	2:F:76:SER:HB2	1.83	0.60
2:F:346:SER:OG	2:F:350:ARG:NH1	2.34	0.60
2:F:428:PHE:CE1	2:F:432:HIS:CE1	2.90	0.60
3:G:560:MET:HE1	3:G:647:LEU:CD1	2.31	0.60
3:G:848:LYS:CD	3:G:999:ILE:HA	2.29	0.60
4:H:358:ASP:CB	4:H:359:PRO:HD3	2.30	0.60
3:C:345:TRP:O	3:C:346:LEU:HG	2.00	0.60
3:C:491:ARG:NH1	3:C:524:ASP:HA	2.17	0.60
3:C:557:ILE:HG13	3:C:650:ARG:HG3	1.84	0.60
3:C:977:THR:HB	3:C:981:ARG:NH1	2.16	0.60
3:C:1143:PRO:HB2	3:C:1159:LEU:HD23	1.83	0.60
4:D:476:LEU:C	4:D:476:LEU:CD1	2.75	0.60
2:F:243:ASP:OD1	2:F:243:ASP:C	2.45	0.60
3:G:531:ASP:O	3:G:532:VAL:HG23	2.02	0.60
3:G:1133:PHE:HB3	3:G:1211:TYR:CZ	2.37	0.60
3:G:1279:PHE:CE1	3:G:1329:LYS:HG3	2.37	0.60
4:H:343:LEU:HD12	4:H:572:ALA:O	2.02	0.60
4:H:532:PRO:CG	4:H:533:VAL:H	2.15	0.60
1:A:94:VAL:HG12	1:A:95:LYS:N	2.17	0.60
1:A:294:TRP:HA	1:A:297:MET:SD	2.42	0.60
1:A:396:GLU:O	1:A:400:GLU:HG3	2.02	0.60
3:C:360:PHE:CE2	3:C:379:MET:HG3	2.36	0.60
4:D:367:ILE:O	4:D:372:PRO:HD2	2.01	0.60
2:F:358:LYS:HE3	2:F:359:ARG:NE	2.16	0.60
3:G:746:TRP:O	3:G:748:ASP:N	2.35	0.60
3:G:1215:GLN:C	3:G:1218:PRO:HD2	2.27	0.60
1:A:153:LYS:HA	1:A:153:LYS:HE2	1.84	0.59
2:B:237:LEU:N	2:B:238:PRO:CD	2.65	0.59
2:B:280:SER:HA	2:B:284:PHE:CE1	2.36	0.59
2:B:342:ASP:HA	2:B:346:SER:CB	2.31	0.59
3:C:354:ASN:N	3:C:354:ASN:ND2	2.50	0.59
3:C:720:ARG:NH1	3:C:722:VAL:HG13	2.17	0.59
3:C:865:TYR:HD2	3:C:865:TYR:N	1.97	0.59
2:F:138:ASP:N	2:F:138:ASP:OD2	2.34	0.59
2:F:253:LEU:O	2:F:254:SER:CB	2.50	0.59
2:F:426:LYS:HD2	2:F:429:GLU:OE1	2.02	0.59
3:G:437:LYS:NZ	3:G:800:ASN:ND2	2.50	0.59
3:G:1216:ILE:C	3:G:1218:PRO:HD2	2.27	0.59

Continued on next page...

Continued from previous page...

Atom-1	Atom-2	Interatomic distance (Å)	Clash overlap (Å)
3:G:1307:LEU:HD13	3:G:1430:TYR:OH	2.02	0.59
4:H:294:TYR:O	4:H:294:TYR:CD1	2.53	0.59
1:A:38:ASN:HA	1:A:41:GLN:OE1	2.02	0.59
1:A:108:PHE:CD1	1:A:167:CYS:SG	2.95	0.59
2:B:121:ILE:CG1	2:B:226:LEU:HD23	2.31	0.59
2:B:437:CYS:SG	2:B:438:GLY:N	2.75	0.59
3:C:788:ASN:O	3:C:791:LEU:HB3	2.02	0.59
3:C:861:PHE:CE1	3:C:1036:LEU:HD21	2.36	0.59
3:C:1154:HIS:CG	3:C:1155:VAL:N	2.70	0.59
4:D:198:CYS:HB3	4:D:199:PRO:CD	2.32	0.59
4:D:212:LYS:C	4:D:214:PRO:HD2	2.27	0.59
2:F:170:SER:HB3	2:F:171:PRO:CD	2.30	0.59
3:G:539:VAL:CG2	3:G:568:PHE:HD2	2.01	0.59
3:G:1284:PRO:HG2	3:G:1325:GLN:NE2	2.17	0.59
4:H:166:ASN:N	4:H:166:ASN:ND2	2.50	0.59
3:C:763:PRO:O	3:C:764:LEU:C	2.45	0.59
3:C:1030:ASN:OD1	3:C:1037:GLU:HA	2.01	0.59
4:D:355:ILE:O	4:D:357:TYR:HD1	1.85	0.59
4:D:400:ASP:OD1	4:D:400:ASP:N	2.33	0.59
2:F:358:LYS:CG	2:F:359:ARG:H	2.15	0.59
3:G:1397:TYR:CD1	3:G:1397:TYR:C	2.79	0.59
1:A:200:LYS:HA	1:A:246:LEU:HD22	1.84	0.59
2:B:359:ARG:HH11	2:B:359:ARG:HG3	1.66	0.59
3:C:564:VAL:HG12	3:C:565:HIS:H	1.67	0.59
3:C:862:ASN:ND2	3:C:1039:ASP:HB2	2.18	0.59
3:C:953:ALA:O	3:C:956:MET:HG2	2.02	0.59
3:C:1149:LYS:CG	3:C:1150:LYS:H	2.13	0.59
3:C:1330:LEU:HD11	3:C:1399:PHE:HE2	1.67	0.59
3:C:1340:LYS:O	3:C:1341:TYR:C	2.44	0.59
3:C:1437:ALA:O	3:C:1438:GLU:C	2.45	0.59
3:C:1441:LEU:HD23	3:C:1441:LEU:H	1.66	0.59
4:D:166:ASN:N	4:D:166:ASN:ND2	2.27	0.59
4:D:246:PRO:HG3	4:D:311:GLY:HA3	1.84	0.59
1:E:355:ARG:HH11	1:E:355:ARG:HB2	1.67	0.59
2:F:135:LEU:HB2	2:F:140:ILE:HG13	1.83	0.59
2:F:159:LYS:HD3	2:F:159:LYS:C	2.27	0.59
2:F:309:TYR:CE2	2:F:313:LEU:HD11	2.37	0.59
3:G:398:LEU:O	3:G:398:LEU:HD23	2.01	0.59
3:G:960:LEU:HD23	3:G:967:PHE:O	2.03	0.59
1:A:156:LEU:HB2	1:A:398:PHE:CZ	2.38	0.59
2:B:103:HIS:CD2	2:B:104:PHE:HD1	2.19	0.59

Continued on next page...

Continued from previous page...

Atom-1	Atom-2	Interatomic distance (Å)	Clash overlap (Å)
2:B:150:GLN:C	2:B:151:PHE:CD1	2.81	0.59
3:C:364:LYS:NZ	3:C:537:LEU:CD2	2.64	0.59
3:C:720:ARG:HH12	3:C:722:VAL:HG13	1.67	0.59
3:C:756:MET:O	3:C:761:VAL:HG23	2.03	0.59
4:D:446:SER:O	4:D:450:LYS:CG	2.50	0.59
2:F:45:LEU:HD12	2:F:101:ILE:CG2	2.32	0.59
3:G:579:PHE:N	3:G:579:PHE:CD1	2.68	0.59
3:G:722:VAL:HG12	3:G:723:ILE:N	2.17	0.59
4:H:198:CYS:HB2	4:H:199:PRO:HD2	1.85	0.59
4:H:210:PHE:O	4:H:210:PHE:HD1	1.85	0.59
2:B:49:ARG:HD2	2:B:49:ARG:O	2.02	0.59
3:C:599:LYS:O	3:C:602:ILE:HB	2.02	0.59
3:C:935:ASN:HD22	3:C:937:ASP:N	1.94	0.59
3:C:1181:GLN:O	3:C:1204:LEU:HD22	2.03	0.59
3:C:1231:ASP:O	3:C:1232:ALA:C	2.44	0.59
2:F:362:TYR:C	2:F:362:TYR:HD2	2.06	0.59
2:F:438:GLY:O	2:F:439:PHE:HB3	2.02	0.59
3:G:756:MET:O	3:G:761:VAL:HG23	2.02	0.59
3:G:1388:LEU:O	3:G:1391:GLN:N	2.35	0.59
3:G:1394:PHE:O	3:G:1398:ILE:HG12	2.02	0.59
4:H:342:VAL:HG13	4:H:343:LEU:O	2.02	0.59
1:A:44:GLU:HB2	1:A:84:TYR:HE2	1.67	0.59
2:B:258:THR:CG2	2:B:261:ASP:HB2	2.31	0.59
2:B:295:LEU:HG	2:B:330:GLU:HG2	1.84	0.59
2:B:355:LYS:HG2	3:C:1247:ARG:CZ	2.33	0.59
3:C:1221:ALA:O	3:C:1223:ILE:N	2.35	0.59
4:D:479:HIS:ND1	4:D:509:TYR:OH	2.20	0.59
4:D:526:TYR:C	4:D:526:TYR:CD2	2.81	0.59
1:E:221:LYS:HB3	1:E:222:TYR:CE1	2.38	0.59
2:F:136:PRO:C	2:F:138:ASP:H	2.11	0.59
2:F:421:GLN:O	2:F:424:CYS:HB3	2.03	0.59
3:G:381:LYS:HD3	3:G:519:MET:CE	2.31	0.59
3:G:604:LYS:HD3	3:G:604:LYS:O	2.03	0.59
3:G:661:LYS:C	3:G:663:GLY:N	2.57	0.59
3:G:707:HIS:O	3:G:708:LEU:C	2.44	0.59
3:G:911:LEU:HD12	3:G:911:LEU:O	2.02	0.59
4:H:493:ASP:O	4:H:494:ARG:C	2.45	0.59
1:A:235:GLU:HG3	1:A:236:ASN:ND2	2.18	0.59
1:A:306:ASP:OD2	1:A:309:VAL:HG23	2.03	0.59
2:B:45:LEU:HD13	2:B:101:ILE:CG2	2.33	0.59
3:C:751:PHE:N	3:C:751:PHE:HD1	2.00	0.59

Continued on next page...

Continued from previous page...

Atom-1	Atom-2	Interatomic distance (Å)	Clash overlap (Å)
3:C:981:ARG:HH11	3:C:981:ARG:HG3	1.68	0.59
3:C:1139:LEU:CD1	3:C:1154:HIS:HD2	2.16	0.59
4:D:202:LEU:CD2	4:D:439:PRO:HD3	2.32	0.59
1:E:47:PHE:HB3	1:E:49:LEU:HD21	1.84	0.59
1:E:273:LYS:HD2	1:E:293:GLU:CD	2.27	0.59
2:F:173:LEU:HD23	2:F:173:LEU:O	2.03	0.59
3:G:598:PHE:CZ	3:G:738:LEU:HB3	2.38	0.59
3:G:1050:LEU:HD13	3:G:1226:PRO:HG2	1.85	0.59
3:G:1334:ILE:HG21	3:G:1440:PHE:CD1	2.37	0.59
3:G:1345:TRP:CE3	3:G:1358:ARG:HG3	2.38	0.59
4:H:334:ASP:HA	4:H:337:PHE:CE2	2.37	0.59
4:H:356:THR:OG1	4:H:358:ASP:OD2	2.20	0.59
4:H:382:LEU:HD11	4:H:389:VAL:CG2	2.28	0.59
3:C:340:VAL:HG21	3:C:500:GLU:HG3	1.85	0.59
3:C:623:LEU:HD11	3:C:651:ILE:CD1	2.33	0.59
3:C:1095:VAL:O	3:C:1096:ILE:C	2.46	0.59
3:C:1116:LEU:HD21	3:C:1220:VAL:HG11	1.84	0.59
4:D:407:ARG:HH11	4:D:407:ARG:HG3	1.67	0.59
4:D:493:ASP:O	4:D:494:ARG:C	2.44	0.59
1:E:144:ARG:NH1	1:E:211:PHE:CD2	2.71	0.59
2:F:38:SER:C	2:F:40:ILE:N	2.60	0.59
2:F:49:ARG:NH1	2:F:103:HIS:CB	2.57	0.59
3:G:957:TYR:O	3:G:960:LEU:N	2.31	0.59
3:G:1035:LEU:O	3:G:1036:LEU:C	2.46	0.59
3:G:1082:ARG:HG2	3:G:1082:ARG:O	2.02	0.59
3:G:1151:SER:HA	3:G:1189:SER:CB	2.33	0.59
4:H:294:TYR:CE1	4:H:486:SER:C	2.77	0.59
4:H:351:THR:OG1	4:H:353:ASP:OD2	2.19	0.59
1:A:161:GLY:HA3	1:A:324:HIS:HD2	1.68	0.59
1:A:208:ILE:HD12	1:A:212:ILE:HG21	1.84	0.59
2:B:87:GLU:HG3	2:B:93:TYR:CE1	2.36	0.59
3:C:541:ALA:HB2	3:C:753:LEU:HD13	1.84	0.59
3:C:1139:LEU:CD1	3:C:1139:LEU:N	2.65	0.59
4:D:538:LEU:HD12	4:D:538:LEU:C	2.26	0.59
2:F:26:LEU:HB3	2:F:143:PHE:CE2	2.38	0.59
3:G:788:ASN:O	3:G:791:LEU:HB3	2.02	0.59
3:G:864:LEU:HD23	3:G:1004:ASP:CB	2.23	0.59
3:G:876:PHE:HZ	3:G:960:LEU:HD21	1.66	0.59
3:G:946:GLN:HE21	3:G:947:LYS:H	1.50	0.59
3:G:984:LEU:HD12	3:G:984:LEU:O	2.01	0.59
3:G:1284:PRO:HG2	3:G:1325:GLN:HE21	1.68	0.59

Continued on next page...

Continued from previous page...

Atom-1	Atom-2	Interatomic distance (Å)	Clash overlap (Å)
4:H:382:LEU:C	4:H:382:LEU:HD12	2.27	0.59
1:A:37:LYS:CG	1:A:38:ASN:H	2.08	0.58
1:A:154:HIS:HB3	1:A:402:LEU:HD11	1.85	0.58
2:B:289:ARG:HD3	2:B:401:TYR:CE2	2.38	0.58
2:B:316:ILE:N	2:B:445:ASN:HD21	2.00	0.58
2:B:325:GLN:OE1	2:B:325:GLN:HA	2.02	0.58
3:C:439:TYR:CE2	3:C:441:PHE:N	2.64	0.58
3:C:731:MET:HE1	3:C:741:LEU:HD13	1.84	0.58
3:C:1148:ASP:O	3:C:1149:LYS:C	2.45	0.58
4:D:540:ILE:O	4:D:558:ASN:OD1	2.21	0.58
2:F:135:LEU:HB2	2:F:140:ILE:CG1	2.33	0.58
2:F:359:ARG:HH11	2:F:359:ARG:HG3	1.67	0.58
3:G:703:CYS:HA	3:G:704:LYS:HE2	1.85	0.58
3:G:868:ILE:HD13	3:G:872:PHE:HE2	1.67	0.58
4:H:164:ARG:HG2	4:H:164:ARG:NH1	2.14	0.58
4:H:476:LEU:CD1	4:H:509:TYR:HD2	2.16	0.58
4:H:547:PHE:CD1	4:H:547:PHE:C	2.80	0.58
1:A:43:ARG:NH1	1:A:81:GLY:O	2.36	0.58
2:B:368:LEU:HD21	2:B:372:LEU:CD1	2.34	0.58
3:C:388:TYR:CD1	3:C:802:ILE:HD12	2.37	0.58
3:C:545:LYS:HE3	3:C:723:ILE:HD13	1.83	0.58
3:C:1294:ASN:N	3:C:1398:ILE:HG22	2.18	0.58
4:D:383:ASP:OD1	4:D:385:LYS:HB2	2.03	0.58
4:D:467:VAL:O	4:D:467:VAL:HG12	2.02	0.58
1:E:403:ASP:HA	1:E:406:ARG:NH1	2.17	0.58
2:F:55:SER:HA	2:F:58:ASN:HD22	1.68	0.58
2:F:276:ILE:HA	2:F:279:LEU:CD1	2.33	0.58
2:F:376:PRO:HB3	2:F:382:HIS:CD2	2.37	0.58
3:G:558:ILE:O	3:G:559:ALA:CB	2.51	0.58
2:B:308:GLN:HA	2:B:365:PHE:CD2	2.38	0.58
3:C:751:PHE:CD1	3:C:751:PHE:N	2.70	0.58
3:C:1170:LYS:HG3	3:C:1171:ALA:N	2.17	0.58
3:C:1389:TYR:C	3:C:1389:TYR:CD2	2.81	0.58
4:D:509:TYR:HE1	4:D:514:PRO:HB3	1.69	0.58
1:E:68:LYS:O	1:E:72:LYS:HB2	2.02	0.58
2:F:246:LEU:O	2:F:250:LEU:HG	2.03	0.58
2:F:342:ASP:HA	2:F:346:SER:CB	2.33	0.58
3:G:857:LEU:HD21	3:G:859:LEU:HD21	1.85	0.58
3:G:869:ILE:HG21	3:G:911:LEU:HD21	1.84	0.58
4:H:382:LEU:CD1	4:H:389:VAL:HG21	2.29	0.58
1:A:87:ARG:HB3	1:A:89:ASN:HD21	1.68	0.58

Continued on next page...

Continued from previous page...

Atom-1	Atom-2	Interatomic distance (Å)	Clash overlap (Å)
3:C:549:ASN:OD1	3:C:552:ASN:C	2.47	0.58
3:C:653:VAL:HG12	3:C:654:CYS:SG	2.43	0.58
3:C:753:LEU:HD12	3:C:756:MET:CE	2.33	0.58
3:C:843:LEU:HD11	3:C:845:LEU:HD21	1.83	0.58
3:C:1342:TYR:HB3	4:D:519:ALA:CB	2.34	0.58
4:D:411:GLU:C	4:D:413:THR:N	2.61	0.58
1:E:40:PHE:HB3	1:E:41:GLN:NE2	2.18	0.58
1:E:66:LEU:CD1	1:E:70:MET:HE3	2.33	0.58
1:E:213:ARG:HG2	1:E:213:ARG:HH11	1.68	0.58
2:F:52:LEU:HB2	2:F:81:LEU:HD12	1.85	0.58
2:F:249:LEU:N	2:F:249:LEU:HD23	2.17	0.58
3:G:563:LEU:HD21	3:G:746:TRP:HE1	1.69	0.58
3:G:874:ILE:CD1	3:G:976:VAL:HG22	2.33	0.58
3:G:1015:LEU:O	3:G:1015:LEU:HD12	2.04	0.58
3:G:1281:CYS:O	3:G:1290:ASN:HB2	2.04	0.58
4:H:593:VAL:HG12	4:H:594:GLN:N	2.18	0.58
1:A:161:GLY:HA3	1:A:324:HIS:CD2	2.38	0.58
1:A:234:LEU:CD2	1:A:240:TRP:HA	2.34	0.58
2:B:38:SER:C	2:B:40:ILE:H	2.10	0.58
3:C:543:SER:CB	3:C:749:ALA:HB2	2.34	0.58
3:C:876:PHE:CZ	3:C:960:LEU:CD2	2.87	0.58
1:E:9:LEU:CD2	1:E:13:LEU:HG	2.32	0.58
1:E:195:GLY:O	1:E:197:ASP:N	2.36	0.58
1:E:237:LYS:HE3	1:E:241:ASP:OD1	2.03	0.58
1:E:402:LEU:N	1:E:402:LEU:CD1	2.66	0.58
2:F:93:TYR:HD2	2:F:96:ARG:HB2	1.68	0.58
2:F:101:ILE:O	2:F:102:SER:C	2.47	0.58
3:G:395:LYS:CB	3:G:408:ILE:HD11	2.34	0.58
3:G:786:GLU:O	3:G:789:GLU:HB3	2.04	0.58
3:G:1184:SER:C	3:G:1186:LEU:H	2.10	0.58
1:A:112:MET:HG3	1:A:119:ARG:NH2	2.18	0.58
2:B:271:ILE:CD1	2:B:316:ILE:HD12	2.34	0.58
2:B:439:PHE:CZ	2:B:450:GLU:HG2	2.37	0.58
3:C:579:PHE:N	3:C:579:PHE:HD1	2.01	0.58
3:C:903:ASP:OD1	3:C:905:SER:HB3	2.04	0.58
3:C:1281:CYS:O	3:C:1290:ASN:HB2	2.04	0.58
3:C:1364:PHE:CE2	3:C:1368:GLY:HA2	2.39	0.58
4:D:232:LYS:HD2	4:D:240:PHE:HE2	1.68	0.58
4:D:538:LEU:HD12	4:D:539:ILE:H	1.66	0.58
1:E:18:ARG:HH11	1:E:18:ARG:HG3	1.69	0.58
1:E:343:ASP:OD1	1:E:345:PHE:N	2.37	0.58

Continued on next page...

Continued from previous page...

Atom-1	Atom-2	Interatomic distance (Å)	Clash overlap (Å)
1:E:353:ILE:HB	1:E:386:THR:CG2	2.29	0.58
2:F:137:LYS:CE	2:F:181:GLU:HA	2.34	0.58
3:G:857:LEU:CD2	3:G:859:LEU:HG	2.33	0.58
3:G:981:ARG:HH11	3:G:981:ARG:HG3	1.67	0.58
3:G:1026:LYS:HG3	3:G:1030:ASN:HD21	1.67	0.58
3:G:1231:ASP:O	3:G:1232:ALA:C	2.46	0.58
3:G:1241:LEU:HD12	3:G:1241:LEU:O	2.03	0.58
4:H:343:LEU:HD12	4:H:344:VAL:N	2.11	0.58
1:A:381:ARG:O	1:A:384:LYS:HB2	2.04	0.58
2:B:38:SER:C	2:B:40:ILE:N	2.60	0.58
2:B:97:ARG:O	2:B:98:ARG:C	2.45	0.58
2:B:255:HIS:CD2	2:B:256:SER:H	2.20	0.58
3:C:410:MET:HE1	3:C:452:TYR:O	2.03	0.58
2:F:49:ARG:HB2	2:F:102:SER:CB	2.29	0.58
2:F:314:LYS:HG3	2:F:353:PHE:CE2	2.39	0.58
3:G:549:ASN:ND2	3:G:552:ASN:N	2.52	0.58
3:G:565:HIS:CE1	3:G:567:SER:O	2.57	0.58
1:A:14:LYS:HD2	1:A:74:ASN:HD21	1.69	0.58
1:A:192:VAL:CG2	1:A:302:PHE:HD1	2.17	0.58
3:C:345:TRP:C	3:C:346:LEU:HG	2.28	0.58
3:C:872:PHE:CZ	3:C:979:LYS:HE2	2.39	0.58
3:C:1116:LEU:H	3:C:1116:LEU:HD12	1.69	0.58
4:D:292:LYS:CG	4:D:293:GLU:N	2.61	0.58
4:D:327:PHE:CZ	4:D:552:LEU:O	2.56	0.58
1:E:171:ASP:HB2	1:E:174:VAL:HG23	1.84	0.58
2:F:118:ARG:CB	2:F:118:ARG:NH1	2.67	0.58
2:F:387:ARG:HH12	3:G:995:ASN:CA	2.17	0.58
3:G:564:VAL:CG1	3:G:565:HIS:N	2.66	0.58
3:G:1219:VAL:O	3:G:1220:VAL:C	2.47	0.58
4:H:170:VAL:HG11	4:H:594:GLN:HE21	1.67	0.58
3:C:954:ASN:H	3:C:954:ASN:ND2	2.01	0.58
3:C:1019:PHE:C	3:C:1021:LEU:N	2.55	0.58
3:C:1196:GLU:HG3	3:C:1197:GLN:H	1.68	0.58
3:C:1245:GLN:OE1	3:C:1248:VAL:HB	2.04	0.58
3:C:1250:HIS:CD2	3:C:1251:TYR:H	2.19	0.58
1:E:227:ALA:HB1	1:E:233:ILE:CD1	2.32	0.58
2:F:105:ILE:HG22	2:F:106:LEU:N	2.19	0.58
3:G:788:ASN:ND2	3:G:956:MET:HA	2.19	0.58
3:G:935:ASN:HD22	3:G:936:PRO:N	2.01	0.58
3:G:1141:LYS:NZ	3:G:1147:PRO:CD	2.67	0.58
4:H:420:LEU:HB3	4:H:422:PHE:HE2	1.68	0.58

Continued on next page...

Continued from previous page...

Atom-1	Atom-2	Interatomic distance (Å)	Clash overlap (Å)
1:E:388:LEU:O	1:E:392:VAL:HG23	2.04	0.58
2:F:271:ILE:HG22	2:F:272:SER:O	2.04	0.58
3:G:564:VAL:O	3:G:579:PHE:HB2	2.04	0.58
4:H:411:GLU:C	4:H:413:THR:H	2.12	0.58
4:H:435:TYR:CZ	4:H:459:PRO:HD3	2.39	0.58
1:A:46:SER:O	1:A:47:PHE:HD1	1.86	0.57
3:C:563:LEU:HD22	3:C:582:HIS:HB2	1.84	0.57
3:C:658:HIS:HB2	3:C:661:LYS:HE3	1.86	0.57
3:C:1025:VAL:O	3:C:1026:LYS:C	2.47	0.57
3:C:1092:GLY:O	3:C:1095:VAL:HG23	2.04	0.57
4:D:286:VAL:HG11	4:D:304:MET:HE1	1.86	0.57
1:E:237:LYS:HZ2	1:E:256:GLN:NE2	2.01	0.57
2:F:248:PRO:C	2:F:249:LEU:HD23	2.29	0.57
3:G:921:ARG:HH22	3:G:945:ARG:CZ	2.17	0.57
3:G:1272:LYS:HD3	3:G:1273:TYR:CE1	2.39	0.57
4:H:253:LEU:HG	4:H:314:LEU:CD2	2.31	0.57
4:H:510:PRO:O	4:H:511:LEU:C	2.47	0.57
1:A:147:LYS:HB2	1:A:155:ARG:NH2	2.19	0.57
1:A:192:VAL:HG11	1:A:304:ARG:HE	1.69	0.57
2:B:202:LEU:HA	2:B:206:PHE:O	2.03	0.57
3:C:437:LYS:HD2	3:C:802:ILE:HD13	1.86	0.57
3:G:543:SER:OG	3:G:748:ASP:HB3	2.04	0.57
3:G:552:ASN:O	3:G:553:HIS:ND1	2.37	0.57
3:G:701:ILE:O	3:G:706:TYR:OH	2.21	0.57
3:G:721:VAL:HG12	3:G:722:VAL:N	2.18	0.57
3:G:1296:PHE:HZ	3:G:1405:LEU:CD2	2.10	0.57
3:G:1363:GLN:O	3:G:1370:LEU:HB3	2.05	0.57
3:G:1422:PHE:N	3:G:1422:PHE:HD2	2.01	0.57
4:H:569:GLY:C	4:H:570:THR:CG2	2.77	0.57
2:B:427:TYR:CD1	2:B:427:TYR:C	2.82	0.57
3:C:555:ASN:ND2	3:C:555:ASN:N	2.48	0.57
3:C:585:VAL:HG22	3:C:618:LEU:HG	1.87	0.57
3:C:843:LEU:CB	3:C:981:ARG:HG2	2.35	0.57
3:C:857:LEU:HD23	3:C:859:LEU:HG	1.83	0.57
3:C:1345:TRP:HZ3	3:C:1358:ARG:CB	2.16	0.57
1:E:223:PHE:HE2	1:E:269:TRP:CE2	2.22	0.57
1:E:396:GLU:HA	1:E:399:LEU:HG	1.86	0.57
2:F:286:PRO:HG2	2:F:386:PHE:HE2	1.63	0.57
3:G:498:TRP:O	3:G:499:LEU:HD23	2.04	0.57
3:G:600:GLU:HA	3:G:603:GLU:HG2	1.86	0.57
3:G:1019:PHE:C	3:G:1021:LEU:N	2.60	0.57

Continued on next page...

Continued from previous page...

Atom-1	Atom-2	Interatomic distance (Å)	Clash overlap (Å)
3:G:1157:VAL:HG21	3:G:1177:TYR:CB	2.34	0.57
3:G:1241:LEU:O	3:G:1243:PRO:HD2	2.03	0.57
4:H:270:VAL:HG12	4:H:271:ILE:N	2.18	0.57
4:H:292:LYS:CD	4:H:293:GLU:H	2.17	0.57
1:A:108:PHE:HD2	1:A:305:LEU:HD13	1.69	0.57
2:B:26:LEU:CD2	2:B:128:LEU:HD12	2.35	0.57
2:B:77:GLU:O	2:B:78:LEU:C	2.47	0.57
3:C:558:ILE:O	3:C:559:ALA:CB	2.51	0.57
3:C:565:HIS:CE1	3:C:567:SER:O	2.56	0.57
3:C:1133:PHE:HB3	3:C:1211:TYR:OH	2.05	0.57
3:C:1370:LEU:O	3:C:1371:CYS:C	2.47	0.57
3:C:1397:TYR:CD1	3:C:1397:TYR:C	2.81	0.57
4:D:171:VAL:O	4:D:172:THR:OG1	2.18	0.57
4:D:493:ASP:HB3	4:D:496:SER:HB2	1.85	0.57
2:F:121:ILE:HD11	2:F:227:SER:HA	1.84	0.57
3:G:861:PHE:HD1	3:G:864:LEU:CD2	2.17	0.57
3:G:872:PHE:O	3:G:873:ASN:C	2.46	0.57
3:G:1221:ALA:C	3:G:1223:ILE:N	2.61	0.57
3:G:1230:ILE:HA	3:G:1234:LEU:CD2	2.30	0.57
3:G:1355:ASN:C	3:G:1355:ASN:OD1	2.46	0.57
4:H:365:ALA:HA	4:H:368:ASN:ND2	2.16	0.57
2:B:50:VAL:HG23	2:B:106:LEU:HD13	1.87	0.57
2:B:253:LEU:O	2:B:254:SER:CB	2.51	0.57
3:C:730:ASN:N	3:C:730:ASN:ND2	2.10	0.57
3:C:1105:ARG:O	3:C:1109:VAL:HG23	2.05	0.57
3:C:1133:PHE:HB3	3:C:1211:TYR:CZ	2.38	0.57
3:C:1369:PRO:HG2	3:C:1379:LEU:H	1.70	0.57
4:D:243:LEU:HD13	4:D:284:ILE:HG12	1.85	0.57
4:D:253:LEU:CD1	4:D:314:LEU:HD22	2.35	0.57
1:E:13:LEU:HD22	1:E:17:TYR:CZ	2.39	0.57
2:F:46:ALA:HB1	2:F:106:LEU:HD21	1.87	0.57
1:A:343:ASP:HB3	1:A:346:THR:OG1	2.05	0.57
3:C:618:LEU:HD23	3:C:619:LEU:N	2.20	0.57
3:C:697:ALA:O	3:C:701:ILE:HG23	2.04	0.57
3:C:1409:THR:HG23	3:C:1410:THR:N	2.13	0.57
4:D:241:THR:HG21	4:D:251:VAL:HG11	1.85	0.57
4:D:243:LEU:HB3	4:D:284:ILE:HD13	1.86	0.57
4:D:307:ILE:HG13	4:D:315:VAL:HG23	1.86	0.57
1:E:187:GLU:HB3	2:F:196:ARG:O	2.04	0.57
1:E:350:ILE:O	1:E:354:CYS:HB2	2.04	0.57
3:G:360:PHE:HE2	3:G:379:MET:HG3	1.70	0.57

Continued on next page...

Continued from previous page...

Atom-1	Atom-2	Interatomic distance (Å)	Clash overlap (Å)
3:G:716:LEU:HD21	3:G:755:ILE:HA	1.86	0.57
3:G:1022:GLY:O	3:G:1025:VAL:HB	2.05	0.57
1:A:43:ARG:NH1	1:A:80:ILE:CG2	2.65	0.57
2:B:73:LYS:O	2:B:76:SER:HB3	2.04	0.57
2:B:110:TYR:HD2	2:B:116:LEU:HB3	1.70	0.57
2:B:422:VAL:O	2:B:425:GLN:HB2	2.05	0.57
3:C:621:PHE:O	3:C:624:ALA:HB3	2.03	0.57
3:C:774:ASN:HD21	3:C:779:THR:HG1	1.48	0.57
3:C:968:TYR:HH	3:C:970:LYS:HD3	1.69	0.57
4:D:381:PHE:HE2	4:D:440:PHE:HE2	1.53	0.57
4:D:476:LEU:CD1	4:D:502:ILE:HD11	2.15	0.57
1:E:9:LEU:HD23	1:E:13:LEU:HG	1.85	0.57
1:E:156:LEU:HD22	1:E:395:PHE:CE1	2.39	0.57
1:E:398:PHE:O	1:E:402:LEU:HD22	2.05	0.57
2:F:274:ASP:OD2	2:F:274:ASP:N	2.33	0.57
3:G:985:MET:O	3:G:988:LYS:N	2.38	0.57
3:G:1025:VAL:O	3:G:1026:LYS:C	2.47	0.57
3:G:1131:SER:O	3:G:1133:PHE:N	2.38	0.57
3:G:1294:ASN:HD22	3:G:1296:PHE:H	1.52	0.57
4:H:224:ILE:HD13	4:H:256:GLN:HB3	1.87	0.57
1:A:90:GLN:O	1:A:93:THR:HB	2.04	0.57
2:B:441:LEU:CD1	2:B:446:GLN:HG2	2.34	0.57
3:C:609:VAL:O	3:C:609:VAL:HG22	2.05	0.57
3:C:1328:ASN:O	3:C:1331:ILE:HB	2.04	0.57
4:D:243:LEU:O	4:D:284:ILE:HG21	2.04	0.57
4:D:406:LEU:HG	4:D:410:ILE:HD11	1.87	0.57
2:F:158:GLU:CD	2:F:162:ARG:HH21	2.12	0.57
3:G:383:ILE:HG12	3:G:523:PRO:HG2	1.85	0.57
3:G:549:ASN:OD1	3:G:552:ASN:C	2.48	0.57
3:G:946:GLN:NE2	3:G:947:LYS:H	2.03	0.57
3:G:1095:VAL:HG13	3:G:1112:ILE:HD11	1.82	0.57
3:G:1363:GLN:CD	3:G:1370:LEU:HD23	2.30	0.57
4:H:411:GLU:HA	4:H:414:ARG:HG3	1.87	0.57
2:B:136:PRO:C	2:B:138:ASP:H	2.11	0.57
2:B:258:THR:HG22	2:B:366:SER:HB2	1.87	0.57
2:B:363:THR:O	2:B:363:THR:HG22	2.04	0.57
3:C:1146:TYR:CE2	3:C:1155:VAL:HG21	2.39	0.57
3:C:1431:ARG:O	3:C:1435:ASN:CG	2.48	0.57
2:F:47:ILE:HD13	2:F:260:GLN:HE22	1.70	0.57
2:F:137:LYS:NZ	2:F:181:GLU:HA	2.20	0.57
2:F:240:VAL:C	2:F:242:SER:N	2.61	0.57

Continued on next page...

Continued from previous page...

Atom-1	Atom-2	Interatomic distance (Å)	Clash overlap (Å)
3:G:364:LYS:NZ	3:G:632:ASP:OD1	2.32	0.57
3:G:489:MET:HG3	3:G:797:TYR:CE2	2.40	0.57
3:G:653:VAL:HG12	3:G:654:CYS:N	2.20	0.57
3:G:858:LEU:CD1	3:G:1007:MET:HG3	2.15	0.57
4:H:255:GLY:HA3	4:H:272:LEU:HD21	1.87	0.57
4:H:358:ASP:HB2	4:H:359:PRO:CD	2.26	0.57
4:H:571:PHE:N	4:H:571:PHE:CD2	2.72	0.57
3:C:539:VAL:CG1	3:C:540:MET:N	2.68	0.57
3:C:740:TYR:O	3:C:740:TYR:HD1	1.85	0.57
3:C:1002:ASP:O	3:C:1004:ASP:N	2.34	0.57
3:C:1035:LEU:O	3:C:1036:LEU:C	2.47	0.57
4:D:389:VAL:HG22	4:D:394:LEU:HD11	1.86	0.57
4:D:571:PHE:CE2	4:D:598:ILE:HD13	2.40	0.57
2:F:252:HIS:CD2	2:F:255:HIS:CD2	2.93	0.57
2:F:275:GLN:O	2:F:279:LEU:HG	2.04	0.57
3:G:549:ASN:HB3	3:G:554:GLN:HG3	1.87	0.57
3:G:784:ARG:HD2	3:G:784:ARG:N	2.19	0.57
3:G:902:PRO:HB2	3:G:906:LEU:HD13	1.86	0.57
4:H:227:LEU:CD1	4:H:231:LEU:HD21	2.35	0.57
4:H:229:SER:O	4:H:233:GLU:HG2	2.04	0.57
4:H:271:ILE:HD12	4:H:272:LEU:C	2.29	0.57
4:H:356:THR:HB	4:H:358:ASP:OD1	2.05	0.57
4:H:385:LYS:HD3	4:H:427:ARG:HH21	1.68	0.57
4:H:575:TYR:C	4:H:576:LEU:HD23	2.29	0.57
2:B:53:LEU:HD11	2:B:124:GLU:OE1	2.04	0.56
3:C:796:PHE:CE2	3:C:910:ILE:HG21	2.41	0.56
4:D:312:ARG:NH1	4:D:312:ARG:HB2	2.20	0.56
1:E:154:HIS:N	1:E:154:HIS:CD2	2.73	0.56
1:E:196:GLN:H	1:E:196:GLN:CD	2.13	0.56
2:F:71:GLN:O	2:F:75:GLU:HG2	2.04	0.56
2:F:419:HIS:HB3	2:F:422:VAL:HG21	1.86	0.56
3:G:389:PHE:HD2	3:G:476:VAL:HB	1.70	0.56
3:G:497:CYS:SG	3:G:499:LEU:CD2	2.93	0.56
3:G:522:LYS:H	3:G:525:LEU:CD1	2.18	0.56
3:G:607:VAL:O	3:G:609:VAL:N	2.30	0.56
3:G:1328:ASN:O	3:G:1331:ILE:HB	2.05	0.56
4:H:300:GLN:O	4:H:302:VAL:HG13	2.05	0.56
1:A:270:GLU:O	1:A:273:LYS:HB2	2.05	0.56
2:B:441:LEU:HD21	2:B:447:PHE:CD1	2.40	0.56
3:C:546:THR:HG22	3:C:556:GLU:O	2.05	0.56
3:C:596:TYR:O	3:C:597:ALA:HB3	2.05	0.56

Continued on next page...

Continued from previous page...

Atom-1	Atom-2	Interatomic distance (Å)	Clash overlap (Å)
3:C:689:MET:O	3:C:690:ILE:HD13	2.05	0.56
3:C:908:MET:HB2	3:C:913:ARG:HD3	1.85	0.56
3:C:947:LYS:O	3:C:950:LYS:HB3	2.04	0.56
3:C:1195:PRO:O	3:C:1198:LEU:HB3	2.06	0.56
3:C:1222:ARG:HH11	3:C:1222:ARG:CG	2.18	0.56
4:D:265:LEU:HD22	4:D:298:PRO:HD3	1.86	0.56
4:D:484:GLU:OE1	4:D:497:ARG:NH1	2.39	0.56
4:D:509:TYR:CE1	4:D:514:PRO:HB3	2.40	0.56
1:E:395:PHE:O	1:E:399:LEU:HG	2.05	0.56
3:G:1132:GLN:C	3:G:1133:PHE:HD2	2.13	0.56
3:G:1325:GLN:O	3:G:1328:ASN:HB2	2.04	0.56
1:A:48:THR:CB	1:A:77:LYS:HB2	2.34	0.56
1:A:156:LEU:HD22	1:A:398:PHE:CD2	2.40	0.56
1:A:157:TRP:HB2	1:A:334:ILE:HB	1.86	0.56
2:B:29:TYR:HB3	2:B:103:HIS:CD2	2.40	0.56
2:B:103:HIS:HD2	2:B:104:PHE:CD1	2.24	0.56
2:B:362:TYR:O	2:B:362:TYR:CD2	2.54	0.56
2:B:433:ASN:C	2:B:434:VAL:CG1	2.78	0.56
3:C:365:VAL:HG13	3:C:376:CYS:SG	2.45	0.56
3:C:366:TRP:CH2	3:C:371:GLU:HA	2.40	0.56
3:C:636:GLY:HA2	3:C:752:ILE:HG21	1.87	0.56
3:C:652:ASN:HD22	3:C:670:MET:CG	2.18	0.56
3:C:746:TRP:O	3:C:749:ALA:N	2.38	0.56
3:C:769:THR:HG23	3:C:774:ASN:OD1	2.04	0.56
3:C:946:GLN:NE2	3:C:947:LYS:CG	2.69	0.56
3:C:957:TYR:O	3:C:960:LEU:N	2.33	0.56
3:C:981:ARG:NH1	3:C:981:ARG:HG3	2.20	0.56
3:C:1094:PHE:CD1	3:C:1094:PHE:C	2.83	0.56
3:C:1151:SER:C	3:C:1189:SER:HB3	2.30	0.56
4:D:156:THR:H	4:D:157:PRO:CD	2.15	0.56
1:E:41:GLN:NE2	1:E:41:GLN:N	2.54	0.56
1:E:95:LYS:NZ	3:G:881:ARG:H	2.03	0.56
1:E:113:THR:HG22	1:E:124:SER:O	2.04	0.56
1:E:162:ARG:NH2	1:E:326:LYS:HD3	2.19	0.56
2:F:87:GLU:HA	2:F:93:TYR:CE1	2.41	0.56
2:F:218:ILE:HG22	2:F:219:LEU:N	2.20	0.56
2:F:229:ALA:O	2:F:233:THR:HG23	2.04	0.56
2:F:309:TYR:CD1	2:F:313:LEU:HD21	2.40	0.56
3:G:579:PHE:N	3:G:579:PHE:HD1	2.02	0.56
3:G:594:PHE:CD1	3:G:594:PHE:N	2.72	0.56
3:G:752:ILE:HG22	3:G:752:ILE:O	2.05	0.56

Continued on next page...

Continued from previous page...

Atom-1	Atom-2	Interatomic distance (Å)	Clash overlap (Å)
3:G:1116:LEU:HA	3:G:1119:ILE:HG12	1.85	0.56
3:G:1217:HIS:O	3:G:1218:PRO:C	2.47	0.56
3:G:1224:CYS:HA	3:G:1227:ILE:HD13	1.87	0.56
3:G:1334:ILE:O	3:G:1338:ILE:HG13	2.05	0.56
3:G:1357:THR:HG23	3:G:1359:HIS:H	1.68	0.56
3:G:1370:LEU:O	3:G:1371:CYS:C	2.48	0.56
3:G:1416:LYS:HG3	3:G:1417:LEU:HD12	1.87	0.56
4:H:464:ILE:O	4:H:467:VAL:HB	2.05	0.56
4:H:476:LEU:HD13	4:H:509:TYR:CD2	2.39	0.56
2:B:438:GLY:O	2:B:439:PHE:HB3	2.04	0.56
3:C:549:ASN:ND2	3:C:552:ASN:O	2.38	0.56
4:D:196:LEU:HD12	4:D:197:GLY:H	1.70	0.56
4:D:202:LEU:HD23	4:D:202:LEU:C	2.30	0.56
2:F:22:TYR:HB2	2:F:84:SER:OG	2.05	0.56
2:F:159:LYS:HE3	2:F:178:LEU:CD2	2.36	0.56
2:F:390:ASP:C	2:F:390:ASP:OD1	2.49	0.56
3:G:570:LEU:HD13	3:G:766:LEU:CD2	2.33	0.56
3:G:621:PHE:O	3:G:624:ALA:HB3	2.06	0.56
3:G:1340:LYS:O	3:G:1341:TYR:C	2.49	0.56
3:G:1445:GLY:O	3:G:1446:TYR:C	2.47	0.56
4:H:407:ARG:O	4:H:409:ILE:N	2.39	0.56
2:B:170:SER:CB	2:B:171:PRO:HD2	2.34	0.56
3:C:382:ASN:ND2	3:C:521:LEU:HD22	2.20	0.56
3:G:596:TYR:O	3:G:597:ALA:HB3	2.05	0.56
3:G:650:ARG:NH1	3:G:650:ARG:CA	2.60	0.56
3:G:708:LEU:O	3:G:712:VAL:HG23	2.06	0.56
3:G:903:ASP:CG	3:G:905:SER:HB3	2.30	0.56
3:G:946:GLN:NE2	3:G:947:LYS:CG	2.69	0.56
3:G:982:GLU:HA	3:G:985:MET:CE	2.35	0.56
3:G:1095:VAL:O	3:G:1096:ILE:C	2.48	0.56
3:G:1155:VAL:O	3:G:1159:LEU:HD12	2.05	0.56
3:G:1177:TYR:CD1	3:G:1177:TYR:C	2.84	0.56
3:G:1334:ILE:CG2	3:G:1440:PHE:CE1	2.88	0.56
2:B:240:VAL:C	2:B:242:SER:N	2.61	0.56
3:C:1131:SER:O	3:C:1133:PHE:N	2.37	0.56
4:D:357:TYR:CD1	4:D:357:TYR:N	2.74	0.56
4:D:382:LEU:HD11	4:D:389:VAL:CG2	2.34	0.56
4:D:596:VAL:HG12	4:D:597:ARG:O	2.05	0.56
1:E:171:ASP:HB2	1:E:174:VAL:CG2	2.35	0.56
1:E:248:PRO:HD2	1:E:292:LEU:HD11	1.87	0.56
3:G:375:SER:OG	3:G:630:ASP:OD2	2.18	0.56

Continued on next page...

Continued from previous page...

Atom-1	Atom-2	Interatomic distance (Å)	Clash overlap (Å)
3:G:491:ARG:O	3:G:492:LYS:HD2	2.05	0.56
3:G:767:GLN:O	3:G:771:ILE:HG13	2.05	0.56
3:G:1147:PRO:C	3:G:1149:LYS:N	2.63	0.56
4:H:446:SER:O	4:H:450:LYS:CG	2.51	0.56
2:B:313:LEU:O	2:B:316:ILE:HG12	2.06	0.56
3:C:564:VAL:CG1	3:C:565:HIS:N	2.67	0.56
3:C:762:LEU:HD23	3:C:762:LEU:H	1.70	0.56
3:C:953:ALA:O	3:C:956:MET:CB	2.53	0.56
4:D:511:LEU:HD12	4:D:511:LEU:C	2.30	0.56
2:F:94:GLU:HG3	2:F:95:PRO:HD3	1.87	0.56
2:F:158:GLU:CG	2:F:162:ARG:HH21	2.17	0.56
2:F:328:LYS:O	2:F:332:ILE:HG13	2.05	0.56
3:G:437:LYS:HG3	3:G:802:ILE:HD11	1.88	0.56
3:G:861:PHE:CD1	3:G:864:LEU:HD22	2.39	0.56
4:H:349:TYR:OH	4:H:377:LEU:HB3	2.06	0.56
1:A:234:LEU:HD22	1:A:240:TRP:HA	1.88	0.56
2:B:394:LEU:O	2:B:398:LEU:HG	2.06	0.56
3:C:864:LEU:C	3:C:866:PRO:CD	2.78	0.56
3:C:978:TYR:C	3:C:980:GLY:N	2.62	0.56
4:D:363:LEU:O	4:D:364:ILE:C	2.49	0.56
1:E:241:ASP:HA	1:E:244:LEU:CD1	2.34	0.56
3:G:599:LYS:O	3:G:603:GLU:CD	2.49	0.56
3:G:635:VAL:HG22	3:G:635:VAL:O	2.05	0.56
3:G:788:ASN:HB3	3:G:956:MET:HE1	1.88	0.56
3:G:843:LEU:HB3	3:G:981:ARG:HG2	1.87	0.56
4:H:363:LEU:HG	4:H:367:ILE:HD11	1.88	0.56
1:A:290:PRO:O	1:A:291:TRP:HB2	2.04	0.56
2:B:265:GLN:CG	2:B:266:GLY:N	2.69	0.56
2:B:425:GLN:O	2:B:429:GLU:HG3	2.06	0.56
3:C:728:ILE:HG22	3:C:729:GLN:N	2.20	0.56
3:C:1230:ILE:HG22	3:C:1235:ILE:HD11	1.88	0.56
3:C:1388:LEU:O	3:C:1391:GLN:N	2.36	0.56
4:D:346:CYS:CA	4:D:378:PHE:HB2	2.36	0.56
4:D:431:HIS:NE2	4:D:438:PRO:HD2	2.21	0.56
3:G:387:LEU:CD1	3:G:457:TYR:HE1	2.19	0.56
3:G:633:ILE:HG12	3:G:689:MET:HB2	1.88	0.56
3:G:790:PHE:O	3:G:793:LEU:HB2	2.05	0.56
3:G:955:SER:O	3:G:956:MET:C	2.48	0.56
3:G:1095:VAL:C	3:G:1097:GLY:N	2.64	0.56
4:H:288:LEU:O	4:H:289:SER:C	2.48	0.56
2:B:292:HIS:CE1	2:B:296:ARG:HE	2.24	0.56

Continued on next page...

Continued from previous page...

Atom-1	Atom-2	Interatomic distance (Å)	Clash overlap (Å)
2:B:392:GLU:O	2:B:395:LYS:HB3	2.06	0.56
3:C:636:GLY:CA	3:C:752:ILE:HD13	2.35	0.56
3:C:998:VAL:O	3:C:998:VAL:HG12	2.05	0.56
3:C:1290:ASN:ND2	3:C:1311:SER:OG	2.39	0.56
3:C:1379:LEU:O	3:C:1380:GLN:NE2	2.38	0.56
3:C:1445:GLY:O	3:C:1446:TYR:C	2.49	0.56
4:D:157:PRO:HB3	4:D:354:SER:CB	2.35	0.56
4:D:213:LEU:HB2	4:D:214:PRO:HD3	1.87	0.56
4:D:227:LEU:CD1	4:D:227:LEU:C	2.76	0.56
1:E:48:THR:CB	1:E:77:LYS:HB2	2.36	0.56
1:E:82:ALA:CB	1:E:104:LYS:HB2	2.36	0.56
1:E:110:ILE:HG13	1:E:165:VAL:O	2.06	0.56
1:E:194:GLY:HA2	1:E:201:LYS:HD3	1.88	0.56
2:F:184:TYR:HD1	2:F:209:VAL:O	1.89	0.56
2:F:307:MET:HA	2:F:307:MET:HE2	1.86	0.56
3:G:725:MET:HA	3:G:728:ILE:CD1	2.33	0.56
3:G:1149:LYS:CD	3:G:1150:LYS:H	2.19	0.56
3:G:1272:LYS:C	3:G:1273:TYR:HD1	2.14	0.56
3:G:1376:LYS:HE2	3:G:1376:LYS:HA	1.87	0.56
3:G:1437:ALA:O	3:G:1438:GLU:C	2.49	0.56
4:H:435:TYR:HD1	4:H:436:PRO:N	2.03	0.56
1:A:169:VAL:CG1	1:A:174:VAL:HG11	2.36	0.55
1:A:208:ILE:HG23	1:A:212:ILE:HB	1.88	0.55
3:C:362:PHE:N	3:C:362:PHE:CD1	2.73	0.55
3:C:1019:PHE:O	3:C:1022:GLY:N	2.39	0.55
3:G:522:LYS:O	3:G:525:LEU:CG	2.52	0.55
3:G:636:GLY:CA	3:G:639:ILE:HD11	2.30	0.55
3:G:695:ILE:CD1	3:G:781:MET:O	2.50	0.55
3:G:720:ARG:O	3:G:720:ARG:HD3	2.06	0.55
3:G:935:ASN:HD22	3:G:937:ASP:H	1.49	0.55
3:G:1246:PHE:O	3:G:1249:HIS:HB2	2.07	0.55
4:H:253:LEU:N	4:H:253:LEU:HD22	2.21	0.55
1:A:128:CYS:HB2	1:A:129:PRO:CD	2.37	0.55
1:A:177:LEU:HB2	1:A:182:ARG:HE	1.69	0.55
1:A:209:HIS:CD2	1:A:210:PRO:HD2	2.41	0.55
1:A:214:LYS:O	1:A:217:ASN:HB2	2.06	0.55
2:B:37:ILE:CG2	2:B:41:GLU:HB3	2.36	0.55
2:B:74:LEU:HD23	2:B:130:PHE:CD1	2.42	0.55
3:C:602:ILE:HG22	3:C:603:GLU:N	2.21	0.55
3:C:978:TYR:O	3:C:980:GLY:N	2.39	0.55
3:C:985:MET:O	3:C:986:HIS:C	2.48	0.55

Continued on next page...

Continued from previous page...

Atom-1	Atom-2	Interatomic distance (Å)	Clash overlap (Å)
4:D:344:VAL:HG21	4:D:574:LEU:HD11	1.88	0.55
1:E:330:ILE:HG12	1:E:348:PRO:O	2.06	0.55
2:F:125:MET:HE3	2:F:129:ARG:NH2	2.20	0.55
2:F:295:LEU:HG	2:F:330:GLU:HG2	1.88	0.55
3:G:803:VAL:CB	3:G:804:PRO:CD	2.79	0.55
3:G:1451:LEU:HD23	3:G:1454:LEU:HD23	1.87	0.55
4:H:156:THR:H	4:H:157:PRO:CD	2.15	0.55
4:H:182:TRP:CD2	4:H:573:ARG:HD2	2.41	0.55
4:H:328:TYR:O	4:H:330:PRO:HD3	2.05	0.55
4:H:435:TYR:CD1	4:H:436:PRO:CA	2.90	0.55
2:B:22:TYR:N	2:B:25:CYS:HB3	2.20	0.55
3:C:762:LEU:N	3:C:763:PRO:CD	2.70	0.55
3:C:874:ILE:HD13	3:C:976:VAL:HG23	1.88	0.55
3:C:1115:ARG:O	3:C:1116:LEU:C	2.50	0.55
4:D:567:VAL:CG1	4:D:568:GLY:N	2.67	0.55
1:E:49:LEU:HD13	1:E:50:LYS:NZ	2.22	0.55
1:E:69:GLU:O	1:E:73:MET:CG	2.49	0.55
1:E:106:LEU:CD2	1:E:185:ILE:HD13	2.36	0.55
2:F:38:SER:C	2:F:40:ILE:H	2.12	0.55
2:F:77:GLU:C	2:F:79:ARG:N	2.61	0.55
2:F:401:TYR:HD2	2:F:427:TYR:HE2	1.54	0.55
3:G:764:LEU:O	3:G:768:ILE:HG13	2.06	0.55
3:G:978:TYR:O	3:G:980:GLY:N	2.39	0.55
4:H:357:TYR:O	4:H:360:LEU:CB	2.53	0.55
2:B:32:PRO:HA	2:B:104:PHE:HE2	1.68	0.55
3:C:381:LYS:HD3	3:C:519:MET:HE2	1.87	0.55
3:C:682:ARG:HD3	3:C:683:ASN:ND2	2.20	0.55
3:C:944:ILE:CA	3:C:947:LYS:HZ1	2.18	0.55
3:C:1433:LEU:O	3:C:1436:THR:HB	2.06	0.55
4:D:236:LYS:HD2	4:D:236:LYS:O	2.06	0.55
1:E:144:ARG:HH21	1:E:144:ARG:HG2	1.71	0.55
1:E:199:LYS:HZ1	1:E:242:LYS:HG3	1.71	0.55
1:E:255:LEU:HD21	1:E:272:LEU:HA	1.88	0.55
2:F:290:GLN:OE1	2:F:397:LYS:NZ	2.35	0.55
2:F:433:ASN:O	2:F:434:VAL:CG1	2.54	0.55
3:G:499:LEU:HD22	3:G:528:VAL:HG22	1.87	0.55
3:G:1251:TYR:CD1	3:G:1253:LYS:HB3	2.41	0.55
1:A:140:ARG:O	1:A:144:ARG:CB	2.46	0.55
1:A:162:ARG:NH2	1:A:326:LYS:HG2	2.21	0.55
1:A:192:VAL:HG22	1:A:302:PHE:HD1	1.70	0.55
2:B:23:PRO:HD2	2:B:25:CYS:CB	2.36	0.55

Continued on next page...

Continued from previous page...

Atom-1	Atom-2	Interatomic distance (Å)	Clash overlap (Å)
2:B:426:LYS:HA	2:B:429:GLU:OE1	2.05	0.55
3:C:416:GLU:OE1	3:C:471:GLU:N	2.39	0.55
3:C:1147:PRO:C	3:C:1149:LYS:N	2.62	0.55
1:E:156:LEU:HB2	1:E:398:PHE:CZ	2.42	0.55
3:G:529:ILE:HG23	3:G:529:ILE:O	2.05	0.55
3:G:538:VAL:HB	3:G:632:ASP:OD1	2.06	0.55
3:G:1329:LYS:HE3	3:G:1333:ASP:OD2	2.06	0.55
4:H:355:ILE:O	4:H:357:TYR:CD1	2.60	0.55
1:A:139:ILE:HG21	1:A:339:VAL:HG13	1.88	0.55
1:A:273:LYS:O	1:A:277:SER:OG	2.23	0.55
2:B:298:ASN:HD22	2:B:298:ASN:N	2.04	0.55
2:B:359:ARG:C	2:B:360:THR:CG2	2.80	0.55
2:B:445:ASN:O	2:B:448:PHE:N	2.40	0.55
3:C:973:ALA:O	3:C:974:ALA:C	2.50	0.55
3:C:1348:CYS:SG	3:C:1353:CYS:CB	2.78	0.55
3:C:1389:TYR:CD2	3:C:1389:TYR:O	2.60	0.55
4:D:479:HIS:CD2	4:D:515:GLN:NE2	2.74	0.55
1:E:65:ASP:OD2	1:E:65:ASP:N	2.39	0.55
1:E:267:GLN:HG2	1:E:271:HIS:NE2	2.22	0.55
2:F:262:TYR:CD1	2:F:262:TYR:C	2.84	0.55
2:F:369:LYS:HG2	2:F:370:ILE:N	2.21	0.55
3:G:698:LYS:HG2	3:G:706:TYR:CD1	2.42	0.55
3:G:763:PRO:O	3:G:764:LEU:C	2.49	0.55
3:G:854:LYS:HD3	3:G:854:LYS:N	2.22	0.55
3:G:864:LEU:HD12	3:G:868:ILE:HG13	1.87	0.55
3:G:867:SER:HA	3:G:870:GLN:HE21	1.72	0.55
3:G:1186:LEU:HD21	3:G:1190:GLN:OE1	2.06	0.55
3:G:1399:PHE:CD2	3:G:1433:LEU:HB3	2.42	0.55
4:H:571:PHE:CZ	4:H:598:ILE:HD13	2.42	0.55
1:A:105:GLU:OE1	1:A:175:ARG:HG2	2.06	0.55
1:A:139:ILE:HG21	1:A:339:VAL:CG1	2.37	0.55
1:A:147:LYS:HB2	1:A:155:ARG:CZ	2.37	0.55
1:A:270:GLU:O	1:A:274:LYS:HG3	2.06	0.55
3:C:953:ALA:O	3:C:956:MET:HB2	2.07	0.55
3:C:1221:ALA:C	3:C:1223:ILE:N	2.63	0.55
3:C:1222:ARG:HG3	3:C:1223:ILE:HG13	1.89	0.55
3:C:1330:LEU:O	3:C:1331:ILE:C	2.50	0.55
3:C:1345:TRP:CE3	3:C:1358:ARG:HG3	2.42	0.55
1:E:107:VAL:HA	1:E:167:CYS:O	2.07	0.55
2:F:171:PRO:C	2:F:173:LEU:N	2.65	0.55
2:F:265:GLN:HG2	2:F:266:GLY:N	2.18	0.55

Continued on next page...

Continued from previous page...

Atom-1	Atom-2	Interatomic distance (Å)	Clash overlap (Å)
3:G:362:PHE:CD2	3:G:687:GLY:HA3	2.40	0.55
3:G:391:PRO:HG3	3:G:410:MET:HE1	1.87	0.55
3:G:792:LEU:HD12	3:G:967:PHE:HD1	1.71	0.55
3:G:848:LYS:HZ3	3:G:997:GLU:CG	2.07	0.55
3:G:984:LEU:HD12	3:G:984:LEU:C	2.32	0.55
2:B:367:CYS:O	2:B:368:LEU:C	2.49	0.55
3:C:344:TYR:N	3:C:498:TRP:CE3	2.74	0.55
3:C:1154:HIS:CE1	3:C:1155:VAL:CG2	2.86	0.55
3:C:1215:GLN:C	3:C:1218:PRO:HD2	2.32	0.55
3:C:1273:TYR:CD2	3:C:1394:PHE:HD1	2.25	0.55
4:D:158:SER:OG	4:D:356:THR:HG21	2.06	0.55
4:D:376:ILE:HG12	4:D:421:VAL:CG1	2.37	0.55
2:F:77:GLU:OE1	2:F:77:GLU:HA	2.07	0.55
2:F:121:ILE:HG12	2:F:226:LEU:CD2	2.35	0.55
3:G:701:ILE:CG1	3:G:703:CYS:SG	2.95	0.55
3:G:953:ALA:O	3:G:956:MET:CB	2.47	0.55
3:G:1207:ASP:C	3:G:1207:ASP:OD2	2.49	0.55
3:G:1272:LYS:HD3	3:G:1273:TYR:HE1	1.71	0.55
4:H:222:CYS:O	4:H:223:LYS:C	2.49	0.55
4:H:256:GLN:N	4:H:272:LEU:HD11	2.22	0.55
1:A:157:TRP:HA	1:A:166:HIS:O	2.07	0.55
2:B:55:SER:O	2:B:59:LEU:HG	2.07	0.55
2:B:421:GLN:CG	6:B:601:SF4:S4	2.95	0.55
3:C:595:PRO:CG	3:C:732:TYR:O	2.50	0.55
3:C:857:LEU:HD21	3:C:859:LEU:HD21	1.88	0.55
3:C:857:LEU:HD23	3:C:857:LEU:O	2.07	0.55
4:D:510:PRO:O	4:D:511:LEU:C	2.50	0.55
1:E:134:LEU:HD21	1:E:226:TYR:HE2	1.72	0.55
3:G:365:VAL:HG13	3:G:376:CYS:SG	2.47	0.55
3:G:700:LEU:C	3:G:701:ILE:HG22	2.32	0.55
3:G:774:ASN:CG	3:G:775:ILE:H	2.15	0.55
3:G:1371:CYS:CA	3:G:1379:LEU:HD21	2.35	0.55
4:H:185:ARG:HB2	4:H:188:ALA:HB3	1.88	0.55
4:H:213:LEU:HB2	4:H:214:PRO:HD3	1.87	0.55
4:H:371:ARG:NH1	4:H:416:SER:O	2.40	0.55
1:A:344:PRO:HD2	1:A:345:PHE:CE1	2.42	0.55
2:B:215:VAL:O	2:B:218:ILE:HB	2.07	0.55
3:C:977:THR:CB	3:C:981:ARG:HH12	2.16	0.55
3:C:1113:GLN:HG3	3:C:1238:TRP:CE2	2.41	0.55
3:C:1131:SER:HA	3:C:1134:GLU:HG3	1.88	0.55
3:C:1219:VAL:HA	3:C:1222:ARG:HD3	1.89	0.55

Continued on next page...

Continued from previous page...

Atom-1	Atom-2	Interatomic distance (Å)	Clash overlap (Å)
3:C:1369:PRO:O	3:C:1369:PRO:HG2	2.06	0.55
4:D:561:ARG:HB2	4:D:563:THR:O	2.06	0.55
2:F:137:LYS:HE2	2:F:181:GLU:HB3	1.88	0.55
2:F:371:ILE:HG22	2:F:372:LEU:CD2	2.37	0.55
2:F:393:LEU:HG	2:F:397:LYS:HE3	1.88	0.55
3:G:651:ILE:HG23	3:G:652:ASN:N	2.21	0.55
3:G:796:PHE:CZ	3:G:910:ILE:HG21	2.42	0.55
4:H:363:LEU:O	4:H:364:ILE:C	2.50	0.55
4:H:540:ILE:N	4:H:540:ILE:CD1	2.66	0.55
2:B:298:ASN:N	2:B:298:ASN:ND2	2.55	0.54
3:C:579:PHE:HD1	3:C:579:PHE:H	1.55	0.54
3:C:866:PRO:HG3	3:C:954:ASN:HA	1.89	0.54
3:C:1034:LYS:HB2	3:C:1035:LEU:HD23	1.89	0.54
4:D:443:SER:O	4:D:445:LEU:N	2.40	0.54
1:E:219:ILE:O	1:E:223:PHE:HB2	2.07	0.54
2:F:385:PRO:HG2	2:F:386:PHE:N	2.19	0.54
3:G:598:PHE:CZ	3:G:738:LEU:HD23	2.42	0.54
3:G:1222:ARG:HG2	3:G:1223:ILE:CD1	2.33	0.54
3:G:1299:SER:HA	3:G:1303:MET:CE	2.36	0.54
4:H:171:VAL:O	4:H:172:THR:OG1	2.21	0.54
4:H:176:LEU:HD11	4:H:591:ILE:HG22	1.89	0.54
4:H:435:TYR:CD1	4:H:436:PRO:N	2.75	0.54
4:H:574:LEU:HG	4:H:593:VAL:CG2	2.37	0.54
1:A:146:LEU:CB	1:A:155:ARG:HD3	2.36	0.54
2:B:103:HIS:CD2	2:B:104:PHE:CD1	2.95	0.54
2:B:164:GLN:HE22	2:B:176:LEU:HD11	1.72	0.54
3:C:619:LEU:HD12	3:C:651:ILE:HA	1.88	0.54
3:C:925:VAL:HG21	3:C:945:ARG:HD3	1.88	0.54
1:E:106:LEU:HD13	1:E:182:ARG:HD3	1.89	0.54
2:F:78:LEU:HD12	2:F:130:PHE:HE2	1.72	0.54
3:G:588:LYS:HD3	3:G:594:PHE:HE1	1.70	0.54
3:G:855:PHE:CE2	3:G:1045:LYS:HG3	2.42	0.54
3:G:1400:ASP:OD1	3:G:1403:CYS:HB2	2.07	0.54
4:H:430:HIS:NE2	4:H:440:PHE:CE1	2.75	0.54
1:A:251:ILE:HD12	1:A:275:VAL:CG1	2.37	0.54
2:B:49:ARG:NH1	2:B:103:HIS:HB2	2.22	0.54
3:C:585:VAL:HG11	3:C:621:PHE:HD2	1.71	0.54
3:C:1000:TYR:CG	3:C:1001:GLY:N	2.75	0.54
4:D:156:THR:HG22	4:D:159:GLN:HB2	1.89	0.54
4:D:495:PHE:HA	4:D:498:ILE:CG1	2.36	0.54
4:D:593:VAL:CG1	4:D:594:GLN:N	2.71	0.54

Continued on next page...

Continued from previous page...

Atom-1	Atom-2	Interatomic distance (Å)	Clash overlap (Å)
1:E:21:PHE:HE2	1:E:321:PHE:O	1.91	0.54
1:E:38:ASN:HB3	1:E:41:GLN:HB2	1.89	0.54
3:G:378:VAL:HA	3:G:518:ALA:O	2.08	0.54
3:G:413:VAL:HA	3:G:472:THR:CB	2.38	0.54
3:G:630:ASP:C	3:G:688:ARG:HH22	2.15	0.54
3:G:855:PHE:HE2	3:G:1045:LYS:CG	2.20	0.54
3:G:1055:TYR:CD1	3:G:1055:TYR:C	2.85	0.54
3:G:1328:ASN:O	3:G:1331:ILE:N	2.41	0.54
4:H:182:TRP:HB3	4:H:341:MET:HE3	1.90	0.54
4:H:593:VAL:CG1	4:H:594:GLN:N	2.71	0.54
1:A:142:ILE:O	1:A:146:LEU:HG	2.07	0.54
2:B:23:PRO:O	2:B:25:CYS:N	2.38	0.54
2:B:50:VAL:HG23	2:B:106:LEU:CD1	2.37	0.54
2:B:78:LEU:HD12	2:B:130:PHE:HE2	1.72	0.54
2:B:431:ILE:HG23	2:B:432:HIS:ND1	2.22	0.54
3:C:545:LYS:CE	3:C:723:ILE:HD13	2.38	0.54
3:C:553:HIS:ND1	3:C:554:GLN:N	2.56	0.54
3:C:759:LEU:O	3:C:760:ASN:C	2.51	0.54
3:C:869:ILE:HA	3:C:874:ILE:HD12	1.90	0.54
3:C:934:LEU:HD12	3:C:935:ASN:H	1.72	0.54
3:C:1095:VAL:C	3:C:1097:GLY:N	2.63	0.54
4:D:243:LEU:CD2	4:D:253:LEU:HD13	2.36	0.54
1:E:95:LYS:NZ	3:G:881:ARG:O	2.41	0.54
2:F:358:LYS:HD3	3:G:1274:ARG:NH2	2.09	0.54
3:G:495:GLY:O	3:G:496:PRO:C	2.50	0.54
3:G:599:LYS:O	3:G:603:GLU:CG	2.54	0.54
3:G:746:TRP:O	3:G:749:ALA:N	2.40	0.54
3:G:774:ASN:ND2	3:G:775:ILE:H	2.04	0.54
3:G:774:ASN:O	3:G:775:ILE:HG13	2.08	0.54
4:H:431:HIS:O	4:H:433:PRO:HD3	2.07	0.54
1:A:35:VAL:O	1:A:36:ILE:HD13	2.07	0.54
2:B:101:ILE:O	2:B:102:SER:C	2.50	0.54
2:B:121:ILE:HD11	2:B:227:SER:N	2.23	0.54
4:D:414:ARG:HH11	4:D:414:ARG:HG3	1.72	0.54
1:E:174:VAL:O	1:E:177:LEU:HG	2.06	0.54
1:E:247:VAL:CG1	1:E:248:PRO:HD2	2.38	0.54
2:F:30:LEU:HG	2:F:31:GLN:HG3	1.90	0.54
3:G:411:LYS:H	3:G:411:LYS:CD	1.96	0.54
3:G:578:PRO:HB2	3:G:753:LEU:HD23	1.89	0.54
3:G:851:PHE:CD1	3:G:1048:LEU:HD12	2.43	0.54
3:G:1010:THR:O	3:G:1011:ASN:CB	2.55	0.54

Continued on next page...

Continued from previous page...

Atom-1	Atom-2	Interatomic distance (Å)	Clash overlap (Å)
3:G:1253:LYS:O	3:G:1255:GLU:N	2.41	0.54
4:H:251:VAL:O	4:H:305:GLU:HA	2.06	0.54
1:A:45:PHE:O	1:A:58:GLN:HG2	2.07	0.54
1:A:210:PRO:HG2	2:B:201:TYR:CD2	2.42	0.54
1:A:386:THR:HG22	1:A:387:SER:N	2.22	0.54
3:C:365:VAL:CG2	3:C:376:CYS:HB2	2.33	0.54
3:C:409:SER:O	3:C:412:ASP:HB2	2.08	0.54
3:C:563:LEU:HD21	3:C:746:TRP:CD1	2.40	0.54
3:C:610:GLU:OE1	3:C:611:VAL:N	2.40	0.54
3:C:705:SER:C	3:C:706:TYR:CD2	2.86	0.54
3:C:985:MET:O	3:C:988:LYS:N	2.41	0.54
3:C:1224:CYS:O	3:C:1225:GLU:C	2.51	0.54
3:C:1253:LYS:O	3:C:1255:GLU:N	2.41	0.54
1:E:112:MET:CB	1:E:163:ARG:HB2	2.37	0.54
1:E:213:ARG:HA	1:E:216:ILE:HD12	1.88	0.54
2:F:49:ARG:HH11	2:F:103:HIS:HB2	1.69	0.54
2:F:428:PHE:HZ	2:F:450:GLU:HB3	1.70	0.54
3:G:587:SER:OG	3:G:588:LYS:N	2.36	0.54
3:G:598:PHE:CE1	3:G:739:LEU:HD22	2.43	0.54
3:G:658:HIS:O	3:G:659:TRP:C	2.51	0.54
3:G:911:LEU:HD11	3:G:915:ILE:HD11	1.90	0.54
3:G:1007:MET:C	3:G:1008:ILE:HG13	2.33	0.54
3:G:1135:ILE:HB	3:G:1177:TYR:CE1	2.43	0.54
3:G:1242:ASP:N	3:G:1243:PRO:HD2	2.19	0.54
3:G:1392:LEU:HB3	3:G:1441:LEU:HD21	1.90	0.54
2:B:57:GLU:O	2:B:61:VAL:HG23	2.07	0.54
2:B:355:LYS:HG2	3:C:1247:ARG:NH2	2.23	0.54
3:C:790:PHE:O	3:C:793:LEU:N	2.40	0.54
3:C:920:GLU:HA	3:C:923:LYS:CE	2.38	0.54
3:C:1014:ASN:ND2	3:C:1016:GLU:HB2	2.23	0.54
4:D:561:ARG:CG	4:D:564:LYS:HE2	2.37	0.54
1:E:182:ARG:O	1:E:186:VAL:HG23	2.08	0.54
2:F:237:LEU:O	2:F:240:VAL:HG12	2.07	0.54
2:F:443:HIS:HE1	2:F:445:ASN:H	1.55	0.54
3:G:543:SER:CB	3:G:749:ALA:HB2	2.35	0.54
3:G:636:GLY:HA2	3:G:752:ILE:HG21	1.89	0.54
3:G:848:LYS:O	3:G:849:VAL:C	2.51	0.54
3:G:1342:TYR:HB3	4:H:519:ALA:CB	2.36	0.54
3:G:1416:LYS:O	3:G:1420:GLN:HB2	2.08	0.54
4:H:227:LEU:O	4:H:231:LEU:HG	2.07	0.54
1:A:46:SER:C	1:A:47:PHE:CD1	2.86	0.54

Continued on next page...

Continued from previous page...

Atom-1	Atom-2	Interatomic distance (Å)	Clash overlap (Å)
2:B:264:THR:OG1	2:B:265:GLN:N	2.38	0.54
2:B:280:SER:N	2:B:284:PHE:HE1	2.06	0.54
2:B:355:LYS:NZ	3:C:1247:ARG:NH2	2.56	0.54
3:C:661:LYS:C	3:C:663:GLY:N	2.60	0.54
3:C:848:LYS:O	3:C:849:VAL:C	2.48	0.54
3:C:990:MET:O	3:C:993:LYS:HB3	2.08	0.54
3:C:1300:GLY:H	3:C:1303:MET:HE2	1.73	0.54
3:C:1328:ASN:ND2	4:D:398:PHE:CZ	2.75	0.54
4:D:306:GLY:CA	4:D:317:THR:HG23	2.25	0.54
4:D:445:LEU:HB3	4:D:450:LYS:NZ	2.23	0.54
4:D:540:ILE:O	4:D:541:PRO:O	2.26	0.54
1:E:159:TYR:HD2	1:E:330:ILE:O	1.90	0.54
2:F:308:GLN:HE22	2:F:383:GLY:H	1.56	0.54
3:G:743:GLU:HG2	3:G:744:HIS:N	2.23	0.54
3:G:921:ARG:HH22	3:G:945:ARG:NE	2.05	0.54
3:G:1131:SER:C	3:G:1133:PHE:N	2.65	0.54
3:G:1221:ALA:O	3:G:1224:CYS:N	2.37	0.54
1:A:108:PHE:HZ	1:A:185:ILE:CG2	2.21	0.54
1:A:136:THR:HA	1:A:139:ILE:HD12	1.88	0.54
1:A:157:TRP:HB3	1:A:334:ILE:CD1	2.37	0.54
1:A:202:VAL:CG1	1:A:298:LEU:HD12	2.38	0.54
2:B:135:LEU:O	2:B:140:ILE:HD11	2.08	0.54
2:B:449:CYS:O	2:B:452:GLN:N	2.35	0.54
3:C:790:PHE:HA	3:C:793:LEU:HD12	1.90	0.54
3:C:903:ASP:OD1	3:C:905:SER:N	2.38	0.54
3:C:1201:GLN:NE2	3:C:1203:ASN:OD1	2.38	0.54
3:C:1224:CYS:HA	3:C:1227:ILE:HD12	1.89	0.54
4:D:198:CYS:HB3	4:D:199:PRO:HD2	1.90	0.54
4:D:497:ARG:O	4:D:498:ILE:C	2.50	0.54
4:D:511:LEU:HD12	4:D:512:TYR:N	2.23	0.54
2:F:97:ARG:O	2:F:98:ARG:C	2.50	0.54
3:G:557:ILE:HG13	3:G:650:ARG:HG3	1.89	0.54
3:G:793:LEU:O	3:G:797:TYR:CD1	2.57	0.54
3:G:1431:ARG:O	3:G:1435:ASN:ND2	2.41	0.54
2:B:164:GLN:HE22	2:B:176:LEU:HD12	1.71	0.54
3:C:364:LYS:HZ1	3:C:538:VAL:H	1.56	0.54
3:C:750:LYS:O	3:C:753:LEU:N	2.39	0.54
3:C:764:LEU:O	3:C:768:ILE:HG13	2.08	0.54
3:C:1019:PHE:O	3:C:1021:LEU:N	2.40	0.54
3:C:1095:VAL:HG13	3:C:1112:ILE:HG23	1.89	0.54
3:C:1332:MET:HA	3:C:1335:ARG:HG3	1.89	0.54

Continued on next page...

Continued from previous page...

Atom-1	Atom-2	Interatomic distance (Å)	Clash overlap (Å)
4:D:424:PRO:HG2	4:D:458:GLU:CB	2.38	0.54
4:D:571:PHE:HD2	4:D:571:PHE:H	1.56	0.54
1:E:47:PHE:CE1	1:E:78:ILE:HG23	2.43	0.54
1:E:51:ASP:O	1:E:52:ASP:CB	2.56	0.54
1:E:95:LYS:HZ3	3:G:881:ARG:H	1.54	0.54
1:E:213:ARG:O	1:E:217:ASN:ND2	2.41	0.54
2:F:311:LEU:O	2:F:312:PHE:C	2.51	0.54
2:F:320:LEU:HA	2:F:353:PHE:CD1	2.43	0.54
2:F:324:LEU:O	2:F:328:LYS:HB2	2.08	0.54
3:G:344:TYR:CE2	3:G:497:CYS:HA	2.42	0.54
3:G:788:ASN:HD22	3:G:956:MET:CE	2.21	0.54
3:G:925:VAL:CG2	3:G:945:ARG:HD3	2.37	0.54
3:G:978:TYR:HA	3:G:981:ARG:NH2	2.23	0.54
3:G:982:GLU:HG2	3:G:983:ILE:N	2.22	0.54
3:G:1018:VAL:O	3:G:1021:LEU:HB3	2.08	0.54
3:G:1186:LEU:CD2	3:G:1190:GLN:OE1	2.56	0.54
3:G:1431:ARG:O	3:G:1435:ASN:CG	2.51	0.54
4:H:198:CYS:O	4:H:199:PRO:C	2.50	0.54
4:H:257:ILE:HG22	4:H:258:GLY:N	2.20	0.54
1:A:82:ALA:HB1	1:A:103:GLU:O	2.07	0.53
1:A:259:PHE:CE2	1:A:271:HIS:HB3	2.41	0.53
2:B:114:GLU:HG3	2:B:114:GLU:O	2.07	0.53
3:C:388:TYR:O	3:C:476:VAL:HA	2.07	0.53
3:C:495:GLY:O	3:C:496:PRO:C	2.50	0.53
3:C:560:MET:HE1	3:C:647:LEU:HD11	1.90	0.53
3:C:578:PRO:HB2	3:C:753:LEU:CD2	2.38	0.53
3:C:607:VAL:HG23	3:C:607:VAL:O	2.07	0.53
3:C:658:HIS:O	3:C:659:TRP:C	2.51	0.53
3:C:944:ILE:HG12	3:C:947:LYS:HZ1	1.73	0.53
4:D:257:ILE:HG12	4:D:302:VAL:HG11	1.90	0.53
2:F:47:ILE:HD11	3:G:1266:GLN:HB3	1.88	0.53
2:F:215:VAL:O	2:F:219:LEU:HG	2.08	0.53
2:F:287:CYS:CB	2:F:288:MET:HE2	2.38	0.53
2:F:341:PHE:CE1	2:F:345:TYR:HB2	2.43	0.53
2:F:445:ASN:O	2:F:448:PHE:N	2.41	0.53
4:H:170:VAL:HG13	4:H:594:GLN:HG3	1.90	0.53
4:H:443:SER:O	4:H:445:LEU:N	2.41	0.53
1:A:207:LYS:HZ2	2:B:172:SER:HA	1.69	0.53
1:A:228:LEU:HB3	1:A:266:LEU:HD23	1.89	0.53
2:B:293:LYS:HE2	2:B:297:GLU:HG3	1.90	0.53
3:C:378:VAL:HA	3:C:518:ALA:O	2.08	0.53

Continued on next page...

Continued from previous page...

Atom-1	Atom-2	Interatomic distance (Å)	Clash overlap (Å)
3:C:413:VAL:HA	3:C:472:THR:CB	2.38	0.53
3:C:975:LEU:C	3:C:975:LEU:HD12	2.33	0.53
4:D:303:ILE:HG22	4:D:320:TYR:HD1	1.73	0.53
4:D:346:CYS:HA	4:D:378:PHE:HB2	1.89	0.53
4:D:469:PHE:CE2	4:D:537:VAL:HG11	2.42	0.53
2:F:370:ILE:O	2:F:370:ILE:HG22	2.07	0.53
3:G:774:ASN:CG	3:G:775:ILE:N	2.66	0.53
3:G:857:LEU:HD12	3:G:1018:VAL:CG1	2.38	0.53
3:G:1000:TYR:CG	3:G:1001:GLY:N	2.76	0.53
3:G:1094:PHE:CZ	3:G:1115:ARG:HG2	2.44	0.53
3:G:1128:VAL:HG11	3:G:1133:PHE:CE2	2.43	0.53
3:G:1149:LYS:O	3:G:1151:SER:N	2.41	0.53
3:G:1198:LEU:CG	3:G:1199:GLN:N	2.71	0.53
4:H:411:GLU:C	4:H:413:THR:N	2.64	0.53
4:H:435:TYR:CD1	4:H:435:TYR:C	2.86	0.53
4:H:576:LEU:O	4:H:577:ARG:HB2	2.08	0.53
1:A:208:ILE:HG23	1:A:212:ILE:CG2	2.37	0.53
3:C:507:LEU:O	3:C:508:ASN:C	2.51	0.53
3:C:858:LEU:HD12	3:C:1007:MET:N	2.23	0.53
3:C:1036:LEU:C	3:C:1037:GLU:HG3	2.33	0.53
3:C:1277:GLU:OE1	3:C:1336:ARG:NH2	2.41	0.53
4:D:254:LEU:HD12	4:D:254:LEU:C	2.32	0.53
3:G:380:VAL:HG12	3:G:523:PRO:HG3	1.91	0.53
3:G:544:MET:HE2	3:G:560:MET:HE2	1.89	0.53
3:G:583:PHE:CD1	3:G:583:PHE:C	2.87	0.53
3:G:862:ASN:ND2	3:G:1039:ASP:HB2	2.22	0.53
4:H:422:PHE:CD2	4:H:422:PHE:N	2.77	0.53
1:A:255:LEU:HD21	1:A:272:LEU:HA	1.90	0.53
1:A:336:LEU:HD23	1:A:339:VAL:HG22	1.89	0.53
1:A:410:LEU:C	1:A:412:LYS:H	2.16	0.53
2:B:309:TYR:CE2	2:B:313:LEU:HD11	2.43	0.53
3:C:519:MET:HE1	3:C:521:LEU:HD23	1.91	0.53
3:C:625:LYS:HB3	3:C:629:ILE:HD11	1.90	0.53
3:C:636:GLY:C	3:C:752:ILE:HD13	2.33	0.53
3:C:637:HIS:CE1	3:C:708:LEU:H	2.26	0.53
3:C:851:PHE:HD2	3:C:1105:ARG:HG3	1.72	0.53
3:C:977:THR:O	3:C:981:ARG:NH1	2.42	0.53
3:C:1078:ASP:OD2	3:C:1078:ASP:N	2.41	0.53
3:C:1294:ASN:ND2	3:C:1296:PHE:H	2.03	0.53
3:C:1395:TYR:HA	3:C:1398:ILE:CD1	2.35	0.53
4:D:256:GLN:N	4:D:272:LEU:HD11	2.23	0.53

Continued on next page...

Continued from previous page...

Atom-1	Atom-2	Interatomic distance (Å)	Clash overlap (Å)
4:D:367:ILE:HG23	4:D:375:CYS:SG	2.48	0.53
1:E:59:SER:HB3	1:E:89:ASN:CG	2.33	0.53
2:F:265:GLN:CG	2:F:266:GLY:N	2.69	0.53
2:F:360:THR:O	2:F:360:THR:OG1	2.23	0.53
2:F:441:LEU:HD21	2:F:447:PHE:HD1	1.74	0.53
3:G:360:PHE:CE2	3:G:379:MET:HG3	2.42	0.53
3:G:409:SER:O	3:G:412:ASP:HB2	2.09	0.53
3:G:780:LEU:HD23	3:G:780:LEU:O	2.08	0.53
3:G:864:LEU:C	3:G:866:PRO:HD2	2.34	0.53
3:G:1083:ASP:C	3:G:1084:TRP:HE3	2.15	0.53
4:H:495:PHE:N	4:H:495:PHE:CD1	2.74	0.53
1:A:62:ASN:OD1	1:A:64:SER:HB3	2.09	0.53
1:A:204:LEU:HB3	1:A:208:ILE:HD11	1.90	0.53
2:B:337:ASP:OD1	2:B:339:ASP:N	2.40	0.53
2:B:428:PHE:HD2	2:B:437:CYS:HB2	1.73	0.53
4:D:212:LYS:O	4:D:213:LEU:C	2.50	0.53
1:E:103:GLU:CD	1:E:176:LYS:HB3	2.33	0.53
1:E:110:ILE:O	1:E:135:MET:HE1	2.08	0.53
2:F:300:HIS:CG	2:F:301:LEU:N	2.76	0.53
3:G:479:THR:OG1	3:G:480:ASN:N	2.42	0.53
3:G:489:MET:HG3	3:G:797:TYR:CZ	2.44	0.53
3:G:543:SER:OG	3:G:748:ASP:CB	2.57	0.53
3:G:589:PRO:HG3	3:G:592:CYS:CB	2.39	0.53
3:G:664:ARG:HG3	3:G:688:ARG:HE	1.73	0.53
3:G:990:MET:HE1	3:G:1032:LEU:HD11	1.90	0.53
3:G:1376:LYS:O	3:G:1376:LYS:HD3	2.07	0.53
3:G:1389:TYR:OH	3:G:1447:SER:HB2	2.09	0.53
4:H:170:VAL:HG13	4:H:594:GLN:CG	2.38	0.53
4:H:403:LYS:NZ	4:H:442:TYR:HD1	2.07	0.53
4:H:430:HIS:CD2	4:H:440:PHE:HE1	2.26	0.53
1:A:393:LYS:HG3	1:A:397:HIS:NE2	2.23	0.53
2:B:229:ALA:C	2:B:231:ALA:N	2.65	0.53
2:B:258:THR:C	2:B:260:GLN:N	2.65	0.53
3:C:1116:LEU:HA	3:C:1119:ILE:HG13	1.90	0.53
4:D:251:VAL:O	4:D:305:GLU:HA	2.09	0.53
1:E:140:ARG:O	1:E:144:ARG:CB	2.54	0.53
2:F:144:LEU:O	2:F:145:LYS:C	2.52	0.53
3:G:485:GLU:CD	3:G:966:ARG:HH12	2.16	0.53
3:G:487:PHE:O	3:G:488:LEU:C	2.50	0.53
3:G:598:PHE:CE1	3:G:739:LEU:CD2	2.92	0.53
3:G:880:GLN:O	3:G:899:PRO:HB3	2.08	0.53

Continued on next page...

Continued from previous page...

Atom-1	Atom-2	Interatomic distance (Å)	Clash overlap (Å)
3:G:973:ALA:O	3:G:974:ALA:C	2.52	0.53
3:G:1113:GLN:HG3	3:G:1238:TRP:CE2	2.43	0.53
4:H:196:LEU:HG	4:H:197:GLY:N	2.24	0.53
4:H:346:CYS:HA	4:H:378:PHE:HB2	1.91	0.53
4:H:548:VAL:CG2	4:H:557:VAL:HG22	2.34	0.53
1:A:29:TRP:C	1:A:29:TRP:CD1	2.87	0.53
1:A:43:ARG:HD3	1:A:44:GLU:N	2.24	0.53
1:A:294:TRP:HD1	1:A:297:MET:SD	2.32	0.53
3:C:695:ILE:CD1	3:C:781:MET:O	2.55	0.53
3:C:867:SER:O	3:C:870:GLN:HB2	2.09	0.53
3:C:1231:ASP:OD1	3:C:1233:VAL:N	2.42	0.53
3:C:1307:LEU:HB3	3:C:1320:LEU:CD2	2.37	0.53
3:C:1332:MET:CE	4:D:390:GLU:HA	2.37	0.53
1:E:111:ASP:OD1	1:E:163:ARG:HG3	2.09	0.53
2:F:78:LEU:HD12	2:F:130:PHE:CE2	2.44	0.53
3:G:588:LYS:HA	3:G:732:TYR:OH	2.09	0.53
3:G:668:SER:HB2	3:G:669:ASN:ND2	2.23	0.53
3:G:935:ASN:HD21	3:G:937:ASP:CB	2.08	0.53
4:H:253:LEU:CD2	4:H:253:LEU:H	2.21	0.53
2:B:67:THR:O	2:B:71:GLN:HG2	2.09	0.53
3:C:363:GLY:O	3:C:364:LYS:CG	2.56	0.53
3:C:539:VAL:HG21	3:C:568:PHE:CD2	2.44	0.53
3:C:693:VAL:HG11	3:C:755:ILE:CG2	2.39	0.53
3:C:751:PHE:HD1	3:C:751:PHE:H	1.54	0.53
3:C:1192:ALA:C	3:C:1193:TYR:HD1	2.17	0.53
3:C:1307:LEU:HD22	3:C:1430:TYR:HE2	1.67	0.53
3:C:1430:TYR:O	3:C:1431:ARG:C	2.49	0.53
4:D:541:PRO:C	4:D:558:ASN:OD1	2.52	0.53
2:F:22:TYR:N	2:F:84:SER:OG	2.41	0.53
2:F:23:PRO:O	2:F:25:CYS:N	2.36	0.53
2:F:387:ARG:HH12	3:G:995:ASN:HA	1.74	0.53
3:G:513:TRP:CZ3	3:G:661:LYS:HG2	2.43	0.53
3:G:631:PRO:CA	3:G:688:ARG:HH12	2.21	0.53
3:G:856:ILE:HG21	3:G:999:ILE:HD11	1.91	0.53
3:G:1299:SER:HA	3:G:1303:MET:HE2	1.89	0.53
4:H:256:GLN:C	4:H:272:LEU:HD12	2.34	0.53
4:H:503:LEU:HD21	4:H:534:THR:HG23	1.90	0.53
1:A:106:LEU:HB3	1:A:169:VAL:CB	2.36	0.53
1:A:137:MET:O	1:A:141:ILE:CG1	2.57	0.53
1:A:192:VAL:CG2	1:A:302:PHE:CD1	2.92	0.53
1:A:313:ILE:O	1:A:313:ILE:HG12	2.09	0.53

Continued on next page...

Continued from previous page...

Atom-1	Atom-2	Interatomic distance (Å)	Clash overlap (Å)
2:B:132:PHE:HE1	2:B:140:ILE:HG23	1.74	0.53
3:C:616:ARG:O	3:C:616:ARG:HG2	2.09	0.53
3:C:1019:PHE:O	3:C:1020:LYS:C	2.49	0.53
3:C:1135:ILE:HG22	3:C:1136:ASN:N	2.23	0.53
3:C:1362:LEU:N	3:C:1362:LEU:CD1	2.71	0.53
4:D:288:LEU:O	4:D:289:SER:C	2.51	0.53
4:D:307:ILE:O	4:D:315:VAL:CG2	2.57	0.53
4:D:357:TYR:O	4:D:360:LEU:CB	2.57	0.53
1:E:60:PHE:HB3	1:E:65:ASP:CB	2.38	0.53
2:F:178:LEU:HD11	2:F:183:ILE:HD11	1.90	0.53
3:G:539:VAL:CG1	3:G:540:MET:N	2.71	0.53
4:H:357:TYR:CD1	4:H:357:TYR:N	2.76	0.53
1:A:349:THR:HG22	1:A:351:SER:N	2.23	0.53
2:B:406:GLY:O	2:B:409:SER:OG	2.22	0.53
3:C:539:VAL:HG21	3:C:568:PHE:HD2	1.72	0.53
3:C:724:PRO:HB2	3:C:726:GLU:CG	2.27	0.53
3:C:747:LYS:O	3:C:750:LYS:HB3	2.08	0.53
3:C:849:VAL:HG13	3:C:1226:PRO:HB3	1.91	0.53
3:C:858:LEU:HD12	3:C:1007:MET:CA	2.38	0.53
3:C:1120:GLY:O	3:C:1123:VAL:HB	2.09	0.53
3:C:1430:TYR:O	3:C:1432:LYS:N	2.42	0.53
4:D:376:ILE:HG12	4:D:421:VAL:HG11	1.91	0.53
1:E:26:TYR:CZ	1:E:80:ILE:HD11	2.44	0.53
1:E:41:GLN:NE2	1:E:41:GLN:H	2.06	0.53
1:E:55:ILE:CD1	1:E:56:ARG:H	2.21	0.53
1:E:112:MET:SD	1:E:119:ARG:CZ	2.97	0.53
1:E:204:LEU:HD22	1:E:208:ILE:CD1	2.39	0.53
2:F:258:THR:C	2:F:260:GLN:N	2.67	0.53
3:G:618:LEU:HD23	3:G:619:LEU:HD23	1.90	0.53
3:G:978:TYR:C	3:G:980:GLY:N	2.61	0.53
4:H:174:PHE:CD1	4:H:175:GLY:N	2.77	0.53
4:H:539:ILE:O	4:H:541:PRO:HD3	2.08	0.53
1:A:114:ASP:O	1:A:304:ARG:NH1	2.42	0.52
1:A:135:MET:CE	1:A:164:GLY:HA2	2.38	0.52
2:B:154:ILE:HG22	2:B:158:GLU:OE1	2.09	0.52
2:B:443:HIS:C	2:B:443:HIS:ND1	2.66	0.52
3:C:1151:SER:HA	3:C:1189:SER:HB3	1.90	0.52
1:E:158:VAL:HG12	1:E:159:TYR:N	2.25	0.52
2:F:83:PHE:HE2	2:F:99:ASP:HA	1.74	0.52
2:F:371:ILE:HD11	2:F:384:CYS:SG	2.49	0.52
3:G:637:HIS:CE1	3:G:708:LEU:H	2.26	0.52

Continued on next page...

Continued from previous page...

Atom-1	Atom-2	Interatomic distance (Å)	Clash overlap (Å)
3:G:868:ILE:HG23	3:G:872:PHE:CD2	2.44	0.52
3:G:1364:PHE:HB2	4:H:217:ARG:NE	2.15	0.52
1:A:174:VAL:HA	1:A:177:LEU:HG	1.90	0.52
1:A:222:TYR:N	1:A:222:TYR:CD1	2.77	0.52
2:B:132:PHE:CE1	2:B:140:ILE:HG23	2.43	0.52
2:B:355:LYS:NZ	3:C:1247:ARG:HH22	2.07	0.52
3:C:437:LYS:HD3	3:C:800:ASN:HD22	1.74	0.52
3:C:1400:ASP:HA	3:C:1434:LYS:CD	2.38	0.52
4:D:427:ARG:HH12	4:D:561:ARG:HH12	1.57	0.52
4:D:430:HIS:NE2	4:D:440:PHE:HE1	2.07	0.52
4:D:561:ARG:H	4:D:564:LYS:HE2	1.74	0.52
3:G:858:LEU:HD22	3:G:1007:MET:HE2	1.91	0.52
3:G:1006:ILE:O	3:G:1006:ILE:HG22	2.09	0.52
4:H:532:PRO:CG	4:H:533:VAL:N	2.71	0.52
2:B:26:LEU:HB3	2:B:143:PHE:CE2	2.45	0.52
2:B:27:GLN:NE2	2:B:29:TYR:CD2	2.78	0.52
2:B:47:ILE:HG21	2:B:260:GLN:NE2	2.24	0.52
3:C:395:LYS:CA	3:C:408:ILE:HD11	2.39	0.52
3:C:612:ALA:HB1	3:C:617:THR:CB	2.38	0.52
3:C:1081:ARG:HB3	3:C:1083:ASP:OD1	2.09	0.52
3:C:1216:ILE:N	3:C:1216:ILE:CD1	2.72	0.52
1:E:49:LEU:HB3	1:E:50:LYS:CE	2.39	0.52
1:E:334:ILE:HG12	1:E:342:PHE:CE2	2.44	0.52
1:E:401:ASN:N	1:E:401:ASN:HD22	2.06	0.52
2:F:307:MET:O	2:F:311:LEU:HG	2.09	0.52
3:G:437:LYS:CG	3:G:802:ILE:HD11	2.40	0.52
3:G:1094:PHE:C	3:G:1094:PHE:CD1	2.88	0.52
3:G:1141:LYS:HB2	3:G:1146:TYR:CD1	2.44	0.52
3:G:1142:ASP:O	3:G:1145:ASP:N	2.42	0.52
3:G:1211:TYR:CA	3:G:1215:GLN:HB2	2.37	0.52
4:H:577:ARG:O	4:H:591:ILE:HD11	2.10	0.52
1:A:112:MET:CB	1:A:163:ARG:HB2	2.39	0.52
1:A:334:ILE:HG12	1:A:342:PHE:CE1	2.43	0.52
2:B:433:ASN:C	2:B:434:VAL:HG12	2.34	0.52
3:C:651:ILE:HD11	3:C:659:TRP:HA	1.90	0.52
3:C:659:TRP:CD1	3:C:659:TRP:N	2.77	0.52
3:C:716:LEU:HG	3:C:755:ILE:CG1	2.40	0.52
3:C:774:ASN:CG	3:C:775:ILE:H	2.17	0.52
3:C:1007:MET:C	3:C:1008:ILE:HG13	2.35	0.52
3:C:1334:ILE:HD13	3:C:1392:LEU:HD22	1.91	0.52
3:G:364:LYS:HE3	3:G:632:ASP:CG	2.33	0.52

Continued on next page...

Continued from previous page...

Atom-1	Atom-2	Interatomic distance (Å)	Clash overlap (Å)
3:G:635:VAL:HG11	3:G:756:MET:CE	2.39	0.52
3:G:1141:LYS:HB2	3:G:1146:TYR:CE1	2.44	0.52
3:G:1158:ALA:CA	3:G:1161:ILE:HD12	2.37	0.52
4:H:497:ARG:O	4:H:498:ILE:C	2.51	0.52
1:A:13:LEU:HD22	1:A:17:TYR:CE2	2.43	0.52
2:B:285:PRO:HB2	2:B:286:PRO:CD	2.40	0.52
2:B:387:ARG:HA	2:B:420:TYR:CD1	2.43	0.52
2:B:410:GLN:O	2:B:414:LEU:HG	2.08	0.52
3:C:382:ASN:HD21	3:C:521:LEU:HD22	1.75	0.52
3:C:1074:LEU:HD21	3:C:1100:LEU:HD11	1.91	0.52
3:C:1097:GLY:O	3:C:1100:LEU:N	2.42	0.52
4:D:218:GLU:OE1	4:D:218:GLU:HA	2.09	0.52
1:E:56:ARG:HD3	1:E:57:TYR:HE2	1.73	0.52
1:E:156:LEU:CD2	1:E:395:PHE:HE1	2.22	0.52
1:E:349:THR:CG2	1:E:351:SER:HB3	2.40	0.52
2:F:87:GLU:HB3	2:F:93:TYR:HE1	1.75	0.52
2:F:265:GLN:HB2	2:F:362:TYR:CZ	2.44	0.52
2:F:309:TYR:O	2:F:310:GLY:C	2.51	0.52
3:G:543:SER:HB2	3:G:749:ALA:CB	2.37	0.52
3:G:1083:ASP:N	3:G:1083:ASP:OD1	2.43	0.52
3:G:1216:ILE:H	3:G:1216:ILE:CD1	2.23	0.52
3:G:1304:GLU:OE2	3:G:1309:ARG:HD2	2.10	0.52
4:H:157:PRO:HB3	4:H:354:SER:CB	2.36	0.52
4:H:212:LYS:O	4:H:213:LEU:C	2.53	0.52
1:A:27:TYR:CB	1:A:63:GLN:HG3	2.39	0.52
1:A:106:LEU:O	1:A:169:VAL:HG23	2.09	0.52
1:A:174:VAL:HG13	1:A:177:LEU:HD11	1.91	0.52
1:A:228:LEU:HD21	1:A:233:ILE:HD11	1.92	0.52
1:A:233:ILE:HD12	1:A:243:ILE:CD1	2.39	0.52
2:B:358:LYS:O	2:B:359:ARG:CB	2.58	0.52
2:B:385:PRO:O	2:B:387:ARG:N	2.43	0.52
3:C:702:ARG:C	3:C:703:CYS:SG	2.93	0.52
3:C:855:PHE:C	3:C:856:ILE:HD12	2.34	0.52
3:C:859:LEU:HB3	3:C:1038:ILE:HD11	1.92	0.52
3:C:955:SER:O	3:C:956:MET:C	2.51	0.52
3:C:1116:LEU:HD12	3:C:1116:LEU:N	2.23	0.52
3:C:1340:LYS:HA	3:C:1343:ASP:OD2	2.09	0.52
4:D:198:CYS:O	4:D:199:PRO:C	2.51	0.52
4:D:270:VAL:CG1	4:D:271:ILE:N	2.73	0.52
4:D:414:ARG:NH1	4:D:414:ARG:HG3	2.24	0.52
4:D:574:LEU:N	4:D:574:LEU:CD1	2.70	0.52

Continued on next page...

Continued from previous page...

Atom-1	Atom-2	Interatomic distance (Å)	Clash overlap (Å)
4:D:578:ARG:NH2	4:D:589:PRO:HG3	2.25	0.52
2:F:374:ASN:O	2:F:375:PRO:C	2.51	0.52
3:G:790:PHE:O	3:G:793:LEU:N	2.43	0.52
1:A:330:ILE:O	1:A:332:VAL:HG13	2.10	0.52
2:B:136:PRO:HG2	2:B:139:LYS:HG2	1.92	0.52
2:B:295:LEU:HD11	2:B:330:GLU:HG3	1.91	0.52
3:C:389:PHE:CD2	3:C:476:VAL:HB	2.44	0.52
3:C:712:VAL:HG12	3:C:718:THR:O	2.09	0.52
3:C:1345:TRP:CZ3	3:C:1358:ARG:HG3	2.45	0.52
4:D:222:CYS:O	4:D:223:LYS:C	2.53	0.52
4:D:431:HIS:CE1	4:D:438:PRO:HG2	2.45	0.52
2:F:296:ARG:NH2	2:F:333:LYS:HZ1	2.08	0.52
2:F:447:PHE:C	2:F:447:PHE:CD2	2.87	0.52
3:G:433:LYS:O	3:G:454:GLU:HB3	2.09	0.52
3:G:468:LEU:HG	3:G:473:PHE:CZ	2.45	0.52
3:G:586:VAL:HB	3:G:742:LEU:HD21	1.92	0.52
3:G:796:PHE:CE1	3:G:910:ILE:HG12	2.45	0.52
3:G:1224:CYS:O	3:G:1225:GLU:C	2.51	0.52
3:G:1366:ARG:HH11	3:G:1366:ARG:HG3	1.75	0.52
1:A:21:PHE:HE2	1:A:321:PHE:O	1.93	0.52
1:A:177:LEU:H	1:A:182:ARG:HH21	1.55	0.52
1:A:393:LYS:HE3	1:A:396:GLU:CB	2.35	0.52
2:B:311:LEU:O	2:B:312:PHE:C	2.52	0.52
2:B:358:LYS:O	2:B:359:ARG:HB2	2.10	0.52
2:B:368:LEU:O	2:B:368:LEU:HD23	2.10	0.52
3:C:876:PHE:HB3	3:C:881:ARG:HH22	1.75	0.52
3:C:1247:ARG:O	3:C:1250:HIS:HB3	2.10	0.52
4:D:213:LEU:N	4:D:214:PRO:CD	2.72	0.52
4:D:224:ILE:HG23	4:D:301:VAL:HG13	1.90	0.52
1:E:290:PRO:O	1:E:291:TRP:HB2	2.10	0.52
3:G:468:LEU:HG	3:G:473:PHE:CE2	2.45	0.52
3:G:1385:ASP:OD1	3:G:1385:ASP:N	2.41	0.52
4:H:210:PHE:CD1	4:H:210:PHE:C	2.88	0.52
4:H:297:PHE:HD1	4:H:298:PRO:O	1.92	0.52
1:A:95:LYS:HE3	3:C:880:GLN:HA	1.91	0.52
2:B:37:ILE:O	3:C:1449:VAL:HG23	2.10	0.52
2:B:105:ILE:CG2	2:B:106:LEU:N	2.72	0.52
2:B:369:LYS:C	2:B:371:ILE:N	2.66	0.52
2:B:410:GLN:O	2:B:413:ASP:HB2	2.08	0.52
3:C:363:GLY:O	3:C:364:LYS:HG3	2.10	0.52
3:C:631:PRO:CD	3:C:688:ARG:NH1	2.73	0.52

Continued on next page...

Continued from previous page...

Atom-1	Atom-2	Interatomic distance (Å)	Clash overlap (Å)
3:C:682:ARG:C	3:C:682:ARG:CD	2.79	0.52
3:C:911:LEU:HD12	3:C:911:LEU:O	2.10	0.52
3:C:935:ASN:ND2	3:C:937:ASP:HB2	2.02	0.52
3:C:1139:LEU:HD11	3:C:1154:HIS:HD2	1.75	0.52
3:C:1395:TYR:HA	3:C:1398:ILE:CG1	2.39	0.52
4:D:469:PHE:CZ	4:D:574:LEU:HD22	2.43	0.52
1:E:13:LEU:HD13	1:E:75:PRO:O	2.10	0.52
1:E:158:VAL:HG13	1:E:332:VAL:C	2.35	0.52
1:E:222:TYR:CD1	1:E:222:TYR:N	2.77	0.52
3:G:381:LYS:O	3:G:523:PRO:HD3	2.10	0.52
3:G:464:LEU:HD13	3:G:468:LEU:HD22	1.92	0.52
3:G:788:ASN:HB3	3:G:956:MET:CE	2.40	0.52
3:G:875:CYS:N	3:G:878:THR:OG1	2.43	0.52
1:A:135:MET:SD	1:A:165:VAL:HG22	2.50	0.52
1:A:264:ASN:O	1:A:268:ARG:HG3	2.10	0.52
2:B:137:LYS:O	2:B:141:GLN:HG3	2.09	0.52
2:B:309:TYR:O	2:B:310:GLY:C	2.51	0.52
2:B:369:LYS:C	2:B:371:ILE:H	2.17	0.52
3:C:364:LYS:CE	3:C:632:ASP:OD1	2.57	0.52
3:C:458:SER:OG	3:C:461:MET:HG3	2.10	0.52
3:C:864:LEU:O	3:C:868:ILE:HG13	2.10	0.52
3:C:1047:LEU:CG	3:C:1049:LEU:HD22	2.33	0.52
3:C:1221:ALA:O	3:C:1224:CYS:N	2.42	0.52
3:C:1230:ILE:HD12	3:C:1238:TRP:CH2	2.45	0.52
3:C:1268:THR:OG1	3:C:1271:GLU:HG2	2.10	0.52
3:C:1422:PHE:N	3:C:1422:PHE:CD2	2.78	0.52
3:C:1427:LEU:HB3	3:C:1431:ARG:NH2	2.23	0.52
4:D:510:PRO:HG2	4:D:511:LEU:N	2.25	0.52
1:E:208:ILE:HG22	1:E:213:ARG:HB2	1.91	0.52
2:F:310:GLY:HA2	2:F:327:TRP:HZ2	1.75	0.52
2:F:358:LYS:O	2:F:359:ARG:HB2	2.10	0.52
2:F:369:LYS:C	2:F:371:ILE:N	2.68	0.52
3:G:723:ILE:HD12	3:G:741:LEU:CD1	2.40	0.52
3:G:932:GLN:HE21	3:G:933:ASP:N	2.07	0.52
4:H:257:ILE:HG13	4:H:296:LEU:HD22	1.92	0.52
4:H:470:GLY:C	4:H:471:LEU:HD23	2.34	0.52
1:A:95:LYS:NZ	3:C:881:ARG:N	2.57	0.51
1:A:293:GLU:O	1:A:297:MET:HG3	2.10	0.51
2:B:403:ILE:O	2:B:404:SER:C	2.53	0.51
3:C:413:VAL:HG22	3:C:472:THR:HB	1.92	0.51
3:C:585:VAL:CG2	3:C:618:LEU:HG	2.40	0.51

Continued on next page...

Continued from previous page...

Atom-1	Atom-2	Interatomic distance (Å)	Clash overlap (Å)
3:C:740:TYR:O	3:C:743:GLU:HB3	2.10	0.51
3:C:920:GLU:HA	3:C:923:LYS:CD	2.40	0.51
3:C:1236:ALA:HB2	3:C:1246:PHE:CZ	2.45	0.51
3:C:1250:HIS:ND1	3:C:1251:TYR:N	2.58	0.51
3:C:1279:PHE:CB	3:C:1395:TYR:HE1	2.03	0.51
3:C:1345:TRP:CZ3	3:C:1358:ARG:HB2	2.41	0.51
4:D:295:SER:OG	4:D:501:HIS:NE2	2.39	0.51
4:D:426:LEU:N	4:D:437:GLN:HE22	2.07	0.51
2:F:358:LYS:O	2:F:359:ARG:CB	2.58	0.51
2:F:403:ILE:O	2:F:404:SER:C	2.51	0.51
3:G:398:LEU:HD12	3:G:470:GLY:HA2	1.91	0.51
3:G:568:PHE:HE1	3:G:575:PRO:CD	2.17	0.51
3:G:946:GLN:HE22	3:G:947:LYS:CG	2.21	0.51
3:G:1104:SER:O	3:G:1105:ARG:C	2.53	0.51
3:G:1405:LEU:HD23	3:G:1408:LEU:HD23	1.91	0.51
4:H:232:LYS:HD2	4:H:240:PHE:CE2	2.45	0.51
1:A:354:CYS:O	1:A:358:ASP:OD2	2.28	0.51
2:B:308:GLN:OE1	2:B:370:ILE:HD13	2.09	0.51
3:C:438:ASN:OD1	3:C:449:LYS:HE3	2.09	0.51
3:C:865:TYR:N	3:C:866:PRO:HD3	2.25	0.51
4:D:357:TYR:CD2	4:D:405:CYS:SG	3.03	0.51
1:E:55:ILE:HG13	1:E:56:ARG:N	2.25	0.51
1:E:143:ASP:HB2	1:E:157:TRP:CZ2	2.45	0.51
2:F:136:PRO:C	2:F:138:ASP:N	2.68	0.51
2:F:296:ARG:NH2	2:F:333:LYS:NZ	2.58	0.51
3:G:417:PHE:CD1	3:G:421:ILE:HB	2.45	0.51
3:G:507:LEU:O	3:G:508:ASN:C	2.53	0.51
3:G:762:LEU:N	3:G:762:LEU:CD2	2.74	0.51
3:G:771:ILE:HD13	3:G:949:LEU:HD23	1.92	0.51
3:G:1034:LYS:HD2	3:G:1034:LYS:N	2.25	0.51
3:G:1330:LEU:O	3:G:1331:ILE:C	2.52	0.51
4:H:157:PRO:O	4:H:158:SER:OG	2.25	0.51
2:B:101:ILE:HG22	2:B:102:SER:N	2.24	0.51
2:B:159:LYS:HD3	2:B:160:THR:N	2.25	0.51
3:C:487:PHE:O	3:C:488:LEU:C	2.53	0.51
3:C:631:PRO:HD2	3:C:688:ARG:NH1	2.25	0.51
3:C:984:LEU:HD12	3:C:984:LEU:O	2.09	0.51
3:C:1019:PHE:CE1	3:C:1040:ILE:HG21	2.46	0.51
1:E:131:CYS:HA	1:E:226:TYR:CE1	2.45	0.51
1:E:150:PHE:CE2	1:E:185:ILE:HG12	2.44	0.51
1:E:152:PHE:CD2	1:E:169:VAL:HG11	2.45	0.51

Continued on next page...

Continued from previous page...

Atom-1	Atom-2	Interatomic distance (Å)	Clash overlap (Å)
1:E:158:VAL:CG1	1:E:159:TYR:N	2.73	0.51
1:E:338:LYS:O	1:E:338:LYS:CG	2.59	0.51
2:F:358:LYS:HE2	3:G:1274:ARG:NH1	2.20	0.51
3:G:589:PRO:HG2	3:G:592:CYS:H	1.76	0.51
3:G:851:PHE:CE2	3:G:1108:ILE:HD12	2.45	0.51
1:A:259:PHE:N	1:A:259:PHE:HD2	2.07	0.51
2:B:121:ILE:HG12	2:B:226:LEU:CD2	2.39	0.51
2:B:136:PRO:C	2:B:138:ASP:N	2.67	0.51
3:C:350:GLU:OE2	3:C:484:LEU:CB	2.59	0.51
3:C:557:ILE:O	3:C:557:ILE:HG22	2.10	0.51
3:C:598:PHE:CE1	3:C:738:LEU:HB3	2.46	0.51
3:C:659:TRP:HZ2	3:C:667:ARG:HB2	1.74	0.51
3:C:716:LEU:HD11	3:C:754:GLN:CB	2.38	0.51
3:C:752:ILE:HG22	3:C:752:ILE:O	2.10	0.51
3:C:849:VAL:CG1	3:C:1226:PRO:HA	2.40	0.51
3:C:854:LYS:CB	3:C:1011:ASN:HA	2.41	0.51
3:C:864:LEU:HD12	3:C:868:ILE:HD11	1.92	0.51
3:C:976:VAL:O	3:C:977:THR:C	2.52	0.51
3:C:1022:GLY:O	3:C:1025:VAL:HB	2.11	0.51
1:E:187:GLU:CD	2:F:196:ARG:HB2	2.35	0.51
2:F:74:LEU:HD23	2:F:130:PHE:CD1	2.45	0.51
3:G:792:LEU:O	3:G:793:LEU:C	2.53	0.51
3:G:874:ILE:HD13	3:G:976:VAL:CG2	2.39	0.51
3:G:1150:LYS:O	3:G:1190:GLN:HG3	2.11	0.51
4:H:346:CYS:CA	4:H:378:PHE:HB2	2.39	0.51
1:A:128:CYS:HB2	1:A:129:PRO:HD2	1.92	0.51
1:A:144:ARG:NH1	1:A:211:PHE:CD2	2.62	0.51
1:A:172:GLU:HG2	1:A:175:ARG:HH21	1.74	0.51
1:A:323:VAL:CG2	1:A:350:ILE:HD12	2.29	0.51
2:B:118:ARG:CG	2:B:118:ARG:NH1	2.70	0.51
3:C:344:TYR:N	3:C:498:TRP:CZ3	2.77	0.51
3:C:647:LEU:CD2	3:C:662:ILE:CD1	2.89	0.51
3:C:935:ASN:C	3:C:937:ASP:H	2.19	0.51
3:C:1082:ARG:O	3:C:1082:ARG:HG2	2.10	0.51
3:C:1149:LYS:O	3:C:1151:SER:N	2.44	0.51
4:D:287:ASP:OD2	4:D:313:LYS:HE2	2.11	0.51
4:D:445:LEU:HB3	4:D:450:LYS:HZ3	1.75	0.51
2:F:42:PHE:CG	2:F:105:ILE:HD11	2.46	0.51
2:F:47:ILE:HD13	2:F:260:GLN:NE2	2.26	0.51
2:F:171:PRO:HG2	2:F:173:LEU:HB2	1.93	0.51
2:F:258:THR:OG1	2:F:261:ASP:CB	2.52	0.51

Continued on next page...

Continued from previous page...

Atom-1	Atom-2	Interatomic distance (Å)	Clash overlap (Å)
3:G:635:VAL:HG22	3:G:752:ILE:CG2	2.36	0.51
3:G:751:PHE:HA	3:G:754:GLN:HG3	1.93	0.51
3:G:869:ILE:O	3:G:869:ILE:CG2	2.57	0.51
3:G:1074:LEU:HB3	3:G:1077:LEU:HD11	1.92	0.51
3:G:1115:ARG:O	3:G:1116:LEU:C	2.52	0.51
4:H:295:SER:OG	4:H:501:HIS:NE2	2.38	0.51
2:B:104:PHE:CE1	2:B:107:ARG:NH2	2.76	0.51
2:B:195:PHE:CD1	2:B:195:PHE:C	2.89	0.51
3:C:587:SER:OG	3:C:588:LYS:N	2.43	0.51
3:C:742:LEU:O	3:C:743:GLU:C	2.54	0.51
3:C:984:LEU:O	3:C:987:THR:HB	2.11	0.51
3:C:1222:ARG:HH11	3:C:1222:ARG:CB	2.24	0.51
4:D:202:LEU:HD23	4:D:439:PRO:HD3	1.92	0.51
4:D:381:PHE:CZ	4:D:422:PHE:HD1	2.29	0.51
4:D:450:LYS:NZ	4:D:450:LYS:HA	2.26	0.51
4:D:477:LEU:CD1	4:D:540:ILE:HB	2.41	0.51
2:F:163:GLU:HG3	2:F:178:LEU:CD2	2.41	0.51
3:G:873:ASN:OD1	3:G:908:MET:HA	2.11	0.51
3:G:982:GLU:C	3:G:984:LEU:N	2.68	0.51
3:G:1160:TRP:HE3	3:G:1161:ILE:HG13	1.76	0.51
3:G:1221:ALA:C	3:G:1223:ILE:H	2.18	0.51
3:G:1250:HIS:HE1	3:G:1254:ASP:CB	2.24	0.51
3:G:1430:TYR:O	3:G:1431:ARG:C	2.53	0.51
4:H:228:GLY:O	4:H:229:SER:C	2.52	0.51
1:A:43:ARG:HB2	1:A:83:VAL:HG22	1.91	0.51
1:A:107:VAL:HA	1:A:167:CYS:O	2.10	0.51
1:A:209:HIS:CG	1:A:210:PRO:CD	2.94	0.51
1:A:295:GLU:HA	1:A:298:LEU:HD12	1.93	0.51
2:B:49:ARG:CG	2:B:106:LEU:HD12	2.41	0.51
2:B:110:TYR:CZ	2:B:119:TRP:HZ3	2.29	0.51
2:B:148:GLN:O	2:B:149:LEU:HB2	2.10	0.51
2:B:251:ASN:C	2:B:252:HIS:HD2	2.18	0.51
2:B:258:THR:CG2	2:B:366:SER:HB2	2.40	0.51
2:B:351:HIS:O	2:B:352:SER:C	2.54	0.51
2:B:447:PHE:CD2	2:B:447:PHE:C	2.89	0.51
3:C:489:MET:HG3	3:C:797:TYR:CE1	2.45	0.51
3:C:532:VAL:N	3:G:366:TRP:NE1	2.59	0.51
3:C:843:LEU:HD11	3:C:845:LEU:HD23	1.87	0.51
3:C:978:TYR:CA	3:C:981:ARG:NH2	2.74	0.51
3:C:1055:TYR:CD1	3:C:1055:TYR:C	2.89	0.51
3:C:1135:ILE:HD12	3:C:1177:TYR:CE1	2.46	0.51

Continued on next page...

Continued from previous page...

Atom-1	Atom-2	Interatomic distance (Å)	Clash overlap (Å)
3:C:1266:GLN:HG3	3:C:1267:LEU:N	2.26	0.51
4:D:303:ILE:CG2	4:D:320:TYR:HD1	2.23	0.51
4:D:480:LEU:HD13	4:D:511:LEU:HD22	1.91	0.51
1:E:1:MET:HG2	1:E:329:ARG:NH2	2.25	0.51
1:E:84:TYR:CD1	1:E:101:ALA:HA	2.45	0.51
2:F:105:ILE:C	2:F:107:ARG:H	2.18	0.51
3:G:437:LYS:HZ3	3:G:800:ASN:HD22	1.57	0.51
3:G:437:LYS:HZ3	3:G:800:ASN:ND2	2.09	0.51
3:G:1141:LYS:HE3	3:G:1146:TYR:CD1	2.46	0.51
3:G:1185:ASN:ND2	3:G:1185:ASN:O	2.26	0.51
3:G:1250:HIS:CE1	3:G:1251:TYR:HB2	2.46	0.51
3:G:1409:THR:HG23	3:G:1410:THR:H	1.75	0.51
4:H:253:LEU:H	4:H:253:LEU:HD23	1.76	0.51
4:H:406:LEU:O	4:H:410:ILE:HG13	2.11	0.51
1:A:43:ARG:HD3	1:A:44:GLU:H	1.75	0.51
2:B:94:GLU:CB	2:B:95:PRO:CD	2.89	0.51
2:B:358:LYS:CG	2:B:359:ARG:H	2.19	0.51
3:C:519:MET:SD	3:C:519:MET:C	2.94	0.51
3:C:522:LYS:HE3	3:C:525:LEU:HD21	1.92	0.51
3:C:767:GLN:OE1	3:C:945:ARG:HG3	2.11	0.51
3:C:1222:ARG:CG	3:C:1223:ILE:HG13	2.40	0.51
3:C:1395:TYR:O	3:C:1398:ILE:CG1	2.56	0.51
4:D:310:THR:CG2	4:D:312:ARG:HG2	2.41	0.51
4:D:497:ARG:O	4:D:500:LYS:N	2.44	0.51
1:E:104:LYS:O	1:E:175:ARG:HA	2.10	0.51
2:F:417:GLY:O	2:F:418:THR:CG2	2.59	0.51
3:G:564:VAL:CG1	3:G:565:HIS:H	2.23	0.51
3:G:792:LEU:HB2	3:G:967:PHE:CE1	2.46	0.51
3:G:939:ILE:CG2	3:G:940:LEU:N	2.74	0.51
3:G:1276:CYS:SG	3:G:1390:THR:CG2	2.90	0.51
4:H:157:PRO:C	4:H:158:SER:OG	2.53	0.51
4:H:308:ASN:OD1	4:H:313:LYS:O	2.28	0.51
4:H:364:ILE:HA	4:H:367:ILE:HG13	1.92	0.51
2:B:144:LEU:O	2:B:145:LYS:C	2.53	0.51
2:B:336:MET:HE1	2:B:345:TYR:CE2	2.43	0.51
2:B:403:ILE:O	2:B:408:ILE:HG13	2.10	0.51
2:B:428:PHE:CZ	2:B:450:GLU:HB3	2.46	0.51
3:C:920:GLU:HA	3:C:923:LYS:HE3	1.93	0.51
3:C:1018:VAL:O	3:C:1022:GLY:N	2.38	0.51
3:C:1307:LEU:HD13	3:C:1430:TYR:HH	1.71	0.51
4:D:525:PHE:O	4:D:530:GLN:NE2	2.44	0.51

Continued on next page...

Continued from previous page...

Atom-1	Atom-2	Interatomic distance (Å)	Clash overlap (Å)
2:F:324:LEU:HD23	2:F:349:ILE:HG21	1.93	0.51
2:F:328:LYS:NZ	2:F:341:PHE:HD2	2.09	0.51
3:G:796:PHE:CE1	3:G:910:ILE:HG21	2.46	0.51
3:G:1111:ASN:N	3:G:1111:ASN:HD22	2.09	0.51
3:G:1157:VAL:HG21	3:G:1177:TYR:HB2	1.92	0.51
4:H:555:VAL:HG21	4:H:590:CYS:HB3	1.93	0.51
4:H:571:PHE:CE2	4:H:598:ILE:HD13	2.45	0.51
1:A:158:VAL:HG13	1:A:332:VAL:C	2.35	0.51
1:A:291:TRP:HA	1:A:291:TRP:CE3	2.46	0.51
2:B:170:SER:HB3	2:B:171:PRO:CD	2.37	0.51
3:C:351:ASP:OD2	3:C:354:ASN:HB2	2.10	0.51
3:C:974:ALA:O	3:C:975:LEU:C	2.54	0.51
3:C:1334:ILE:HD13	3:C:1392:LEU:CD2	2.41	0.51
4:D:354:SER:CB	4:D:356:THR:HG23	2.39	0.51
4:D:411:GLU:HG3	4:D:414:ARG:HH12	1.76	0.51
1:E:336:LEU:HA	1:E:339:VAL:HG22	1.93	0.51
3:G:345:TRP:C	3:G:346:LEU:HG	2.36	0.51
3:G:345:TRP:CD1	3:G:499:LEU:HD11	2.46	0.51
3:G:489:MET:CE	3:G:793:LEU:HB3	2.41	0.51
3:G:491:ARG:CZ	3:G:524:ASP:HA	2.41	0.51
3:G:754:GLN:O	3:G:757:CYS:N	2.43	0.51
3:G:864:LEU:C	3:G:864:LEU:CD1	2.84	0.51
3:G:976:VAL:O	3:G:977:THR:C	2.53	0.51
3:G:978:TYR:HD1	3:G:981:ARG:NH2	2.09	0.51
3:G:1115:ARG:HG3	3:G:1119:ILE:HD11	1.93	0.51
4:H:296:LEU:O	4:H:484:GLU:HG2	2.10	0.51
2:B:36:ASN:HA	3:C:1451:LEU:HG	1.92	0.50
3:C:631:PRO:O	3:C:664:ARG:NH2	2.44	0.50
3:C:698:LYS:HZ1	3:C:706:TYR:HB2	1.75	0.50
3:C:734:GLU:OE1	3:C:736:SER:CB	2.56	0.50
3:C:1046:SER:HB2	3:C:1058:LEU:HD12	1.92	0.50
3:C:1047:LEU:HD12	3:C:1048:LEU:N	2.26	0.50
3:C:1345:TRP:CZ3	3:C:1358:ARG:CB	2.94	0.50
4:D:334:ASP:HA	4:D:337:PHE:CD2	2.46	0.50
1:E:147:LYS:CG	1:E:148:GLU:N	2.74	0.50
1:E:237:LYS:HE3	1:E:241:ASP:CG	2.36	0.50
3:G:656:ALA:HB1	3:G:657:PRO:HD2	1.92	0.50
3:G:843:LEU:HD12	3:G:843:LEU:C	2.36	0.50
3:G:903:ASP:OD1	3:G:905:SER:HB3	2.11	0.50
3:G:1294:ASN:N	3:G:1398:ILE:HG22	2.25	0.50
4:H:259:CYS:SG	4:H:260:ASP:N	2.84	0.50

Continued on next page...

Continued from previous page...

Atom-1	Atom-2	Interatomic distance (Å)	Clash overlap (Å)
1:A:143:ASP:OD2	1:A:336:LEU:HD13	2.11	0.50
1:A:259:PHE:HB3	1:A:268:ARG:HD3	1.93	0.50
2:B:285:PRO:CA	2:B:447:PHE:CE2	2.94	0.50
2:B:441:LEU:HD12	2:B:446:GLN:OE1	2.11	0.50
3:C:437:LYS:HB3	3:C:802:ILE:HD11	1.93	0.50
3:C:564:VAL:CG1	3:C:565:HIS:H	2.24	0.50
3:C:774:ASN:CG	3:C:775:ILE:N	2.66	0.50
4:D:306:GLY:C	4:D:314:LEU:HD11	2.37	0.50
1:E:25:GLN:HE21	1:E:396:GLU:CG	2.21	0.50
2:F:135:LEU:CB	2:F:140:ILE:HG13	2.41	0.50
2:F:143:PHE:O	2:F:147:SER:OG	2.26	0.50
2:F:295:LEU:CG	2:F:330:GLU:HG2	2.42	0.50
2:F:351:HIS:O	2:F:352:SER:C	2.54	0.50
2:F:443:HIS:CE1	2:F:445:ASN:N	2.77	0.50
3:G:715:ILE:HG22	3:G:716:LEU:HD23	1.93	0.50
3:G:950:LYS:O	3:G:954:ASN:ND2	2.44	0.50
3:G:1148:ASP:HB2	4:H:261:SER:OG	2.11	0.50
4:H:217:ARG:O	4:H:218:GLU:C	2.53	0.50
1:A:382:ASP:CG	1:A:385:LYS:HD2	2.37	0.50
3:C:851:PHE:CE1	3:C:1048:LEU:HD12	2.44	0.50
3:C:1187:THR:O	3:C:1191:ARG:HG3	2.12	0.50
3:C:1328:ASN:O	3:C:1331:ILE:N	2.43	0.50
3:C:1389:TYR:C	3:C:1389:TYR:HD2	2.19	0.50
4:D:571:PHE:HE2	4:D:597:ARG:O	1.94	0.50
1:E:179:SER:HA	1:E:182:ARG:HG3	1.92	0.50
2:F:296:ARG:HH21	2:F:333:LYS:NZ	2.09	0.50
2:F:403:ILE:HG22	2:F:408:ILE:HG13	1.92	0.50
3:G:661:LYS:O	3:G:662:ILE:C	2.54	0.50
3:G:704:LYS:N	3:G:704:LYS:CE	2.70	0.50
3:G:973:ALA:O	3:G:977:THR:HG23	2.11	0.50
3:G:1063:THR:OG1	3:G:1064:SER:N	2.43	0.50
3:G:1120:GLY:O	3:G:1123:VAL:HB	2.12	0.50
3:G:1337:PHE:HD2	3:G:1391:GLN:HG2	1.70	0.50
4:H:243:LEU:CB	4:H:284:ILE:HD13	2.37	0.50
4:H:378:PHE:N	4:H:378:PHE:CD1	2.80	0.50
1:A:258:SER:HB3	1:A:271:HIS:CG	2.45	0.50
1:A:350:ILE:HA	1:A:353:ILE:CD1	2.41	0.50
1:A:387:SER:O	1:A:390:PRO:HD2	2.11	0.50
2:B:394:LEU:CD1	2:B:398:LEU:HD21	2.35	0.50
3:C:362:PHE:N	3:C:362:PHE:HD1	2.09	0.50
3:C:398:LEU:HD23	3:C:398:LEU:O	2.11	0.50

Continued on next page...

Continued from previous page...

Atom-1	Atom-2	Interatomic distance (Å)	Clash overlap (Å)
3:C:874:ILE:HD13	3:C:976:VAL:HG22	1.93	0.50
3:C:939:ILE:CG2	3:C:940:LEU:N	2.73	0.50
3:C:944:ILE:C	3:C:946:GLN:N	2.69	0.50
4:D:459:PRO:HB2	4:D:471:LEU:O	2.12	0.50
4:D:575:TYR:O	4:D:576:LEU:HD23	2.11	0.50
1:E:66:LEU:O	1:E:70:MET:HB2	2.12	0.50
1:E:207:LYS:NZ	2:F:172:SER:HA	2.26	0.50
2:F:359:ARG:C	2:F:360:THR:CG2	2.85	0.50
2:F:359:ARG:O	2:F:360:THR:HG22	2.12	0.50
3:G:560:MET:CE	3:G:647:LEU:HD11	2.40	0.50
3:G:587:SER:O	3:G:732:TYR:OH	2.27	0.50
3:G:1141:LYS:HZ1	3:G:1147:PRO:CD	2.24	0.50
3:G:1305:PRO:O	3:G:1307:LEU:N	2.45	0.50
4:H:213:LEU:N	4:H:214:PRO:CD	2.74	0.50
4:H:407:ARG:HG3	4:H:407:ARG:NH1	2.23	0.50
1:A:120:ARG:CZ	1:A:239:SER:OG	2.60	0.50
2:B:102:SER:OG	2:B:103:HIS:N	2.43	0.50
2:B:186:ILE:HD13	2:B:214:ILE:HD11	1.94	0.50
2:B:367:CYS:SG	2:B:443:HIS:N	2.85	0.50
3:C:377:CYS:SG	3:C:378:VAL:N	2.84	0.50
3:C:691:CYS:HA	3:C:780:LEU:HD21	1.93	0.50
3:C:1137:LYS:HD2	3:C:1154:HIS:HB3	1.94	0.50
3:C:1231:ASP:O	3:C:1235:ILE:CD1	2.60	0.50
4:D:342:VAL:O	4:D:574:LEU:HD12	2.11	0.50
4:D:503:LEU:HD23	4:D:534:THR:HG23	1.92	0.50
4:D:514:PRO:O	4:D:515:GLN:C	2.54	0.50
1:E:68:LYS:HE3	1:E:72:LYS:CD	2.41	0.50
1:E:129:PRO:HD3	1:E:345:PHE:CZ	2.47	0.50
2:F:194:LEU:HD11	2:F:213:ASP:HB3	1.92	0.50
3:G:542:PHE:O	3:G:542:PHE:CG	2.65	0.50
3:G:622:PHE:O	3:G:624:ALA:N	2.45	0.50
3:G:943:ASP:C	3:G:943:ASP:OD1	2.54	0.50
3:G:1019:PHE:O	3:G:1020:LYS:C	2.53	0.50
3:G:1198:LEU:HG	3:G:1199:GLN:H	1.75	0.50
3:G:1349:GLU:OE2	3:G:1378:THR:HB	2.11	0.50
4:H:319:LEU:O	4:H:320:TYR:C	2.53	0.50
4:H:538:LEU:HD12	4:H:540:ILE:CD1	2.42	0.50
2:B:26:LEU:HD22	2:B:128:LEU:CD1	2.41	0.50
2:B:146:ASP:OD2	2:B:146:ASP:N	2.44	0.50
2:B:266:GLY:O	2:B:267:ASN:O	2.30	0.50
2:B:283:SER:O	2:B:447:PHE:HE2	1.95	0.50

Continued on next page...

Continued from previous page...

Atom-1	Atom-2	Interatomic distance (Å)	Clash overlap (Å)
3:C:570:LEU:HD13	3:C:766:LEU:HD22	1.93	0.50
3:C:622:PHE:CE2	3:C:647:LEU:HD11	2.47	0.50
3:C:648:LEU:HD23	3:C:670:MET:SD	2.52	0.50
3:C:851:PHE:HD1	3:C:1048:LEU:CD1	2.19	0.50
3:C:1411:ASP:O	3:C:1415:ASP:OD2	2.29	0.50
3:C:1417:LEU:HG	3:C:1421:PHE:CD2	2.36	0.50
4:D:403:LYS:HB3	4:D:442:TYR:HE1	1.77	0.50
1:E:269:TRP:CE2	1:E:273:LYS:HD3	2.46	0.50
2:F:93:TYR:HB3	2:F:96:ARG:HB3	1.94	0.50
2:F:103:HIS:CD2	2:F:104:PHE:CD1	2.99	0.50
2:F:404:SER:O	2:F:407:GLY:N	2.45	0.50
3:G:354:ASN:N	3:G:354:ASN:HD22	2.09	0.50
3:G:622:PHE:HE2	3:G:647:LEU:CD2	2.18	0.50
3:G:740:TYR:O	3:G:743:GLU:HB3	2.10	0.50
3:G:760:ASN:O	3:G:764:LEU:HB2	2.12	0.50
3:G:948:ALA:C	3:G:950:LYS:N	2.67	0.50
3:G:1236:ALA:HB2	3:G:1246:PHE:CZ	2.47	0.50
4:H:186:GLY:HA3	4:H:371:ARG:HH21	1.74	0.50
4:H:202:LEU:HD23	4:H:202:LEU:C	2.37	0.50
1:A:69:GLU:O	1:A:73:MET:CG	2.57	0.50
2:B:243:ASP:CG	2:B:246:LEU:HG	2.37	0.50
2:B:265:GLN:HG2	2:B:266:GLY:N	2.17	0.50
2:B:401:TYR:HD2	2:B:427:TYR:HE2	1.59	0.50
3:C:353:TYR:HD2	3:C:354:ASN:ND2	2.09	0.50
3:C:385:ARG:HB2	3:C:457:TYR:CE1	2.47	0.50
3:C:792:LEU:O	3:C:793:LEU:C	2.54	0.50
3:C:843:LEU:N	3:C:981:ARG:CG	2.68	0.50
3:C:873:ASN:CG	3:C:873:ASN:O	2.53	0.50
3:C:1349:GLU:HG2	3:C:1378:THR:O	2.11	0.50
4:D:191:ILE:HG21	4:D:419:HIS:CE1	2.46	0.50
4:D:421:VAL:O	4:D:421:VAL:HG12	2.12	0.50
1:E:41:GLN:H	1:E:41:GLN:CD	2.20	0.50
2:F:77:GLU:O	2:F:79:ARG:N	2.44	0.50
2:F:253:LEU:O	2:F:254:SER:OG	2.28	0.50
2:F:291:LEU:HD13	2:F:309:TYR:HB2	1.94	0.50
2:F:403:ILE:O	2:F:408:ILE:HG13	2.12	0.50
3:G:388:TYR:O	3:G:476:VAL:HA	2.11	0.50
3:G:513:TRP:HB3	3:G:627:HIS:HE2	1.77	0.50
3:G:618:LEU:HD23	3:G:619:LEU:HD22	1.92	0.50
3:G:903:ASP:H	3:G:906:LEU:CD1	2.25	0.50
3:G:935:ASN:C	3:G:937:ASP:H	2.20	0.50

Continued on next page...

Continued from previous page...

Atom-1	Atom-2	Interatomic distance (Å)	Clash overlap (Å)
3:G:1002:ASP:O	3:G:1004:ASP:N	2.41	0.50
3:G:1083:ASP:O	3:G:1084:TRP:HE3	1.94	0.50
3:G:1360:LEU:CD2	4:H:216:ILE:HG22	2.36	0.50
4:H:172:THR:HG22	4:H:173:SER:N	2.25	0.50
4:H:543:GLU:O	4:H:543:GLU:CG	2.59	0.50
1:A:127:ILE:HD12	1:A:127:ILE:O	2.12	0.50
2:B:77:GLU:C	2:B:79:ARG:N	2.66	0.50
3:C:622:PHE:O	3:C:624:ALA:N	2.45	0.50
3:C:788:ASN:ND2	3:C:956:MET:SD	2.85	0.50
3:C:804:PRO:HG2	3:C:967:PHE:CE2	2.47	0.50
3:C:1095:VAL:HG13	3:C:1112:ILE:HD13	1.88	0.50
3:C:1253:LYS:O	3:C:1254:ASP:C	2.55	0.50
4:D:295:SER:OG	4:D:497:ARG:HD3	2.11	0.50
4:D:381:PHE:HE2	4:D:440:PHE:CE2	2.30	0.50
1:E:25:GLN:NE2	1:E:396:GLU:HG3	2.21	0.50
1:E:134:LEU:HD23	1:E:137:MET:HE3	1.94	0.50
2:F:394:LEU:HA	2:F:397:LYS:HD2	1.94	0.50
3:G:643:GLU:O	3:G:644:LEU:C	2.53	0.50
3:G:857:LEU:HD12	3:G:1018:VAL:HG12	1.94	0.50
3:G:859:LEU:CD2	3:G:1040:ILE:HA	2.42	0.50
3:G:944:ILE:O	3:G:945:ARG:C	2.55	0.50
3:G:981:ARG:HG3	3:G:981:ARG:NH1	2.27	0.50
3:G:1034:LYS:O	3:G:1035:LEU:HD23	2.12	0.50
3:G:1405:LEU:HA	3:G:1408:LEU:HD23	1.94	0.50
4:H:397:PRO:O	4:H:401:ILE:HG13	2.11	0.50
4:H:538:LEU:CB	4:H:540:ILE:HD11	2.42	0.50
4:H:577:ARG:O	4:H:579:PRO:HD3	2.11	0.50
1:A:135:MET:SD	1:A:164:GLY:CA	2.95	0.50
1:A:158:VAL:HG12	1:A:159:TYR:N	2.27	0.50
2:B:188:PHE:CD1	2:B:188:PHE:C	2.90	0.50
3:C:531:ASP:C	3:G:366:TRP:CD1	2.90	0.50
3:C:658:HIS:O	3:C:661:LYS:HG3	2.12	0.50
3:C:1116:LEU:CA	3:C:1119:ILE:HG12	2.41	0.50
3:C:1175:VAL:HG12	3:C:1176:SER:N	2.27	0.50
3:C:1242:ASP:N	3:C:1243:PRO:HD2	2.27	0.50
4:D:344:VAL:CG2	4:D:574:LEU:HD11	2.42	0.50
1:E:25:GLN:HE22	1:E:392:VAL:HG12	1.75	0.50
1:E:334:ILE:HA	1:E:342:PHE:CE2	2.47	0.50
1:E:386:THR:C	1:E:388:LEU:H	2.20	0.50
2:F:23:PRO:HD2	2:F:25:CYS:HB2	1.93	0.50
2:F:94:GLU:HA	2:F:94:GLU:OE2	2.12	0.50

Continued on next page...

Continued from previous page...

Atom-1	Atom-2	Interatomic distance (Å)	Clash overlap (Å)
2:F:159:LYS:HE3	2:F:178:LEU:HD23	1.94	0.50
2:F:184:TYR:N	2:F:184:TYR:CD1	2.80	0.50
2:F:398:LEU:HD11	2:F:411:ILE:HG21	1.94	0.50
3:G:944:ILE:C	3:G:946:GLN:N	2.69	0.50
3:G:1034:LYS:C	3:G:1035:LEU:HD23	2.37	0.50
4:H:376:ILE:HG23	4:H:421:VAL:CG1	2.42	0.50
4:H:406:LEU:HD21	4:H:455:PHE:HZ	1.76	0.50
4:H:571:PHE:N	4:H:571:PHE:HD2	2.09	0.50
1:A:144:ARG:NH1	1:A:149:ASP:OD2	2.44	0.49
1:A:258:SER:HB3	1:A:271:HIS:ND1	2.27	0.49
2:B:214:ILE:HG22	2:B:215:VAL:N	2.27	0.49
3:C:351:ASP:O	3:C:355:GLN:C	2.55	0.49
3:C:389:PHE:CZ	3:C:476:VAL:HG21	2.47	0.49
3:C:395:LYS:CB	3:C:408:ILE:HD11	2.41	0.49
3:C:1142:ASP:O	3:C:1145:ASP:N	2.43	0.49
3:C:1230:ILE:CG2	3:C:1235:ILE:HD11	2.42	0.49
4:D:220:LEU:O	4:D:223:LYS:HB3	2.12	0.49
4:D:512:TYR:C	4:D:512:TYR:CD2	2.86	0.49
1:E:214:LYS:HA	1:E:217:ASN:HD22	1.77	0.49
2:F:94:GLU:CG	2:F:95:PRO:HD3	2.42	0.49
2:F:137:LYS:NZ	2:F:181:GLU:CA	2.74	0.49
2:F:150:GLN:C	2:F:151:PHE:CG	2.90	0.49
2:F:279:LEU:N	2:F:279:LEU:HD23	2.26	0.49
2:F:367:CYS:HB3	2:F:421:GLN:HE21	1.74	0.49
2:F:374:ASN:O	2:F:375:PRO:O	2.30	0.49
3:G:1005:SER:O	3:G:1006:ILE:HG12	2.12	0.49
3:G:1151:SER:C	3:G:1189:SER:HB3	2.37	0.49
3:G:1386:LYS:C	3:G:1386:LYS:HD3	2.36	0.49
4:H:476:LEU:HD12	4:H:480:LEU:HD23	1.93	0.49
1:A:111:ASP:CG	1:A:112:MET:H	2.20	0.49
1:A:141:ILE:CD1	1:A:303:PRO:HD3	2.42	0.49
1:A:393:LYS:NZ	1:A:396:GLU:HB3	2.23	0.49
2:B:22:TYR:HB3	2:B:84:SER:HB3	1.93	0.49
2:B:39:LEU:CD1	2:B:245:ARG:HD2	2.41	0.49
2:B:382:HIS:C	2:B:382:HIS:CD2	2.90	0.49
3:C:484:LEU:HD12	3:C:488:LEU:HD23	1.94	0.49
3:C:488:LEU:H	3:C:488:LEU:CD2	2.24	0.49
3:C:1097:GLY:C	3:C:1099:ILE:N	2.68	0.49
3:C:1277:GLU:OE1	3:C:1337:PHE:CZ	2.64	0.49
3:C:1349:GLU:OE2	3:C:1378:THR:HB	2.11	0.49
4:D:275:ASP:OD1	4:D:278:HIS:HB2	2.12	0.49

Continued on next page...

Continued from previous page...

Atom-1	Atom-2	Interatomic distance (Å)	Clash overlap (Å)
4:D:343:LEU:HD22	4:D:367:ILE:HD13	1.93	0.49
4:D:531:LEU:N	4:D:531:LEU:HD23	2.28	0.49
4:D:539:ILE:HG22	4:D:539:ILE:O	2.10	0.49
1:E:108:PHE:N	1:E:108:PHE:CD1	2.80	0.49
1:E:259:PHE:CD2	1:E:268:ARG:HG3	2.47	0.49
1:E:276:ALA:O	1:E:280:GLN:HG2	2.12	0.49
2:F:139:LYS:O	2:F:142:ASP:OD2	2.29	0.49
2:F:150:GLN:C	2:F:151:PHE:CD1	2.90	0.49
3:G:911:LEU:HB3	3:G:912:PRO:HD3	1.94	0.49
4:H:431:HIS:CE1	4:H:439:PRO:O	2.65	0.49
1:A:43:ARG:HE	1:A:83:VAL:CG2	2.25	0.49
1:A:202:VAL:HG11	1:A:298:LEU:HB2	1.94	0.49
1:A:229:VAL:CG2	1:A:266:LEU:HD21	2.34	0.49
1:A:401:ASN:HD22	1:A:401:ASN:N	2.10	0.49
2:B:128:LEU:HD11	2:B:132:PHE:HE2	1.76	0.49
2:B:186:ILE:CD1	2:B:214:ILE:HD11	2.42	0.49
3:C:377:CYS:O	3:C:517:GLU:HA	2.12	0.49
3:C:636:GLY:O	3:C:693:VAL:HG23	2.13	0.49
3:C:1207:ASP:O	3:C:1208:THR:C	2.55	0.49
4:D:247:ALA:O	4:D:309:THR:HA	2.12	0.49
4:D:296:LEU:HB2	4:D:485:ILE:HG13	1.94	0.49
1:E:35:VAL:O	1:E:36:ILE:HD13	2.13	0.49
1:E:207:LYS:HE3	2:F:172:SER:HA	1.94	0.49
2:F:160:THR:HA	2:F:163:GLU:HB2	1.94	0.49
2:F:303:HIS:HA	2:F:306:ARG:NH2	2.27	0.49
3:G:437:LYS:CD	3:G:800:ASN:ND2	2.72	0.49
3:G:568:PHE:CE1	3:G:575:PRO:CD	2.82	0.49
3:G:599:LYS:HE2	3:G:611:VAL:CG1	2.40	0.49
3:G:758:GLU:OE1	3:G:758:GLU:HA	2.12	0.49
3:G:795:ALA:O	3:G:796:PHE:C	2.55	0.49
3:G:872:PHE:CZ	3:G:979:LYS:HE2	2.47	0.49
3:G:969:ALA:C	3:G:971:PRO:HD2	2.37	0.49
3:G:998:VAL:O	3:G:998:VAL:HG12	2.12	0.49
3:G:1036:LEU:O	3:G:1037:GLU:HG3	2.12	0.49
3:G:1097:GLY:C	3:G:1099:ILE:N	2.66	0.49
3:G:1151:SER:HA	3:G:1189:SER:HB2	1.92	0.49
4:H:246:PRO:HG3	4:H:311:GLY:CA	2.40	0.49
4:H:574:LEU:N	4:H:574:LEU:CD1	2.73	0.49
1:A:158:VAL:HA	1:A:333:PRO:HA	1.93	0.49
2:B:404:SER:O	2:B:407:GLY:N	2.45	0.49
3:C:437:LYS:HD2	3:C:802:ILE:CD1	2.42	0.49

Continued on next page...

Continued from previous page...

Atom-1	Atom-2	Interatomic distance (Å)	Clash overlap (Å)
3:C:561:ALA:HA	3:C:584:CYS:HA	1.94	0.49
3:C:651:ILE:HG13	3:C:656:ALA:HB3	1.95	0.49
3:C:753:LEU:HD12	3:C:756:MET:HE1	1.95	0.49
3:C:969:ALA:C	3:C:971:PRO:HD2	2.38	0.49
3:C:988:LYS:O	3:C:992:GLN:HG3	2.12	0.49
3:C:1312:ASN:HD22	3:C:1315:CYS:CB	2.17	0.49
4:D:164:ARG:NH1	4:D:167:ARG:NH2	2.58	0.49
4:D:494:ARG:O	4:D:498:ILE:HG12	2.13	0.49
1:E:84:TYR:HD1	1:E:100:GLN:C	2.20	0.49
2:F:148:GLN:HA	2:F:148:GLN:OE1	2.13	0.49
2:F:184:TYR:CE1	2:F:210:PRO:O	2.65	0.49
2:F:441:LEU:HD21	2:F:447:PHE:CD1	2.47	0.49
3:G:636:GLY:HA3	3:G:639:ILE:CD1	2.38	0.49
3:G:651:ILE:HG22	3:G:652:ASN:H	1.77	0.49
3:G:710:GLU:O	3:G:711:LEU:C	2.55	0.49
3:G:762:LEU:N	3:G:763:PRO:CD	2.75	0.49
3:G:1253:LYS:O	3:G:1254:ASP:C	2.55	0.49
3:G:1376:LYS:HE2	3:G:1376:LYS:CA	2.42	0.49
4:H:385:LYS:CA	4:H:390:GLU:OE1	2.56	0.49
1:A:60:PHE:HB3	1:A:65:ASP:HB2	1.94	0.49
1:A:103:GLU:OE1	1:A:176:LYS:HB3	2.12	0.49
1:A:104:LYS:HE2	1:A:314:ASN:C	2.38	0.49
1:A:244:LEU:HD11	1:A:256:GLN:HE22	1.76	0.49
3:C:362:PHE:CE2	3:C:664:ARG:HB3	2.47	0.49
3:C:979:LYS:O	3:C:982:GLU:HB3	2.12	0.49
3:C:990:MET:HG2	3:C:994:MET:HE2	1.91	0.49
3:C:1246:PHE:O	3:C:1249:HIS:HB2	2.13	0.49
3:C:1392:LEU:HD13	3:C:1441:LEU:CD2	2.42	0.49
4:D:292:LYS:CD	4:D:293:GLU:H	2.24	0.49
1:E:132:TRP:CD2	1:E:344:PRO:HG2	2.48	0.49
1:E:208:ILE:HD12	1:E:212:ILE:CG2	2.41	0.49
1:E:402:LEU:C	1:E:406:ARG:NH1	2.70	0.49
2:F:369:LYS:C	2:F:371:ILE:H	2.19	0.49
3:G:360:PHE:CE2	3:G:379:MET:HE3	2.47	0.49
3:G:643:GLU:HA	3:G:646:VAL:HG23	1.93	0.49
3:G:682:ARG:C	3:G:682:ARG:CD	2.85	0.49
3:G:1019:PHE:O	3:G:1021:LEU:N	2.46	0.49
4:H:398:PHE:O	4:H:399:GLU:C	2.56	0.49
1:A:113:THR:HG23	1:A:163:ARG:CZ	2.43	0.49
1:A:291:TRP:HA	1:A:291:TRP:HE3	1.78	0.49
3:C:648:LEU:CD2	3:C:670:MET:SD	3.00	0.49

Continued on next page...

Continued from previous page...

Atom-1	Atom-2	Interatomic distance (Å)	Clash overlap (Å)
3:C:786:GLU:O	3:C:787:ARG:C	2.55	0.49
3:C:971:PRO:O	3:C:972:LEU:C	2.55	0.49
3:C:1010:THR:O	3:C:1011:ASN:CB	2.57	0.49
3:C:1021:LEU:O	3:C:1022:GLY:C	2.52	0.49
3:C:1340:LYS:O	3:C:1343:ASP:N	2.45	0.49
4:D:372:PRO:O	4:D:418:SER:HB3	2.13	0.49
4:D:522:TYR:CD2	4:D:522:TYR:N	2.80	0.49
4:D:576:LEU:O	4:D:577:ARG:HB2	2.12	0.49
1:E:62:ASN:H	1:E:65:ASP:CG	2.19	0.49
2:F:411:ILE:O	2:F:414:LEU:HB2	2.11	0.49
3:G:351:ASP:O	3:G:355:GLN:C	2.55	0.49
3:G:561:ALA:HA	3:G:584:CYS:HA	1.94	0.49
3:G:602:ILE:HG22	3:G:603:GLU:N	2.27	0.49
3:G:616:ARG:NH2	3:G:657:PRO:HD3	2.28	0.49
3:G:777:SER:O	3:G:778:ARG:C	2.56	0.49
3:G:1038:ILE:HG13	3:G:1039:ASP:H	1.76	0.49
3:G:1340:LYS:O	3:G:1343:ASP:N	2.44	0.49
3:G:1348:CYS:SG	3:G:1353:CYS:CB	2.90	0.49
3:G:1401:ALA:HB2	3:G:1430:TYR:CD1	2.47	0.49
3:G:1402:GLU:O	3:G:1406:GLU:HG3	2.13	0.49
1:A:139:ILE:HD13	1:A:339:VAL:HG13	1.94	0.49
2:B:22:TYR:HB3	2:B:23:PRO:HD3	1.94	0.49
2:B:27:GLN:NE2	2:B:29:TYR:HD2	2.10	0.49
2:B:42:PHE:CD1	2:B:105:ILE:HD11	2.48	0.49
2:B:105:ILE:C	2:B:107:ARG:H	2.21	0.49
2:B:336:MET:CG	2:B:337:ASP:H	2.14	0.49
2:B:376:PRO:HB3	2:B:382:HIS:CD2	2.48	0.49
3:C:556:GLU:HG2	3:C:650:ARG:HH21	1.78	0.49
3:C:643:GLU:O	3:C:644:LEU:C	2.56	0.49
3:C:740:TYR:C	3:C:740:TYR:CD1	2.90	0.49
3:C:929:MET:O	3:C:929:MET:HG2	2.13	0.49
3:C:1300:GLY:N	3:C:1303:MET:HG3	2.28	0.49
3:C:1307:LEU:HD13	3:C:1430:TYR:CZ	2.47	0.49
4:D:193:LEU:CD1	4:D:462:LEU:HD11	2.38	0.49
4:D:479:HIS:HD1	4:D:509:TYR:HE2	1.59	0.49
4:D:512:TYR:CD1	4:D:513:PRO:HA	2.48	0.49
1:E:16:TYR:CD1	1:E:20:LEU:HB2	2.48	0.49
1:E:74:ASN:N	1:E:75:PRO:HD3	2.27	0.49
1:E:168:TRP:CZ2	1:E:320:PRO:HD3	2.48	0.49
1:E:206:GLU:OE2	1:E:289:GLY:HA2	2.11	0.49
1:E:402:LEU:HD13	1:E:402:LEU:N	2.28	0.49

Continued on next page...

Continued from previous page...

Atom-1	Atom-2	Interatomic distance (Å)	Clash overlap (Å)
2:F:215:VAL:O	2:F:218:ILE:HB	2.13	0.49
3:G:761:VAL:HB	3:G:762:LEU:HD23	1.94	0.49
3:G:1097:GLY:O	3:G:1098:GLN:C	2.55	0.49
4:H:287:ASP:HB3	4:H:315:VAL:HA	1.94	0.49
4:H:495:PHE:O	4:H:497:ARG:N	2.45	0.49
1:A:42:HIS:O	1:A:83:VAL:HA	2.13	0.49
1:A:50:LYS:H	1:A:50:LYS:HD2	1.78	0.49
2:B:285:PRO:HB2	2:B:286:PRO:HD2	1.94	0.49
2:B:300:HIS:HA	2:B:331:PHE:HE1	1.78	0.49
2:B:443:HIS:ND1	2:B:445:ASN:N	2.60	0.49
3:C:350:GLU:HB3	3:C:359:VAL:HG22	1.95	0.49
3:C:387:LEU:HD23	3:C:476:VAL:CG2	2.42	0.49
3:C:418:ASP:C	3:C:418:ASP:OD2	2.56	0.49
3:C:559:ALA:HA	3:C:585:VAL:O	2.12	0.49
3:C:651:ILE:CG2	3:C:652:ASN:N	2.74	0.49
3:C:759:LEU:HB2	3:C:761:VAL:CG2	2.42	0.49
3:C:1018:VAL:O	3:C:1021:LEU:HB3	2.13	0.49
3:C:1097:GLY:O	3:C:1098:GLN:C	2.55	0.49
3:C:1369:PRO:HG3	3:C:1379:LEU:HB2	1.95	0.49
4:D:226:GLU:O	4:D:227:LEU:C	2.53	0.49
4:D:364:ILE:O	4:D:367:ILE:N	2.46	0.49
4:D:535:PRO:HG2	4:D:554:CYS:SG	2.53	0.49
2:F:311:LEU:HB3	2:F:364:PRO:HG3	1.94	0.49
2:F:398:LEU:HD12	2:F:408:ILE:HG23	1.95	0.49
2:F:449:CYS:O	2:F:452:GLN:N	2.40	0.49
3:G:1267:LEU:HD23	3:G:1271:GLU:OE2	2.12	0.49
3:G:1290:ASN:ND2	3:G:1292:TYR:HE1	2.08	0.49
3:G:1395:TYR:CD1	3:G:1398:ILE:HD11	2.40	0.49
4:H:355:ILE:O	4:H:357:TYR:HD1	1.95	0.49
4:H:495:PHE:C	4:H:497:ARG:N	2.70	0.49
1:A:144:ARG:NH1	1:A:145:ALA:HA	2.28	0.49
2:B:308:GLN:HA	2:B:365:PHE:CE2	2.48	0.49
3:C:777:SER:O	3:C:778:ARG:C	2.56	0.49
3:C:1054:LYS:HD3	3:C:1076:GLY:O	2.13	0.49
3:C:1094:PHE:CZ	3:C:1115:ARG:HG2	2.48	0.49
3:C:1415:ASP:HA	3:C:1418:LYS:HB3	1.94	0.49
3:C:1423:THR:O	3:C:1424:PRO:C	2.55	0.49
4:D:563:THR:O	4:D:564:LYS:HG3	2.12	0.49
2:F:276:ILE:HA	2:F:279:LEU:HG	1.95	0.49
2:F:285:PRO:HG2	2:F:287:CYS:SG	2.53	0.49
3:G:439:TYR:C	3:G:439:TYR:CD2	2.91	0.49

Continued on next page...

Continued from previous page...

Atom-1	Atom-2	Interatomic distance (Å)	Clash overlap (Å)
3:G:629:ILE:CG2	3:G:631:PRO:HD3	2.35	0.49
3:G:659:TRP:HZ2	3:G:667:ARG:O	1.96	0.49
3:G:974:ALA:O	3:G:975:LEU:C	2.55	0.49
3:G:1026:LYS:O	3:G:1027:SER:C	2.56	0.49
3:G:1217:HIS:N	3:G:1218:PRO:CD	2.76	0.49
3:G:1224:CYS:HA	3:G:1227:ILE:CD1	2.43	0.49
3:G:1244:THR:O	3:G:1248:VAL:HG23	2.13	0.49
3:G:1279:PHE:HB2	3:G:1395:TYR:CE1	2.48	0.49
3:G:1294:ASN:OD1	3:G:1397:TYR:CZ	2.66	0.49
3:G:1305:PRO:O	3:G:1308:TYR:N	2.44	0.49
4:H:196:LEU:HD12	4:H:197:GLY:H	1.77	0.49
1:A:56:ARG:O	1:A:58:GLN:HG2	2.13	0.49
1:A:350:ILE:HA	1:A:353:ILE:CG1	2.43	0.49
2:B:75:GLU:HB3	2:B:130:PHE:CZ	2.43	0.49
2:B:114:GLU:O	2:B:118:ARG:HG3	2.13	0.49
2:B:143:PHE:O	2:B:147:SER:OG	2.18	0.49
3:C:598:PHE:CZ	3:C:738:LEU:HB3	2.48	0.49
3:C:703:CYS:SG	3:C:706:TYR:OH	2.68	0.49
3:C:759:LEU:O	3:C:761:VAL:N	2.46	0.49
3:C:850:GLY:HA2	3:C:1226:PRO:O	2.13	0.49
3:C:1221:ALA:C	3:C:1223:ILE:H	2.20	0.49
3:C:1231:ASP:OD1	3:C:1231:ASP:C	2.55	0.49
4:D:421:VAL:CG1	4:D:421:VAL:O	2.60	0.49
4:D:512:TYR:HA	4:D:514:PRO:HD3	1.94	0.49
4:D:561:ARG:HG3	4:D:564:LYS:CE	2.43	0.49
1:E:355:ARG:HH11	1:E:355:ARG:CB	2.25	0.49
2:F:358:LYS:CG	2:F:359:ARG:N	2.58	0.49
3:G:558:ILE:HD11	3:G:741:LEU:HD21	1.94	0.49
3:G:642:PHE:O	3:G:646:VAL:HG23	2.13	0.49
3:G:795:ALA:HB2	3:G:914:GLU:HG3	1.95	0.49
3:G:1116:LEU:CA	3:G:1119:ILE:HG12	2.43	0.49
3:G:1175:VAL:HG12	3:G:1176:SER:N	2.27	0.49
3:G:1192:ALA:C	3:G:1193:TYR:CD1	2.84	0.49
4:H:226:GLU:O	4:H:227:LEU:C	2.56	0.49
4:H:543:GLU:O	4:H:543:GLU:HG3	2.12	0.49
4:H:564:LYS:O	4:H:565:GLY:C	2.55	0.49
1:A:157:TRP:CB	1:A:334:ILE:HD12	2.42	0.48
2:B:120:PHE:O	2:B:121:ILE:C	2.55	0.48
2:B:265:GLN:CB	2:B:362:TYR:CE2	2.92	0.48
2:B:280:SER:N	2:B:284:PHE:CE1	2.81	0.48
3:C:598:PHE:CE1	3:C:735:SER:HA	2.49	0.48

Continued on next page...

Continued from previous page...

Atom-1	Atom-2	Interatomic distance (Å)	Clash overlap (Å)
3:C:719:GLU:OE1	3:C:720:ARG:N	2.46	0.48
3:C:721:VAL:HG12	3:C:722:VAL:H	1.77	0.48
3:C:878:THR:HB	3:C:902:PRO:HG3	1.94	0.48
3:C:918:LEU:HD12	3:C:953:ALA:HB2	1.94	0.48
3:C:1188:ALA:HA	3:C:1191:ARG:HE	1.76	0.48
4:D:217:ARG:O	4:D:218:GLU:C	2.56	0.48
1:E:118:VAL:HG11	1:E:300:TYR:O	2.13	0.48
2:F:382:HIS:CD2	2:F:382:HIS:C	2.91	0.48
3:G:437:LYS:CE	3:G:800:ASN:ND2	2.76	0.48
3:G:982:GLU:O	3:G:984:LEU:N	2.46	0.48
3:G:1113:GLN:O	3:G:1117:ILE:HG13	2.13	0.48
3:G:1307:LEU:N	3:G:1307:LEU:HD12	2.27	0.48
3:G:1388:LEU:HD21	4:H:209:MET:CE	2.40	0.48
4:H:257:ILE:CG2	4:H:270:VAL:HG13	2.43	0.48
4:H:267:ASN:N	4:H:267:ASN:OD1	2.46	0.48
1:A:106:LEU:HD21	1:A:185:ILE:HD12	1.94	0.48
1:A:298:LEU:C	1:A:300:TYR:H	2.21	0.48
1:A:345:PHE:CD1	1:A:345:PHE:N	2.82	0.48
2:B:39:LEU:HD11	2:B:245:ARG:CD	2.43	0.48
2:B:367:CYS:C	2:B:369:LYS:N	2.67	0.48
3:C:1430:TYR:C	3:C:1432:LYS:N	2.71	0.48
4:D:297:PHE:N	4:D:300:GLN:OE1	2.46	0.48
4:D:458:GLU:CD	4:D:473:SER:H	2.21	0.48
1:E:30:LEU:HD11	1:E:80:ILE:CD1	2.41	0.48
3:G:484:LEU:HD12	3:G:488:LEU:HD23	1.95	0.48
3:G:522:LYS:HG3	3:G:525:LEU:CD1	2.42	0.48
3:G:599:LYS:O	3:G:602:ILE:HB	2.12	0.48
3:G:664:ARG:HG3	3:G:688:ARG:NE	2.28	0.48
3:G:900:GLU:O	3:G:901:LEU:C	2.56	0.48
3:G:1345:TRP:CH2	3:G:1358:ARG:HD3	2.48	0.48
4:H:248:GLN:HA	4:H:309:THR:HG22	1.95	0.48
4:H:508:TYR:CE2	4:H:531:LEU:HD22	2.48	0.48
1:A:46:SER:HB3	1:A:79:ASP:HB2	1.95	0.48
1:A:169:VAL:HG12	1:A:174:VAL:HG11	1.95	0.48
1:A:410:LEU:O	1:A:412:LYS:N	2.46	0.48
2:B:32:PRO:CA	2:B:104:PHE:HE2	2.25	0.48
2:B:313:LEU:O	2:B:316:ILE:CG1	2.61	0.48
2:B:320:LEU:HA	2:B:353:PHE:CE1	2.48	0.48
3:C:362:PHE:HE2	3:C:664:ARG:HB3	1.79	0.48
3:C:858:LEU:HD13	3:C:1007:MET:CE	2.42	0.48
3:C:1158:ALA:CA	3:C:1161:ILE:HD12	2.42	0.48

Continued on next page...

Continued from previous page...

Atom-1	Atom-2	Interatomic distance (Å)	Clash overlap (Å)
3:C:1215:GLN:O	3:C:1218:PRO:HD2	2.12	0.48
4:D:240:PHE:HA	4:D:252:THR:O	2.12	0.48
1:E:55:ILE:CG1	1:E:56:ARG:N	2.76	0.48
1:E:129:PRO:HG3	1:E:345:PHE:CE2	2.48	0.48
1:E:135:MET:SD	1:E:165:VAL:HG22	2.54	0.48
1:E:264:ASN:OD1	1:E:266:LEU:HB2	2.13	0.48
3:G:854:LYS:CB	3:G:1011:ASN:HA	2.43	0.48
3:G:876:PHE:CE2	3:G:960:LEU:HD11	2.49	0.48
3:G:1019:PHE:O	3:G:1022:GLY:N	2.46	0.48
3:G:1045:LYS:N	3:G:1058:LEU:O	2.44	0.48
3:G:1122:ASN:HA	3:G:1125:ASN:HD21	1.78	0.48
4:H:356:THR:HG1	4:H:358:ASP:CG	2.21	0.48
4:H:364:ILE:O	4:H:367:ILE:N	2.46	0.48
4:H:383:ASP:OD1	4:H:385:LYS:HB2	2.13	0.48
1:A:84:TYR:CD1	1:A:101:ALA:HA	2.48	0.48
1:A:89:ASN:ND2	1:A:90:GLN:HG3	2.29	0.48
1:A:343:ASP:OD1	1:A:346:THR:HG23	2.13	0.48
4:D:424:PRO:HG2	4:D:458:GLU:HB3	1.95	0.48
1:E:37:LYS:C	1:E:38:ASN:ND2	2.65	0.48
1:E:56:ARG:HG2	1:E:57:TYR:HD2	1.77	0.48
2:F:284:PHE:HB3	2:F:288:MET:HB2	1.94	0.48
3:G:648:LEU:O	3:G:651:ILE:HG22	2.14	0.48
3:G:691:CYS:HA	3:G:780:LEU:HD22	1.94	0.48
3:G:698:LYS:HA	3:G:706:TYR:CE1	2.48	0.48
3:G:786:GLU:O	3:G:787:ARG:C	2.57	0.48
3:G:926:LYS:CA	3:G:926:LYS:HZ3	2.25	0.48
3:G:979:LYS:O	3:G:982:GLU:HB3	2.14	0.48
3:G:1439:GLN:O	3:G:1442:SER:HB3	2.12	0.48
4:H:360:LEU:O	4:H:364:ILE:HG13	2.14	0.48
4:H:435:TYR:HD1	4:H:435:TYR:C	2.21	0.48
1:A:112:MET:HB3	1:A:163:ARG:HB2	1.94	0.48
2:B:42:PHE:CD1	3:C:1449:VAL:HG11	2.48	0.48
2:B:240:VAL:C	2:B:242:SER:H	2.21	0.48
3:C:635:VAL:O	3:C:635:VAL:CG2	2.60	0.48
4:D:161:TYR:CZ	4:D:359:PRO:HG3	2.48	0.48
4:D:202:LEU:HD21	4:D:439:PRO:HD3	1.94	0.48
4:D:288:LEU:O	4:D:291:LEU:N	2.41	0.48
4:D:307:ILE:HG13	4:D:315:VAL:CG2	2.43	0.48
4:D:447:ARG:NH2	4:D:450:LYS:HB2	2.28	0.48
1:E:14:LYS:HA	1:E:74:ASN:OD1	2.13	0.48
1:E:37:LYS:CG	1:E:38:ASN:N	2.76	0.48

Continued on next page...

Continued from previous page...

Atom-1	Atom-2	Interatomic distance (Å)	Clash overlap (Å)
1:E:141:ILE:HD12	1:E:303:PRO:HD3	1.95	0.48
1:E:156:LEU:HB2	1:E:398:PHE:CE1	2.48	0.48
1:E:246:LEU:CD1	1:E:296:ILE:HG12	2.44	0.48
3:G:489:MET:HE3	3:G:793:LEU:HB3	1.95	0.48
3:G:505:GLN:C	3:G:506:LEU:HD23	2.38	0.48
3:G:523:PRO:C	3:G:525:LEU:H	2.21	0.48
3:G:533:SER:OG	3:G:534:PRO:CD	2.60	0.48
3:G:731:MET:HG2	3:G:737:GLN:HB3	1.95	0.48
3:G:843:LEU:HD11	3:G:845:LEU:HD23	1.92	0.48
3:G:922:ARG:NH1	3:G:950:LYS:HD2	2.26	0.48
3:G:982:GLU:C	3:G:984:LEU:H	2.21	0.48
3:G:1277:GLU:OE1	3:G:1337:PHE:CZ	2.66	0.48
4:H:540:ILE:O	4:H:541:PRO:O	2.31	0.48
1:A:142:ILE:HD11	1:A:189:LEU:HB3	1.93	0.48
1:A:147:LYS:CB	1:A:155:ARG:CZ	2.92	0.48
1:A:157:TRP:CE3	1:A:166:HIS:O	2.67	0.48
2:B:235:ARG:HD3	3:C:898:ILE:HB	1.95	0.48
2:B:421:GLN:O	2:B:425:GLN:HG3	2.14	0.48
3:C:349:TYR:O	3:C:359:VAL:HG13	2.13	0.48
3:C:484:LEU:HD12	3:C:488:LEU:CD2	2.44	0.48
3:C:507:LEU:HD12	3:C:507:LEU:N	2.24	0.48
3:C:760:ASN:HB3	3:C:944:ILE:HD11	1.96	0.48
4:D:319:LEU:O	4:D:320:TYR:C	2.56	0.48
4:D:332:GLU:OE2	4:D:332:GLU:CA	2.62	0.48
4:D:400:ASP:O	4:D:402:PHE:N	2.46	0.48
1:E:26:TYR:HD2	1:E:66:LEU:HD21	1.78	0.48
1:E:210:PRO:O	1:E:211:PHE:C	2.55	0.48
2:F:93:TYR:O	2:F:94:GLU:C	2.57	0.48
2:F:308:GLN:HE22	2:F:383:GLY:N	2.10	0.48
3:G:585:VAL:HB	3:G:621:PHE:CD2	2.49	0.48
3:G:693:VAL:HG23	3:G:694:GLU:N	2.28	0.48
3:G:1097:GLY:O	3:G:1100:LEU:N	2.41	0.48
3:G:1328:ASN:CG	4:H:398:PHE:CE2	2.92	0.48
3:G:1425:LYS:O	3:G:1428:GLN:N	2.47	0.48
4:H:170:VAL:CG1	4:H:594:GLN:HG3	2.43	0.48
4:H:244:LEU:O	4:H:246:PRO:HD3	2.13	0.48
4:H:525:PHE:CD1	4:H:529:ALA:HB3	2.49	0.48
1:A:110:ILE:HG12	1:A:305:LEU:CD2	2.42	0.48
1:A:160:SER:HB3	1:A:166:HIS:CD2	2.49	0.48
1:A:279:TYR:CE1	1:A:283:ILE:HG13	2.49	0.48
2:B:146:ASP:O	2:B:147:SER:O	2.32	0.48

Continued on next page...

Continued from previous page...

Atom-1	Atom-2	Interatomic distance (Å)	Clash overlap (Å)
2:B:425:GLN:O	2:B:428:PHE:N	2.47	0.48
3:C:433:LYS:O	3:C:454:GLU:HB3	2.13	0.48
3:C:843:LEU:HD23	3:C:981:ARG:O	2.13	0.48
3:C:846:ASP:HA	3:C:847:PRO:HD2	1.73	0.48
3:C:854:LYS:O	3:C:856:ILE:HD12	2.14	0.48
3:C:948:ALA:C	3:C:950:LYS:N	2.68	0.48
3:C:1118:GLU:O	3:C:1122:ASN:ND2	2.47	0.48
3:C:1211:TYR:CA	3:C:1215:GLN:HB2	2.42	0.48
3:C:1305:PRO:O	3:C:1307:LEU:N	2.46	0.48
3:C:1426:VAL:O	3:C:1429:ASP:HB2	2.13	0.48
4:D:356:THR:OG1	4:D:358:ASP:CG	2.56	0.48
4:D:376:ILE:HD11	4:D:464:ILE:HD11	1.95	0.48
4:D:493:ASP:C	4:D:493:ASP:OD1	2.57	0.48
2:F:148:GLN:O	2:F:149:LEU:HB2	2.12	0.48
2:F:192:LEU:HA	2:F:195:PHE:CD2	2.48	0.48
2:F:371:ILE:CD1	2:F:384:CYS:HB3	2.42	0.48
3:G:602:ILE:HG22	3:G:603:GLU:OE1	2.13	0.48
3:G:1077:LEU:HD23	3:G:1077:LEU:N	2.28	0.48
3:G:1217:HIS:CD2	3:G:1246:PHE:HZ	2.32	0.48
4:H:514:PRO:O	4:H:515:GLN:C	2.54	0.48
1:A:89:ASN:HD22	1:A:89:ASN:N	2.10	0.48
1:A:188:TYR:CZ	2:B:202:LEU:HD12	2.48	0.48
2:B:53:LEU:HD11	2:B:124:GLU:CD	2.39	0.48
2:B:447:PHE:CD2	2:B:447:PHE:O	2.66	0.48
3:C:549:ASN:HD21	3:C:552:ASN:C	2.21	0.48
3:C:795:ALA:O	3:C:796:PHE:C	2.57	0.48
3:C:953:ALA:CA	3:C:956:MET:HG2	2.43	0.48
3:C:1088:ALA:O	3:C:1092:GLY:N	2.41	0.48
4:D:382:LEU:HD22	4:D:401:ILE:HG21	1.95	0.48
1:E:168:TRP:CH2	1:E:320:PRO:HD3	2.49	0.48
2:F:164:GLN:NE2	2:F:176:LEU:CD1	2.73	0.48
2:F:260:GLN:NE2	2:F:260:GLN:HA	2.29	0.48
2:F:306:ARG:NE	2:F:345:TYR:HE1	2.12	0.48
2:F:413:ASP:HA	2:F:416:LYS:HD3	1.96	0.48
3:G:364:LYS:HZ3	3:G:538:VAL:HG23	1.77	0.48
3:G:725:MET:CA	3:G:728:ILE:HD11	2.38	0.48
3:G:725:MET:O	3:G:728:ILE:HG13	2.14	0.48
3:G:796:PHE:CD1	3:G:910:ILE:HG12	2.48	0.48
3:G:966:ARG:O	3:G:967:PHE:HD2	1.96	0.48
4:H:252:THR:HG22	4:H:305:GLU:HB2	1.95	0.48
1:A:5:ASP:HA	1:A:6:PRO:HD2	1.73	0.48

Continued on next page...

Continued from previous page...

Atom-1	Atom-2	Interatomic distance (Å)	Clash overlap (Å)
1:A:68:LYS:HE3	1:A:72:LYS:HZ2	1.73	0.48
2:B:49:ARG:HB2	2:B:102:SER:CB	2.33	0.48
2:B:211:LEU:O	2:B:212:LYS:C	2.56	0.48
2:B:365:PHE:CD1	2:B:369:LYS:HD3	2.49	0.48
3:C:868:ILE:C	3:C:870:GLN:H	2.21	0.48
3:C:975:LEU:O	3:C:978:TYR:HB3	2.13	0.48
3:C:1019:PHE:HE1	3:C:1040:ILE:HG21	1.77	0.48
3:C:1142:ASP:O	3:C:1144:GLN:N	2.46	0.48
3:C:1149:LYS:HD3	3:C:1150:LYS:HG3	1.95	0.48
3:C:1283:CYS:HB2	3:C:1310:CYS:SG	2.54	0.48
3:C:1363:GLN:OE1	3:C:1370:LEU:HD23	2.13	0.48
3:C:1425:LYS:O	3:C:1428:GLN:N	2.47	0.48
3:C:1432:LYS:HA	3:C:1435:ASN:HD22	1.79	0.48
4:D:164:ARG:HH11	4:D:164:ARG:CG	2.27	0.48
1:E:114:ASP:O	1:E:304:ARG:NH1	2.46	0.48
1:E:161:GLY:HA3	1:E:324:HIS:HD2	1.78	0.48
1:E:269:TRP:CZ2	1:E:297:MET:HE3	2.48	0.48
3:G:439:TYR:CD2	3:G:440:ALA:N	2.82	0.48
3:G:586:VAL:CB	3:G:742:LEU:HD21	2.43	0.48
3:G:588:LYS:HB2	3:G:589:PRO:HD2	1.95	0.48
3:G:861:PHE:CD2	3:G:1038:ILE:HA	2.48	0.48
4:H:296:LEU:HD23	4:H:300:GLN:HE22	1.77	0.48
4:H:394:LEU:HD22	4:H:401:ILE:HD13	1.95	0.48
4:H:520:ILE:CG2	4:H:521:ASP:N	2.74	0.48
1:A:352:PHE:O	1:A:356:GLU:HG3	2.14	0.48
2:B:78:LEU:HD12	2:B:130:PHE:CE2	2.49	0.48
3:C:437:LYS:CB	3:C:802:ILE:HD11	2.43	0.48
3:C:693:VAL:CG1	3:C:755:ILE:HG22	2.44	0.48
3:C:852:TYR:CE1	3:C:999:ILE:HG21	2.49	0.48
3:C:864:LEU:N	3:C:866:PRO:HD2	2.29	0.48
3:C:935:ASN:HD22	3:C:936:PRO:N	2.11	0.48
3:C:1083:ASP:O	3:C:1135:ILE:HG23	2.13	0.48
3:C:1184:SER:C	3:C:1186:LEU:N	2.72	0.48
1:E:151:GLY:O	1:E:153:LYS:HG2	2.13	0.48
1:E:262:SER:O	1:E:268:ARG:NH2	2.46	0.48
2:F:38:SER:HA	3:G:1447:SER:O	2.13	0.48
2:F:51:LYS:NZ	2:F:260:GLN:HG2	2.28	0.48
2:F:362:TYR:O	2:F:362:TYR:CD2	2.67	0.48
2:F:385:PRO:CG	2:F:386:PHE:H	2.21	0.48
2:F:441:LEU:CD2	2:F:447:PHE:HD1	2.26	0.48
3:G:563:LEU:CD2	3:G:746:TRP:HE1	2.26	0.48

Continued on next page...

Continued from previous page...

Atom-1	Atom-2	Interatomic distance (Å)	Clash overlap (Å)
3:G:788:ASN:HD22	3:G:956:MET:HE3	1.78	0.48
3:G:803:VAL:HB	3:G:804:PRO:HD3	1.92	0.48
3:G:988:LYS:HE2	3:G:988:LYS:HB3	1.63	0.48
3:G:1207:ASP:O	3:G:1208:THR:C	2.56	0.48
3:G:1334:ILE:O	3:G:1334:ILE:CG2	2.61	0.48
3:G:1335:ARG:NH2	4:H:431:HIS:O	2.45	0.48
4:H:297:PHE:CZ	4:H:300:GLN:HA	2.49	0.48
4:H:344:VAL:HG11	4:H:539:ILE:HG21	1.96	0.48
4:H:571:PHE:HE2	4:H:597:ARG:O	1.97	0.48
1:A:26:TYR:OH	1:A:80:ILE:HG12	2.14	0.47
1:A:146:LEU:HB2	1:A:155:ARG:CD	2.41	0.47
3:C:740:TYR:HD1	3:C:740:TYR:C	2.21	0.47
3:C:900:GLU:O	3:C:901:LEU:C	2.57	0.47
3:C:1044:PHE:CD1	3:C:1057:ALA:HB1	2.49	0.47
3:C:1104:SER:O	3:C:1105:ARG:C	2.57	0.47
4:D:196:LEU:HG	4:D:197:GLY:N	2.29	0.47
4:D:308:ASN:CG	4:D:311:GLY:HA2	2.36	0.47
4:D:458:GLU:OE1	4:D:472:THR:HA	2.12	0.47
4:D:494:ARG:O	4:D:497:ARG:HB3	2.14	0.47
4:D:548:VAL:HG22	4:D:557:VAL:HG13	1.96	0.47
4:D:561:ARG:HG3	4:D:564:LYS:NZ	2.29	0.47
1:E:150:PHE:HB3	1:E:152:PHE:CE1	2.48	0.47
1:E:389:ALA:N	1:E:390:PRO:HD2	2.29	0.47
2:F:26:LEU:HG	2:F:131:ARG:HB3	1.95	0.47
2:F:94:GLU:HG3	2:F:95:PRO:CD	2.43	0.47
2:F:240:VAL:C	2:F:242:SER:H	2.21	0.47
2:F:425:GLN:O	2:F:428:PHE:N	2.47	0.47
3:G:583:PHE:C	3:G:583:PHE:HD1	2.21	0.47
3:G:589:PRO:HG3	3:G:592:CYS:HB2	1.95	0.47
3:G:607:VAL:C	3:G:609:VAL:H	2.20	0.47
3:G:618:LEU:O	3:G:621:PHE:HB3	2.13	0.47
3:G:944:ILE:O	3:G:946:GLN:N	2.46	0.47
3:G:1047:LEU:HD12	3:G:1056:ALA:O	2.14	0.47
3:G:1345:TRP:CE3	3:G:1345:TRP:HA	2.47	0.47
4:H:227:LEU:HD11	4:H:231:LEU:HD21	1.94	0.47
1:A:111:ASP:CG	1:A:112:MET:N	2.72	0.47
1:A:202:VAL:HG11	1:A:298:LEU:CB	2.43	0.47
1:A:335:ASP:CG	1:A:338:LYS:HG2	2.38	0.47
2:B:279:LEU:C	2:B:284:PHE:CE1	2.92	0.47
2:B:370:ILE:O	2:B:370:ILE:HG22	2.13	0.47
4:D:195:VAL:HA	4:D:462:LEU:HD12	1.96	0.47

Continued on next page...

Continued from previous page...

Atom-1	Atom-2	Interatomic distance (Å)	Clash overlap (Å)
4:D:343:LEU:O	4:D:344:VAL:HG13	2.14	0.47
4:D:477:LEU:HD11	4:D:540:ILE:HB	1.95	0.47
4:D:561:ARG:HG3	4:D:564:LYS:HE2	1.96	0.47
2:F:146:ASP:O	2:F:147:SER:O	2.32	0.47
2:F:266:GLY:O	2:F:267:ASN:O	2.32	0.47
2:F:414:LEU:O	2:F:415:VAL:C	2.55	0.47
3:G:362:PHE:N	3:G:362:PHE:CD1	2.82	0.47
3:G:774:ASN:C	3:G:775:ILE:HG13	2.39	0.47
3:G:1279:PHE:HB2	3:G:1395:TYR:HE1	1.79	0.47
4:H:171:VAL:HG23	4:H:595:VAL:HG12	1.96	0.47
4:H:194:LYS:HG3	4:H:463:SER:CB	2.26	0.47
4:H:407:ARG:O	4:H:410:ILE:N	2.48	0.47
1:A:88:PRO:C	1:A:90:GLN:H	2.23	0.47
1:A:147:LYS:CB	1:A:155:ARG:NH2	2.77	0.47
1:A:226:TYR:HA	1:A:230:ASN:HB2	1.96	0.47
1:A:276:ALA:HA	1:A:279:TYR:HB3	1.97	0.47
2:B:135:LEU:HB2	2:B:140:ILE:CG1	2.44	0.47
3:C:543:SER:HB2	3:C:749:ALA:H	1.76	0.47
3:C:664:ARG:HE	3:C:688:ARG:NH2	2.11	0.47
3:C:978:TYR:N	3:C:981:ARG:HH22	2.11	0.47
3:C:1425:LYS:HG2	3:C:1429:ASP:OD2	2.14	0.47
4:D:398:PHE:O	4:D:399:GLU:C	2.57	0.47
1:E:112:MET:HB2	1:E:163:ARG:HB2	1.97	0.47
1:E:208:ILE:HG22	1:E:208:ILE:O	2.14	0.47
2:F:23:PRO:HD2	2:F:25:CYS:CB	2.43	0.47
3:G:371:GLU:O	3:G:371:GLU:HG2	2.14	0.47
3:G:532:VAL:HG12	3:G:533:SER:N	2.28	0.47
3:G:1050:LEU:HD13	3:G:1226:PRO:CG	2.43	0.47
3:G:1178:VAL:O	3:G:1179:ILE:HD13	2.14	0.47
4:H:247:ALA:O	4:H:309:THR:HA	2.14	0.47
4:H:297:PHE:CE2	4:H:300:GLN:HG3	2.48	0.47
4:H:364:ILE:CA	4:H:367:ILE:HG13	2.45	0.47
1:A:114:ASP:O	1:A:304:ARG:HD2	2.14	0.47
1:A:389:ALA:N	1:A:390:PRO:HD2	2.30	0.47
2:B:128:LEU:HD11	2:B:132:PHE:CE2	2.49	0.47
2:B:135:LEU:HB2	2:B:140:ILE:HG12	1.96	0.47
2:B:390:ASP:OD1	2:B:390:ASP:C	2.57	0.47
3:C:796:PHE:CE1	3:C:910:ILE:HG21	2.49	0.47
3:C:944:ILE:O	3:C:946:GLN:N	2.47	0.47
3:C:1384:SER:OG	3:C:1386:LYS:N	2.47	0.47
4:D:382:LEU:CD1	4:D:389:VAL:HG21	2.41	0.47

Continued on next page...

Continued from previous page...

Atom-1	Atom-2	Interatomic distance (Å)	Clash overlap (Å)
1:E:37:LYS:NZ	1:E:42:HIS:CE1	2.82	0.47
1:E:95:LYS:HA	3:G:448:GLU:CD	2.39	0.47
1:E:131:CYS:HA	1:E:226:TYR:HE1	1.79	0.47
2:F:26:LEU:HB3	2:F:143:PHE:CZ	2.49	0.47
2:F:119:TRP:CE3	2:F:119:TRP:C	2.92	0.47
2:F:302:ARG:HH12	2:F:379:GLY:HA3	1.79	0.47
3:G:392:ARG:NH2	3:G:474:SER:HA	2.29	0.47
3:G:559:ALA:HA	3:G:585:VAL:O	2.13	0.47
3:G:711:LEU:HB3	3:G:755:ILE:HD11	1.96	0.47
3:G:790:PHE:HA	3:G:793:LEU:HD12	1.96	0.47
3:G:864:LEU:C	3:G:866:PRO:CD	2.88	0.47
3:G:919:VAL:O	3:G:919:VAL:HG12	2.14	0.47
3:G:994:MET:O	3:G:996:LEU:HG	2.13	0.47
3:G:1021:LEU:O	3:G:1022:GLY:C	2.55	0.47
3:G:1157:VAL:HG21	3:G:1177:TYR:HB3	1.95	0.47
4:H:378:PHE:CD2	4:H:541:PRO:HG2	2.49	0.47
4:H:574:LEU:HA	4:H:593:VAL:HG22	1.96	0.47
1:A:145:ALA:O	1:A:147:LYS:N	2.47	0.47
1:A:219:ILE:HG22	1:A:219:ILE:O	2.14	0.47
1:A:393:LYS:HZ2	1:A:396:GLU:CD	2.22	0.47
2:B:117:ARG:HG2	2:B:230:LEU:HB3	1.95	0.47
2:B:258:THR:O	2:B:260:GLN:N	2.46	0.47
3:C:583:PHE:CZ	3:C:625:LYS:HG3	2.49	0.47
3:C:599:LYS:HE2	3:C:611:VAL:CG1	2.42	0.47
3:C:721:VAL:CG1	3:C:722:VAL:N	2.78	0.47
3:C:760:ASN:O	3:C:764:LEU:HB2	2.14	0.47
3:C:762:LEU:HD23	3:C:762:LEU:N	2.29	0.47
3:C:944:ILE:O	3:C:945:ARG:C	2.56	0.47
3:C:1091:THR:O	3:C:1095:VAL:HG23	2.15	0.47
3:C:1294:ASN:ND2	3:C:1295:VAL:N	2.62	0.47
4:D:334:ASP:HA	4:D:337:PHE:CE2	2.50	0.47
4:D:378:PHE:CE2	4:D:541:PRO:HG2	2.50	0.47
4:D:398:PHE:CD1	4:D:429:VAL:HG11	2.50	0.47
1:E:37:LYS:HZ1	1:E:42:HIS:CE1	2.32	0.47
1:E:276:ALA:O	1:E:279:TYR:HB3	2.15	0.47
1:E:349:THR:HG22	1:E:351:SER:HB3	1.97	0.47
2:F:211:LEU:O	2:F:212:LYS:C	2.56	0.47
2:F:308:GLN:HA	2:F:365:PHE:CD2	2.49	0.47
2:F:428:PHE:CD1	2:F:432:HIS:CE1	3.03	0.47
2:F:447:PHE:CD2	2:F:447:PHE:O	2.68	0.47
3:G:607:VAL:O	3:G:609:VAL:HG12	2.14	0.47

Continued on next page...

Continued from previous page...

Atom-1	Atom-2	Interatomic distance (Å)	Clash overlap (Å)
3:G:742:LEU:O	3:G:743:GLU:C	2.56	0.47
3:G:1035:LEU:O	3:G:1036:LEU:O	2.32	0.47
3:G:1142:ASP:O	3:G:1144:GLN:N	2.47	0.47
3:G:1357:THR:HG23	3:G:1359:HIS:N	2.29	0.47
4:H:400:ASP:O	4:H:402:PHE:N	2.46	0.47
4:H:596:VAL:HG12	4:H:597:ARG:O	2.15	0.47
1:A:129:PRO:HA	1:A:345:PHE:CZ	2.50	0.47
1:A:174:VAL:HA	1:A:177:LEU:CG	2.44	0.47
2:B:38:SER:HA	3:C:1447:SER:O	2.15	0.47
2:B:152:GLU:OE2	2:B:185:LYS:HE2	2.14	0.47
2:B:337:ASP:HB3	2:B:340:LYS:HB2	1.97	0.47
3:C:353:TYR:CD2	3:C:354:ASN:ND2	2.83	0.47
3:C:549:ASN:HD21	3:C:552:ASN:CA	2.27	0.47
3:C:710:GLU:O	3:C:711:LEU:C	2.57	0.47
3:C:735:SER:O	3:C:736:SER:C	2.58	0.47
3:C:919:VAL:O	3:C:919:VAL:HG12	2.14	0.47
3:C:932:GLN:O	3:C:933:ASP:HB2	2.14	0.47
3:C:972:LEU:CD2	3:C:972:LEU:N	2.72	0.47
3:C:1222:ARG:HG3	3:C:1222:ARG:NH1	2.30	0.47
3:C:1243:PRO:O	3:C:1244:THR:C	2.58	0.47
3:C:1245:GLN:HG3	3:C:1249:HIS:CE1	2.49	0.47
3:C:1279:PHE:CE1	3:C:1330:LEU:HD23	2.48	0.47
4:D:212:LYS:C	4:D:214:PRO:CD	2.86	0.47
1:E:68:LYS:O	1:E:68:LYS:HD2	2.15	0.47
1:E:106:LEU:HG	1:E:108:PHE:CE1	2.50	0.47
2:F:229:ALA:C	2:F:231:ALA:N	2.66	0.47
3:G:387:LEU:HD23	3:G:478:GLY:C	2.39	0.47
3:G:579:PHE:HD1	3:G:579:PHE:H	1.61	0.47
3:G:661:LYS:C	3:G:663:GLY:H	2.23	0.47
3:G:722:VAL:HG12	3:G:723:ILE:H	1.79	0.47
3:G:756:MET:SD	3:G:762:LEU:CD2	3.01	0.47
3:G:977:THR:C	3:G:981:ARG:NH1	2.72	0.47
3:G:1405:LEU:HD23	3:G:1405:LEU:HA	1.58	0.47
3:G:1431:ARG:HH11	3:G:1431:ARG:HG3	1.79	0.47
4:H:212:LYS:C	4:H:214:PRO:CD	2.87	0.47
4:H:296:LEU:HD23	4:H:300:GLN:CD	2.39	0.47
1:A:202:VAL:HG21	1:A:299:GLN:N	2.30	0.47
1:A:390:PRO:HG2	1:A:391:TYR:CE1	2.50	0.47
2:B:33:PRO:HD3	2:B:104:PHE:CD2	2.50	0.47
2:B:95:PRO:O	2:B:96:ARG:C	2.58	0.47
2:B:419:HIS:O	2:B:422:VAL:HB	2.13	0.47

Continued on next page...

Continued from previous page...

Atom-1	Atom-2	Interatomic distance (Å)	Clash overlap (Å)
2:B:428:PHE:CE1	2:B:432:HIS:CE1	3.02	0.47
3:C:398:LEU:HD12	3:C:470:GLY:HA2	1.96	0.47
3:C:523:PRO:C	3:C:525:LEU:H	2.22	0.47
3:C:542:PHE:CD2	3:C:542:PHE:C	2.93	0.47
3:C:586:VAL:HG11	3:C:742:LEU:HD11	1.96	0.47
3:C:631:PRO:HD2	3:C:688:ARG:HH12	1.80	0.47
3:C:700:LEU:HD21	3:C:764:LEU:HD11	1.96	0.47
3:C:859:LEU:O	3:C:860:ASP:OD1	2.33	0.47
3:C:1047:LEU:CG	3:C:1049:LEU:CD2	2.81	0.47
3:C:1098:GLN:NE2	3:C:1111:ASN:OD1	2.48	0.47
4:D:228:GLY:O	4:D:229:SER:C	2.58	0.47
4:D:252:THR:HG23	4:D:305:GLU:HG3	1.95	0.47
4:D:363:LEU:HD13	4:D:562:LEU:HD11	1.97	0.47
4:D:495:PHE:C	4:D:497:ARG:N	2.73	0.47
4:D:526:TYR:CD2	4:D:526:TYR:O	2.68	0.47
4:D:564:LYS:O	4:D:565:GLY:C	2.55	0.47
1:E:48:THR:HB	1:E:77:LYS:HB2	1.96	0.47
1:E:96:LEU:HG	3:G:906:LEU:HD23	1.97	0.47
1:E:109:ASP:O	1:E:305:LEU:HD22	2.15	0.47
1:E:141:ILE:HD12	1:E:303:PRO:CD	2.45	0.47
1:E:170:CYS:O	1:E:175:ARG:NH1	2.47	0.47
1:E:202:VAL:HG23	1:E:299:GLN:HG3	1.97	0.47
1:E:209:HIS:ND1	1:E:210:PRO:N	2.63	0.47
1:E:357:LEU:HA	1:E:360:ILE:HD12	1.95	0.47
2:F:83:PHE:CE2	2:F:99:ASP:HA	2.49	0.47
2:F:292:HIS:O	2:F:293:LYS:C	2.56	0.47
2:F:367:CYS:O	2:F:368:LEU:C	2.54	0.47
2:F:385:PRO:O	2:F:387:ARG:N	2.48	0.47
3:G:489:MET:O	3:G:490:ASN:C	2.58	0.47
3:G:531:ASP:O	3:G:532:VAL:CG2	2.62	0.47
3:G:558:ILE:O	3:G:558:ILE:CG1	2.62	0.47
3:G:588:LYS:HD2	3:G:592:CYS:O	2.14	0.47
3:G:591:ASP:OD1	3:G:591:ASP:C	2.57	0.47
3:G:640:TYR:CZ	3:G:781:MET:HE3	2.50	0.47
3:G:661:LYS:O	3:G:663:GLY:N	2.47	0.47
3:G:843:LEU:HD11	3:G:845:LEU:CG	2.44	0.47
3:G:849:VAL:CG1	3:G:1226:PRO:HA	2.45	0.47
3:G:876:PHE:CA	3:G:881:ARG:HH12	2.25	0.47
3:G:932:GLN:O	3:G:933:ASP:HB2	2.14	0.47
3:G:990:MET:O	3:G:993:LYS:HB3	2.15	0.47
3:G:1105:ARG:HB2	3:G:1105:ARG:HH11	1.79	0.47

Continued on next page...

Continued from previous page...

Atom-1	Atom-2	Interatomic distance (Å)	Clash overlap (Å)
3:G:1180:CYS:SG	3:G:1193:TYR:CG	3.08	0.47
3:G:1290:ASN:ND2	3:G:1292:TYR:CE1	2.78	0.47
3:G:1329:LYS:HE3	3:G:1333:ASP:CG	2.40	0.47
3:G:1423:THR:O	3:G:1424:PRO:C	2.56	0.47
4:H:196:LEU:CG	4:H:197:GLY:N	2.78	0.47
4:H:435:TYR:CD1	4:H:436:PRO:HA	2.49	0.47
1:A:40:PHE:CE2	1:A:45:PHE:CZ	3.03	0.47
1:A:187:GLU:OE1	2:B:196:ARG:HG3	2.15	0.47
1:A:204:LEU:HD11	1:A:298:LEU:HD11	1.97	0.47
2:B:46:ALA:O	2:B:106:LEU:HD11	2.15	0.47
2:B:225:LYS:O	2:B:228:LYS:HB3	2.14	0.47
2:B:274:ASP:OD2	2:B:274:ASP:N	2.48	0.47
3:C:519:MET:SD	3:C:520:ALA:C	2.98	0.47
3:C:528:VAL:HG12	3:C:529:ILE:N	2.30	0.47
3:C:607:VAL:C	3:C:609:VAL:H	2.19	0.47
3:C:875:CYS:HB2	3:C:912:PRO:HD3	1.96	0.47
3:C:977:THR:C	3:C:981:ARG:HH12	2.23	0.47
3:C:1081:ARG:HD2	3:C:1352:THR:O	2.15	0.47
3:C:1281:CYS:SG	3:C:1326:LEU:HD23	2.55	0.47
4:D:510:PRO:HG2	4:D:511:LEU:H	1.78	0.47
2:F:303:HIS:O	2:F:304:GLY:C	2.58	0.47
3:G:387:LEU:CD2	3:G:479:THR:N	2.78	0.47
3:G:413:VAL:HG22	3:G:472:THR:HB	1.96	0.47
3:G:637:HIS:N	3:G:639:ILE:HD11	2.29	0.47
3:G:759:LEU:O	3:G:760:ASN:C	2.57	0.47
3:G:1002:ASP:C	3:G:1002:ASP:OD1	2.55	0.47
4:H:230:GLU:OE1	4:H:506:ARG:NH2	2.47	0.47
4:H:357:TYR:HB3	4:H:360:LEU:HD23	1.96	0.47
1:A:353:ILE:CB	1:A:386:THR:HG21	2.44	0.47
1:A:357:LEU:HA	1:A:360:ILE:HD12	1.97	0.47
2:B:323:ALA:O	2:B:327:TRP:HD1	1.98	0.47
3:C:547:MET:SD	3:C:728:ILE:HG21	2.55	0.47
3:C:703:CYS:SG	3:C:706:TYR:CZ	3.08	0.47
3:C:982:GLU:C	3:C:984:LEU:N	2.71	0.47
3:C:1294:ASN:CG	3:C:1295:VAL:N	2.72	0.47
3:C:1357:THR:HG23	3:C:1357:THR:O	2.15	0.47
3:C:1384:SER:OG	3:C:1385:ASP:N	2.48	0.47
4:D:185:ARG:H	4:D:185:ARG:CD	2.27	0.47
4:D:426:LEU:HG	4:D:437:GLN:HE21	1.80	0.47
4:D:495:PHE:O	4:D:497:ARG:N	2.47	0.47
1:E:73:MET:O	1:E:74:ASN:C	2.56	0.47

Continued on next page...

Continued from previous page...

Atom-1	Atom-2	Interatomic distance (Å)	Clash overlap (Å)
3:G:596:TYR:CG	3:G:597:ALA:N	2.83	0.47
3:G:1027:SER:O	3:G:1028:GLU:C	2.57	0.47
3:G:1074:LEU:HD21	3:G:1100:LEU:HD11	1.97	0.47
3:G:1329:LYS:O	3:G:1330:LEU:C	2.58	0.47
4:H:343:LEU:CG	4:H:344:VAL:N	2.78	0.47
4:H:497:ARG:O	4:H:500:LYS:N	2.48	0.47
1:A:187:GLU:OE2	2:B:196:ARG:HD2	2.15	0.47
1:A:292:LEU:HD23	1:A:295:GLU:OE1	2.15	0.47
2:B:139:LYS:O	2:B:142:ASP:CG	2.58	0.47
2:B:154:ILE:HD11	2:B:183:ILE:HG22	1.96	0.47
2:B:414:LEU:O	2:B:415:VAL:C	2.58	0.47
3:C:492:LYS:O	3:C:494:LYS:CD	2.63	0.47
3:C:693:VAL:O	3:C:694:GLU:C	2.56	0.47
3:C:711:LEU:HB3	3:C:755:ILE:HD13	1.96	0.47
3:C:774:ASN:C	3:C:775:ILE:HD12	2.39	0.47
3:C:863:SER:OG	3:C:954:ASN:ND2	2.48	0.47
3:C:951:LEU:O	3:C:952:THR:C	2.57	0.47
3:C:1114:LYS:O	3:C:1117:ILE:HB	2.15	0.47
3:C:1154:HIS:CG	3:C:1155:VAL:H	2.32	0.47
3:C:1178:VAL:O	3:C:1179:ILE:HD13	2.14	0.47
3:C:1251:TYR:HD1	3:C:1254:ASP:N	2.06	0.47
4:D:357:TYR:CE2	4:D:405:CYS:SG	3.08	0.47
1:E:103:GLU:OE1	1:E:176:LYS:HB3	2.13	0.47
1:E:335:ASP:HB3	1:E:338:LYS:CG	2.44	0.47
2:F:122:GLN:HG2	2:F:123:GLN:NE2	2.29	0.47
2:F:137:LYS:HZ3	2:F:181:GLU:HA	1.79	0.47
3:G:377:CYS:O	3:G:517:GLU:HA	2.15	0.47
3:G:512:SER:C	3:G:514:CYS:H	2.22	0.47
3:G:789:GLU:CD	3:G:966:ARG:HD3	2.40	0.47
3:G:853:ASP:HB3	3:G:854:LYS:CD	2.44	0.47
3:G:971:PRO:O	3:G:972:LEU:C	2.58	0.47
3:G:1278:ARG:HD3	3:G:1293:ASP:HB3	1.96	0.47
3:G:1348:CYS:O	3:G:1354:ARG:NH1	2.42	0.47
4:H:224:ILE:HD11	4:H:256:GLN:HB3	1.96	0.47
4:H:266:ASN:OD1	4:H:268:LYS:HB2	2.15	0.47
4:H:345:ALA:HB1	4:H:562:LEU:CD1	2.45	0.47
1:A:40:PHE:CE2	1:A:45:PHE:HZ	2.33	0.46
1:A:397:HIS:O	1:A:401:ASN:ND2	2.49	0.46
2:B:22:TYR:HB3	2:B:23:PRO:CD	2.45	0.46
2:B:42:PHE:C	2:B:42:PHE:CD2	2.93	0.46
2:B:280:SER:CA	2:B:284:PHE:CE1	2.97	0.46

Continued on next page...

Continued from previous page...

Atom-1	Atom-2	Interatomic distance (Å)	Clash overlap (Å)
2:B:374:ASN:O	2:B:375:PRO:C	2.54	0.46
2:B:445:ASN:O	2:B:448:PHE:CB	2.59	0.46
3:C:519:MET:SD	3:C:520:ALA:N	2.88	0.46
3:C:589:PRO:CG	3:C:592:CYS:CB	2.93	0.46
3:C:689:MET:SD	3:C:776:MET:CG	2.98	0.46
3:C:920:GLU:HA	3:C:923:LYS:HD2	1.95	0.46
3:C:938:LEU:HD12	3:C:941:GLN:HG3	1.97	0.46
3:C:1001:GLY:O	3:C:1002:ASP:HB2	2.14	0.46
3:C:1023:ASN:O	3:C:1024:LYS:C	2.59	0.46
3:C:1294:ASN:CG	3:C:1295:VAL:H	2.22	0.46
4:D:407:ARG:O	4:D:410:ILE:N	2.48	0.46
4:D:592:ALA:C	4:D:593:VAL:HG23	2.40	0.46
1:E:89:ASN:HD22	1:E:89:ASN:H	1.55	0.46
1:E:134:LEU:CD2	1:E:226:TYR:HE2	2.28	0.46
1:E:313:ILE:O	1:E:313:ILE:CG1	2.62	0.46
2:F:49:ARG:NH1	2:F:124:GLU:CD	2.73	0.46
3:G:365:VAL:O	3:G:373:HIS:HB3	2.15	0.46
3:G:523:PRO:C	3:G:525:LEU:N	2.73	0.46
3:G:796:PHE:CE2	3:G:910:ILE:HG21	2.50	0.46
3:G:868:ILE:HG23	3:G:872:PHE:HD2	1.80	0.46
3:G:988:LYS:HG3	3:G:998:VAL:HG11	1.97	0.46
3:G:1184:SER:C	3:G:1186:LEU:N	2.72	0.46
3:G:1221:ALA:O	3:G:1222:ARG:C	2.58	0.46
3:G:1430:TYR:O	3:G:1432:LYS:N	2.49	0.46
4:H:193:LEU:HD23	4:H:193:LEU:HA	1.69	0.46
4:H:334:ASP:HA	4:H:337:PHE:HD2	1.80	0.46
1:A:21:PHE:CE2	1:A:321:PHE:O	2.68	0.46
1:A:141:ILE:HD13	1:A:303:PRO:HD2	1.97	0.46
1:A:145:ALA:O	1:A:146:LEU:C	2.58	0.46
1:A:191:LEU:HB2	1:A:302:PHE:CE1	2.51	0.46
2:B:234:ALA:O	2:B:237:LEU:N	2.36	0.46
2:B:327:TRP:CD1	2:B:327:TRP:H	2.32	0.46
3:C:374:VAL:C	3:C:375:SER:O	2.57	0.46
3:C:523:PRO:C	3:C:525:LEU:N	2.73	0.46
3:C:610:GLU:OE1	3:C:610:GLU:C	2.57	0.46
3:C:618:LEU:HD22	3:C:619:LEU:CD2	2.45	0.46
3:C:651:ILE:HG23	3:C:652:ASN:H	1.78	0.46
3:C:722:VAL:HG12	3:C:723:ILE:H	1.81	0.46
3:C:1116:LEU:O	3:C:1117:ILE:C	2.58	0.46
3:C:1131:SER:C	3:C:1133:PHE:N	2.66	0.46
3:C:1222:ARG:CG	3:C:1222:ARG:NH1	2.77	0.46

Continued on next page...

Continued from previous page...

Atom-1	Atom-2	Interatomic distance (Å)	Clash overlap (Å)
1:E:211:PHE:C	1:E:211:PHE:CD1	2.94	0.46
3:G:710:GLU:O	3:G:712:VAL:N	2.48	0.46
3:G:926:LYS:HZ3	3:G:926:LYS:HA	1.80	0.46
3:G:926:LYS:HA	3:G:926:LYS:HD2	1.74	0.46
3:G:1015:LEU:HD11	3:G:1019:PHE:CD2	2.50	0.46
3:G:1023:ASN:O	3:G:1024:LYS:C	2.58	0.46
3:G:1322:PHE:HB3	3:G:1325:GLN:CD	2.40	0.46
1:A:234:LEU:HD21	1:A:243:ILE:CG1	2.45	0.46
2:B:293:LYS:HE2	2:B:297:GLU:CD	2.40	0.46
2:B:310:GLY:HA2	2:B:327:TRP:HZ2	1.80	0.46
2:B:443:HIS:O	2:B:446:GLN:HB3	2.15	0.46
3:C:346:LEU:HD13	3:C:632:ASP:OD2	2.16	0.46
3:C:410:MET:SD	3:C:434:PRO:CB	2.96	0.46
3:C:615:GLU:O	3:C:619:LEU:HD23	2.15	0.46
3:C:639:ILE:HG21	3:C:690:ILE:CG2	2.46	0.46
3:C:858:LEU:HD13	3:C:1007:MET:CB	2.46	0.46
3:C:1192:ALA:C	3:C:1193:TYR:CD1	2.94	0.46
3:C:1328:ASN:O	3:C:1329:LYS:C	2.59	0.46
3:C:1392:LEU:HD23	3:C:1392:LEU:HA	1.71	0.46
4:D:253:LEU:HD11	4:D:314:LEU:HD22	1.96	0.46
2:F:22:TYR:HB3	2:F:84:SER:OG	2.15	0.46
2:F:94:GLU:CB	2:F:95:PRO:CD	2.93	0.46
2:F:403:ILE:HA	2:F:403:ILE:HD13	1.70	0.46
3:G:610:GLU:O	3:G:610:GLU:HG3	2.15	0.46
3:G:659:TRP:CD2	3:G:660:SER:N	2.82	0.46
3:G:792:LEU:HD21	3:G:956:MET:CE	2.39	0.46
3:G:860:ASP:O	3:G:1038:ILE:HD12	2.16	0.46
3:G:977:THR:O	3:G:981:ARG:NH1	2.47	0.46
3:G:984:LEU:O	3:G:987:THR:HB	2.15	0.46
3:G:997:GLU:O	3:G:997:GLU:HG2	2.14	0.46
3:G:1050:LEU:O	3:G:1051:LYS:HG2	2.14	0.46
3:G:1223:ILE:O	3:G:1223:ILE:HG22	2.16	0.46
4:H:294:TYR:CD1	4:H:294:TYR:C	2.93	0.46
4:H:407:ARG:NH1	4:H:411:GLU:OE2	2.49	0.46
4:H:546:TYR:O	4:H:547:PHE:CB	2.60	0.46
1:A:113:THR:O	1:A:116:ASP:OD2	2.34	0.46
1:A:209:HIS:CE1	1:A:210:PRO:HB2	2.50	0.46
2:B:35:GLU:OE2	2:B:97:ARG:NH2	2.49	0.46
2:B:81:LEU:HD23	2:B:81:LEU:HA	1.61	0.46
2:B:171:PRO:C	2:B:173:LEU:N	2.65	0.46
2:B:235:ARG:NH1	3:C:978:TYR:CE2	2.84	0.46

Continued on next page...

Continued from previous page...

Atom-1	Atom-2	Interatomic distance (Å)	Clash overlap (Å)
2:B:279:LEU:C	2:B:284:PHE:HE1	2.23	0.46
2:B:428:PHE:CD1	2:B:432:HIS:CE1	3.03	0.46
2:B:454:ILE:HD12	2:B:454:ILE:HA	1.74	0.46
3:C:553:HIS:CG	3:C:554:GLN:N	2.82	0.46
3:C:788:ASN:O	3:C:791:LEU:N	2.49	0.46
3:C:953:ALA:O	3:C:956:MET:CG	2.64	0.46
4:D:253:LEU:N	4:D:253:LEU:HD23	2.31	0.46
4:D:553:GLY:O	4:D:586:ARG:NH2	2.48	0.46
1:E:43:ARG:CZ	1:E:83:VAL:HG22	2.44	0.46
1:E:67:GLU:C	1:E:71:GLN:HG3	2.39	0.46
1:E:381:ARG:O	1:E:384:LYS:HB2	2.15	0.46
2:F:114:GLU:HA	2:F:117:ARG:NH2	2.30	0.46
2:F:280:SER:O	2:F:289:ARG:HD2	2.16	0.46
2:F:315:GLY:C	2:F:445:ASN:ND2	2.73	0.46
3:G:804:PRO:HD2	3:G:967:PHE:HE2	1.81	0.46
3:G:873:ASN:HD21	3:G:878:THR:HG22	1.77	0.46
3:G:1055:TYR:C	3:G:1055:TYR:HD1	2.24	0.46
4:H:383:ASP:C	4:H:385:LYS:N	2.70	0.46
4:H:475:ASP:OD1	4:H:542:SER:HA	2.14	0.46
1:A:172:GLU:HA	1:A:175:ARG:HH21	1.81	0.46
2:B:138:ASP:HA	2:B:141:GLN:CD	2.40	0.46
2:B:286:PRO:HG2	2:B:386:PHE:CZ	2.46	0.46
3:C:589:PRO:HD3	3:C:732:TYR:HE1	1.81	0.46
3:C:635:VAL:CG2	3:C:752:ILE:HG22	2.34	0.46
3:C:756:MET:HE3	3:C:756:MET:HB3	1.53	0.46
3:C:927:GLN:HE22	3:C:930:LYS:HE3	1.79	0.46
3:C:1209:GLN:O	3:C:1210:TYR:C	2.58	0.46
4:D:202:LEU:HD11	4:D:437:GLN:O	2.14	0.46
4:D:257:ILE:HG23	4:D:270:VAL:HG13	1.96	0.46
2:F:120:PHE:O	2:F:121:ILE:C	2.59	0.46
2:F:128:LEU:HD23	2:F:219:LEU:CD2	2.45	0.46
2:F:184:TYR:HE1	2:F:210:PRO:O	1.98	0.46
2:F:273:LEU:C	2:F:275:GLN:H	2.24	0.46
3:G:477:PHE:CD1	3:G:802:ILE:HG21	2.50	0.46
3:G:487:PHE:CE2	3:G:493:ILE:HD11	2.50	0.46
3:G:649:GLN:HB3	4:H:248:GLN:NE2	2.31	0.46
3:G:951:LEU:O	3:G:952:THR:C	2.57	0.46
3:G:1236:ALA:O	3:G:1242:ASP:OD2	2.34	0.46
4:H:435:TYR:HD2	4:H:518:MET:CE	2.26	0.46
4:H:458:GLU:OE1	4:H:459:PRO:HA	2.16	0.46
1:A:142:ILE:HD12	1:A:189:LEU:HD13	1.98	0.46

Continued on next page...

Continued from previous page...

Atom-1	Atom-2	Interatomic distance (Å)	Clash overlap (Å)
2:B:94:GLU:HB3	2:B:95:PRO:CD	2.45	0.46
2:B:283:SER:O	2:B:447:PHE:CE2	2.68	0.46
2:B:417:GLY:O	2:B:418:THR:CB	2.64	0.46
2:B:443:HIS:CE1	2:B:445:ASN:CB	2.82	0.46
3:C:365:VAL:O	3:C:373:HIS:HB3	2.15	0.46
3:C:784:ARG:HG2	3:C:784:ARG:NH1	2.30	0.46
3:C:1415:ASP:O	3:C:1416:LYS:C	2.59	0.46
4:D:287:ASP:HB2	4:D:313:LYS:HE2	1.97	0.46
4:D:363:LEU:O	4:D:367:ILE:HG12	2.16	0.46
4:D:540:ILE:C	4:D:541:PRO:O	2.59	0.46
1:E:128:CYS:HA	1:E:345:PHE:CZ	2.51	0.46
1:E:209:HIS:CD2	1:E:210:PRO:HD2	2.51	0.46
1:E:237:LYS:HD2	1:E:256:GLN:OE1	2.15	0.46
2:F:234:ALA:O	2:F:237:LEU:N	2.41	0.46
3:G:651:ILE:HG22	3:G:652:ASN:N	2.31	0.46
3:G:799:ASN:O	3:G:801:TYR:CD1	2.67	0.46
3:G:861:PHE:CD1	3:G:1036:LEU:HD11	2.51	0.46
3:G:910:ILE:HD12	3:G:910:ILE:N	2.29	0.46
3:G:1184:SER:O	3:G:1186:LEU:N	2.48	0.46
3:G:1201:GLN:HG2	3:G:1202:ASP:N	2.30	0.46
3:G:1279:PHE:HE1	3:G:1329:LYS:HG3	1.79	0.46
4:H:196:LEU:CD1	4:H:197:GLY:H	2.29	0.46
4:H:288:LEU:O	4:H:291:LEU:N	2.42	0.46
4:H:509:TYR:CE1	4:H:514:PRO:HB3	2.51	0.46
2:B:26:LEU:HD21	2:B:131:ARG:HB2	1.98	0.46
2:B:136:PRO:CG	2:B:139:LYS:HG2	2.46	0.46
2:B:185:LYS:HG3	2:B:185:LYS:O	2.15	0.46
2:B:311:LEU:HB3	2:B:364:PRO:HG3	1.98	0.46
3:C:711:LEU:HB3	3:C:755:ILE:CD1	2.45	0.46
3:C:901:LEU:C	3:C:902:PRO:O	2.59	0.46
3:C:910:ILE:N	3:C:910:ILE:HD12	2.30	0.46
3:C:1184:SER:O	3:C:1186:LEU:N	2.48	0.46
3:C:1328:ASN:CG	4:D:398:PHE:CE2	2.94	0.46
3:C:1342:TYR:CB	4:D:519:ALA:HB1	2.46	0.46
4:D:411:GLU:O	4:D:412:GLY:C	2.59	0.46
1:E:76:TYR:N	1:E:76:TYR:CD1	2.84	0.46
2:F:121:ILE:HG21	2:F:223:ARG:HG3	1.96	0.46
2:F:311:LEU:C	2:F:313:LEU:N	2.74	0.46
2:F:341:PHE:CE1	2:F:345:TYR:CB	2.99	0.46
3:G:586:VAL:HG11	3:G:742:LEU:HD21	1.98	0.46
3:G:693:VAL:O	3:G:694:GLU:C	2.58	0.46

Continued on next page...

Continued from previous page...

Atom-1	Atom-2	Interatomic distance (Å)	Clash overlap (Å)
3:G:759:LEU:O	3:G:761:VAL:N	2.49	0.46
3:G:954:ASN:ND2	3:G:954:ASN:H	2.13	0.46
3:G:1088:ALA:O	3:G:1092:GLY:N	2.42	0.46
3:G:1359:HIS:CD2	3:G:1359:HIS:C	2.94	0.46
2:B:200:VAL:CG1	2:B:209:VAL:HG13	2.45	0.46
2:B:385:PRO:C	2:B:387:ARG:N	2.74	0.46
3:C:387:LEU:HD23	3:C:476:VAL:HG22	1.98	0.46
3:C:529:ILE:O	3:C:529:ILE:CG2	2.63	0.46
3:C:583:PHE:CD1	3:C:583:PHE:C	2.93	0.46
3:C:754:GLN:O	3:C:757:CYS:N	2.46	0.46
3:C:1026:LYS:O	3:C:1027:SER:C	2.58	0.46
3:C:1160:TRP:CE3	3:C:1161:ILE:HG13	2.47	0.46
4:D:243:LEU:CD2	4:D:253:LEU:HB3	2.45	0.46
1:E:51:ASP:O	1:E:52:ASP:HB3	2.15	0.46
1:E:57:TYR:CD2	1:E:57:TYR:N	2.83	0.46
2:F:137:LYS:HZ1	2:F:181:GLU:CB	2.28	0.46
2:F:298:ASN:HD22	2:F:298:ASN:N	2.13	0.46
2:F:407:GLY:O	2:F:408:ILE:C	2.58	0.46
3:G:416:GLU:OE2	3:G:472:THR:OG1	2.28	0.46
3:G:589:PRO:CD	3:G:592:CYS:HB2	2.44	0.46
3:G:609:VAL:O	3:G:609:VAL:HG22	2.15	0.46
3:G:794:HIS:O	3:G:795:ALA:C	2.59	0.46
3:G:868:ILE:C	3:G:870:GLN:H	2.24	0.46
3:G:922:ARG:HH12	3:G:950:LYS:HE3	1.79	0.46
3:G:1130:VAL:HG12	3:G:1198:LEU:HD21	1.98	0.46
3:G:1395:TYR:HA	3:G:1398:ILE:CG1	2.46	0.46
4:H:420:LEU:HB3	4:H:422:PHE:CE2	2.51	0.46
4:H:539:ILE:C	4:H:541:PRO:HD3	2.41	0.46
4:H:544:LEU:O	4:H:545:ARG:C	2.59	0.46
1:A:51:ASP:O	1:A:52:ASP:CB	2.63	0.46
1:A:401:ASN:O	1:A:404:LYS:HB2	2.16	0.46
2:B:245:ARG:C	2:B:246:LEU:HD23	2.41	0.46
2:B:441:LEU:CD2	2:B:447:PHE:HD1	2.28	0.46
3:C:1006:ILE:O	3:C:1006:ILE:HG22	2.15	0.46
3:C:1045:LYS:N	3:C:1058:LEU:O	2.47	0.46
3:C:1157:VAL:O	3:C:1161:ILE:HG13	2.16	0.46
4:D:191:ILE:HD11	4:D:373:ASP:OD2	2.16	0.46
4:D:196:LEU:HD23	4:D:468:ILE:HD12	1.98	0.46
4:D:424:PRO:HG2	4:D:458:GLU:HB2	1.98	0.46
1:E:144:ARG:NH1	1:E:211:PHE:CE2	2.84	0.46
1:E:248:PRO:O	1:E:250:THR:N	2.49	0.46

Continued on next page...

Continued from previous page...

Atom-1	Atom-2	Interatomic distance (Å)	Clash overlap (Å)
2:F:29:TYR:CB	2:F:103:HIS:CD2	2.97	0.46
2:F:78:LEU:HD23	2:F:83:PHE:HB2	1.98	0.46
2:F:270:LYS:HA	2:F:270:LYS:CE	2.39	0.46
2:F:285:PRO:HB3	2:F:447:PHE:CD2	2.50	0.46
3:G:860:ASP:C	3:G:1038:ILE:HD12	2.40	0.46
3:G:1130:VAL:CG1	3:G:1198:LEU:HD21	2.46	0.46
3:G:1201:GLN:HG2	3:G:1202:ASP:H	1.81	0.46
1:A:234:LEU:HD21	1:A:243:ILE:HB	1.98	0.46
1:A:274:LYS:O	1:A:275:VAL:C	2.59	0.46
2:B:262:TYR:CD1	2:B:262:TYR:C	2.92	0.46
2:B:311:LEU:C	2:B:313:LEU:N	2.73	0.46
3:C:639:ILE:O	3:C:644:LEU:HB3	2.16	0.46
3:C:743:GLU:HG2	3:C:744:HIS:N	2.31	0.46
3:C:1083:ASP:HB2	3:C:1135:ILE:CG2	2.44	0.46
3:C:1319:PRO:O	3:C:1320:LEU:C	2.58	0.46
4:D:360:LEU:O	4:D:363:LEU:HB3	2.16	0.46
4:D:397:PRO:HB2	4:D:400:ASP:CG	2.38	0.46
1:E:49:LEU:HB3	1:E:50:LYS:HZ2	1.81	0.46
1:E:62:ASN:O	1:E:65:ASP:OD2	2.33	0.46
1:E:154:HIS:HB3	1:E:402:LEU:HD11	1.96	0.46
1:E:221:LYS:HB2	1:E:221:LYS:HZ3	1.74	0.46
1:E:226:TYR:HA	1:E:230:ASN:HB2	1.98	0.46
2:F:73:LYS:CA	2:F:76:SER:HB2	2.45	0.46
2:F:184:TYR:OH	2:F:211:LEU:HD12	2.16	0.46
2:F:445:ASN:C	2:F:448:PHE:H	2.24	0.46
3:G:394:MET:SD	3:G:406:THR:C	2.99	0.46
3:G:498:TRP:HB2	3:G:529:ILE:O	2.16	0.46
3:G:507:LEU:HD21	3:G:517:GLU:HB2	1.98	0.46
3:G:609:VAL:HG21	3:G:742:LEU:HD13	1.97	0.46
3:G:1075:LYS:HA	3:G:1075:LYS:HD2	1.76	0.46
3:G:1094:PHE:CE1	3:G:1115:ARG:HG2	2.50	0.46
3:G:1257:ASN:C	3:G:1257:ASN:ND2	2.70	0.46
4:H:376:ILE:C	4:H:377:LEU:HD23	2.41	0.46
4:H:429:VAL:HG22	4:H:430:HIS:N	2.30	0.46
1:A:50:LYS:HE3	1:A:76:TYR:HE1	1.81	0.45
1:A:95:LYS:HZ1	3:C:881:ARG:N	2.14	0.45
1:A:110:ILE:HD13	1:A:138:ALA:HB1	1.98	0.45
1:A:122:CYS:SG	1:A:127:ILE:HA	2.55	0.45
2:B:42:PHE:CE1	2:B:105:ILE:HD11	2.51	0.45
2:B:351:HIS:NE2	3:C:1231:ASP:OD2	2.49	0.45
2:B:365:PHE:CG	2:B:369:LYS:HD3	2.50	0.45

Continued on next page...

Continued from previous page...

Atom-1	Atom-2	Interatomic distance (Å)	Clash overlap (Å)
3:C:982:GLU:C	3:C:984:LEU:H	2.25	0.45
3:C:1139:LEU:HD12	3:C:1154:HIS:CD2	2.51	0.45
3:C:1268:THR:O	3:C:1272:LYS:HB2	2.15	0.45
3:C:1278:ARG:HD3	3:C:1293:ASP:HB3	1.97	0.45
3:C:1334:ILE:O	3:C:1334:ILE:HG22	2.15	0.45
4:D:198:CYS:CB	4:D:199:PRO:CD	2.94	0.45
4:D:376:ILE:HG23	4:D:421:VAL:HG12	1.99	0.45
4:D:427:ARG:HH12	4:D:561:ARG:NH1	2.13	0.45
1:E:66:LEU:HD11	1:E:70:MET:CE	2.41	0.45
1:E:106:LEU:O	1:E:108:PHE:CE1	2.69	0.45
1:E:157:TRP:HB2	1:E:334:ILE:HB	1.96	0.45
2:F:366:SER:O	2:F:369:LYS:HB3	2.16	0.45
2:F:427:TYR:CD1	2:F:427:TYR:C	2.93	0.45
3:G:615:GLU:OE2	3:G:650:ARG:HB3	2.16	0.45
3:G:765:ALA:O	3:G:766:LEU:C	2.59	0.45
3:G:975:LEU:C	3:G:975:LEU:CD1	2.82	0.45
3:G:1334:ILE:HD13	3:G:1392:LEU:HD22	1.98	0.45
4:H:196:LEU:CG	4:H:197:GLY:H	2.29	0.45
4:H:228:GLY:O	4:H:231:LEU:N	2.50	0.45
1:A:27:TYR:O	1:A:31:ASN:HB3	2.15	0.45
1:A:112:MET:HE3	1:A:127:ILE:HG22	1.99	0.45
1:A:174:VAL:HG13	1:A:177:LEU:CD1	2.45	0.45
2:B:295:LEU:HB2	2:B:301:LEU:CD1	2.46	0.45
2:B:327:TRP:O	2:B:328:LYS:C	2.59	0.45
3:C:343:PHE:HB2	3:C:365:VAL:CG1	2.46	0.45
3:C:487:PHE:CE2	3:C:493:ILE:HD11	2.51	0.45
3:C:585:VAL:CG1	3:C:621:PHE:HD2	2.29	0.45
3:C:1236:ALA:HB2	3:C:1246:PHE:CE1	2.51	0.45
3:C:1340:LYS:HD3	3:C:1383:TYR:CD1	2.51	0.45
3:C:1423:THR:HG23	3:C:1426:VAL:CG2	2.46	0.45
4:D:360:LEU:HD11	4:D:409:ILE:CG1	2.46	0.45
1:E:57:TYR:HD2	1:E:57:TYR:N	2.14	0.45
1:E:183:SER:OG	1:E:311:LYS:HG3	2.16	0.45
1:E:198:VAL:O	1:E:201:LYS:HE2	2.17	0.45
1:E:199:LYS:NZ	1:E:242:LYS:HG3	2.31	0.45
2:F:387:ARG:HG3	2:F:388:HIS:N	2.31	0.45
3:G:345:TRP:HA	3:G:363:GLY:HA3	1.98	0.45
3:G:387:LEU:HD21	3:G:479:THR:N	2.32	0.45
3:G:788:ASN:O	3:G:791:LEU:N	2.49	0.45
3:G:917:LYS:HA	3:G:920:GLU:HB2	1.98	0.45
3:G:1305:PRO:O	3:G:1306:SER:C	2.59	0.45

Continued on next page...

Continued from previous page...

Atom-1	Atom-2	Interatomic distance (Å)	Clash overlap (Å)
3:G:1388:LEU:C	3:G:1390:THR:N	2.72	0.45
4:H:312:ARG:O	4:H:313:LYS:HB2	2.15	0.45
4:H:375:CYS:HB2	4:H:420:LEU:HD22	1.98	0.45
4:H:428:ASP:O	4:H:430:HIS:N	2.48	0.45
4:H:460:CYS:N	4:H:471:LEU:O	2.44	0.45
4:H:476:LEU:HD22	4:H:508:TYR:O	2.16	0.45
1:A:43:ARG:HG3	1:A:45:PHE:CZ	2.50	0.45
1:A:255:LEU:HD11	1:A:272:LEU:CD1	2.33	0.45
2:B:47:ILE:CD1	2:B:260:GLN:HE22	2.25	0.45
2:B:421:GLN:O	2:B:424:CYS:N	2.49	0.45
3:C:417:PHE:HE1	3:C:464:LEU:HD11	1.80	0.45
3:C:470:GLY:HA3	3:C:473:PHE:CE1	2.52	0.45
3:C:637:HIS:NE2	3:C:708:LEU:N	2.64	0.45
3:C:697:ALA:HB1	3:C:711:LEU:HD21	1.97	0.45
3:C:1454:LEU:HG	3:C:1455:PHE:CD1	2.51	0.45
1:E:159:TYR:HB3	1:E:332:VAL:H	1.81	0.45
1:E:343:ASP:HB3	1:E:346:THR:OG1	2.17	0.45
2:F:105:ILE:HG22	2:F:106:LEU:H	1.80	0.45
2:F:210:PRO:O	2:F:214:ILE:HB	2.16	0.45
2:F:262:TYR:HD1	2:F:263:SER:CA	2.28	0.45
2:F:280:SER:HA	2:F:284:PHE:CE1	2.49	0.45
3:G:430:PHE:HD2	3:G:430:PHE:H	1.58	0.45
3:G:753:LEU:HD12	3:G:756:MET:HE3	1.97	0.45
3:G:1015:LEU:HD11	3:G:1019:PHE:HD2	1.80	0.45
3:G:1043:VAL:O	3:G:1060:VAL:HG23	2.16	0.45
3:G:1389:TYR:CD2	3:G:1389:TYR:O	2.69	0.45
3:G:1415:ASP:O	3:G:1416:LYS:C	2.59	0.45
4:H:199:PRO:O	4:H:201:ALA:N	2.48	0.45
4:H:202:LEU:HB2	4:H:528:TYR:CE2	2.50	0.45
4:H:292:LYS:HD2	4:H:293:GLU:H	1.81	0.45
4:H:298:PRO:HD3	4:H:483:GLU:O	2.17	0.45
4:H:313:LYS:HB3	4:H:313:LYS:HE2	1.74	0.45
4:H:327:PHE:N	4:H:327:PHE:CD1	2.84	0.45
4:H:411:GLU:O	4:H:412:GLY:C	2.59	0.45
4:H:424:PRO:HG2	4:H:458:GLU:CB	2.47	0.45
2:B:93:TYR:O	2:B:94:GLU:C	2.58	0.45
2:B:124:GLU:OE1	2:B:124:GLU:HA	2.17	0.45
2:B:280:SER:HA	2:B:284:PHE:HD1	1.74	0.45
2:B:300:HIS:CG	2:B:301:LEU:N	2.85	0.45
3:C:341:PHE:O	3:C:341:PHE:CD1	2.70	0.45
3:C:346:LEU:HD22	3:C:689:MET:HE1	1.97	0.45

Continued on next page...

Continued from previous page...

Atom-1	Atom-2	Interatomic distance (Å)	Clash overlap (Å)
3:C:489:MET:O	3:C:490:ASN:C	2.60	0.45
3:C:720:ARG:O	3:C:720:ARG:CD	2.65	0.45
3:C:917:LYS:HA	3:C:920:GLU:HB2	1.99	0.45
3:C:1441:LEU:N	3:C:1441:LEU:CD2	2.79	0.45
4:D:324:PRO:HD3	4:D:504:THR:HG22	1.98	0.45
4:D:480:LEU:HD13	4:D:480:LEU:HA	1.67	0.45
4:D:499:LEU:HD22	4:D:556:CYS:SG	2.56	0.45
2:F:367:CYS:SG	2:F:443:HIS:HA	2.56	0.45
2:F:445:ASN:O	2:F:448:PHE:CB	2.61	0.45
3:G:486:LEU:CD2	3:G:490:ASN:ND2	2.79	0.45
3:G:655:LYS:O	3:G:655:LYS:HD3	2.16	0.45
3:G:853:ASP:HB3	3:G:854:LYS:CE	2.47	0.45
3:G:878:THR:O	3:G:902:PRO:HB3	2.16	0.45
3:G:956:MET:HA	3:G:956:MET:CE	2.46	0.45
3:G:1081:ARG:NH1	3:G:1081:ARG:CG	2.76	0.45
3:G:1359:HIS:HD2	3:G:1360:LEU:N	2.14	0.45
4:H:346:CYS:SG	4:H:378:PHE:HB2	2.55	0.45
1:A:228:LEU:CD2	1:A:233:ILE:HG12	2.42	0.45
1:A:388:LEU:C	1:A:390:PRO:HD2	2.41	0.45
2:B:246:LEU:HD23	2:B:246:LEU:N	2.30	0.45
3:C:588:LYS:HB2	3:C:589:PRO:HD2	1.99	0.45
3:C:948:ALA:O	3:C:949:LEU:C	2.59	0.45
4:D:357:TYR:O	4:D:358:ASP:C	2.58	0.45
4:D:364:ILE:HA	4:D:367:ILE:HG13	1.98	0.45
4:D:532:PRO:HG2	4:D:533:VAL:N	2.27	0.45
4:D:535:PRO:O	4:D:554:CYS:SG	2.71	0.45
2:F:23:PRO:CD	2:F:25:CYS:HB2	2.47	0.45
2:F:114:GLU:HA	2:F:117:ARG:CZ	2.46	0.45
2:F:138:ASP:O	2:F:142:ASP:OD1	2.33	0.45
2:F:258:THR:O	2:F:260:GLN:N	2.49	0.45
3:G:1047:LEU:CD1	3:G:1057:ALA:HB2	2.45	0.45
3:G:1135:ILE:HB	3:G:1177:TYR:CZ	2.51	0.45
3:G:1307:LEU:HD13	3:G:1430:TYR:CZ	2.52	0.45
4:H:458:GLU:C	4:H:458:GLU:CD	2.83	0.45
1:A:46:SER:C	1:A:47:PHE:HD1	2.25	0.45
1:A:147:LYS:HG2	1:A:148:GLU:HG3	1.99	0.45
1:A:200:LYS:CD	1:A:246:LEU:HB3	2.47	0.45
2:B:48:ASP:O	2:B:50:VAL:N	2.50	0.45
2:B:210:PRO:O	2:B:214:ILE:HB	2.16	0.45
3:C:539:VAL:HG13	3:C:540:MET:N	2.32	0.45
3:C:622:PHE:HE2	3:C:647:LEU:HD11	1.81	0.45

Continued on next page...

Continued from previous page...

Atom-1	Atom-2	Interatomic distance (Å)	Clash overlap (Å)
3:C:711:LEU:C	3:C:755:ILE:HD11	2.41	0.45
3:C:966:ARG:O	3:C:967:PHE:HD2	1.99	0.45
3:C:1335:ARG:NH2	4:D:433:PRO:HB3	2.31	0.45
3:C:1362:LEU:CD2	4:D:273:GLU:HG2	2.46	0.45
1:E:144:ARG:CD	1:E:218:ILE:HD11	2.46	0.45
1:E:223:PHE:CE2	1:E:269:TRP:CZ2	3.05	0.45
2:F:276:ILE:CA	2:F:279:LEU:HG	2.46	0.45
2:F:283:SER:O	2:F:447:PHE:HE2	1.99	0.45
2:F:327:TRP:O	2:F:328:LYS:C	2.59	0.45
2:F:367:CYS:C	2:F:369:LYS:N	2.70	0.45
2:F:367:CYS:CB	2:F:421:GLN:NE2	2.77	0.45
2:F:446:GLN:HG2	2:F:447:PHE:N	2.30	0.45
3:G:410:MET:HE3	3:G:451:GLU:HG2	1.98	0.45
3:G:563:LEU:HD22	3:G:582:HIS:HB2	1.99	0.45
3:G:683:ASN:N	3:G:683:ASN:ND2	2.62	0.45
3:G:851:PHE:CE2	3:G:1108:ILE:CD1	2.99	0.45
3:G:1116:LEU:O	3:G:1117:ILE:C	2.60	0.45
3:G:1376:LYS:HE2	3:G:1376:LYS:C	2.41	0.45
4:H:240:PHE:HA	4:H:252:THR:O	2.16	0.45
4:H:343:LEU:CD1	4:H:571:PHE:HD1	2.27	0.45
4:H:453:VAL:CG1	4:H:454:GLN:N	2.79	0.45
1:A:110:ILE:HD11	1:A:157:TRP:HH2	1.80	0.45
1:A:195:GLY:O	1:A:197:ASP:N	2.49	0.45
1:A:210:PRO:HG2	2:B:201:TYR:HE2	1.81	0.45
2:B:33:PRO:CD	2:B:104:PHE:HD2	2.30	0.45
3:C:585:VAL:HG22	3:C:585:VAL:O	2.17	0.45
3:C:618:LEU:O	3:C:621:PHE:HB3	2.16	0.45
3:C:742:LEU:O	3:C:745:THR:HB	2.17	0.45
3:C:1081:ARG:HG2	3:C:1081:ARG:HH11	1.82	0.45
3:C:1139:LEU:CD1	3:C:1154:HIS:CD2	2.99	0.45
4:D:297:PHE:HD1	4:D:298:PRO:O	2.00	0.45
4:D:429:VAL:HG13	4:D:430:HIS:N	2.30	0.45
4:D:484:GLU:OE2	4:D:485:ILE:O	2.34	0.45
1:E:26:TYR:CD2	1:E:66:LEU:HD21	2.52	0.45
1:E:187:GLU:OE2	2:F:196:ARG:HB2	2.17	0.45
2:F:146:ASP:OD2	2:F:146:ASP:N	2.50	0.45
2:F:253:LEU:HD23	2:F:253:LEU:HA	1.77	0.45
3:G:512:SER:O	3:G:517:GLU:OE2	2.35	0.45
3:G:1155:VAL:HG12	3:G:1159:LEU:HD12	1.97	0.45
4:H:166:ASN:O	4:H:167:ARG:C	2.60	0.45
1:A:20:LEU:CD2	1:A:383:TYR:HA	2.47	0.45

Continued on next page...

Continued from previous page...

Atom-1	Atom-2	Interatomic distance (Å)	Clash overlap (Å)
1:A:234:LEU:O	1:A:268:ARG:HD2	2.17	0.45
1:A:267:GLN:O	1:A:267:GLN:HG2	2.17	0.45
2:B:29:TYR:CB	2:B:103:HIS:CD2	3.00	0.45
3:C:583:PHE:CD2	3:C:625:LYS:HE2	2.52	0.45
3:C:731:MET:CG	3:C:737:GLN:HB3	2.41	0.45
3:C:962:PHE:HD2	3:C:965:SER:HB2	1.82	0.45
3:C:1047:LEU:HD12	3:C:1048:LEU:H	1.81	0.45
3:C:1210:TYR:O	3:C:1214:GLN:N	2.42	0.45
4:D:193:LEU:HD12	4:D:454:GLN:OE1	2.16	0.45
4:D:297:PHE:CZ	4:D:300:GLN:HA	2.52	0.45
1:E:49:LEU:HD23	1:E:75:PRO:HA	1.99	0.45
2:F:301:LEU:HD22	2:F:305:GLY:HA3	1.99	0.45
2:F:312:PHE:HD2	2:F:313:LEU:HD23	1.80	0.45
3:G:541:ALA:HA	3:G:635:VAL:HG13	1.99	0.45
3:G:1047:LEU:HG	3:G:1049:LEU:HD22	1.98	0.45
3:G:1140:THR:O	3:G:1140:THR:CG2	2.60	0.45
3:G:1242:ASP:O	3:G:1246:PHE:HB2	2.17	0.45
3:G:1243:PRO:O	3:G:1244:THR:C	2.59	0.45
4:H:479:HIS:CD2	4:H:515:GLN:HB2	2.52	0.45
3:C:344:TYR:HB2	3:C:498:TRP:CZ2	2.52	0.45
3:C:360:PHE:HD1	3:C:665:LEU:CD1	2.14	0.45
3:C:512:SER:C	3:C:514:CYS:H	2.25	0.45
3:C:803:VAL:CB	3:C:804:PRO:CD	2.88	0.45
3:C:1139:LEU:N	3:C:1139:LEU:HD12	2.30	0.45
3:C:1307:LEU:H	3:C:1307:LEU:CD1	2.26	0.45
4:D:196:LEU:CD1	4:D:197:GLY:H	2.29	0.45
4:D:260:ASP:C	4:D:260:ASP:OD1	2.60	0.45
4:D:312:ARG:O	4:D:313:LYS:HB2	2.16	0.45
4:D:357:TYR:HB3	4:D:360:LEU:HD23	1.99	0.45
4:D:447:ARG:NH1	4:D:447:ARG:HG2	2.32	0.45
4:D:532:PRO:CG	4:D:533:VAL:H	2.29	0.45
4:D:573:ARG:NH2	4:D:596:VAL:HG21	2.32	0.45
1:E:133:THR:HG21	1:E:226:TYR:HB2	1.98	0.45
2:F:95:PRO:O	2:F:96:ARG:C	2.59	0.45
2:F:139:LYS:HA	2:F:139:LYS:HD2	1.73	0.45
2:F:433:ASN:C	2:F:434:VAL:CG1	2.90	0.45
2:F:439:PHE:CD2	2:F:450:GLU:HG2	2.51	0.45
3:G:491:ARG:N	3:G:491:ARG:HD2	2.32	0.45
3:G:548:GLN:HB2	3:G:725:MET:HE1	1.98	0.45
3:G:582:HIS:O	3:G:583:PHE:HB3	2.17	0.45
3:G:653:VAL:HG12	3:G:654:CYS:SG	2.57	0.45

Continued on next page...

Continued from previous page...

Atom-1	Atom-2	Interatomic distance (Å)	Clash overlap (Å)
3:G:908:MET:HG3	3:G:916:ARG:HE	1.82	0.45
3:G:926:LYS:O	3:G:926:LYS:NZ	2.49	0.45
3:G:957:TYR:O	3:G:958:GLY:C	2.60	0.45
3:G:1425:LYS:O	3:G:1426:VAL:C	2.60	0.45
4:H:186:GLY:HA3	4:H:371:ARG:CZ	2.47	0.45
4:H:257:ILE:CD1	4:H:302:VAL:HG21	2.47	0.45
4:H:271:ILE:HD12	4:H:272:LEU:O	2.16	0.45
4:H:324:PRO:N	4:H:504:THR:HG22	2.31	0.45
1:A:179:SER:OG	1:A:311:LYS:O	2.33	0.45
1:A:302:PHE:CE1	1:A:303:PRO:O	2.70	0.45
2:B:121:ILE:CD1	2:B:226:LEU:HD23	2.47	0.45
3:C:391:PRO:HA	3:C:472:THR:O	2.16	0.45
3:C:589:PRO:HG3	3:C:592:CYS:CB	2.47	0.45
3:C:622:PHE:O	3:C:623:LEU:C	2.59	0.45
3:C:635:VAL:HG11	3:C:756:MET:HE2	1.99	0.45
3:C:659:TRP:NE1	3:C:660:SER:HB2	2.32	0.45
3:C:661:LYS:O	3:C:662:ILE:C	2.60	0.45
3:C:689:MET:SD	3:C:776:MET:HB3	2.56	0.45
3:C:765:ALA:O	3:C:766:LEU:C	2.57	0.45
3:C:1213:ALA:O	3:C:1218:PRO:HD3	2.17	0.45
3:C:1345:TRP:CZ3	3:C:1358:ARG:CG	3.00	0.45
3:C:1388:LEU:C	3:C:1390:THR:N	2.73	0.45
4:D:364:ILE:O	4:D:365:ALA:C	2.60	0.45
4:D:411:GLU:CG	4:D:414:ARG:HH12	2.29	0.45
4:D:447:ARG:HH22	4:D:450:LYS:CG	2.30	0.45
1:E:159:TYR:CE2	1:E:161:GLY:HA2	2.52	0.45
2:F:39:LEU:HD11	2:F:245:ARG:CG	2.47	0.45
2:F:428:PHE:CD2	2:F:437:CYS:HB2	2.53	0.45
2:F:443:HIS:O	2:F:446:GLN:HB3	2.17	0.45
3:G:586:VAL:CG1	3:G:742:LEU:HD21	2.47	0.45
3:G:806:LYS:NZ	3:G:807:GLN:O	2.32	0.45
3:G:1193:TYR:CD1	3:G:1193:TYR:N	2.85	0.45
3:G:1227:ILE:CG2	3:G:1230:ILE:HG12	2.47	0.45
3:G:1320:LEU:HD11	3:G:1425:LYS:HE3	1.99	0.45
1:A:68:LYS:HE3	1:A:72:LYS:CE	2.46	0.44
1:A:97:GLY:HA3	3:C:880:GLN:CD	2.42	0.44
1:A:147:LYS:HB2	1:A:155:ARG:NH1	2.32	0.44
2:B:22:TYR:CB	2:B:84:SER:HB3	2.47	0.44
2:B:429:GLU:O	2:B:433:ASN:N	2.50	0.44
3:C:349:TYR:HD1	3:C:665:LEU:CD1	2.30	0.44
3:C:625:LYS:HB3	3:C:629:ILE:CD1	2.46	0.44

Continued on next page...

Continued from previous page...

Atom-1	Atom-2	Interatomic distance (Å)	Clash overlap (Å)
3:C:723:ILE:HA	3:C:724:PRO:HD3	1.66	0.44
3:C:875:CYS:N	3:C:878:THR:OG1	2.51	0.44
3:C:1182:ASP:CG	3:C:1193:TYR:OH	2.60	0.44
3:C:1376:LYS:HG3	3:C:1376:LYS:O	2.17	0.44
4:D:459:PRO:CB	4:D:471:LEU:O	2.65	0.44
1:E:49:LEU:HD13	1:E:50:LYS:HZ2	1.81	0.44
1:E:107:VAL:O	1:E:310:SER:OG	2.30	0.44
2:F:241:GLN:HE21	2:F:241:GLN:HB3	1.62	0.44
2:F:245:ARG:C	2:F:246:LEU:HD23	2.41	0.44
2:F:300:HIS:ND1	2:F:300:HIS:C	2.76	0.44
3:G:537:LEU:HD12	3:G:570:LEU:HD21	1.99	0.44
3:G:647:LEU:O	3:G:649:GLN:N	2.50	0.44
3:G:849:VAL:HG12	3:G:1226:PRO:HA	1.99	0.44
3:G:1076:GLY:O	3:G:1077:LEU:HD23	2.18	0.44
4:H:182:TRP:HE3	4:H:341:MET:CE	2.26	0.44
4:H:343:LEU:O	4:H:344:VAL:CG2	2.63	0.44
4:H:589:PRO:O	4:H:591:ILE:CD1	2.65	0.44
2:B:111:CYS:HB2	2:B:233:THR:OG1	2.17	0.44
2:B:273:LEU:C	2:B:275:GLN:H	2.24	0.44
2:B:344:GLY:HA2	3:C:1113:GLN:NE2	2.32	0.44
3:C:1095:VAL:HG12	3:C:1112:ILE:CD1	2.36	0.44
3:C:1096:ILE:O	3:C:1096:ILE:HD13	2.17	0.44
4:D:287:ASP:HB2	4:D:313:LYS:CE	2.47	0.44
4:D:399:GLU:CG	4:D:403:LYS:HE2	2.40	0.44
4:D:447:ARG:NH2	4:D:450:LYS:HG3	2.32	0.44
4:D:480:LEU:HA	4:D:511:LEU:HD22	1.99	0.44
4:D:569:GLY:C	4:D:570:THR:HG23	2.42	0.44
1:E:146:LEU:O	1:E:150:PHE:HB2	2.18	0.44
1:E:153:LYS:N	1:E:171:ASP:OD2	2.50	0.44
2:F:214:ILE:HG22	2:F:215:VAL:N	2.31	0.44
2:F:371:ILE:HG22	2:F:372:LEU:HD23	1.99	0.44
3:G:439:TYR:O	3:G:448:GLU:HA	2.17	0.44
3:G:560:MET:CE	3:G:647:LEU:CD1	2.95	0.44
3:G:725:MET:HA	3:G:728:ILE:CG1	2.48	0.44
3:G:747:LYS:O	3:G:750:LYS:HB3	2.16	0.44
3:G:1036:LEU:CD1	3:G:1037:GLU:H	2.28	0.44
3:G:1105:ARG:O	3:G:1109:VAL:HG23	2.17	0.44
3:G:1117:ILE:O	3:G:1121:GLU:HG3	2.17	0.44
3:G:1120:GLY:O	3:G:1121:GLU:C	2.60	0.44
3:G:1146:TYR:CG	3:G:1155:VAL:HG21	2.48	0.44
3:G:1154:HIS:CG	3:G:1155:VAL:H	2.34	0.44

Continued on next page...

Continued from previous page...

Atom-1	Atom-2	Interatomic distance (Å)	Clash overlap (Å)
3:G:1356:ARG:HG2	3:G:1356:ARG:HH11	1.82	0.44
3:G:1384:SER:OG	3:G:1385:ASP:N	2.49	0.44
3:G:1433:LEU:O	3:G:1436:THR:HB	2.17	0.44
4:H:479:HIS:CE1	4:H:509:TYR:HH	2.30	0.44
1:A:176:LYS:O	1:A:176:LYS:HG3	2.17	0.44
1:A:177:LEU:HB2	1:A:182:ARG:NE	2.32	0.44
3:C:522:LYS:CE	3:C:525:LEU:HD21	2.47	0.44
3:C:596:TYR:CD1	3:C:597:ALA:N	2.85	0.44
3:C:630:ASP:HA	3:C:688:ARG:HH22	1.82	0.44
3:C:732:TYR:CD2	3:C:738:LEU:CD1	2.99	0.44
3:C:859:LEU:CD2	3:C:1040:ILE:HD13	2.46	0.44
3:C:941:GLN:NE2	3:G:371:GLU:OE1	2.50	0.44
3:C:1182:ASP:CG	3:C:1193:TYR:HH	2.22	0.44
3:C:1294:ASN:OD1	3:C:1397:TYR:CZ	2.71	0.44
3:C:1339:LYS:O	3:C:1342:TYR:N	2.50	0.44
3:C:1350:GLU:HA	3:C:1351:PRO:HD3	1.80	0.44
4:D:275:ASP:OD2	4:D:277:GLU:HB3	2.18	0.44
4:D:291:LEU:HD12	4:D:291:LEU:HA	1.72	0.44
4:D:447:ARG:NH2	4:D:450:LYS:CB	2.80	0.44
4:D:475:ASP:OD1	4:D:478:PHE:CB	2.65	0.44
4:D:555:VAL:HG12	4:D:557:VAL:HG23	1.99	0.44
1:E:145:ALA:O	1:E:146:LEU:C	2.61	0.44
2:F:69:GLN:O	2:F:73:LYS:HG3	2.17	0.44
2:F:275:GLN:O	2:F:276:ILE:C	2.60	0.44
2:F:374:ASN:C	2:F:375:PRO:O	2.59	0.44
3:G:358:VAL:HA	3:G:380:VAL:O	2.17	0.44
3:G:366:TRP:O	3:G:367:ILE:HD13	2.17	0.44
3:G:487:PHE:O	3:G:489:MET:N	2.50	0.44
3:G:556:GLU:HG2	3:G:650:ARG:HH21	1.82	0.44
3:G:861:PHE:HB2	3:G:1004:ASP:HB2	1.99	0.44
3:G:918:LEU:HD12	3:G:953:ALA:HB2	2.00	0.44
3:G:1337:PHE:HD1	3:G:1337:PHE:N	2.15	0.44
3:G:1337:PHE:N	3:G:1337:PHE:CD1	2.84	0.44
1:A:209:HIS:ND1	1:A:211:PHE:N	2.65	0.44
2:B:39:LEU:O	2:B:43:GLU:HB2	2.17	0.44
2:B:49:ARG:CB	2:B:106:LEU:HD12	2.45	0.44
2:B:70:TYR:O	2:B:74:LEU:HB2	2.18	0.44
2:B:319:THR:C	2:B:353:PHE:CZ	2.96	0.44
2:B:341:PHE:O	2:B:342:ASP:C	2.60	0.44
2:B:376:PRO:HD2	2:B:388:HIS:HD2	1.77	0.44
2:B:445:ASN:C	2:B:448:PHE:H	2.24	0.44

Continued on next page...

Continued from previous page...

Atom-1	Atom-2	Interatomic distance (Å)	Clash overlap (Å)
3:C:345:TRP:HA	3:C:363:GLY:HA3	2.00	0.44
3:C:388:TYR:HB2	3:C:477:PHE:HB2	1.99	0.44
3:C:542:PHE:O	3:C:542:PHE:CG	2.69	0.44
3:C:576:LYS:HE3	3:C:576:LYS:HB2	1.82	0.44
3:C:607:VAL:HG23	3:C:609:VAL:CG1	2.34	0.44
3:C:903:ASP:CG	3:C:905:SER:HB3	2.42	0.44
3:C:1133:PHE:N	3:C:1133:PHE:CD2	2.85	0.44
3:C:1214:GLN:O	3:C:1218:PRO:HG2	2.17	0.44
3:C:1388:LEU:O	3:C:1390:THR:N	2.50	0.44
4:D:542:SER:C	4:D:544:LEU:H	2.26	0.44
1:E:112:MET:HB3	1:E:163:ARG:HB2	1.97	0.44
2:F:94:GLU:HB3	2:F:95:PRO:CD	2.45	0.44
2:F:312:PHE:CD1	2:F:445:ASN:OD1	2.71	0.44
2:F:411:ILE:HG22	2:F:412:LEU:N	2.32	0.44
2:F:443:HIS:CE1	2:F:445:ASN:HB2	2.53	0.44
2:F:443:HIS:ND1	2:F:445:ASN:N	2.66	0.44
3:G:637:HIS:CD2	3:G:708:LEU:HD13	2.52	0.44
3:G:689:MET:SD	3:G:776:MET:CG	2.87	0.44
3:G:725:MET:C	3:G:728:ILE:HG13	2.42	0.44
3:G:948:ALA:O	3:G:950:LYS:N	2.51	0.44
1:A:13:LEU:HD13	1:A:74:ASN:O	2.17	0.44
1:A:112:MET:N	1:A:163:ARG:O	2.51	0.44
2:B:29:TYR:CD1	2:B:103:HIS:CD2	3.06	0.44
2:B:46:ALA:O	2:B:47:ILE:C	2.60	0.44
2:B:243:ASP:OD1	2:B:243:ASP:C	2.60	0.44
2:B:258:THR:HG21	2:B:261:ASP:HB2	2.00	0.44
2:B:367:CYS:O	2:B:369:LYS:N	2.51	0.44
3:C:340:VAL:HG23	3:C:501:VAL:C	2.42	0.44
3:C:381:LYS:O	3:C:521:LEU:O	2.36	0.44
3:C:880:GLN:O	3:C:899:PRO:HB3	2.18	0.44
3:C:935:ASN:O	3:C:938:LEU:N	2.50	0.44
3:C:1035:LEU:O	3:C:1036:LEU:O	2.36	0.44
3:C:1054:LYS:HG3	3:C:1076:GLY:HA3	2.00	0.44
3:C:1185:ASN:O	3:C:1186:LEU:O	2.35	0.44
3:C:1221:ALA:O	3:C:1222:ARG:C	2.60	0.44
4:D:194:LYS:CE	4:D:463:SER:OG	2.54	0.44
4:D:199:PRO:O	4:D:201:ALA:N	2.50	0.44
4:D:319:LEU:O	4:D:319:LEU:HG	2.18	0.44
1:E:403:ASP:CA	1:E:406:ARG:NH1	2.81	0.44
1:E:403:ASP:N	1:E:406:ARG:NH1	2.66	0.44
3:G:392:ARG:O	3:G:408:ILE:HB	2.17	0.44

Continued on next page...

Continued from previous page...

Atom-1	Atom-2	Interatomic distance (Å)	Clash overlap (Å)
3:G:637:HIS:O	3:G:643:GLU:OE2	2.36	0.44
3:G:724:PRO:C	3:G:726:GLU:N	2.75	0.44
3:G:739:LEU:HD13	3:G:742:LEU:CD1	2.30	0.44
3:G:767:GLN:O	3:G:768:ILE:C	2.58	0.44
3:G:873:ASN:HD21	3:G:878:THR:HG21	1.78	0.44
3:G:948:ALA:O	3:G:949:LEU:C	2.59	0.44
3:G:1209:GLN:O	3:G:1210:TYR:C	2.61	0.44
3:G:1242:ASP:O	3:G:1243:PRO:C	2.61	0.44
3:G:1398:ILE:O	3:G:1399:PHE:CD1	2.70	0.44
3:G:1415:ASP:HA	3:G:1418:LYS:HB3	1.99	0.44
4:H:257:ILE:HD11	4:H:302:VAL:HG21	1.98	0.44
4:H:364:ILE:O	4:H:365:ALA:C	2.59	0.44
4:H:531:LEU:N	4:H:531:LEU:CD2	2.79	0.44
1:A:159:TYR:N	1:A:332:VAL:O	2.49	0.44
1:A:194:GLY:HA2	1:A:201:LYS:HD3	2.00	0.44
2:B:165:GLU:HB3	2:B:201:TYR:CE2	2.53	0.44
2:B:308:GLN:CD	2:B:370:ILE:HD13	2.42	0.44
2:B:390:ASP:O	2:B:391:PRO:C	2.60	0.44
3:C:498:TRP:HB2	3:C:529:ILE:O	2.17	0.44
3:C:875:CYS:O	3:C:972:LEU:HD11	2.18	0.44
3:C:948:ALA:O	3:C:950:LYS:N	2.51	0.44
3:C:1133:PHE:O	3:C:1211:TYR:OH	2.22	0.44
3:C:1329:LYS:O	3:C:1330:LEU:C	2.59	0.44
3:C:1416:LYS:NZ	3:C:1420:GLN:OE1	2.45	0.44
4:D:351:THR:HG23	4:D:354:SER:OG	2.17	0.44
2:F:285:PRO:CA	2:F:447:PHE:CE2	3.00	0.44
3:G:753:LEU:O	3:G:756:MET:HB3	2.18	0.44
3:G:852:TYR:HD1	3:G:1009:ASN:ND2	2.05	0.44
3:G:915:ILE:HG22	3:G:915:ILE:O	2.17	0.44
3:G:1050:LEU:CD2	3:G:1226:PRO:HG2	2.48	0.44
3:G:1160:TRP:HE3	3:G:1161:ILE:CG1	2.30	0.44
3:G:1175:VAL:CG1	3:G:1176:SER:N	2.81	0.44
3:G:1389:TYR:HE1	3:G:1447:SER:HA	1.82	0.44
4:H:206:TYR:HE1	4:H:434:VAL:HG11	1.83	0.44
4:H:230:GLU:CD	4:H:506:ARG:HH22	2.26	0.44
1:A:43:ARG:HE	1:A:83:VAL:HG23	1.82	0.44
1:A:192:VAL:HG23	1:A:302:PHE:CE1	2.52	0.44
2:B:258:THR:C	2:B:260:GLN:H	2.25	0.44
3:C:360:PHE:CE1	3:C:665:LEU:HD21	2.53	0.44
3:C:745:THR:HG22	3:C:746:TRP:N	2.32	0.44
3:C:801:TYR:CE1	3:C:910:ILE:HD11	2.53	0.44

Continued on next page...

Continued from previous page...

Atom-1	Atom-2	Interatomic distance (Å)	Clash overlap (Å)
3:C:977:THR:C	3:C:981:ARG:NH1	2.76	0.44
3:C:1101:SER:OG	3:C:1103:GLN:HG3	2.17	0.44
3:C:1137:LYS:NZ	3:C:1153:PRO:HG2	2.32	0.44
3:C:1242:ASP:O	3:C:1243:PRO:C	2.60	0.44
3:C:1388:LEU:O	3:C:1389:TYR:C	2.60	0.44
4:D:156:THR:HG22	4:D:159:GLN:CB	2.47	0.44
4:D:228:GLY:O	4:D:231:LEU:N	2.51	0.44
4:D:237:ILE:HD11	4:D:320:TYR:CE1	2.52	0.44
4:D:351:THR:OG1	4:D:353:ASP:OD1	2.30	0.44
4:D:361:LEU:HA	4:D:364:ILE:CG1	2.47	0.44
2:F:45:LEU:CD1	2:F:101:ILE:CG2	2.95	0.44
2:F:67:THR:O	2:F:70:TYR:HB3	2.18	0.44
2:F:328:LYS:NZ	2:F:341:PHE:CD2	2.84	0.44
3:G:379:MET:SD	3:G:519:MET:HG3	2.57	0.44
3:G:524:ASP:OD1	3:G:525:LEU:HD23	2.18	0.44
3:G:612:ALA:HB1	3:G:617:THR:CB	2.43	0.44
3:G:682:ARG:HD3	3:G:683:ASN:N	2.33	0.44
3:G:1151:SER:O	3:G:1189:SER:HB3	2.18	0.44
4:H:161:TYR:O	4:H:164:ARG:HB3	2.18	0.44
4:H:360:LEU:HD11	4:H:409:ILE:CG1	2.46	0.44
4:H:459:PRO:HB2	4:H:471:LEU:O	2.17	0.44
4:H:542:SER:C	4:H:544:LEU:H	2.25	0.44
2:B:29:TYR:OH	2:B:99:ASP:OD2	2.13	0.44
2:B:215:VAL:HG12	2:B:216:ALA:N	2.33	0.44
2:B:370:ILE:HG23	2:B:383:GLY:HA2	1.99	0.44
2:B:374:ASN:C	2:B:375:PRO:O	2.60	0.44
2:B:444:PRO:O	2:B:445:ASN:C	2.59	0.44
3:C:564:VAL:O	3:C:579:PHE:HB2	2.17	0.44
3:C:605:LYS:O	3:C:607:VAL:HG13	2.18	0.44
3:C:753:LEU:O	3:C:756:MET:HB3	2.17	0.44
3:C:784:ARG:O	3:C:785:SER:C	2.60	0.44
3:C:806:LYS:HE2	3:C:807:GLN:N	2.33	0.44
3:C:910:ILE:N	3:C:910:ILE:CD1	2.80	0.44
3:C:1198:LEU:HG	3:C:1199:GLN:N	2.33	0.44
4:D:255:GLY:HA3	4:D:272:LEU:HD21	2.00	0.44
1:E:82:ALA:HB2	1:E:104:LYS:HB2	1.99	0.44
1:E:120:ARG:CB	1:E:120:ARG:HH11	2.31	0.44
2:F:50:VAL:O	2:F:51:LYS:C	2.61	0.44
2:F:85:TYR:HB3	2:F:86:ARG:H	1.30	0.44
2:F:93:TYR:HB3	2:F:96:ARG:CB	2.48	0.44
2:F:140:ILE:O	2:F:144:LEU:HG	2.18	0.44

Continued on next page...

Continued from previous page...

Atom-1	Atom-2	Interatomic distance (Å)	Clash overlap (Å)
3:G:341:PHE:CE2	3:G:365:VAL:CG1	2.99	0.44
3:G:528:VAL:HG12	3:G:529:ILE:N	2.31	0.44
3:G:539:VAL:HG12	3:G:540:MET:N	2.33	0.44
3:G:735:SER:O	3:G:736:SER:C	2.61	0.44
3:G:983:ILE:O	3:G:983:ILE:CG2	2.62	0.44
3:G:1023:ASN:CA	3:G:1026:LYS:HB3	2.43	0.44
3:G:1244:THR:HG22	3:G:1247:ARG:HH12	1.83	0.44
3:G:1332:MET:CE	3:G:1335:ARG:HD2	2.48	0.44
3:G:1430:TYR:C	3:G:1432:LYS:N	2.73	0.44
4:H:256:GLN:HG3	4:H:257:ILE:O	2.16	0.44
4:H:294:TYR:CE1	4:H:487:SER:N	2.86	0.44
1:A:181:VAL:HA	2:B:192:LEU:HD22	2.00	0.44
3:C:522:LYS:O	3:C:525:LEU:CG	2.61	0.44
3:C:767:GLN:O	3:C:768:ILE:C	2.61	0.44
3:C:1182:ASP:HA	3:C:1204:LEU:HD22	1.99	0.44
3:C:1233:VAL:O	3:C:1234:LEU:C	2.60	0.44
3:C:1241:LEU:O	3:C:1241:LEU:HG	2.18	0.44
3:C:1304:GLU:CD	3:C:1309:ARG:HD2	2.40	0.44
3:C:1316:LYS:N	3:C:1316:LYS:CD	2.80	0.44
4:D:294:TYR:HA	4:D:319:LEU:HD22	2.00	0.44
4:D:396:SER:HA	4:D:397:PRO:HD3	1.83	0.44
4:D:539:ILE:C	4:D:541:PRO:HD3	2.42	0.44
4:D:544:LEU:O	4:D:545:ARG:C	2.60	0.44
1:E:87:ARG:HB3	1:E:89:ASN:ND2	2.23	0.44
2:F:234:ALA:O	2:F:235:ARG:C	2.61	0.44
2:F:247:GLN:N	2:F:248:PRO:CD	2.81	0.44
2:F:295:LEU:HD11	2:F:330:GLU:HG3	2.00	0.44
2:F:329:GLN:HE21	2:F:329:GLN:HB3	1.57	0.44
2:F:355:LYS:HB3	2:F:356:GLU:H	1.55	0.44
3:G:437:LYS:HZ2	3:G:800:ASN:HD22	1.65	0.44
3:G:507:LEU:HD22	3:G:510:PRO:HA	2.00	0.44
3:G:878:THR:HB	3:G:902:PRO:HG3	2.00	0.44
3:G:1018:VAL:O	3:G:1022:GLY:N	2.41	0.44
3:G:1363:GLN:OE1	3:G:1370:LEU:HD23	2.17	0.44
4:H:196:LEU:HG	4:H:197:GLY:H	1.83	0.44
4:H:257:ILE:HG12	4:H:300:GLN:HB3	2.00	0.44
1:A:87:ARG:HB3	1:A:89:ASN:ND2	2.33	0.43
1:A:206:GLU:OE1	1:A:289:GLY:O	2.36	0.43
1:A:211:PHE:O	1:A:212:ILE:C	2.60	0.43
2:B:37:ILE:HG22	2:B:41:GLU:HB3	2.00	0.43
3:C:346:LEU:CD1	3:C:632:ASP:OD2	2.66	0.43

Continued on next page...

Continued from previous page...

Atom-1	Atom-2	Interatomic distance (Å)	Clash overlap (Å)
3:C:610:GLU:O	3:C:610:GLU:HG3	2.17	0.43
3:C:648:LEU:O	3:C:651:ILE:HG22	2.18	0.43
3:C:700:LEU:HD21	3:C:764:LEU:CD1	2.48	0.43
3:C:1019:PHE:C	3:C:1021:LEU:H	2.25	0.43
3:C:1351:PRO:HA	3:C:1354:ARG:HD3	1.99	0.43
4:D:256:GLN:O	4:D:272:LEU:HD12	2.17	0.43
4:D:259:CYS:SG	4:D:260:ASP:N	2.90	0.43
1:E:120:ARG:NH1	1:E:120:ARG:CB	2.80	0.43
1:E:143:ASP:CG	1:E:155:ARG:HE	2.26	0.43
1:E:169:VAL:HG12	1:E:174:VAL:HG21	1.99	0.43
1:E:251:ILE:O	1:E:251:ILE:CG2	2.66	0.43
2:F:69:GLN:H	2:F:69:GLN:CD	2.26	0.43
3:G:631:PRO:HG2	3:G:688:ARG:NH1	2.33	0.43
3:G:1004:ASP:N	3:G:1004:ASP:OD2	2.51	0.43
3:G:1283:CYS:O	3:G:1285:THR:N	2.51	0.43
3:G:1339:LYS:O	3:G:1342:TYR:N	2.50	0.43
4:H:480:LEU:HA	4:H:511:LEU:HD22	1.99	0.43
4:H:484:GLU:OE2	4:H:497:ARG:NH1	2.51	0.43
1:A:73:MET:O	1:A:74:ASN:C	2.61	0.43
1:A:136:THR:O	1:A:139:ILE:HB	2.18	0.43
1:A:192:VAL:HG22	1:A:302:PHE:CD1	2.51	0.43
1:A:382:ASP:OD2	1:A:385:LYS:HD2	2.18	0.43
1:A:410:LEU:C	1:A:412:LYS:N	2.77	0.43
2:B:33:PRO:HD2	2:B:104:PHE:HD2	1.82	0.43
2:B:444:PRO:HG3	6:B:601:SF4:S3	2.58	0.43
3:C:543:SER:HB2	3:C:749:ALA:CA	2.48	0.43
3:C:589:PRO:HD3	3:C:732:TYR:CE1	2.53	0.43
3:C:766:LEU:HD12	3:C:766:LEU:HA	1.73	0.43
3:C:975:LEU:HD12	3:C:975:LEU:O	2.18	0.43
3:C:1135:ILE:HB	3:C:1177:TYR:CE1	2.53	0.43
4:D:196:LEU:CG	4:D:197:GLY:N	2.81	0.43
4:D:237:ILE:HG22	4:D:238:GLU:N	2.31	0.43
4:D:349:TYR:HE1	4:D:381:PHE:CE1	2.37	0.43
4:D:563:THR:HG22	4:D:564:LYS:N	2.33	0.43
1:E:207:LYS:CE	2:F:172:SER:HA	2.49	0.43
1:E:208:ILE:HG23	1:E:212:ILE:CG2	2.48	0.43
2:F:358:LYS:HZ3	3:G:1274:ARG:NH2	2.16	0.43
2:F:360:THR:C	2:F:361:ASP:OD1	2.61	0.43
2:F:412:LEU:O	2:F:416:LYS:HG3	2.18	0.43
2:F:434:VAL:HG23	2:F:436:ASP:N	2.33	0.43
3:G:1160:TRP:CE3	3:G:1161:ILE:N	2.86	0.43

Continued on next page...

Continued from previous page...

Atom-1	Atom-2	Interatomic distance (Å)	Clash overlap (Å)
3:G:1164:GLN:CD	3:G:1164:GLN:C	2.86	0.43
3:G:1220:VAL:O	3:G:1223:ILE:HB	2.18	0.43
4:H:219:VAL:O	4:H:222:CYS:N	2.51	0.43
4:H:464:ILE:HD12	4:H:469:PHE:CD1	2.52	0.43
1:A:74:ASN:N	1:A:75:PRO:HD3	2.33	0.43
1:A:350:ILE:HA	1:A:353:ILE:HD11	2.00	0.43
2:B:180:PHE:N	2:B:180:PHE:CD1	2.86	0.43
2:B:292:HIS:O	2:B:293:LYS:C	2.61	0.43
3:C:358:VAL:HA	3:C:380:VAL:O	2.17	0.43
3:C:362:PHE:CD2	3:C:687:GLY:CA	2.99	0.43
3:C:544:MET:HE1	3:C:647:LEU:HD12	2.00	0.43
3:C:582:HIS:O	3:C:583:PHE:HB3	2.18	0.43
3:C:625:LYS:C	3:C:629:ILE:HD12	2.43	0.43
3:C:657:PRO:O	3:C:658:HIS:HB2	2.18	0.43
3:C:794:HIS:O	3:C:797:TYR:HB2	2.18	0.43
3:C:1409:THR:CG2	3:C:1410:THR:H	2.14	0.43
4:D:256:GLN:HE21	4:D:256:GLN:HB2	1.62	0.43
1:E:5:ASP:HA	1:E:6:PRO:HD2	1.85	0.43
1:E:130:LYS:O	1:E:226:TYR:CE1	2.69	0.43
1:E:209:HIS:CG	1:E:210:PRO:CD	3.01	0.43
1:E:214:LYS:O	1:E:218:ILE:HG13	2.17	0.43
1:E:269:TRP:O	1:E:273:LYS:HG3	2.17	0.43
1:E:410:LEU:C	1:E:412:LYS:H	2.26	0.43
2:F:37:ILE:HD11	3:G:1451:LEU:HD11	1.99	0.43
2:F:124:GLU:HG3	2:F:124:GLU:O	2.19	0.43
3:G:363:GLY:C	3:G:364:LYS:HG3	2.42	0.43
3:G:365:VAL:CG1	3:G:376:CYS:SG	3.07	0.43
3:G:635:VAL:CG2	3:G:752:ILE:CG2	2.92	0.43
3:G:640:TYR:OH	3:G:781:MET:HE3	2.18	0.43
3:G:665:LEU:HD23	3:G:665:LEU:HA	1.83	0.43
3:G:801:TYR:CE1	3:G:910:ILE:HD11	2.53	0.43
3:G:1196:GLU:HG3	3:G:1197:GLN:N	2.28	0.43
3:G:1208:THR:O	3:G:1209:GLN:C	2.61	0.43
3:G:1401:ALA:HB2	3:G:1430:TYR:HD1	1.83	0.43
4:H:166:ASN:ND2	4:H:166:ASN:H	2.14	0.43
4:H:423:VAL:HA	4:H:424:PRO:HD2	1.80	0.43
4:H:538:LEU:CD1	4:H:540:ILE:HD11	2.48	0.43
1:A:27:TYR:HB3	1:A:63:GLN:OE1	2.18	0.43
1:A:113:THR:HG21	1:A:163:ARG:NH1	2.33	0.43
1:A:407:LYS:HG2	1:A:408:GLY:N	2.33	0.43
2:B:281:THR:O	2:B:431:ILE:HD11	2.19	0.43

Continued on next page...

Continued from previous page...

Atom-1	Atom-2	Interatomic distance (Å)	Clash overlap (Å)
2:B:295:LEU:CD1	2:B:330:GLU:HG3	2.47	0.43
2:B:341:PHE:HD2	2:B:342:ASP:OD2	2.01	0.43
3:C:363:GLY:C	3:C:364:LYS:HG3	2.43	0.43
3:C:661:LYS:C	3:C:663:GLY:H	2.25	0.43
3:C:665:LEU:O	3:C:667:ARG:HG2	2.17	0.43
3:C:777:SER:O	3:C:780:LEU:N	2.41	0.43
3:C:957:TYR:O	3:C:958:GLY:C	2.61	0.43
3:C:1116:LEU:H	3:C:1116:LEU:CD1	2.32	0.43
3:C:1360:LEU:O	3:C:1360:LEU:HG	2.12	0.43
4:D:171:VAL:HB	4:D:546:TYR:HE2	1.79	0.43
4:D:476:LEU:HD13	4:D:480:LEU:HD23	1.99	0.43
2:F:417:GLY:O	2:F:418:THR:CB	2.67	0.43
2:F:441:LEU:HD21	2:F:447:PHE:HB2	2.00	0.43
3:G:731:MET:HG2	3:G:737:GLN:OE1	2.18	0.43
3:G:1364:PHE:CE1	3:G:1369:PRO:HA	2.54	0.43
4:H:563:THR:HG22	4:H:564:LYS:N	2.34	0.43
1:A:68:LYS:O	1:A:72:LYS:HB2	2.19	0.43
1:A:196:GLN:O	1:A:196:GLN:HG2	2.18	0.43
2:B:139:LYS:CA	2:B:142:ASP:OD1	2.65	0.43
2:B:288:MET:HG3	2:B:312:PHE:CZ	2.54	0.43
2:B:356:GLU:HB2	3:C:1247:ARG:HD3	2.01	0.43
3:C:349:TYR:OH	3:C:667:ARG:NH2	2.51	0.43
3:C:851:PHE:CD2	3:C:1105:ARG:HG3	2.53	0.43
4:D:547:PHE:C	4:D:548:VAL:HG23	2.43	0.43
1:E:162:ARG:NH2	1:E:326:LYS:CD	2.82	0.43
2:F:107:ARG:O	2:F:111:CYS:HB3	2.19	0.43
2:F:287:CYS:SG	2:F:288:MET:HE2	2.59	0.43
2:F:421:GLN:O	2:F:424:CYS:N	2.52	0.43
3:G:389:PHE:CE2	3:G:476:VAL:HG21	2.53	0.43
3:G:391:PRO:HA	3:G:472:THR:O	2.19	0.43
3:G:551:LYS:HB3	3:G:552:ASN:H	1.65	0.43
3:G:631:PRO:CD	3:G:688:ARG:HH12	2.32	0.43
3:G:642:PHE:C	3:G:642:PHE:CD2	2.95	0.43
3:G:1135:ILE:CG2	3:G:1136:ASN:N	2.79	0.43
3:G:1328:ASN:O	3:G:1329:LYS:C	2.60	0.43
4:H:198:CYS:CB	4:H:199:PRO:CD	2.96	0.43
4:H:380:PRO:HB3	4:H:427:ARG:HB2	2.01	0.43
4:H:399:GLU:HA	4:H:399:GLU:OE2	2.18	0.43
1:A:48:THR:HB	1:A:77:LYS:CB	2.44	0.43
1:A:172:GLU:HA	1:A:175:ARG:NH2	2.33	0.43
2:B:49:ARG:CB	2:B:102:SER:HB2	2.35	0.43

Continued on next page...

Continued from previous page...

Atom-1	Atom-2	Interatomic distance (Å)	Clash overlap (Å)
2:B:234:ALA:O	2:B:235:ARG:C	2.61	0.43
2:B:253:LEU:HD23	2:B:253:LEU:HA	1.70	0.43
2:B:291:LEU:HD21	2:B:381:TYR:C	2.44	0.43
3:C:659:TRP:CD2	3:C:660:SER:N	2.86	0.43
3:C:1251:TYR:HE1	3:C:1253:LYS:HD3	1.83	0.43
4:D:378:PHE:HE2	4:D:472:THR:O	2.02	0.43
4:D:522:TYR:H	4:D:522:TYR:HD2	1.65	0.43
2:F:265:GLN:CB	2:F:362:TYR:CZ	3.01	0.43
2:F:285:PRO:HB2	2:F:286:PRO:HD2	1.99	0.43
2:F:285:PRO:HB2	2:F:286:PRO:CD	2.48	0.43
3:G:395:LYS:N	3:G:408:ILE:HD11	2.33	0.43
3:G:486:LEU:CD2	3:G:490:ASN:HD21	2.31	0.43
3:G:507:LEU:HD21	3:G:517:GLU:CB	2.48	0.43
3:G:562:ALA:HB3	3:G:583:PHE:CE1	2.53	0.43
3:G:790:PHE:HA	3:G:793:LEU:HB2	2.01	0.43
3:G:1186:LEU:HD22	3:G:1187:THR:H	1.81	0.43
3:G:1193:TYR:CE2	3:G:1204:LEU:HD13	2.54	0.43
3:G:1388:LEU:CD2	4:H:209:MET:HE1	2.46	0.43
3:G:1389:TYR:CD2	3:G:1389:TYR:C	2.97	0.43
4:H:484:GLU:HG2	4:H:485:ILE:N	2.33	0.43
1:A:237:LYS:HG3	1:A:240:TRP:NE1	2.34	0.43
1:A:360:ILE:HD11	1:A:385:LYS:HB3	2.01	0.43
2:B:139:LYS:O	2:B:142:ASP:OD2	2.37	0.43
2:B:185:LYS:O	2:B:185:LYS:CG	2.65	0.43
2:B:275:GLN:O	2:B:276:ILE:C	2.60	0.43
2:B:367:CYS:HB3	2:B:421:GLN:CD	2.43	0.43
3:C:343:PHE:HB2	3:C:365:VAL:HG13	2.01	0.43
3:C:392:ARG:O	3:C:408:ILE:HB	2.19	0.43
3:C:585:VAL:HG22	3:C:618:LEU:CG	2.49	0.43
3:C:659:TRP:CE2	3:C:660:SER:HB2	2.53	0.43
3:C:664:ARG:HD2	3:C:688:ARG:HG3	1.99	0.43
3:C:682:ARG:HD3	3:C:683:ASN:N	2.34	0.43
3:C:724:PRO:C	3:C:726:GLU:N	2.74	0.43
3:C:1048:LEU:HD23	3:C:1050:LEU:CD2	2.32	0.43
3:C:1098:GLN:O	3:C:1108:ILE:HG23	2.19	0.43
3:C:1230:ILE:HD12	3:C:1238:TRP:CZ3	2.54	0.43
3:C:1269:ASP:O	3:C:1270:GLU:C	2.60	0.43
3:C:1340:LYS:O	3:C:1342:TYR:N	2.51	0.43
3:C:1421:PHE:O	3:C:1426:VAL:HG21	2.18	0.43
4:D:227:LEU:O	4:D:228:GLY:C	2.61	0.43
4:D:383:ASP:C	4:D:385:LYS:N	2.73	0.43

Continued on next page...

Continued from previous page...

Atom-1	Atom-2	Interatomic distance (Å)	Clash overlap (Å)
4:D:458:GLU:OE1	4:D:473:SER:N	2.49	0.43
1:E:120:ARG:HB3	1:E:120:ARG:CZ	2.49	0.43
1:E:349:THR:CG2	1:E:351:SER:H	2.19	0.43
2:F:277:ASP:O	2:F:280:SER:OG	2.37	0.43
3:G:548:GLN:HA	3:G:554:GLN:O	2.19	0.43
3:G:558:ILE:O	3:G:558:ILE:CD1	2.65	0.43
3:G:622:PHE:O	3:G:623:LEU:C	2.62	0.43
3:G:757:CYS:O	3:G:758:GLU:C	2.62	0.43
3:G:944:ILE:HG22	3:G:945:ARG:N	2.34	0.43
3:G:1085:CYS:SG	3:G:1086:ASP:N	2.92	0.43
3:G:1242:ASP:N	3:G:1243:PRO:CD	2.81	0.43
4:H:337:PHE:CB	4:H:465:ASN:ND2	2.76	0.43
4:H:493:ASP:CG	4:H:496:SER:HB2	2.44	0.43
1:A:42:HIS:C	1:A:83:VAL:HG13	2.44	0.43
2:B:365:PHE:O	2:B:443:HIS:CD2	2.72	0.43
2:B:374:ASN:O	2:B:375:PRO:O	2.37	0.43
2:B:422:VAL:HA	2:B:425:GLN:CG	2.45	0.43
2:B:429:GLU:HG3	2:B:429:GLU:H	1.47	0.43
3:C:344:TYR:HB2	3:C:498:TRP:CE3	2.54	0.43
3:C:609:VAL:HG13	3:C:609:VAL:O	2.19	0.43
3:C:622:PHE:C	3:C:624:ALA:N	2.77	0.43
3:C:661:LYS:O	3:C:663:GLY:N	2.51	0.43
3:C:857:LEU:HD12	3:C:1018:VAL:CG1	2.48	0.43
3:C:1035:LEU:HD23	3:C:1035:LEU:N	2.34	0.43
3:C:1414:LYS:HD3	3:C:1415:ASP:OD1	2.18	0.43
4:D:254:LEU:HD12	4:D:255:GLY:H	1.78	0.43
4:D:304:MET:HE2	4:D:316:ALA:HB2	2.01	0.43
2:F:149:LEU:H	2:F:151:PHE:HE1	1.66	0.43
2:F:337:ASP:HB3	2:F:340:LYS:CB	2.49	0.43
2:F:342:ASP:O	2:F:346:SER:HB3	2.19	0.43
3:G:362:PHE:CE2	3:G:687:GLY:HA3	2.53	0.43
3:G:522:LYS:HG3	3:G:525:LEU:CG	2.49	0.43
3:G:730:ASN:N	3:G:730:ASN:ND2	2.65	0.43
3:G:770:ASN:HD22	3:G:770:ASN:HA	1.51	0.43
3:C:605:LYS:O	3:C:606:ASN:C	2.62	0.43
3:C:976:VAL:HG12	3:C:977:THR:N	2.34	0.43
3:C:1237:THR:OG1	3:C:1238:TRP:N	2.51	0.43
3:C:1340:LYS:C	3:C:1342:TYR:N	2.77	0.43
3:C:1444:SER:O	3:C:1445:GLY:C	2.62	0.43
4:D:543:GLU:HG3	4:D:543:GLU:O	2.19	0.43
1:E:107:VAL:HG11	1:E:168:TRP:CE3	2.54	0.43

Continued on next page...

Continued from previous page...

Atom-1	Atom-2	Interatomic distance (Å)	Clash overlap (Å)
1:E:237:LYS:HZ2	1:E:256:GLN:HE22	1.66	0.43
1:E:237:LYS:CD	1:E:256:GLN:OE1	2.67	0.43
2:F:305:GLY:C	2:F:307:MET:N	2.75	0.43
2:F:452:GLN:O	2:F:455:LEU:HG	2.19	0.43
3:G:853:ASP:HB3	3:G:854:LYS:NZ	2.34	0.43
3:G:861:PHE:CE1	3:G:1036:LEU:HD11	2.53	0.43
3:G:943:ASP:O	3:G:946:GLN:NE2	2.45	0.43
3:G:1104:SER:O	3:G:1108:ILE:HG13	2.19	0.43
3:G:1181:GLN:HA	3:G:1181:GLN:HE21	1.83	0.43
3:G:1301:THR:HG22	3:G:1302:ASP:N	2.34	0.43
3:G:1366:ARG:HG3	3:G:1366:ARG:NH1	2.33	0.43
4:H:208:SER:HB2	4:H:209:MET:H	1.58	0.43
4:H:357:TYR:O	4:H:358:ASP:C	2.62	0.43
4:H:592:ALA:C	4:H:593:VAL:HG23	2.44	0.43
1:A:55:ILE:CG1	1:A:58:GLN:HE22	2.10	0.43
1:A:95:LYS:NZ	3:C:881:ARG:O	2.52	0.43
1:A:356:GLU:OE1	1:A:386:THR:HG23	2.19	0.43
2:B:291:LEU:HD11	2:B:308:GLN:HE21	1.83	0.43
2:B:314:LYS:O	2:B:317:GLY:N	2.49	0.43
2:B:314:LYS:HG3	2:B:353:PHE:CE2	2.54	0.43
2:B:358:LYS:O	2:B:359:ARG:HG2	2.19	0.43
2:B:398:LEU:O	2:B:403:ILE:HG12	2.19	0.43
2:B:428:PHE:CE2	2:B:437:CYS:HB2	2.54	0.43
3:C:563:LEU:HD22	3:C:563:LEU:HA	1.75	0.43
3:C:577:PRO:HB2	3:C:578:PRO:CD	2.49	0.43
3:C:649:GLN:C	3:C:651:ILE:N	2.76	0.43
3:C:665:LEU:O	3:C:667:ARG:CG	2.66	0.43
3:C:752:ILE:CG2	3:C:752:ILE:O	2.65	0.43
3:C:760:ASN:N	3:C:760:ASN:ND2	2.66	0.43
3:C:864:LEU:CD1	3:C:868:ILE:HD11	2.49	0.43
3:C:1027:SER:O	3:C:1028:GLU:C	2.61	0.43
4:D:310:THR:HB	4:D:312:ARG:HG2	2.00	0.43
4:D:450:LYS:HA	4:D:450:LYS:HZ2	1.82	0.43
1:E:38:ASN:N	1:E:38:ASN:ND2	2.64	0.43
1:E:111:ASP:OD1	1:E:112:MET:N	2.51	0.43
1:E:348:PRO:HB2	1:E:353:ILE:CG2	2.49	0.43
2:F:22:TYR:N	2:F:25:CYS:CB	2.82	0.43
2:F:34:SER:O	2:F:35:GLU:O	2.37	0.43
2:F:62:SER:O	2:F:63:TYR:HD2	2.02	0.43
2:F:341:PHE:O	2:F:342:ASP:C	2.62	0.43
3:G:649:GLN:C	3:G:651:ILE:N	2.74	0.43

Continued on next page...

Continued from previous page...

Atom-1	Atom-2	Interatomic distance (Å)	Clash overlap (Å)
3:G:659:TRP:CZ2	3:G:667:ARG:O	2.72	0.43
3:G:666:LYS:C	3:G:667:ARG:HG3	2.44	0.43
3:G:694:GLU:OE2	3:G:706:TYR:O	2.37	0.43
3:G:715:ILE:HD12	3:G:755:ILE:HD11	2.01	0.43
3:G:732:TYR:CD2	3:G:738:LEU:HD11	2.53	0.43
3:G:1225:GLU:N	3:G:1226:PRO:CD	2.82	0.43
4:H:161:TYR:CE2	4:H:359:PRO:HG3	2.54	0.43
4:H:255:GLY:CA	4:H:272:LEU:HD11	2.47	0.43
4:H:269:SER:O	4:H:271:ILE:HG22	2.19	0.43
4:H:354:SER:O	4:H:386:HIS:CE1	2.70	0.43
4:H:460:CYS:O	4:H:471:LEU:N	2.51	0.43
1:A:112:MET:HG3	1:A:119:ARG:CZ	2.49	0.42
1:A:244:LEU:HD11	1:A:256:GLN:NE2	2.33	0.42
2:B:26:LEU:O	2:B:143:PHE:CZ	2.72	0.42
2:B:50:VAL:O	2:B:51:LYS:C	2.61	0.42
2:B:341:PHE:CD1	2:B:345:TYR:HB2	2.54	0.42
2:B:418:THR:OG1	2:B:420:TYR:HE2	2.01	0.42
2:B:441:LEU:HD12	2:B:446:GLN:CG	2.48	0.42
3:C:340:VAL:CG2	3:C:500:GLU:HG3	2.49	0.42
3:C:439:TYR:O	3:C:448:GLU:HA	2.18	0.42
3:C:910:ILE:CD1	3:C:910:ILE:H	2.31	0.42
3:C:918:LEU:HD22	3:C:918:LEU:HA	1.90	0.42
3:C:1154:HIS:C	3:C:1156:HIS:N	2.76	0.42
3:C:1335:ARG:NH2	4:D:433:PRO:CD	2.79	0.42
3:C:1414:LYS:HG2	3:C:1415:ASP:N	2.34	0.42
4:D:292:LYS:CE	4:D:292:LYS:H	2.32	0.42
4:D:306:GLY:HA3	4:D:315:VAL:O	2.19	0.42
4:D:355:ILE:HD11	4:D:388:GLN:CD	2.44	0.42
4:D:534:THR:HA	4:D:535:PRO:HD2	1.76	0.42
4:D:542:SER:OG	4:D:544:LEU:N	2.41	0.42
1:E:50:LYS:C	1:E:52:ASP:H	2.27	0.42
1:E:132:TRP:CE3	1:E:135:MET:HG3	2.53	0.42
1:E:143:ASP:OD1	1:E:155:ARG:NE	2.43	0.42
2:F:33:PRO:O	2:F:33:PRO:HG2	2.20	0.42
2:F:170:SER:CB	2:F:171:PRO:CD	2.95	0.42
2:F:229:ALA:O	2:F:230:LEU:C	2.61	0.42
2:F:279:LEU:HD23	2:F:279:LEU:H	1.84	0.42
3:G:426:LYS:C	3:G:428:MET:HE1	2.44	0.42
3:G:861:PHE:CG	3:G:1036:LEU:HD11	2.54	0.42
3:G:1081:ARG:CZ	3:G:1083:ASP:OD2	2.67	0.42
3:G:1196:GLU:C	3:G:1198:LEU:H	2.27	0.42

Continued on next page...

Continued from previous page...

Atom-1	Atom-2	Interatomic distance (Å)	Clash overlap (Å)
4:H:325:LEU:HD22	4:H:326:PRO:HD2	2.01	0.42
1:A:59:SER:HB2	1:A:88:PRO:HB2	2.01	0.42
1:A:104:LYS:HE3	1:A:313:ILE:C	2.44	0.42
1:A:153:LYS:CB	1:A:154:HIS:CD2	3.03	0.42
1:A:156:LEU:HD11	1:A:333:PRO:HB3	2.01	0.42
1:A:236:ASN:HD22	1:A:236:ASN:N	2.10	0.42
2:B:74:LEU:CD2	2:B:130:PHE:CG	3.02	0.42
2:B:77:GLU:O	2:B:79:ARG:N	2.52	0.42
2:B:322:GLN:O	2:B:323:ALA:C	2.62	0.42
2:B:336:MET:CE	2:B:345:TYR:HE2	2.30	0.42
3:C:571:ASP:OD2	3:C:571:ASP:N	2.50	0.42
3:C:621:PHE:O	3:C:625:LYS:HG2	2.19	0.42
3:C:624:ALA:O	3:C:625:LYS:C	2.62	0.42
3:C:647:LEU:O	3:C:649:GLN:N	2.52	0.42
3:C:946:GLN:HB3	3:C:946:GLN:HE21	1.68	0.42
3:C:1149:LYS:HG2	3:C:1150:LYS:H	1.70	0.42
4:D:166:ASN:O	4:D:167:ARG:C	2.62	0.42
4:D:344:VAL:HG23	4:D:572:ALA:O	2.18	0.42
4:D:431:HIS:O	4:D:433:PRO:HD3	2.19	0.42
1:E:21:PHE:HA	1:E:22:PRO:HD3	1.67	0.42
1:E:56:ARG:O	1:E:58:GLN:N	2.51	0.42
1:E:151:GLY:HA2	2:F:204:ASP:OD2	2.19	0.42
2:F:22:TYR:O	2:F:135:LEU:HD21	2.18	0.42
2:F:319:THR:HG23	2:F:322:GLN:CD	2.42	0.42
2:F:322:GLN:O	2:F:323:ALA:C	2.62	0.42
2:F:324:LEU:HD23	2:F:349:ILE:CG2	2.50	0.42
2:F:434:VAL:HG23	2:F:435:ASP:N	2.34	0.42
3:G:382:ASN:HB2	3:G:521:LEU:O	2.19	0.42
3:G:563:LEU:HD13	3:G:579:PHE:CE2	2.53	0.42
3:G:932:GLN:NE2	3:G:933:ASP:N	2.57	0.42
3:G:1036:LEU:HD12	3:G:1036:LEU:C	2.40	0.42
3:G:1036:LEU:CD1	3:G:1037:GLU:N	2.70	0.42
3:G:1055:TYR:CD1	3:G:1055:TYR:O	2.73	0.42
3:G:1227:ILE:HG21	3:G:1230:ILE:HG12	2.01	0.42
3:G:1269:ASP:O	3:G:1270:GLU:C	2.62	0.42
3:G:1439:GLN:O	3:G:1442:SER:CB	2.67	0.42
4:H:254:LEU:HD12	4:H:254:LEU:C	2.43	0.42
4:H:343:LEU:CD1	4:H:344:VAL:N	2.78	0.42
4:H:403:LYS:HG2	4:H:403:LYS:H	1.66	0.42
4:H:434:VAL:O	4:H:436:PRO:O	2.37	0.42
4:H:535:PRO:HG3	4:H:538:LEU:CD2	2.49	0.42

Continued on next page...

Continued from previous page...

Atom-1	Atom-2	Interatomic distance (Å)	Clash overlap (Å)
1:A:40:PHE:HB3	1:A:41:GLN:NE2	2.34	0.42
2:B:421:GLN:O	2:B:424:CYS:HB3	2.18	0.42
3:C:437:LYS:HD3	3:C:800:ASN:O	2.19	0.42
3:C:541:ALA:HA	3:C:635:VAL:O	2.19	0.42
3:C:861:PHE:CD2	3:C:1038:ILE:HA	2.54	0.42
3:C:1081:ARG:NE	3:C:1083:ASP:OD2	2.52	0.42
3:C:1098:GLN:HE21	3:C:1111:ASN:CB	2.32	0.42
4:D:334:ASP:OD1	4:D:337:PHE:HE2	2.01	0.42
4:D:349:TYR:OH	4:D:377:LEU:HB3	2.19	0.42
1:E:187:GLU:OE1	2:F:196:ARG:HG3	2.19	0.42
1:E:223:PHE:HE2	1:E:269:TRP:CZ2	2.37	0.42
2:F:46:ALA:O	2:F:47:ILE:C	2.61	0.42
2:F:103:HIS:NE2	2:F:107:ARG:NH2	2.67	0.42
3:G:563:LEU:C	3:G:564:VAL:CG2	2.92	0.42
3:G:741:LEU:O	3:G:742:LEU:C	2.60	0.42
3:G:804:PRO:CG	3:G:967:PHE:CE2	3.00	0.42
3:G:846:ASP:HA	3:G:847:PRO:HD2	1.79	0.42
3:G:1446:TYR:HD2	3:G:1446:TYR:HA	1.68	0.42
4:H:346:CYS:SG	4:H:378:PHE:CB	3.07	0.42
4:H:574:LEU:CG	4:H:593:VAL:HG22	2.48	0.42
2:B:300:HIS:HA	2:B:331:PHE:CE1	2.55	0.42
2:B:401:TYR:N	2:B:401:TYR:HD1	2.17	0.42
3:C:348:ALA:O	3:C:349:TYR:HB2	2.19	0.42
3:C:773:GLY:O	3:C:794:HIS:NE2	2.48	0.42
3:C:1093:ASN:O	3:C:1095:VAL:N	2.52	0.42
3:C:1120:GLY:O	3:C:1121:GLU:C	2.62	0.42
3:C:1161:ILE:O	3:C:1162:ASN:C	2.62	0.42
3:C:1316:LYS:N	3:C:1316:LYS:HD3	2.34	0.42
3:C:1345:TRP:HD1	3:C:1382:GLU:OE1	2.02	0.42
3:C:1425:LYS:O	3:C:1426:VAL:C	2.61	0.42
4:D:310:THR:HG22	4:D:312:ARG:HG2	2.01	0.42
2:F:246:LEU:HD23	2:F:246:LEU:N	2.35	0.42
3:G:440:ALA:CB	3:G:877:THR:HG22	2.50	0.42
3:G:458:SER:OG	3:G:461:MET:HG3	2.19	0.42
3:G:541:ALA:HA	3:G:635:VAL:O	2.19	0.42
3:G:552:ASN:ND2	3:G:553:HIS:ND1	2.68	0.42
3:G:597:ALA:O	3:G:598:PHE:C	2.62	0.42
3:G:703:CYS:CA	3:G:704:LYS:HE2	2.47	0.42
3:G:1161:ILE:O	3:G:1162:ASN:C	2.62	0.42
3:G:1211:TYR:O	3:G:1212:LEU:C	2.60	0.42
3:G:1283:CYS:C	3:G:1285:THR:H	2.27	0.42

Continued on next page...

Continued from previous page...

Atom-1	Atom-2	Interatomic distance (Å)	Clash overlap (Å)
4:H:237:ILE:HD11	4:H:320:TYR:CE1	2.54	0.42
4:H:270:VAL:HB	4:H:286:VAL:HG23	2.02	0.42
4:H:357:TYR:N	4:H:357:TYR:HD1	2.15	0.42
1:A:27:TYR:O	1:A:28:ARG:C	2.62	0.42
2:B:279:LEU:O	2:B:283:SER:N	2.47	0.42
2:B:283:SER:HA	2:B:451:SER:OG	2.19	0.42
2:B:366:SER:O	2:B:369:LYS:HB3	2.18	0.42
2:B:407:GLY:O	2:B:408:ILE:C	2.59	0.42
3:C:403:GLU:H	3:C:403:GLU:HG3	1.59	0.42
3:C:618:LEU:C	3:C:618:LEU:CD2	2.86	0.42
3:C:630:ASP:OD1	3:C:688:ARG:NH2	2.53	0.42
3:C:633:ILE:HG12	3:C:689:MET:HB2	2.00	0.42
3:C:711:LEU:O	3:C:755:ILE:HD11	2.19	0.42
3:C:737:GLN:O	3:C:738:LEU:C	2.61	0.42
3:C:744:HIS:O	3:C:745:THR:C	2.63	0.42
3:C:778:ARG:C	3:C:780:LEU:N	2.77	0.42
3:C:868:ILE:C	3:C:870:GLN:N	2.75	0.42
3:C:1222:ARG:HG2	3:C:1223:ILE:N	2.35	0.42
3:C:1305:PRO:O	3:C:1306:SER:C	2.63	0.42
4:D:355:ILE:CD1	4:D:388:GLN:HE22	2.20	0.42
4:D:363:LEU:HD22	4:D:562:LEU:HD22	2.01	0.42
4:D:376:ILE:HA	4:D:421:VAL:HG12	2.00	0.42
4:D:592:ALA:O	4:D:593:VAL:CG2	2.68	0.42
1:E:246:LEU:HD12	1:E:296:ILE:HG12	2.01	0.42
2:F:49:ARG:HG3	2:F:106:LEU:CD1	2.46	0.42
3:G:344:TYR:HB2	3:G:498:TRP:CD2	2.53	0.42
3:G:548:GLN:HB2	3:G:548:GLN:HE21	1.63	0.42
3:G:642:PHE:C	3:G:642:PHE:HD2	2.27	0.42
3:G:1395:TYR:O	3:G:1398:ILE:HG12	2.18	0.42
4:H:256:GLN:C	4:H:257:ILE:O	2.61	0.42
4:H:421:VAL:O	4:H:421:VAL:HG12	2.20	0.42
4:H:459:PRO:CB	4:H:471:LEU:O	2.67	0.42
4:H:494:ARG:HH11	4:H:494:ARG:CG	2.24	0.42
1:A:44:GLU:OE2	1:A:84:TYR:OH	2.29	0.42
1:A:78:ILE:HG22	1:A:319:SER:OG	2.18	0.42
1:A:132:TRP:CD2	1:A:344:PRO:HG2	2.54	0.42
1:A:141:ILE:CD1	1:A:303:PRO:CD	2.98	0.42
2:B:75:GLU:HA	2:B:78:LEU:HB2	2.00	0.42
2:B:320:LEU:C	2:B:320:LEU:HD12	2.45	0.42
3:C:345:TRP:HZ2	3:C:495:GLY:HA2	1.84	0.42
3:C:450:SER:O	3:C:452:TYR:HD1	2.03	0.42

Continued on next page...

Continued from previous page...

Atom-1	Atom-2	Interatomic distance (Å)	Clash overlap (Å)
3:C:531:ASP:O	3:C:532:VAL:CG2	2.66	0.42
3:C:637:HIS:O	3:C:638:ASN:C	2.60	0.42
3:C:637:HIS:C	3:C:639:ILE:N	2.77	0.42
3:C:663:GLY:O	3:C:688:ARG:NE	2.52	0.42
3:C:953:ALA:O	3:C:954:ASN:C	2.62	0.42
3:C:1050:LEU:N	3:C:1050:LEU:HD23	2.34	0.42
3:C:1193:TYR:CD1	3:C:1193:TYR:N	2.88	0.42
3:C:1208:THR:O	3:C:1209:GLN:C	2.62	0.42
4:D:349:TYR:HE1	4:D:381:PHE:CD1	2.37	0.42
4:D:512:TYR:HA	4:D:514:PRO:CD	2.50	0.42
1:E:55:ILE:HD12	1:E:56:ARG:N	2.28	0.42
1:E:125:ALA:O	1:E:163:ARG:HD3	2.20	0.42
1:E:178:SER:O	1:E:182:ARG:HG3	2.20	0.42
2:F:320:LEU:CA	2:F:353:PHE:CE1	2.96	0.42
3:G:381:LYS:CD	3:G:519:MET:HE2	2.46	0.42
3:G:415:GLU:HB3	3:G:419:GLU:OE2	2.20	0.42
3:G:652:ASN:HB2	3:G:670:MET:CE	2.50	0.42
3:G:901:LEU:C	3:G:902:PRO:O	2.62	0.42
3:G:1023:ASN:C	3:G:1026:LYS:HB3	2.44	0.42
3:G:1105:ARG:HH11	3:G:1105:ARG:CB	2.32	0.42
3:G:1222:ARG:CG	3:G:1223:ILE:CD1	2.98	0.42
3:G:1235:ILE:H	3:G:1235:ILE:HG13	1.58	0.42
4:H:546:TYR:CD1	4:H:546:TYR:N	2.62	0.42
1:A:52:ASP:O	1:A:52:ASP:CG	2.62	0.42
1:A:56:ARG:O	1:A:58:GLN:N	2.51	0.42
1:A:89:ASN:HD22	1:A:90:GLN:N	2.18	0.42
1:A:355:ARG:NH1	1:A:355:ARG:CB	2.58	0.42
2:B:81:LEU:O	2:B:83:PHE:CD1	2.73	0.42
2:B:284:PHE:HB3	2:B:288:MET:HB2	2.02	0.42
2:B:324:LEU:O	2:B:325:GLN:C	2.63	0.42
2:B:401:TYR:N	2:B:401:TYR:CD1	2.87	0.42
3:C:574:ALA:HA	3:C:575:PRO:HD3	1.77	0.42
3:C:755:ILE:O	3:C:759:LEU:HG	2.20	0.42
3:C:1122:ASN:HB3	3:C:1127:SER:HB3	2.01	0.42
3:C:1182:ASP:HA	3:C:1204:LEU:CD2	2.50	0.42
3:C:1325:GLN:H	3:C:1325:GLN:CD	2.27	0.42
4:D:171:VAL:C	4:D:172:THR:OG1	2.61	0.42
4:D:201:ALA:O	4:D:202:LEU:HB3	2.18	0.42
1:E:191:LEU:HD23	1:E:191:LEU:O	2.20	0.42
1:E:360:ILE:O	1:E:360:ILE:HG22	2.20	0.42
2:F:54:LYS:O	2:F:58:ASN:ND2	2.53	0.42

Continued on next page...

Continued from previous page...

Atom-1	Atom-2	Interatomic distance (Å)	Clash overlap (Å)
2:F:324:LEU:O	2:F:325:GLN:C	2.62	0.42
3:G:710:GLU:C	3:G:712:VAL:N	2.77	0.42
3:G:764:LEU:CD1	3:G:768:ILE:HD11	2.50	0.42
3:G:874:ILE:HG23	3:G:879:VAL:HG21	2.01	0.42
3:G:1026:LYS:HG2	3:G:1027:SER:N	2.35	0.42
3:G:1085:CYS:SG	3:G:1087:LEU:N	2.93	0.42
3:G:1186:LEU:O	3:G:1191:ARG:HD3	2.20	0.42
3:G:1388:LEU:O	3:G:1390:THR:N	2.53	0.42
3:G:1408:LEU:HD13	3:G:1408:LEU:HA	1.78	0.42
4:H:292:LYS:NZ	4:H:317:THR:O	2.53	0.42
4:H:592:ALA:O	4:H:593:VAL:HG23	2.18	0.42
1:A:343:ASP:O	1:A:347:VAL:HG23	2.18	0.42
1:A:387:SER:C	1:A:390:PRO:HD2	2.45	0.42
2:B:82:LYS:C	2:B:83:PHE:CD1	2.98	0.42
2:B:230:LEU:HD23	2:B:230:LEU:HA	1.66	0.42
2:B:305:GLY:C	2:B:307:MET:N	2.77	0.42
3:C:441:PHE:HZ	3:C:796:PHE:CZ	2.38	0.42
3:C:555:ASN:O	3:C:650:ARG:HD3	2.19	0.42
3:C:571:ASP:HB2	3:C:941:GLN:NE2	2.35	0.42
3:C:756:MET:SD	3:C:762:LEU:HD21	2.60	0.42
3:C:984:LEU:HD12	3:C:984:LEU:C	2.45	0.42
3:C:1236:ALA:HB1	3:C:1246:PHE:CE2	2.55	0.42
3:C:1245:GLN:HG3	3:C:1249:HIS:HE1	1.83	0.42
3:C:1349:GLU:OE2	3:C:1378:THR:N	2.48	0.42
4:D:382:LEU:HD22	4:D:401:ILE:CG2	2.50	0.42
4:D:411:GLU:CG	4:D:414:ARG:NH1	2.80	0.42
1:E:43:ARG:CZ	1:E:83:VAL:CG2	2.98	0.42
1:E:50:LYS:N	1:E:50:LYS:CD	2.67	0.42
1:E:171:ASP:O	1:E:174:VAL:HB	2.19	0.42
1:E:237:LYS:NZ	1:E:256:GLN:NE2	2.67	0.42
2:F:94:GLU:OE2	2:F:94:GLU:CA	2.68	0.42
2:F:177:LYS:HA	2:F:177:LYS:HD3	1.89	0.42
2:F:241:GLN:O	2:F:241:GLN:HG2	2.20	0.42
2:F:316:ILE:HG22	2:F:448:PHE:CD2	2.54	0.42
2:F:423:ALA:O	2:F:424:CYS:C	2.63	0.42
2:F:429:GLU:O	2:F:433:ASN:N	2.53	0.42
3:G:359:VAL:HG12	3:G:360:PHE:N	2.35	0.42
3:G:589:PRO:HG2	3:G:590:LYS:N	2.34	0.42
3:G:855:PHE:C	3:G:856:ILE:HD12	2.44	0.42
3:G:865:TYR:N	3:G:866:PRO:HD3	2.35	0.42
3:G:898:ILE:O	3:G:899:PRO:O	2.37	0.42

Continued on next page...

Continued from previous page...

Atom-1	Atom-2	Interatomic distance (Å)	Clash overlap (Å)
3:G:946:GLN:NE2	3:G:947:LYS:N	2.67	0.42
3:G:1121:GLU:O	3:G:1122:ASN:C	2.62	0.42
3:G:1160:TRP:CE3	3:G:1161:ILE:HA	2.55	0.42
3:G:1195:PRO:HA	3:G:1198:LEU:HD23	2.01	0.42
4:H:406:LEU:HD23	4:H:442:TYR:CD2	2.55	0.42
4:H:546:TYR:CB	4:H:595:VAL:HG11	2.50	0.42
4:H:575:TYR:O	4:H:576:LEU:HD23	2.20	0.42
4:H:580:ALA:O	4:H:587:GLN:OE1	2.37	0.42
1:A:237:LYS:HA	1:A:240:TRP:CG	2.54	0.42
1:A:255:LEU:HD23	1:A:275:VAL:HG21	2.02	0.42
1:A:323:VAL:HG11	1:A:350:ILE:HG21	2.02	0.42
1:A:335:ASP:OD2	1:A:335:ASP:C	2.63	0.42
2:B:94:GLU:HA	2:B:94:GLU:OE2	2.20	0.42
3:C:485:GLU:OE1	3:C:966:ARG:NH1	2.49	0.42
3:C:568:PHE:CE1	3:C:575:PRO:HD2	2.54	0.42
3:C:698:LYS:HG2	3:C:706:TYR:CD1	2.55	0.42
3:C:794:HIS:O	3:C:795:ALA:C	2.62	0.42
3:C:851:PHE:CD1	3:C:1048:LEU:CD1	2.92	0.42
3:C:864:LEU:CD2	3:C:1004:ASP:CB	2.92	0.42
3:C:911:LEU:HB3	3:C:912:PRO:HD3	2.01	0.42
3:C:1411:ASP:O	3:C:1415:ASP:OD1	2.37	0.42
4:D:403:LYS:HG2	4:D:403:LYS:H	1.62	0.42
1:E:28:ARG:HD3	1:E:399:LEU:HD13	2.01	0.42
1:E:56:ARG:HD3	1:E:57:TYR:CE2	2.54	0.42
1:E:142:ILE:HD11	1:E:303:PRO:CG	2.50	0.42
1:E:232:ASP:O	1:E:234:LEU:N	2.52	0.42
2:F:258:THR:C	2:F:260:GLN:H	2.28	0.42
2:F:302:ARG:C	2:F:306:ARG:NH1	2.78	0.42
2:F:358:LYS:HE2	2:F:358:LYS:HB3	1.78	0.42
3:G:438:ASN:HA	3:G:448:GLU:O	2.20	0.42
3:G:849:VAL:HG13	3:G:1226:PRO:HB3	2.01	0.42
3:G:857:LEU:CD2	3:G:859:LEU:CG	2.97	0.42
3:G:1095:VAL:O	3:G:1098:GLN:N	2.52	0.42
3:G:1295:VAL:HG21	3:G:1404:ALA:HB2	2.02	0.42
3:G:1376:LYS:C	3:G:1376:LYS:CD	2.93	0.42
4:H:376:ILE:H	4:H:376:ILE:HG13	1.55	0.42
1:A:332:VAL:HA	1:A:333:PRO:HD3	1.97	0.42
2:B:48:ASP:C	2:B:50:VAL:N	2.77	0.42
2:B:251:ASN:C	2:B:252:HIS:CD2	2.97	0.42
2:B:253:LEU:O	2:B:254:SER:HB3	2.20	0.42
2:B:295:LEU:O	2:B:330:GLU:OE2	2.38	0.42

Continued on next page...

Continued from previous page...

Atom-1	Atom-2	Interatomic distance (Å)	Clash overlap (Å)
3:C:340:VAL:HG22	3:C:341:PHE:N	2.34	0.42
3:C:366:TRP:HB2	3:C:373:HIS:CD2	2.55	0.42
3:C:457:TYR:N	3:C:457:TYR:CD1	2.87	0.42
3:C:498:TRP:C	3:C:499:LEU:HD23	2.45	0.42
3:C:548:GLN:HA	3:C:554:GLN:O	2.20	0.42
3:C:562:ALA:C	3:C:563:LEU:HD23	2.44	0.42
3:C:586:VAL:HB	3:C:742:LEU:HD21	2.01	0.42
3:C:659:TRP:HH2	3:C:667:ARG:HD3	1.85	0.42
3:C:988:LYS:HE2	3:C:988:LYS:HB3	1.94	0.42
3:C:1196:GLU:C	3:C:1198:LEU:H	2.28	0.42
3:C:1319:PRO:C	3:C:1321:THR:N	2.77	0.42
4:D:170:VAL:HG13	4:D:594:GLN:CG	2.49	0.42
4:D:171:VAL:C	4:D:172:THR:HG1	2.23	0.42
4:D:298:PRO:HD3	4:D:483:GLU:O	2.19	0.42
1:E:158:VAL:HG22	1:E:333:PRO:CA	2.45	0.42
1:E:251:ILE:HG23	1:E:275:VAL:HG11	2.00	0.42
2:F:48:ASP:O	2:F:50:VAL:N	2.52	0.42
2:F:89:LEU:O	2:F:91:ASP:N	2.53	0.42
2:F:240:VAL:O	2:F:242:SER:N	2.53	0.42
2:F:314:LYS:O	2:F:317:GLY:N	2.50	0.42
3:G:343:PHE:CB	3:G:365:VAL:HG12	2.50	0.42
3:G:784:ARG:O	3:G:785:SER:C	2.60	0.42
3:G:1420:GLN:NE2	3:G:1421:PHE:CE2	2.87	0.42
4:H:212:LYS:O	4:H:215:ASP:N	2.42	0.42
4:H:558:ASN:HA	4:H:559:PRO:HD2	1.88	0.42
4:H:591:ILE:H	4:H:591:ILE:HG12	1.68	0.42
1:A:244:LEU:HB3	1:A:252:HIS:NE2	2.35	0.41
2:B:22:TYR:N	2:B:25:CYS:CB	2.82	0.41
2:B:192:LEU:HA	2:B:195:PHE:CE2	2.55	0.41
2:B:394:LEU:HG	2:B:398:LEU:HD11	2.02	0.41
2:B:449:CYS:O	2:B:450:GLU:C	2.62	0.41
3:C:350:GLU:OE2	3:C:482:SER:HB2	2.19	0.41
3:C:636:GLY:HA3	3:C:639:ILE:CD1	2.42	0.41
3:C:741:LEU:O	3:C:742:LEU:C	2.59	0.41
3:C:787:ARG:O	3:C:790:PHE:HB2	2.19	0.41
3:C:1077:LEU:HD23	3:C:1077:LEU:N	2.34	0.41
3:C:1100:LEU:HA	3:C:1100:LEU:HD23	1.74	0.41
3:C:1103:GLN:HB3	3:C:1107:THR:HG21	2.02	0.41
3:C:1121:GLU:O	3:C:1122:ASN:C	2.63	0.41
3:C:1293:ASP:OD1	3:C:1293:ASP:N	2.48	0.41
3:C:1406:GLU:H	3:C:1406:GLU:HG2	1.69	0.41

Continued on next page...

Continued from previous page...

Atom-1	Atom-2	Interatomic distance (Å)	Clash overlap (Å)
4:D:407:ARG:HG3	4:D:407:ARG:NH1	2.33	0.41
4:D:445:LEU:CG	4:D:450:LYS:HZ3	2.33	0.41
4:D:480:LEU:CD1	4:D:511:LEU:HB2	2.47	0.41
4:D:506:ARG:C	4:D:531:LEU:HG	2.45	0.41
2:F:115:GLU:CB	3:G:989:GLU:OE2	2.68	0.41
2:F:119:TRP:HE3	2:F:120:PHE:N	2.18	0.41
2:F:195:PHE:HB2	2:F:202:LEU:HD11	2.03	0.41
3:G:439:TYR:OH	3:G:441:PHE:HB2	2.19	0.41
3:G:589:PRO:CG	3:G:592:CYS:CB	2.94	0.41
3:G:605:LYS:O	3:G:606:ASN:C	2.62	0.41
3:G:643:GLU:HA	3:G:646:VAL:CG2	2.50	0.41
3:G:778:ARG:C	3:G:780:LEU:N	2.77	0.41
3:G:793:LEU:O	3:G:794:HIS:C	2.62	0.41
3:G:1006:ILE:CG2	3:G:1008:ILE:HD11	2.49	0.41
3:G:1182:ASP:HB2	3:G:1184:SER:HB3	2.01	0.41
3:G:1340:LYS:C	3:G:1342:TYR:N	2.77	0.41
4:H:240:PHE:CE1	4:H:254:LEU:HB2	2.55	0.41
4:H:383:ASP:C	4:H:385:LYS:H	2.28	0.41
2:B:127:LEU:HA	2:B:127:LEU:HD12	1.71	0.41
3:C:560:MET:SD	3:C:622:PHE:CG	3.13	0.41
3:C:623:LEU:HD22	3:C:661:LYS:HB2	2.01	0.41
3:C:784:ARG:HG2	3:C:784:ARG:HH11	1.85	0.41
3:C:1074:LEU:HB3	3:C:1077:LEU:CD1	2.49	0.41
3:C:1081:ARG:CD	3:C:1352:THR:O	2.68	0.41
4:D:287:ASP:HB3	4:D:315:VAL:HA	2.01	0.41
4:D:367:ILE:CG2	4:D:375:CYS:SG	3.08	0.41
4:D:575:TYR:C	4:D:576:LEU:HD23	2.45	0.41
1:E:163:ARG:HG2	1:E:163:ARG:HH21	1.84	0.41
1:E:231:GLN:O	1:E:232:ASP:C	2.63	0.41
2:F:282:LYS:HE2	2:F:282:LYS:HB3	1.94	0.41
2:F:370:ILE:O	2:F:370:ILE:CG2	2.68	0.41
3:G:383:ILE:HG12	3:G:523:PRO:CG	2.50	0.41
3:G:531:ASP:C	3:G:532:VAL:HG23	2.46	0.41
3:G:652:ASN:HB2	3:G:670:MET:HE3	2.02	0.41
3:G:659:TRP:HZ2	3:G:667:ARG:C	2.28	0.41
3:G:760:ASN:CB	3:G:944:ILE:HD11	2.45	0.41
3:G:766:LEU:HA	3:G:776:MET:HE1	2.02	0.41
3:G:881:ARG:HH11	3:G:972:LEU:HD21	1.85	0.41
3:G:1276:CYS:HB3	3:G:1391:GLN:OE1	2.20	0.41
3:G:1342:TYR:CB	4:H:519:ALA:HB1	2.48	0.41
3:G:1345:TRP:CH2	3:G:1358:ARG:HG3	2.55	0.41

Continued on next page...

Continued from previous page...

Atom-1	Atom-2	Interatomic distance (Å)	Clash overlap (Å)
3:G:1428:GLN:HA	3:G:1431:ARG:NH2	2.34	0.41
4:H:271:ILE:HD12	4:H:271:ILE:C	2.43	0.41
4:H:567:VAL:CG1	4:H:568:GLY:N	2.67	0.41
1:A:118:VAL:O	1:A:118:VAL:HG12	2.19	0.41
1:A:166:HIS:CD2	1:A:166:HIS:N	2.88	0.41
1:A:209:HIS:ND1	1:A:209:HIS:C	2.79	0.41
1:A:298:LEU:C	1:A:300:TYR:N	2.77	0.41
2:B:67:THR:O	2:B:70:TYR:HB3	2.20	0.41
2:B:358:LYS:HG3	2:B:362:TYR:HB3	2.02	0.41
3:C:488:LEU:HD23	3:C:488:LEU:H	1.83	0.41
3:C:577:PRO:CB	3:C:578:PRO:CD	2.97	0.41
3:C:858:LEU:HD12	3:C:1007:MET:HA	2.02	0.41
3:C:1150:LYS:O	3:C:1190:GLN:HG3	2.19	0.41
3:C:1216:ILE:C	3:C:1218:PRO:HD2	2.45	0.41
3:C:1251:TYR:CE1	3:C:1253:LYS:HB3	2.55	0.41
4:D:333:GLU:OE1	4:D:333:GLU:N	2.54	0.41
4:D:460:CYS:O	4:D:471:LEU:N	2.53	0.41
2:F:262:TYR:O	2:F:263:SER:C	2.63	0.41
2:F:315:GLY:C	2:F:445:ASN:HD21	2.27	0.41
3:G:446:VAL:HA	3:G:447:PRO:HD2	1.78	0.41
3:G:513:TRP:NE1	3:G:666:LYS:HG2	2.35	0.41
3:G:522:LYS:CG	3:G:525:LEU:HD11	2.48	0.41
3:G:589:PRO:HG2	3:G:590:LYS:H	1.85	0.41
3:G:622:PHE:C	3:G:624:ALA:N	2.78	0.41
3:G:861:PHE:HD2	3:G:861:PHE:HA	1.69	0.41
3:G:1015:LEU:HD12	3:G:1018:VAL:HB	2.01	0.41
3:G:1186:LEU:CD2	3:G:1187:THR:N	2.81	0.41
3:G:1196:GLU:C	3:G:1198:LEU:N	2.78	0.41
3:G:1217:HIS:CD2	3:G:1246:PHE:CZ	3.08	0.41
3:G:1339:LYS:O	3:G:1340:LYS:C	2.62	0.41
4:H:343:LEU:HG	4:H:344:VAL:N	2.35	0.41
4:H:512:TYR:CD2	4:H:512:TYR:C	2.98	0.41
1:A:108:PHE:N	1:A:167:CYS:SG	2.93	0.41
1:A:139:ILE:O	1:A:143:ASP:HB2	2.21	0.41
1:A:145:ALA:C	1:A:147:LYS:N	2.77	0.41
1:A:208:ILE:HG23	1:A:212:ILE:CB	2.49	0.41
1:A:298:LEU:O	1:A:300:TYR:N	2.53	0.41
2:B:56:VAL:CG2	2:B:127:LEU:HD13	2.48	0.41
2:B:180:PHE:O	2:B:181:GLU:C	2.63	0.41
2:B:259:GLY:O	2:B:260:GLN:CB	2.68	0.41
2:B:262:TYR:O	2:B:263:SER:C	2.63	0.41

Continued on next page...

Continued from previous page...

Atom-1	Atom-2	Interatomic distance (Å)	Clash overlap (Å)
2:B:371:ILE:HG22	2:B:372:LEU:HD23	2.01	0.41
3:C:360:PHE:HB3	3:C:362:PHE:HE1	1.86	0.41
3:C:430:PHE:C	3:C:430:PHE:CD2	2.97	0.41
3:C:438:ASN:HA	3:C:448:GLU:O	2.20	0.41
3:C:469:LYS:C	3:C:473:PHE:CZ	2.99	0.41
3:C:771:ILE:HG13	3:C:771:ILE:H	1.64	0.41
3:C:775:ILE:HG22	3:C:778:ARG:HG2	2.01	0.41
3:C:1036:LEU:O	3:C:1037:GLU:CG	2.61	0.41
3:C:1080:VAL:O	3:C:1081:ARG:C	2.64	0.41
3:C:1122:ASN:O	3:C:1123:VAL:C	2.63	0.41
3:C:1140:THR:O	3:C:1140:THR:CG2	2.61	0.41
3:C:1334:ILE:HG22	3:C:1440:PHE:CE1	2.54	0.41
3:C:1374:CYS:SG	3:C:1376:LYS:N	2.84	0.41
4:D:550:ASP:C	4:D:551:VAL:HG23	2.46	0.41
2:F:38:SER:O	2:F:40:ILE:N	2.54	0.41
2:F:180:PHE:O	2:F:181:GLU:C	2.63	0.41
3:G:366:TRP:CH2	3:G:371:GLU:HA	2.55	0.41
3:G:703:CYS:C	3:G:704:LYS:HE2	2.45	0.41
3:G:1294:ASN:ND2	3:G:1295:VAL:N	2.68	0.41
3:G:1318:SER:O	3:G:1319:PRO:C	2.64	0.41
4:H:219:VAL:O	4:H:221:THR:N	2.53	0.41
4:H:476:LEU:O	4:H:480:LEU:HD23	2.21	0.41
4:H:541:PRO:O	4:H:542:SER:HB3	2.19	0.41
1:A:13:LEU:CD2	1:A:17:TYR:CE2	3.04	0.41
1:A:76:TYR:CD1	1:A:76:TYR:N	2.88	0.41
1:A:162:ARG:HG3	1:A:327:THR:HG21	2.02	0.41
1:A:234:LEU:CG	1:A:243:ILE:HD12	2.51	0.41
2:B:120:PHE:O	2:B:123:GLN:N	2.53	0.41
2:B:285:PRO:HA	2:B:447:PHE:CE2	2.55	0.41
2:B:315:GLY:C	2:B:445:ASN:ND2	2.78	0.41
2:B:431:ILE:HG23	2:B:432:HIS:HD1	1.84	0.41
3:C:359:VAL:HG11	3:C:484:LEU:HD13	2.02	0.41
3:C:638:ASN:ND2	3:C:642:PHE:HD1	2.19	0.41
3:C:843:LEU:CA	3:C:981:ARG:HG2	2.48	0.41
3:C:941:GLN:HE22	3:G:371:GLU:CD	2.28	0.41
3:C:1157:VAL:HG21	3:C:1177:TYR:HB2	1.98	0.41
3:C:1211:TYR:HA	3:C:1215:GLN:CB	2.49	0.41
4:D:182:TRP:CZ3	4:D:575:TYR:CD2	3.08	0.41
4:D:243:LEU:HD22	4:D:253:LEU:CD1	2.45	0.41
4:D:256:GLN:C	4:D:257:ILE:O	2.64	0.41
1:E:82:ALA:CB	1:E:104:LYS:HD3	2.47	0.41

Continued on next page...

Continued from previous page...

Atom-1	Atom-2	Interatomic distance (Å)	Clash overlap (Å)
2:F:73:LYS:O	2:F:76:SER:HB2	2.20	0.41
3:G:349:TYR:CD1	3:G:665:LEU:HD12	2.48	0.41
3:G:362:PHE:CG	3:G:687:GLY:HA2	2.55	0.41
3:G:532:VAL:CG1	3:G:533:SER:N	2.84	0.41
3:G:548:GLN:H	3:G:725:MET:CE	2.33	0.41
3:G:778:ARG:O	3:G:780:LEU:N	2.54	0.41
3:G:903:ASP:OD1	3:G:905:SER:CB	2.68	0.41
3:G:1178:VAL:C	3:G:1179:ILE:HD13	2.45	0.41
3:G:1240:GLY:HA3	3:G:1242:ASP:OD1	2.20	0.41
3:G:1245:GLN:HA	3:G:1248:VAL:CG2	2.50	0.41
3:G:1319:PRO:O	3:G:1320:LEU:C	2.62	0.41
3:G:1401:ALA:O	3:G:1402:GLU:C	2.63	0.41
3:G:1408:LEU:HD12	3:G:1413:GLU:OE1	2.19	0.41
3:G:1427:LEU:HB3	3:G:1431:ARG:HH22	1.85	0.41
4:H:422:PHE:N	4:H:422:PHE:HD2	2.19	0.41
4:H:469:PHE:CD2	4:H:539:ILE:HD11	2.55	0.41
1:A:106:LEU:HD12	1:A:106:LEU:HA	1.75	0.41
2:B:34:SER:O	2:B:35:GLU:O	2.38	0.41
2:B:87:GLU:HA	2:B:93:TYR:CE1	2.55	0.41
3:C:438:ASN:O	3:C:802:ILE:HG12	2.20	0.41
3:C:572:LYS:O	3:C:573:ALA:C	2.64	0.41
3:C:729:GLN:O	3:C:732:TYR:HB2	2.20	0.41
3:C:932:GLN:CG	3:C:933:ASP:N	2.84	0.41
3:C:1042:GLY:O	3:C:1043:VAL:HG23	2.21	0.41
3:C:1193:TYR:CE2	3:C:1204:LEU:CD1	3.04	0.41
3:C:1217:HIS:N	3:C:1218:PRO:CD	2.84	0.41
3:C:1217:HIS:ND1	3:C:1217:HIS:C	2.78	0.41
3:C:1242:ASP:N	3:C:1243:PRO:CD	2.84	0.41
3:C:1305:PRO:O	3:C:1308:TYR:N	2.47	0.41
3:C:1410:THR:C	3:C:1412:HIS:H	2.28	0.41
4:D:548:VAL:CG1	4:D:557:VAL:HG22	2.49	0.41
1:E:209:HIS:ND1	1:E:211:PHE:N	2.67	0.41
3:G:416:GLU:CD	3:G:472:THR:H	2.27	0.41
3:G:631:PRO:C	3:G:688:ARG:NH1	2.77	0.41
3:G:664:ARG:HD2	3:G:688:ARG:HG3	2.03	0.41
3:G:857:LEU:CD1	3:G:1018:VAL:CG1	2.99	0.41
3:G:1035:LEU:C	3:G:1036:LEU:O	2.61	0.41
3:G:1246:PHE:CD1	3:G:1246:PHE:C	2.98	0.41
3:G:1337:PHE:CE2	3:G:1391:GLN:CG	2.98	0.41
4:H:182:TRP:CG	4:H:573:ARG:HE	2.39	0.41
4:H:213:LEU:H	4:H:213:LEU:HG	1.69	0.41

Continued on next page...

Continued from previous page...

Atom-1	Atom-2	Interatomic distance (Å)	Clash overlap (Å)
4:H:419:HIS:O	4:H:420:LEU:HD23	2.20	0.41
4:H:503:LEU:HD11	4:H:554:CYS:HB3	2.01	0.41
4:H:540:ILE:C	4:H:541:PRO:O	2.62	0.41
1:A:139:ILE:HG22	1:A:140:ARG:N	2.35	0.41
1:A:237:LYS:O	1:A:241:ASP:N	2.49	0.41
1:A:344:PRO:HD2	1:A:345:PHE:CZ	2.56	0.41
1:A:350:ILE:CA	1:A:353:ILE:HG12	2.47	0.41
2:B:44:ASN:O	2:B:48:ASP:OD2	2.39	0.41
2:B:46:ALA:HA	2:B:106:LEU:HD11	2.03	0.41
2:B:178:LEU:HD11	2:B:183:ILE:HD11	2.02	0.41
3:C:430:PHE:CD2	3:C:430:PHE:N	2.88	0.41
3:C:563:LEU:C	3:C:564:VAL:HG23	2.45	0.41
3:C:589:PRO:HG2	3:C:592:CYS:HB2	2.02	0.41
3:C:701:ILE:HG13	3:C:702:ARG:N	2.35	0.41
3:C:935:ASN:ND2	3:C:937:ASP:CB	2.69	0.41
3:C:1042:GLY:C	3:C:1043:VAL:HG23	2.45	0.41
3:C:1054:LYS:HE2	3:C:1054:LYS:HB2	1.97	0.41
3:C:1092:GLY:O	3:C:1093:ASN:C	2.62	0.41
3:C:1196:GLU:C	3:C:1198:LEU:N	2.78	0.41
3:C:1211:TYR:O	3:C:1215:GLN:HB2	2.20	0.41
3:C:1234:LEU:HG	3:C:1238:TRP:CZ3	2.56	0.41
4:D:279:SER:O	4:D:281:GLY:N	2.53	0.41
1:E:237:LYS:HA	1:E:240:TRP:NE1	2.35	0.41
1:E:398:PHE:CE2	1:E:402:LEU:HD21	2.55	0.41
1:E:406:ARG:O	1:E:410:LEU:HB2	2.21	0.41
2:F:113:SER:C	2:F:115:GLU:N	2.78	0.41
2:F:161:LEU:CD2	2:F:162:ARG:NH1	2.84	0.41
2:F:298:ASN:N	2:F:298:ASN:ND2	2.68	0.41
3:G:395:LYS:HB2	3:G:408:ILE:CD1	2.47	0.41
3:G:855:PHE:CD2	3:G:1045:LYS:HA	2.56	0.41
3:G:901:LEU:HD12	3:G:902:PRO:O	2.20	0.41
3:G:1231:ASP:C	3:G:1231:ASP:OD1	2.63	0.41
3:G:1273:TYR:N	3:G:1273:TYR:CD1	2.89	0.41
4:H:297:PHE:CD1	4:H:297:PHE:C	2.99	0.41
4:H:403:LYS:HE2	4:H:442:TYR:CE1	2.55	0.41
4:H:540:ILE:O	4:H:541:PRO:C	2.63	0.41
1:A:118:VAL:HG13	1:A:300:TYR:CG	2.56	0.41
1:A:174:VAL:HA	1:A:177:LEU:HD21	2.03	0.41
1:A:210:PRO:O	1:A:211:PHE:C	2.63	0.41
2:B:229:ALA:C	2:B:231:ALA:H	2.27	0.41
2:B:229:ALA:O	2:B:230:LEU:C	2.64	0.41

Continued on next page...

Continued from previous page...

Atom-1	Atom-2	Interatomic distance (Å)	Clash overlap (Å)
2:B:275:GLN:O	2:B:279:LEU:HG	2.21	0.41
3:C:365:VAL:CG1	3:C:376:CYS:SG	3.09	0.41
3:C:577:PRO:HB2	3:C:578:PRO:HD2	2.02	0.41
3:C:602:ILE:HD13	3:C:609:VAL:CG1	2.43	0.41
3:C:651:ILE:CD1	3:C:659:TRP:HA	2.50	0.41
3:C:694:GLU:HG3	3:C:698:LYS:HE2	2.03	0.41
3:C:723:ILE:N	3:C:723:ILE:CD1	2.68	0.41
3:C:759:LEU:N	3:C:759:LEU:CD2	2.79	0.41
3:C:807:GLN:O	3:C:808:ILE:HG13	2.20	0.41
3:C:1300:GLY:N	3:C:1303:MET:HE2	2.35	0.41
3:C:1345:TRP:HE1	3:C:1356:ARG:HH12	1.62	0.41
3:C:1376:LYS:HD3	3:C:1376:LYS:C	2.46	0.41
4:D:212:LYS:O	4:D:214:PRO:N	2.53	0.41
4:D:219:VAL:O	4:D:220:LEU:C	2.63	0.41
4:D:270:VAL:C	4:D:271:ILE:CG2	2.94	0.41
4:D:292:LYS:CD	4:D:292:LYS:H	2.34	0.41
4:D:349:TYR:CE1	4:D:381:PHE:CD1	3.09	0.41
4:D:428:ASP:O	4:D:430:HIS:N	2.53	0.41
1:E:68:LYS:HE3	1:E:72:LYS:CE	2.51	0.41
1:E:142:ILE:HG23	1:E:189:LEU:HD13	2.03	0.41
1:E:329:ARG:H	1:E:329:ARG:HG2	1.72	0.41
1:E:349:THR:O	1:E:353:ILE:HG23	2.20	0.41
2:F:113:SER:C	2:F:115:GLU:H	2.28	0.41
2:F:276:ILE:HA	2:F:279:LEU:HD12	2.01	0.41
2:F:283:SER:O	2:F:447:PHE:CE2	2.74	0.41
2:F:433:ASN:C	2:F:434:VAL:HG13	2.46	0.41
3:G:540:MET:SD	3:G:562:ALA:HB1	2.61	0.41
3:G:563:LEU:HD22	3:G:563:LEU:HA	1.84	0.41
3:G:614:THR:O	3:G:615:GLU:C	2.64	0.41
3:G:621:PHE:O	3:G:622:PHE:C	2.64	0.41
3:G:710:GLU:O	3:G:713:GLN:N	2.54	0.41
3:G:784:ARG:HH11	3:G:784:ARG:HG2	1.86	0.41
3:G:787:ARG:O	3:G:790:PHE:HB2	2.20	0.41
3:G:804:PRO:HG2	3:G:967:PHE:CD2	2.54	0.41
3:G:911:LEU:HD12	3:G:911:LEU:C	2.45	0.41
3:G:1050:LEU:CD1	3:G:1226:PRO:HG2	2.49	0.41
3:G:1294:ASN:ND2	3:G:1295:VAL:H	2.19	0.41
4:H:297:PHE:CD1	4:H:298:PRO:O	2.72	0.41
4:H:361:LEU:O	4:H:362:ASP:C	2.63	0.41
4:H:426:LEU:HD23	4:H:437:GLN:NE2	2.36	0.41
4:H:569:GLY:O	4:H:570:THR:HG22	2.20	0.41

Continued on next page...

Continued from previous page...

Atom-1	Atom-2	Interatomic distance (Å)	Clash overlap (Å)
1:A:147:LYS:HG2	1:A:148:GLU:N	2.36	0.41
1:A:330:ILE:HG21	1:A:388:LEU:HD11	2.02	0.41
2:B:70:TYR:O	2:B:71:GLN:C	2.64	0.41
2:B:200:VAL:HG11	2:B:209:VAL:HG13	2.03	0.41
2:B:345:TYR:O	2:B:346:SER:C	2.64	0.41
2:B:385:PRO:O	2:B:386:PHE:C	2.63	0.41
2:B:423:ALA:O	2:B:424:CYS:C	2.63	0.41
2:B:441:LEU:HD11	2:B:446:GLN:HG2	2.02	0.41
3:C:457:TYR:N	3:C:457:TYR:HD1	2.19	0.41
3:C:532:VAL:HA	3:G:366:TRP:CD1	2.56	0.41
3:C:585:VAL:HB	3:C:621:PHE:CD2	2.56	0.41
3:C:614:THR:O	3:C:615:GLU:C	2.63	0.41
3:C:681:GLU:OE1	3:C:681:GLU:N	2.54	0.41
3:C:800:ASN:ND2	3:C:800:ASN:O	2.54	0.41
3:C:843:LEU:HD12	3:C:843:LEU:C	2.44	0.41
3:C:929:MET:O	3:C:929:MET:CG	2.69	0.41
3:C:1099:ILE:O	3:C:1100:LEU:HD23	2.21	0.41
3:C:1160:TRP:HE3	3:C:1161:ILE:CG1	2.31	0.41
3:C:1211:TYR:O	3:C:1212:LEU:C	2.62	0.41
3:C:1230:ILE:CD1	3:C:1238:TRP:HH2	2.34	0.41
3:C:1235:ILE:O	3:C:1238:TRP:N	2.54	0.41
3:C:1244:THR:CG2	3:C:1247:ARG:NH2	2.77	0.41
3:C:1416:LYS:HE2	3:C:1420:GLN:HB2	2.02	0.41
3:C:1417:LEU:HD11	3:C:1421:PHE:HE2	1.85	0.41
4:D:291:LEU:HD13	4:D:316:ALA:C	2.46	0.41
1:E:174:VAL:CA	1:E:177:LEU:HG	2.49	0.41
1:E:208:ILE:HG23	1:E:212:ILE:HB	2.02	0.41
1:E:213:ARG:HH11	1:E:213:ARG:CG	2.33	0.41
2:F:49:ARG:HD3	2:F:102:SER:OG	2.21	0.41
2:F:75:GLU:HA	2:F:78:LEU:HB2	2.01	0.41
2:F:285:PRO:HB3	2:F:447:PHE:CE2	2.55	0.41
2:F:444:PRO:O	2:F:445:ASN:C	2.63	0.41
3:G:340:VAL:HG23	3:G:501:VAL:O	2.21	0.41
3:G:346:LEU:HD22	3:G:689:MET:CE	2.50	0.41
3:G:394:MET:SD	3:G:406:THR:O	2.79	0.41
3:G:505:GLN:O	3:G:506:LEU:HD23	2.20	0.41
3:G:636:GLY:C	3:G:639:ILE:HD11	2.46	0.41
3:G:843:LEU:HD11	3:G:845:LEU:HG	2.02	0.41
3:G:859:LEU:C	3:G:860:ASP:OD1	2.63	0.41
3:G:1203:ASN:OD1	3:G:1203:ASN:N	2.50	0.41
3:G:1283:CYS:C	3:G:1285:THR:N	2.79	0.41

Continued on next page...

Continued from previous page...

Atom-1	Atom-2	Interatomic distance (Å)	Clash overlap (Å)
3:G:1340:LYS:HD3	3:G:1383:TYR:CG	2.56	0.41
3:G:1356:ARG:HG2	3:G:1356:ARG:NH1	2.36	0.41
3:G:1388:LEU:O	3:G:1389:TYR:C	2.64	0.41
4:H:227:LEU:O	4:H:228:GLY:C	2.64	0.41
4:H:363:LEU:HD21	4:H:377:LEU:HD11	2.03	0.41
4:H:383:ASP:OD1	4:H:385:LYS:N	2.45	0.41
4:H:424:PRO:HG2	4:H:458:GLU:HB2	2.03	0.41
4:H:447:ARG:NH2	4:H:450:LYS:HB2	2.36	0.41
4:H:544:LEU:HD23	4:H:544:LEU:HA	1.81	0.41
1:A:144:ARG:NH2	1:A:144:ARG:HG2	2.35	0.41
1:A:324:HIS:HA	1:A:325:PRO:HD3	1.96	0.41
2:B:85:TYR:HB3	2:B:86:ARG:H	1.53	0.41
2:B:113:SER:C	2:B:115:GLU:H	2.28	0.41
2:B:118:ARG:CZ	2:B:118:ARG:CB	2.98	0.41
2:B:125:MET:O	2:B:129:ARG:HG3	2.21	0.41
2:B:199:LYS:O	2:B:200:VAL:CG1	2.69	0.41
2:B:303:HIS:O	2:B:304:GLY:C	2.63	0.41
3:C:747:LYS:O	3:C:751:PHE:HD1	1.99	0.41
3:C:759:LEU:C	3:C:761:VAL:N	2.77	0.41
3:C:908:MET:HB2	3:C:913:ARG:CD	2.51	0.41
3:C:982:GLU:O	3:C:984:LEU:N	2.54	0.41
3:C:1094:PHE:CE1	3:C:1115:ARG:HG2	2.55	0.41
3:C:1227:ILE:CG2	3:C:1230:ILE:HG12	2.50	0.41
4:D:234:HIS:ND1	4:D:234:HIS:C	2.80	0.41
4:D:256:GLN:C	4:D:272:LEU:CD1	2.91	0.41
4:D:381:PHE:CE2	4:D:440:PHE:CE2	3.07	0.41
4:D:383:ASP:HB3	4:D:386:HIS:HB2	2.02	0.41
4:D:517:ASP:OD1	4:D:517:ASP:N	2.54	0.41
4:D:546:TYR:H	4:D:546:TYR:HD1	1.59	0.41
1:E:130:LYS:NZ	1:E:230:ASN:OD1	2.52	0.41
1:E:202:VAL:CG2	1:E:299:GLN:HB2	2.50	0.41
1:E:251:ILE:O	1:E:251:ILE:HG22	2.20	0.41
1:E:324:HIS:HA	1:E:325:PRO:HD3	1.86	0.41
2:F:83:PHE:HD2	2:F:99:ASP:HB2	1.85	0.41
2:F:178:LEU:HD11	2:F:183:ILE:CD1	2.50	0.41
2:F:347:TYR:CD2	3:G:1238:TRP:HD1	2.39	0.41
3:G:374:VAL:C	3:G:375:SER:O	2.60	0.41
3:G:421:ILE:HG23	3:G:425:TYR:CE2	2.55	0.41
3:G:624:ALA:O	3:G:625:LYS:C	2.64	0.41
3:G:715:ILE:HD12	3:G:755:ILE:CD1	2.51	0.41
3:G:922:ARG:HH22	3:G:950:LYS:NZ	2.18	0.41

Continued on next page...

Continued from previous page...

Atom-1	Atom-2	Interatomic distance (Å)	Clash overlap (Å)
3:G:958:GLY:O	3:G:962:PHE:HB2	2.21	0.41
3:G:1369:PRO:HG2	3:G:1379:LEU:HG	2.03	0.41
4:H:175:GLY:C	4:H:176:LEU:HG	2.46	0.41
4:H:201:ALA:O	4:H:202:LEU:HB3	2.21	0.41
4:H:231:LEU:HB3	4:H:303:ILE:CD1	2.51	0.41
4:H:389:VAL:HA	4:H:394:LEU:CD1	2.51	0.41
4:H:513:PRO:HA	4:H:514:PRO:HD2	1.44	0.41
1:A:256:GLN:HE21	1:A:256:GLN:HB2	1.65	0.40
1:A:406:ARG:O	1:A:410:LEU:HB2	2.20	0.40
2:B:38:SER:O	2:B:41:GLU:N	2.53	0.40
2:B:87:GLU:HA	2:B:93:TYR:CD1	2.56	0.40
2:B:414:LEU:C	2:B:416:LYS:N	2.79	0.40
3:C:553:HIS:HB3	4:D:307:ILE:HD12	1.94	0.40
3:C:720:ARG:HH12	3:C:722:VAL:CG1	2.34	0.40
3:C:724:PRO:C	3:C:726:GLU:H	2.29	0.40
3:C:1002:ASP:OD1	3:C:1002:ASP:C	2.63	0.40
3:C:1293:ASP:O	3:C:1294:ASN:HB2	2.21	0.40
4:D:355:ILE:O	4:D:355:ILE:HG22	2.21	0.40
4:D:426:LEU:HG	4:D:437:GLN:NE2	2.36	0.40
1:E:82:ALA:HB1	1:E:103:GLU:O	2.21	0.40
2:F:258:THR:OG1	2:F:261:ASP:CA	2.68	0.40
2:F:295:LEU:O	2:F:295:LEU:CD1	2.66	0.40
2:F:295:LEU:HD11	2:F:330:GLU:CG	2.51	0.40
2:F:419:HIS:HB3	2:F:422:VAL:CG2	2.48	0.40
3:G:559:ALA:O	3:G:560:MET:HG2	2.22	0.40
3:G:659:TRP:O	3:G:661:LYS:N	2.55	0.40
3:G:907:GLU:HA	3:G:907:GLU:OE1	2.21	0.40
3:G:1193:TYR:HD1	3:G:1193:TYR:N	2.16	0.40
3:G:1233:VAL:O	3:G:1234:LEU:C	2.63	0.40
1:A:192:VAL:HG21	1:A:304:ARG:HG2	2.03	0.40
1:A:357:LEU:HD13	1:A:382:ASP:OD1	2.21	0.40
2:B:22:TYR:CB	2:B:23:PRO:CD	2.99	0.40
2:B:112:GLN:O	2:B:117:ARG:CZ	2.69	0.40
2:B:300:HIS:ND1	2:B:300:HIS:C	2.80	0.40
2:B:401:TYR:HD2	2:B:427:TYR:CE2	2.39	0.40
3:C:416:GLU:OE2	3:C:472:THR:OG1	2.31	0.40
3:C:1206:ILE:HD13	3:C:1206:ILE:C	2.44	0.40
3:C:1339:LYS:O	3:C:1340:LYS:C	2.64	0.40
4:D:302:VAL:HG21	4:D:304:MET:HG3	2.02	0.40
4:D:341:MET:HB2	4:D:575:TYR:CE1	2.56	0.40
4:D:361:LEU:O	4:D:362:ASP:C	2.63	0.40

Continued on next page...

Continued from previous page...

Atom-1	Atom-2	Interatomic distance (Å)	Clash overlap (Å)
4:D:381:PHE:CE2	4:D:440:PHE:HE2	2.36	0.40
4:D:540:ILE:O	4:D:541:PRO:C	2.63	0.40
1:E:49:LEU:HB3	1:E:50:LYS:HZ1	1.84	0.40
1:E:57:TYR:HB3	1:E:88:PRO:O	2.21	0.40
1:E:196:GLN:OE1	1:E:196:GLN:N	2.52	0.40
1:E:267:GLN:HG2	1:E:271:HIS:HE2	1.86	0.40
2:F:184:TYR:OH	2:F:211:LEU:CD1	2.70	0.40
2:F:303:HIS:HA	2:F:306:ARG:CZ	2.50	0.40
3:G:637:HIS:O	3:G:639:ILE:HD13	2.21	0.40
3:G:752:ILE:O	3:G:752:ILE:CG2	2.65	0.40
3:G:859:LEU:HD22	3:G:1040:ILE:HA	2.02	0.40
3:G:864:LEU:N	3:G:866:PRO:HD2	2.36	0.40
3:G:953:ALA:O	3:G:954:ASN:C	2.63	0.40
3:G:1236:ALA:CB	3:G:1246:PHE:CE2	3.05	0.40
3:G:1332:MET:HE3	3:G:1335:ARG:CD	2.51	0.40
3:G:1340:LYS:O	3:G:1342:TYR:N	2.54	0.40
4:H:306:GLY:CA	4:H:317:THR:HG23	2.24	0.40
4:H:382:LEU:O	4:H:429:VAL:HG12	2.21	0.40
4:H:495:PHE:C	4:H:497:ARG:H	2.28	0.40
1:A:84:TYR:HD1	1:A:100:GLN:C	2.29	0.40
1:A:209:HIS:CG	1:A:210:PRO:N	2.89	0.40
1:A:227:ALA:HA	1:A:231:GLN:HB2	2.04	0.40
1:A:275:VAL:O	1:A:279:TYR:N	2.54	0.40
2:B:167:VAL:HG23	2:B:178:LEU:HD13	2.03	0.40
2:B:218:ILE:HG22	2:B:219:LEU:N	2.34	0.40
3:C:549:ASN:N	3:C:554:GLN:O	2.54	0.40
3:C:614:THR:O	3:C:617:THR:N	2.50	0.40
3:C:710:GLU:O	3:C:712:VAL:N	2.54	0.40
3:C:757:CYS:O	3:C:758:GLU:C	2.64	0.40
3:C:909:GLY:O	3:C:910:ILE:C	2.65	0.40
3:C:1376:LYS:O	3:C:1376:LYS:CG	2.70	0.40
4:D:215:ASP:O	4:D:216:ILE:C	2.64	0.40
4:D:287:ASP:HB3	4:D:315:VAL:CG1	2.52	0.40
4:D:406:LEU:HD12	4:D:406:LEU:HA	1.90	0.40
2:F:314:LYS:HG3	2:F:353:PHE:HE2	1.85	0.40
3:G:698:LYS:C	3:G:700:LEU:N	2.79	0.40
3:G:960:LEU:HD23	3:G:960:LEU:HA	1.80	0.40
3:G:1000:TYR:HB3	3:G:1007:MET:HB2	2.03	0.40
3:G:1154:HIS:NE2	3:G:1155:VAL:CG2	2.81	0.40
3:G:1216:ILE:C	3:G:1218:PRO:CD	2.94	0.40
4:H:156:THR:CG2	4:H:159:GLN:HB2	2.51	0.40

Continued on next page...

Continued from previous page...

Atom-1	Atom-2	Interatomic distance (Å)	Clash overlap (Å)
4:H:164:ARG:HG2	4:H:164:ARG:O	2.21	0.40
4:H:219:VAL:O	4:H:220:LEU:C	2.64	0.40
4:H:243:LEU:HD22	4:H:253:LEU:HB3	2.04	0.40
4:H:333:GLU:O	4:H:337:PHE:CE2	2.74	0.40
4:H:403:LYS:HE2	4:H:442:TYR:CD1	2.56	0.40
1:A:347:VAL:HA	1:A:348:PRO:HD2	1.90	0.40
1:A:393:LYS:HE3	1:A:393:LYS:O	2.21	0.40
2:B:40:ILE:H	2:B:40:ILE:HG13	1.65	0.40
2:B:229:ALA:O	2:B:233:THR:HG23	2.22	0.40
2:B:359:ARG:HG3	2:B:359:ARG:NH1	2.33	0.40
3:C:637:HIS:N	3:C:752:ILE:HD13	2.36	0.40
3:C:762:LEU:N	3:C:762:LEU:CD2	2.85	0.40
3:C:1136:ASN:HA	3:C:1175:VAL:O	2.22	0.40
3:C:1220:VAL:O	3:C:1223:ILE:HB	2.22	0.40
4:D:227:LEU:HD11	4:D:231:LEU:CD1	2.50	0.40
4:D:430:HIS:CD2	4:D:440:PHE:HE1	2.40	0.40
1:E:57:TYR:HD2	1:E:57:TYR:H	1.68	0.40
1:E:66:LEU:O	1:E:70:MET:CB	2.69	0.40
1:E:184:GLY:O	1:E:187:GLU:HB2	2.21	0.40
1:E:242:LYS:HB2	1:E:242:LYS:HE3	1.88	0.40
1:E:302:PHE:CZ	1:E:303:PRO:O	2.75	0.40
1:E:343:ASP:OD1	1:E:343:ASP:C	2.65	0.40
1:E:343:ASP:OD1	1:E:346:THR:N	2.51	0.40
2:F:112:GLN:HB2	2:F:113:SER:H	1.74	0.40
2:F:116:LEU:HD23	2:F:116:LEU:HA	1.79	0.40
2:F:191:ALA:O	2:F:192:LEU:C	2.64	0.40
2:F:446:GLN:C	2:F:448:PHE:N	2.77	0.40
3:G:389:PHE:HE1	3:G:455:VAL:HG21	1.87	0.40
3:G:593:ILE:O	3:G:594:PHE:C	2.64	0.40
3:G:774:ASN:HD21	3:G:779:THR:HG1	1.54	0.40
3:G:991:VAL:HA	3:G:994:MET:CE	2.52	0.40
3:G:1113:GLN:O	3:G:1114:LYS:C	2.64	0.40
3:G:1122:ASN:O	3:G:1123:VAL:C	2.64	0.40
3:G:1284:PRO:CG	3:G:1325:GLN:HE21	2.33	0.40
4:H:514:PRO:O	4:H:515:GLN:O	2.38	0.40
1:A:26:TYR:HE1	1:A:80:ILE:HD11	1.87	0.40
1:A:335:ASP:OD1	1:A:338:LYS:CG	2.69	0.40
2:B:240:VAL:O	2:B:242:SER:N	2.54	0.40
2:B:320:LEU:HD12	2:B:321:GLU:N	2.37	0.40
2:B:365:PHE:CD1	2:B:369:LYS:HE3	2.56	0.40
2:B:417:GLY:O	2:B:418:THR:CG2	2.66	0.40

Continued on next page...

Continued from previous page...

Atom-1	Atom-2	Interatomic distance (Å)	Clash overlap (Å)
2:B:421:GLN:HE22	2:B:442:ASN:HA	1.83	0.40
3:C:441:PHE:CZ	3:C:796:PHE:CZ	3.10	0.40
3:C:549:ASN:CB	3:C:554:GLN:HG3	2.51	0.40
3:C:664:ARG:HG3	3:C:688:ARG:CZ	2.49	0.40
3:C:698:LYS:C	3:C:700:LEU:N	2.79	0.40
3:C:724:PRO:CB	3:C:726:GLU:HG3	2.28	0.40
3:C:954:ASN:N	3:C:954:ASN:ND2	2.59	0.40
3:C:983:ILE:HG23	3:C:1033:TYR:OH	2.21	0.40
3:C:1208:THR:OG1	3:C:1209:GLN:N	2.54	0.40
3:C:1445:GLY:O	3:C:1447:SER:N	2.55	0.40
4:D:241:THR:OG1	4:D:251:VAL:HG12	2.22	0.40
4:D:307:ILE:C	4:D:314:LEU:HD12	2.47	0.40
4:D:375:CYS:HB2	4:D:420:LEU:HD22	2.03	0.40
4:D:423:VAL:HA	4:D:424:PRO:HD2	1.88	0.40
4:D:514:PRO:O	4:D:515:GLN:O	2.39	0.40
1:E:61:ASN:HB2	1:E:65:ASP:OD1	2.22	0.40
1:E:398:PHE:O	1:E:402:LEU:CD1	2.65	0.40
2:F:56:VAL:CG1	2:F:126:ASP:HB3	2.51	0.40
2:F:105:ILE:C	2:F:107:ARG:N	2.80	0.40
2:F:337:ASP:HB3	2:F:340:LYS:HB2	2.02	0.40
2:F:377:SER:OG	3:G:854:LYS:HE3	2.22	0.40
2:F:385:PRO:C	2:F:387:ARG:N	2.78	0.40
3:G:724:PRO:C	3:G:726:GLU:H	2.28	0.40
3:G:795:ALA:O	3:G:797:TYR:N	2.54	0.40
3:G:868:ILE:C	3:G:870:GLN:N	2.79	0.40
3:G:1024:LYS:HA	3:G:1024:LYS:HD3	1.77	0.40
3:G:1139:LEU:HD11	3:G:1175:VAL:HG23	2.04	0.40
3:G:1350:GLU:HA	3:G:1351:PRO:HD3	1.85	0.40
4:H:226:GLU:O	4:H:229:SER:HB3	2.22	0.40
4:H:318:LYS:CE	4:H:320:TYR:CE2	2.94	0.40
4:H:328:TYR:HB2	4:H:468:ILE:HG13	2.03	0.40
4:H:362:ASP:O	4:H:363:LEU:C	2.64	0.40
4:H:363:LEU:HD21	4:H:377:LEU:CD1	2.51	0.40
4:H:538:LEU:CD1	4:H:540:ILE:HG13	2.52	0.40
4:H:542:SER:HA	4:H:561:ARG:NH2	2.36	0.40

There are no symmetry-related clashes.

5.3 Torsion angles (i)

5.3.1 Protein backbone (i)

In the following table, the Percentiles column shows the percent Ramachandran outliers of the chain as a percentile score with respect to all X-ray entries followed by that with respect to entries of similar resolution.

The Analysed column shows the number of residues for which the backbone conformation was analysed, and the total number of residues.

Mol	Chain	Analysed	Favoured	Allowed	Outliers	Percentiles
1	A	383/420 (91%)	326 (85%)	45 (12%)	12 (3%)	3 25
1	E	383/420 (91%)	336 (88%)	36 (9%)	11 (3%)	3 26
2	B	432/509 (85%)	291 (67%)	93 (22%)	48 (11%)	0 4
2	F	432/509 (85%)	295 (68%)	84 (19%)	53 (12%)	0 4
3	C	1047/1128 (93%)	731 (70%)	226 (22%)	90 (9%)	0 7
3	G	1047/1128 (93%)	743 (71%)	209 (20%)	95 (9%)	0 6
4	D	442/597 (74%)	325 (74%)	79 (18%)	38 (9%)	0 7
4	H	442/597 (74%)	330 (75%)	73 (16%)	39 (9%)	0 7
All	All	4608/5308 (87%)	3377 (73%)	845 (18%)	386 (8%)	0 7

All (386) Ramachandran outliers are listed below:

Mol	Chain	Res	Type
1	A	37	LYS
2	B	29	TYR
2	B	35	GLU
2	B	90	GLU
2	B	94	GLU
2	B	112	GLN
2	B	147	SER
2	B	179	GLY
2	B	254	SER
2	B	260	GLN
2	B	267	ASN
2	B	312	PHE
2	B	354	GLY
2	B	363	THR
2	B	370	ILE
3	C	551	LYS
3	C	589	PRO

Continued on next page...

Continued from previous page...

Mol	Chain	Res	Type
3	C	608	LYS
3	C	642	PHE
3	C	646	VAL
3	C	747	LYS
3	C	899	PRO
3	C	1143	PRO
3	C	1149	LYS
3	C	1150	LYS
3	C	1186	LEU
3	C	1243	PRO
3	C	1244	THR
3	C	1250	HIS
3	C	1254	ASP
3	C	1445	GLY
3	C	1446	TYR
4	D	157	PRO
4	D	198	CYS
4	D	201	ALA
4	D	209	MET
4	D	412	GLY
4	D	444	ASP
4	D	457	SER
4	D	577	ARG
1	E	37	LYS
2	F	35	GLU
2	F	90	GLU
2	F	94	GLU
2	F	112	GLN
2	F	147	SER
2	F	179	GLY
2	F	254	SER
2	F	260	GLN
2	F	267	ASN
2	F	312	PHE
2	F	354	GLY
2	F	363	THR
3	G	551	LYS
3	G	589	PRO
3	G	608	LYS
3	G	642	PHE
3	G	646	VAL
3	G	747	LYS

Continued on next page...

Continued from previous page...

Mol	Chain	Res	Type
3	G	760	ASN
3	G	776	MET
3	G	899	PRO
3	G	1143	PRO
3	G	1149	LYS
3	G	1150	LYS
3	G	1222	ARG
3	G	1243	PRO
3	G	1244	THR
3	G	1250	HIS
3	G	1254	ASP
3	G	1445	GLY
3	G	1446	TYR
4	H	157	PRO
4	H	198	CYS
4	H	201	ALA
4	H	209	MET
4	H	412	GLY
4	H	444	ASP
4	H	457	SER
1	A	223	PHE
1	A	411	LEU
2	B	23	PRO
2	B	84	SER
2	B	85	TYR
2	B	137	LYS
2	B	149	LEU
2	B	171	PRO
2	B	352	SER
2	B	355	LYS
2	B	356	GLU
2	B	359	ARG
2	B	386	PHE
3	C	559	ALA
3	C	606	ASN
3	C	660	SER
3	C	746	TRP
3	C	760	ASN
3	C	776	MET
3	C	795	ALA
3	C	958	GLY
3	C	969	ALA

Continued on next page...

Continued from previous page...

Mol	Chain	Res	Type
3	C	1003	THR
3	C	1011	ASN
3	C	1094	PHE
3	C	1096	ILE
3	C	1119	ILE
3	C	1132	GLN
3	C	1148	ASP
3	C	1161	ILE
3	C	1210	TYR
3	C	1219	VAL
3	C	1222	ARG
3	C	1306	SER
3	C	1345	TRP
3	C	1409	THR
4	D	167	ARG
4	D	200	GLU
4	D	280	SER
4	D	364	ILE
4	D	401	ILE
4	D	408	THR
4	D	429	VAL
4	D	475	ASP
4	D	515	GLN
4	D	541	PRO
4	D	545	ARG
4	D	547	PHE
4	D	586	ARG
1	E	52	ASP
1	E	57	TYR
1	E	196	GLN
1	E	233	ILE
1	E	249	GLU
2	F	23	PRO
2	F	29	TYR
2	F	84	SER
2	F	85	TYR
2	F	137	LYS
2	F	149	LEU
2	F	171	PRO
2	F	352	SER
2	F	355	LYS
2	F	356	GLU

Continued on next page...

Continued from previous page...

Mol	Chain	Res	Type
2	F	359	ARG
2	F	370	ILE
2	F	386	PHE
3	G	403	GLU
3	G	488	LEU
3	G	559	ALA
3	G	606	ASN
3	G	660	SER
3	G	746	TRP
3	G	766	LEU
3	G	795	ALA
3	G	864	LEU
3	G	958	GLY
3	G	969	ALA
3	G	1003	THR
3	G	1011	ASN
3	G	1026	LYS
3	G	1094	PHE
3	G	1096	ILE
3	G	1119	ILE
3	G	1132	GLN
3	G	1148	ASP
3	G	1161	ILE
3	G	1186	LEU
3	G	1210	TYR
3	G	1306	SER
3	G	1345	TRP
3	G	1409	THR
4	H	167	ARG
4	H	200	GLU
4	H	257	ILE
4	H	364	ILE
4	H	401	ILE
4	H	408	THR
4	H	429	VAL
4	H	475	ASP
4	H	545	ARG
4	H	547	PHE
4	H	577	ARG
4	H	586	ARG
1	A	52	ASP
1	A	146	LEU

Continued on next page...

Continued from previous page...

Mol	Chain	Res	Type
1	A	249	GLU
1	A	299	GLN
2	B	72	SER
2	B	173	LEU
2	B	255	HIS
2	B	263	SER
2	B	311	LEU
2	B	360	THR
2	B	442	ASN
3	C	403	GLU
3	C	479	THR
3	C	488	LEU
3	C	496	PRO
3	C	497	CYS
3	C	553	HIS
3	C	623	LEU
3	C	766	LEU
3	C	864	LEU
3	C	1002	ASP
3	C	1026	LYS
3	C	1027	SER
3	C	1036	LEU
3	C	1090	ASP
3	C	1114	LYS
3	C	1162	ASN
3	C	1185	ASN
3	C	1232	ALA
3	C	1444	SER
4	D	257	ILE
4	D	494	ARG
4	D	496	SER
4	D	546	TYR
4	D	585	GLU
2	F	72	SER
2	F	173	LEU
2	F	255	HIS
2	F	263	SER
2	F	311	LEU
2	F	360	THR
2	F	442	ASN
3	G	479	THR
3	G	496	PRO

Continued on next page...

Continued from previous page...

Mol	Chain	Res	Type
3	G	497	CYS
3	G	553	HIS
3	G	623	LEU
3	G	648	LEU
3	G	873	ASN
3	G	1027	SER
3	G	1036	LEU
3	G	1114	LYS
3	G	1162	ASN
3	G	1185	ASN
3	G	1219	VAL
3	G	1232	ALA
3	G	1444	SER
4	H	280	SER
4	H	494	ARG
4	H	515	GLN
4	H	541	PRO
4	H	546	TYR
4	H	581	ALA
4	H	585	GLU
1	A	57	TYR
1	A	252	HIS
2	B	31	GLN
2	B	102	SER
2	B	120	PHE
2	B	287	CYS
2	B	353	PHE
2	B	418	THR
2	B	439	PHE
3	C	462	PRO
3	C	513	TRP
3	C	648	LEU
3	C	791	LEU
3	C	873	ASN
3	C	945	ARG
3	C	953	ALA
3	C	978	TYR
3	C	1256	GLU
3	C	1438	GLU
4	D	202	LEU
4	D	313	LYS
4	D	581	ALA

Continued on next page...

Continued from previous page...

Mol	Chain	Res	Type
1	E	245	ALA
1	E	411	LEU
2	F	31	GLN
2	F	102	SER
2	F	287	CYS
2	F	326	PHE
2	F	439	PHE
3	G	462	PRO
3	G	728	ILE
3	G	791	LEU
3	G	945	ARG
3	G	953	ALA
3	G	1002	ASP
3	G	1090	ASP
3	G	1220	VAL
3	G	1256	GLU
3	G	1438	GLU
4	H	202	LEU
4	H	220	LEU
4	H	313	LYS
4	H	496	SER
4	H	518	MET
4	H	579	PRO
2	B	121	ILE
2	B	210	PRO
2	B	326	PHE
2	B	391	PRO
3	C	369	SER
3	C	622	PHE
3	C	743	GLU
3	C	949	LEU
3	C	1115	ARG
3	C	1147	PRO
3	C	1163	SER
3	C	1220	VAL
3	C	1242	ASP
3	C	1340	LYS
3	C	1389	TYR
3	C	1450	ASN
4	D	206	TYR
4	D	219	VAL
4	D	220	LEU

Continued on next page...

Continued from previous page...

Mol	Chain	Res	Type
4	D	226	GLU
4	D	579	PRO
1	E	67	GLU
2	F	120	PHE
2	F	181	GLU
2	F	210	PRO
2	F	261	ASP
2	F	391	PRO
3	G	513	TRP
3	G	536	PRO
3	G	622	PHE
3	G	711	LEU
3	G	743	GLU
3	G	978	TYR
3	G	1103	GLN
3	G	1115	ARG
3	G	1163	SER
3	G	1221	ALA
3	G	1242	ASP
3	G	1328	ASN
3	G	1340	LYS
3	G	1436	THR
4	H	206	TYR
4	H	226	GLU
1	A	253	ASP
1	A	275	VAL
2	B	101	ILE
3	C	728	ILE
3	C	763	PRO
3	C	902	PRO
3	C	1436	THR
4	D	433	PRO
4	D	518	MET
1	E	34	GLY
2	F	49	ARG
2	F	353	PHE
2	F	369	LYS
3	G	763	PRO
3	G	949	LEU
3	G	983	ILE
3	G	1147	PRO
3	G	1389	TYR

Continued on next page...

Continued from previous page...

Mol	Chain	Res	Type
3	G	1450	ASN
4	H	219	VAL
4	H	267	ASN
4	H	433	PRO
1	A	408	GLY
3	C	936	PRO
4	D	532	PRO
2	F	385	PRO
3	G	936	PRO
3	G	1006	ILE
3	G	1284	PRO
4	H	532	PRO
2	B	240	VAL
2	B	385	PRO
3	C	536	PRO
4	D	179	GLY
1	E	194	GLY
2	F	101	ILE
2	F	411	ILE
3	G	902	PRO
2	B	364	PRO
2	B	444	PRO
3	C	849	VAL
3	C	971	PRO
3	C	1006	ILE
2	F	121	ILE
2	F	240	VAL
2	F	364	PRO
2	F	444	PRO
3	G	971	PRO
4	H	179	GLY
2	F	375	PRO
3	G	849	VAL

5.3.2 Protein sidechains (i)

In the following table, the Percentiles column shows the percent sidechain outliers of the chain as a percentile score with respect to all X-ray entries followed by that with respect to entries of similar resolution.

The Analysed column shows the number of residues for which the sidechain conformation was analysed, and the total number of residues.

Mol	Chain	Analysed	Rotameric	Outliers	Percentiles
1	A	363/393 (92%)	321 (88%)	42 (12%)	5 25
1	E	363/393 (92%)	322 (89%)	41 (11%)	5 26
2	B	394/459 (86%)	325 (82%)	69 (18%)	2 12
2	F	394/459 (86%)	316 (80%)	78 (20%)	1 8
3	C	962/1013 (95%)	773 (80%)	189 (20%)	1 8
3	G	962/1013 (95%)	774 (80%)	188 (20%)	1 9
4	D	390/526 (74%)	311 (80%)	79 (20%)	1 8
4	H	390/526 (74%)	305 (78%)	85 (22%)	1 7
All	All	4218/4782 (88%)	3447 (82%)	771 (18%)	2 11

All (771) residues with a non-rotameric sidechain are listed below:

Mol	Chain	Res	Type
1	A	25	GLN
1	A	50	LYS
1	A	51	ASP
1	A	58	GLN
1	A	63	GLN
1	A	67	GLU
1	A	89	ASN
1	A	91	HIS
1	A	92	ASN
1	A	94	VAL
1	A	96	LEU
1	A	105	GLU
1	A	110	ILE
1	A	114	ASP
1	A	147	LYS
1	A	149	ASP
1	A	154	HIS
1	A	167	CYS
1	A	171	ASP
1	A	173	SER
1	A	179	SER
1	A	187	GLU
1	A	192	VAL
1	A	203	HIS
1	A	210	PRO
1	A	221	LYS
1	A	222	TYR

Continued on next page...

Continued from previous page...

Mol	Chain	Res	Type
1	A	232	ASP
1	A	253	ASP
1	A	256	GLN
1	A	257	GLN
1	A	259	PHE
1	A	260	GLN
1	A	270	GLU
1	A	271	HIS
1	A	278	ARG
1	A	280	GLN
1	A	338	LYS
1	A	345	PHE
1	A	354	CYS
1	A	355	ARG
1	A	393	LYS
2	B	25	CYS
2	B	27	GLN
2	B	37	ILE
2	B	40	ILE
2	B	43	GLU
2	B	62	SER
2	B	78	LEU
2	B	85	TYR
2	B	86	ARG
2	B	87	GLU
2	B	88	ASN
2	B	89	LEU
2	B	92	GLU
2	B	99	ASP
2	B	105	ILE
2	B	118	ARG
2	B	121	ILE
2	B	126	ASP
2	B	127	LEU
2	B	134	ILE
2	B	142	ASP
2	B	146	ASP
2	B	154	ILE
2	B	173	LEU
2	B	176	LEU
2	B	186	ILE
2	B	192	LEU

Continued on next page...

Continued from previous page...

Mol	Chain	Res	Type
2	B	209	VAL
2	B	211	LEU
2	B	214	ILE
2	B	215	VAL
2	B	217	ILE
2	B	243	ASP
2	B	246	LEU
2	B	247	GLN
2	B	248	PRO
2	B	249	LEU
2	B	257	TYR
2	B	258	THR
2	B	264	THR
2	B	268	VAL
2	B	270	LYS
2	B	282	LYS
2	B	284	PHE
2	B	298	ASN
2	B	300	HIS
2	B	320	LEU
2	B	321	GLU
2	B	324	LEU
2	B	360	THR
2	B	362	TYR
2	B	364	PRO
2	B	368	LEU
2	B	382	HIS
2	B	387	ARG
2	B	390	ASP
2	B	391	PRO
2	B	392	GLU
2	B	399	GLN
2	B	418	THR
2	B	427	TYR
2	B	429	GLU
2	B	434	VAL
2	B	440	SER
2	B	444	PRO
2	B	447	PHE
2	B	450	GLU
2	B	454	ILE
2	B	455	LEU

Continued on next page...

Continued from previous page...

Mol	Chain	Res	Type
3	C	341	PHE
3	C	343	PHE
3	C	354	ASN
3	C	362	PHE
3	C	371	GLU
3	C	375	SER
3	C	387	LEU
3	C	398	LEU
3	C	402	LYS
3	C	410	MET
3	C	418	ASP
3	C	423	THR
3	C	430	PHE
3	C	446	VAL
3	C	457	TYR
3	C	460	GLU
3	C	474	SER
3	C	475	HIS
3	C	476	VAL
3	C	479	THR
3	C	484	LEU
3	C	494	LYS
3	C	496	PRO
3	C	501	VAL
3	C	503	SER
3	C	506	LEU
3	C	507	LEU
3	C	519	MET
3	C	544	MET
3	C	553	HIS
3	C	555	ASN
3	C	563	LEU
3	C	579	PHE
3	C	580	GLN
3	C	582	HIS
3	C	585	VAL
3	C	586	VAL
3	C	593	ILE
3	C	602	ILE
3	C	606	ASN
3	C	610	GLU
3	C	618	LEU

Continued on next page...

Continued from previous page...

Mol	Chain	Res	Type
3	C	619	LEU
3	C	635	VAL
3	C	647	LEU
3	C	648	LEU
3	C	653	VAL
3	C	654	CYS
3	C	662	ILE
3	C	667	ARG
3	C	681	GLU
3	C	682	ARG
3	C	683	ASN
3	C	695	ILE
3	C	701	ILE
3	C	702	ARG
3	C	703	CYS
3	C	704	LYS
3	C	718	THR
3	C	719	GLU
3	C	722	VAL
3	C	723	ILE
3	C	726	GLU
3	C	730	ASN
3	C	732	TYR
3	C	741	LEU
3	C	745	THR
3	C	755	ILE
3	C	756	MET
3	C	759	LEU
3	C	760	ASN
3	C	762	LEU
3	C	764	LEU
3	C	771	ILE
3	C	775	ILE
3	C	780	LEU
3	C	785	SER
3	C	806	LYS
3	C	807	GLN
3	C	808	ILE
3	C	843	LEU
3	C	863	SER
3	C	864	LEU
3	C	865	TYR

Continued on next page...

Continued from previous page...

Mol	Chain	Res	Type
3	C	901	LEU
3	C	903	ASP
3	C	905	SER
3	C	915	ILE
3	C	918	LEU
3	C	935	ASN
3	C	937	ASP
3	C	939	ILE
3	C	941	GLN
3	C	946	GLN
3	C	954	ASN
3	C	959	CYS
3	C	972	LEU
3	C	975	LEU
3	C	977	THR
3	C	984	LEU
3	C	996	LEU
3	C	1005	SER
3	C	1006	ILE
3	C	1024	LYS
3	C	1027	SER
3	C	1035	LEU
3	C	1036	LEU
3	C	1038	ILE
3	C	1041	ASP
3	C	1048	LEU
3	C	1050	LEU
3	C	1068	TYR
3	C	1073	GLU
3	C	1077	LEU
3	C	1078	ASP
3	C	1083	ASP
3	C	1085	CYS
3	C	1086	ASP
3	C	1090	ASP
3	C	1093	ASN
3	C	1095	VAL
3	C	1096	ILE
3	C	1099	ILE
3	C	1101	SER
3	C	1105	ARG
3	C	1108	ILE

Continued on next page...

Continued from previous page...

Mol	Chain	Res	Type
3	C	1112	ILE
3	C	1130	VAL
3	C	1139	LEU
3	C	1157	VAL
3	C	1167	ARG
3	C	1176	SER
3	C	1185	ASN
3	C	1189	SER
3	C	1198	LEU
3	C	1206	ILE
3	C	1209	GLN
3	C	1216	ILE
3	C	1222	ARG
3	C	1227	ILE
3	C	1231	ASP
3	C	1242	ASP
3	C	1247	ARG
3	C	1251	TYR
3	C	1252	HIS
3	C	1266	GLN
3	C	1268	THR
3	C	1271	GLU
3	C	1288	THR
3	C	1290	ASN
3	C	1291	ILE
3	C	1302	ASP
3	C	1310	CYS
3	C	1311	SER
3	C	1316	LYS
3	C	1318	SER
3	C	1320	LEU
3	C	1327	SER
3	C	1328	ASN
3	C	1331	ILE
3	C	1332	MET
3	C	1345	TRP
3	C	1362	LEU
3	C	1364	PHE
3	C	1369	PRO
3	C	1372	PRO
3	C	1374	CYS
3	C	1381	PRO

Continued on next page...

Continued from previous page...

Mol	Chain	Res	Type
3	C	1384	SER
3	C	1389	TYR
3	C	1393	CYS
3	C	1397	TYR
3	C	1398	ILE
3	C	1406	GLU
3	C	1408	LEU
3	C	1410	THR
3	C	1411	ASP
3	C	1415	ASP
3	C	1416	LYS
3	C	1417	LEU
3	C	1419	LYS
3	C	1420	GLN
3	C	1423	THR
3	C	1424	PRO
3	C	1426	VAL
3	C	1434	LYS
3	C	1440	PHE
3	C	1441	LEU
3	C	1446	TYR
4	D	157	PRO
4	D	158	SER
4	D	164	ARG
4	D	166	ASN
4	D	178	GLN
4	D	185	ARG
4	D	193	LEU
4	D	198	CYS
4	D	202	LEU
4	D	206	TYR
4	D	210	PHE
4	D	212	LYS
4	D	221	THR
4	D	224	ILE
4	D	227	LEU
4	D	249	GLU
4	D	251	VAL
4	D	252	THR
4	D	254	LEU
4	D	261	SER
4	D	266	ASN

Continued on next page...

Continued from previous page...

Mol	Chain	Res	Type
4	D	271	ILE
4	D	279	SER
4	D	286	VAL
4	D	290	GLU
4	D	292	LYS
4	D	302	VAL
4	D	305	GLU
4	D	307	ILE
4	D	312	ARG
4	D	315	VAL
4	D	319	LEU
4	D	329	GLN
4	D	333	GLU
4	D	342	VAL
4	D	344	VAL
4	D	346	CYS
4	D	348	PRO
4	D	351	THR
4	D	367	ILE
4	D	390	GLU
4	D	400	ASP
4	D	411	GLU
4	D	414	ARG
4	D	421	VAL
4	D	444	ASP
4	D	447	ARG
4	D	450	LYS
4	D	454	GLN
4	D	456	VAL
4	D	467	VAL
4	D	476	LEU
4	D	477	LEU
4	D	480	LEU
4	D	491	THR
4	D	492	SER
4	D	496	SER
4	D	498	ILE
4	D	499	LEU
4	D	510	PRO
4	D	511	LEU
4	D	513	PRO
4	D	518	MET

Continued on next page...

Continued from previous page...

Mol	Chain	Res	Type
4	D	526	TYR
4	D	527	VAL
4	D	533	VAL
4	D	538	LEU
4	D	540	ILE
4	D	541	PRO
4	D	542	SER
4	D	546	TYR
4	D	552	LEU
4	D	561	ARG
4	D	571	PHE
4	D	574	LEU
4	D	575	TYR
4	D	582	ASP
4	D	586	ARG
4	D	595	VAL
1	E	2	GLU
1	E	5	ASP
1	E	38	ASN
1	E	41	GLN
1	E	50	LYS
1	E	51	ASP
1	E	53	ILE
1	E	55	ILE
1	E	57	TYR
1	E	65	ASP
1	E	89	ASN
1	E	94	VAL
1	E	105	GLU
1	E	108	PHE
1	E	110	ILE
1	E	122	CYS
1	E	154	HIS
1	E	167	CYS
1	E	186	VAL
1	E	191	LEU
1	E	196	GLN
1	E	203	HIS
1	E	221	LYS
1	E	222	TYR
1	E	238	GLU
1	E	249	GLU

Continued on next page...

Continued from previous page...

Mol	Chain	Res	Type
1	E	253	ASP
1	E	256	GLN
1	E	270	GLU
1	E	280	GLN
1	E	283	ILE
1	E	291	TRP
1	E	299	GLN
1	E	307	ILE
1	E	313	ILE
1	E	354	CYS
1	E	355	ARG
1	E	393	LYS
1	E	399	LEU
1	E	402	LEU
1	E	412	LYS
2	F	26	LEU
2	F	27	GLN
2	F	33	PRO
2	F	37	ILE
2	F	50	VAL
2	F	57	GLU
2	F	64	VAL
2	F	67	THR
2	F	76	SER
2	F	78	LEU
2	F	84	SER
2	F	85	TYR
2	F	86	ARG
2	F	87	GLU
2	F	92	GLU
2	F	98	ARG
2	F	99	ASP
2	F	105	ILE
2	F	111	CYS
2	F	113	SER
2	F	118	ARG
2	F	124	GLU
2	F	134	ILE
2	F	138	ASP
2	F	142	ASP
2	F	146	ASP
2	F	148	GLN

Continued on next page...

Continued from previous page...

Mol	Chain	Res	Type
2	F	154	ILE
2	F	155	SER
2	F	166	ILE
2	F	172	SER
2	F	176	LEU
2	F	181	GLU
2	F	183	ILE
2	F	184	TYR
2	F	190	ASP
2	F	209	VAL
2	F	214	ILE
2	F	217	ILE
2	F	221	GLU
2	F	235	ARG
2	F	241	GLN
2	F	247	GLN
2	F	248	PRO
2	F	249	LEU
2	F	257	TYR
2	F	262	TYR
2	F	264	THR
2	F	268	VAL
2	F	270	LYS
2	F	274	ASP
2	F	279	LEU
2	F	280	SER
2	F	283	SER
2	F	300	HIS
2	F	301	LEU
2	F	319	THR
2	F	325	GLN
2	F	329	GLN
2	F	360	THR
2	F	362	TYR
2	F	364	PRO
2	F	368	LEU
2	F	382	HIS
2	F	390	ASP
2	F	403	ILE
2	F	404	SER
2	F	405	PRO
2	F	412	LEU

Continued on next page...

Continued from previous page...

Mol	Chain	Res	Type
2	F	413	ASP
2	F	418	THR
2	F	427	TYR
2	F	431	ILE
2	F	434	VAL
2	F	444	PRO
2	F	446	GLN
2	F	450	GLU
2	F	454	ILE
3	G	339	GLN
3	G	340	VAL
3	G	341	PHE
3	G	368	GLU
3	G	372	THR
3	G	374	VAL
3	G	375	SER
3	G	380	VAL
3	G	402	LYS
3	G	410	MET
3	G	430	PHE
3	G	445	ASP
3	G	468	LEU
3	G	473	PHE
3	G	486	LEU
3	G	492	LYS
3	G	494	LYS
3	G	496	PRO
3	G	500	GLU
3	G	501	VAL
3	G	507	LEU
3	G	510	PRO
3	G	523	PRO
3	G	540	MET
3	G	543	SER
3	G	548	GLN
3	G	555	ASN
3	G	557	ILE
3	G	558	ILE
3	G	563	LEU
3	G	575	PRO
3	G	579	PHE
3	G	584	CYS

Continued on next page...

Continued from previous page...

Mol	Chain	Res	Type
3	G	585	VAL
3	G	586	VAL
3	G	591	ASP
3	G	593	ILE
3	G	594	PHE
3	G	602	ILE
3	G	603	GLU
3	G	606	ASN
3	G	608	LYS
3	G	610	GLU
3	G	616	ARG
3	G	619	LEU
3	G	635	VAL
3	G	646	VAL
3	G	653	VAL
3	G	662	ILE
3	G	668	SER
3	G	669	ASN
3	G	670	MET
3	G	681	GLU
3	G	682	ARG
3	G	683	ASN
3	G	685	THR
3	G	701	ILE
3	G	703	CYS
3	G	704	LYS
3	G	718	THR
3	G	723	ILE
3	G	732	TYR
3	G	738	LEU
3	G	745	THR
3	G	754	GLN
3	G	755	ILE
3	G	762	LEU
3	G	764	LEU
3	G	770	ASN
3	G	776	MET
3	G	779	THR
3	G	780	LEU
3	G	786	GLU
3	G	791	LEU
3	G	800	ASN

Continued on next page...

Continued from previous page...

Mol	Chain	Res	Type
3	G	806	LYS
3	G	808	ILE
3	G	843	LEU
3	G	853	ASP
3	G	856	ILE
3	G	861	PHE
3	G	864	LEU
3	G	865	TYR
3	G	868	ILE
3	G	875	CYS
3	G	880	GLN
3	G	898	ILE
3	G	903	ASP
3	G	918	LEU
3	G	926	LYS
3	G	932	GLN
3	G	935	ASN
3	G	937	ASP
3	G	938	LEU
3	G	939	ILE
3	G	941	GLN
3	G	943	ASP
3	G	944	ILE
3	G	946	GLN
3	G	951	LEU
3	G	952	THR
3	G	959	CYS
3	G	975	LEU
3	G	984	LEU
3	G	1006	ILE
3	G	1010	THR
3	G	1014	ASN
3	G	1024	LYS
3	G	1029	VAL
3	G	1036	LEU
3	G	1039	ASP
3	G	1041	ASP
3	G	1049	LEU
3	G	1050	LEU
3	G	1060	VAL
3	G	1068	TYR
3	G	1077	LEU

Continued on next page...

Continued from previous page...

Mol	Chain	Res	Type
3	G	1078	ASP
3	G	1083	ASP
3	G	1084	TRP
3	G	1085	CYS
3	G	1087	LEU
3	G	1093	ASN
3	G	1096	ILE
3	G	1099	ILE
3	G	1105	ARG
3	G	1106	ASP
3	G	1118	GLU
3	G	1130	VAL
3	G	1139	LEU
3	G	1182	ASP
3	G	1185	ASN
3	G	1186	LEU
3	G	1187	THR
3	G	1189	SER
3	G	1198	LEU
3	G	1199	GLN
3	G	1202	ASP
3	G	1203	ASN
3	G	1206	ILE
3	G	1214	GLN
3	G	1219	VAL
3	G	1227	ILE
3	G	1228	ASP
3	G	1242	ASP
3	G	1244	THR
3	G	1251	TYR
3	G	1257	ASN
3	G	1266	GLN
3	G	1268	THR
3	G	1278	ARG
3	G	1282	PRO
3	G	1284	PRO
3	G	1290	ASN
3	G	1297	ASP
3	G	1301	THR
3	G	1309	ARG
3	G	1313	ILE
3	G	1316	LYS

Continued on next page...

Continued from previous page...

Mol	Chain	Res	Type
3	G	1326	LEU
3	G	1330	LEU
3	G	1331	ILE
3	G	1332	MET
3	G	1340	LYS
3	G	1347	ILE
3	G	1354	ARG
3	G	1355	ASN
3	G	1357	THR
3	G	1358	ARG
3	G	1360	LEU
3	G	1364	PHE
3	G	1366	ARG
3	G	1367	THR
3	G	1372	PRO
3	G	1374	CYS
3	G	1376	LYS
3	G	1379	LEU
3	G	1397	TYR
3	G	1398	ILE
3	G	1409	THR
3	G	1410	THR
3	G	1419	LYS
3	G	1422	PHE
3	G	1427	LEU
3	G	1431	ARG
3	G	1441	LEU
3	G	1443	ARG
3	G	1446	TYR
4	H	157	PRO
4	H	158	SER
4	H	164	ARG
4	H	166	ASN
4	H	171	VAL
4	H	173	SER
4	H	174	PHE
4	H	178	GLN
4	H	185	ARG
4	H	190	ASN
4	H	193	LEU
4	H	198	CYS
4	H	202	LEU

Continued on next page...

Continued from previous page...

Mol	Chain	Res	Type
4	H	203	THR
4	H	206	TYR
4	H	210	PHE
4	H	216	ILE
4	H	219	VAL
4	H	230	GLU
4	H	244	LEU
4	H	249	GLU
4	H	251	VAL
4	H	253	LEU
4	H	259	CYS
4	H	261	SER
4	H	266	ASN
4	H	271	ILE
4	H	279	SER
4	H	283	GLN
4	H	286	VAL
4	H	288	LEU
4	H	290	GLU
4	H	292	LYS
4	H	294	TYR
4	H	304	MET
4	H	310	THR
4	H	319	LEU
4	H	329	GLN
4	H	341	MET
4	H	342	VAL
4	H	351	THR
4	H	355	ILE
4	H	367	ILE
4	H	376	ILE
4	H	382	LEU
4	H	387	GLU
4	H	403	LYS
4	H	419	HIS
4	H	423	VAL
4	H	429	VAL
4	H	435	TYR
4	H	440	PHE
4	H	441	SER
4	H	447	ARG
4	H	448	GLU

Continued on next page...

Continued from previous page...

Mol	Chain	Res	Type
4	H	456	VAL
4	H	458	GLU
4	H	461	SER
4	H	472	THR
4	H	474	THR
4	H	475	ASP
4	H	477	LEU
4	H	484	GLU
4	H	496	SER
4	H	511	LEU
4	H	515	GLN
4	H	518	MET
4	H	522	TYR
4	H	527	VAL
4	H	531	LEU
4	H	537	VAL
4	H	538	LEU
4	H	539	ILE
4	H	540	ILE
4	H	546	TYR
4	H	549	LYS
4	H	562	LEU
4	H	567	VAL
4	H	570	THR
4	H	571	PHE
4	H	574	LEU
4	H	576	LEU
4	H	582	ASP
4	H	586	ARG
4	H	591	ILE

Sometimes sidechains can be flipped to improve hydrogen bonding and reduce clashes. All (198) such sidechains are listed below:

Mol	Chain	Res	Type
1	A	58	GLN
1	A	74	ASN
1	A	89	ASN
1	A	90	GLN
1	A	154	HIS
1	A	236	ASN
1	A	256	GLN
1	A	257	GLN

Continued on next page...

Continued from previous page...

Mol	Chain	Res	Type
1	A	260	GLN
1	A	267	GLN
1	A	308	ASN
1	A	324	HIS
1	A	337	GLN
1	A	341	GLN
1	A	401	ASN
2	B	24	HIS
2	B	27	GLN
2	B	36	ASN
2	B	58	ASN
2	B	112	GLN
2	B	141	GLN
2	B	150	GLN
2	B	164	GLN
2	B	255	HIS
2	B	260	GLN
2	B	290	GLN
2	B	292	HIS
2	B	298	ASN
2	B	329	GLN
2	B	374	ASN
2	B	378	GLN
2	B	396	GLN
2	B	399	GLN
2	B	419	HIS
2	B	425	GLN
2	B	442	ASN
2	B	443	HIS
2	B	445	ASN
3	C	354	ASN
3	C	382	ASN
3	C	463	GLN
3	C	475	HIS
3	C	555	ASN
3	C	566	HIS
3	C	606	ASN
3	C	627	HIS
3	C	649	GLN
3	C	652	ASN
3	C	669	ASN
3	C	683	ASN

Continued on next page...

Continued from previous page...

Mol	Chain	Res	Type
3	C	714	GLN
3	C	729	GLN
3	C	730	ASN
3	C	744	HIS
3	C	770	ASN
3	C	800	ASN
3	C	862	ASN
3	C	870	GLN
3	C	927	GLN
3	C	931	GLN
3	C	932	GLN
3	C	935	ASN
3	C	941	GLN
3	C	946	GLN
3	C	954	ASN
3	C	1009	ASN
3	C	1011	ASN
3	C	1014	ASN
3	C	1023	ASN
3	C	1098	GLN
3	C	1103	GLN
3	C	1111	ASN
3	C	1154	HIS
3	C	1181	GLN
3	C	1190	GLN
3	C	1201	GLN
3	C	1214	GLN
3	C	1250	HIS
3	C	1257	ASN
3	C	1266	GLN
3	C	1290	ASN
3	C	1294	ASN
3	C	1312	ASN
3	C	1328	ASN
3	C	1359	HIS
3	C	1380	GLN
3	C	1435	ASN
4	D	166	ASN
4	D	178	GLN
4	D	248	GLN
4	D	256	GLN
4	D	283	GLN

Continued on next page...

Continued from previous page...

Mol	Chain	Res	Type
4	D	329	GLN
4	D	339	GLN
4	D	386	HIS
4	D	388	GLN
4	D	419	HIS
4	D	437	GLN
4	D	452	GLN
4	D	515	GLN
4	D	587	GLN
4	D	594	GLN
1	E	25	GLN
1	E	38	ASN
1	E	42	HIS
1	E	58	GLN
1	E	86	HIS
1	E	89	ASN
1	E	217	ASN
1	E	236	ASN
1	E	260	GLN
1	E	267	GLN
1	E	315	HIS
1	E	337	GLN
1	E	341	GLN
1	E	397	HIS
1	E	401	ASN
2	F	27	GLN
2	F	31	GLN
2	F	58	ASN
2	F	71	GLN
2	F	112	GLN
2	F	123	GLN
2	F	150	GLN
2	F	164	GLN
2	F	241	GLN
2	F	247	GLN
2	F	252	HIS
2	F	255	HIS
2	F	260	GLN
2	F	275	GLN
2	F	298	ASN
2	F	299	HIS
2	F	325	GLN

Continued on next page...

Continued from previous page...

Mol	Chain	Res	Type
2	F	329	GLN
2	F	348	ASN
2	F	351	HIS
2	F	374	ASN
2	F	396	GLN
2	F	399	GLN
2	F	410	GLN
2	F	421	GLN
2	F	443	HIS
2	F	445	ASN
3	G	354	ASN
3	G	490	ASN
3	G	548	GLN
3	G	552	ASN
3	G	554	GLN
3	G	555	ASN
3	G	566	HIS
3	G	637	HIS
3	G	649	GLN
3	G	652	ASN
3	G	669	ASN
3	G	683	ASN
3	G	730	ASN
3	G	754	GLN
3	G	770	ASN
3	G	788	ASN
3	G	800	ASN
3	G	862	ASN
3	G	870	GLN
3	G	873	ASN
3	G	931	GLN
3	G	932	GLN
3	G	935	ASN
3	G	946	GLN
3	G	954	ASN
3	G	992	GLN
3	G	1011	ASN
3	G	1014	ASN
3	G	1132	GLN
3	G	1181	GLN
3	G	1197	GLN
3	G	1199	GLN

Continued on next page...

Continued from previous page...

Mol	Chain	Res	Type
3	G	1214	GLN
3	G	1250	HIS
3	G	1257	ASN
3	G	1266	GLN
3	G	1290	ASN
3	G	1294	ASN
3	G	1328	ASN
3	G	1359	HIS
3	G	1420	GLN
3	G	1435	ASN
4	H	166	ASN
4	H	178	GLN
4	H	234	HIS
4	H	283	GLN
4	H	339	GLN
4	H	368	ASN
4	H	386	HIS
4	H	437	GLN
4	H	454	GLN
4	H	465	ASN
4	H	515	GLN
4	H	587	GLN

5.3.3 RNA (i)

There are no RNA molecules in this entry.

5.4 Non-standard residues in protein, DNA, RNA chains (i)

There are no non-standard protein/DNA/RNA residues in this entry.

5.5 Carbohydrates (i)

There are no oligosaccharides in this entry.

5.6 Ligand geometry (i)

Of 8 ligands modelled in this entry, 6 are monoatomic - leaving 2 for Mogul analysis.

In the following table, the Counts columns list the number of bonds (or angles) for which Mogul statistics could be retrieved, the number of bonds (or angles) that are observed in the model and

the number of bonds (or angles) that are defined in the Chemical Component Dictionary. The Link column lists molecule types, if any, to which the group is linked. The Z score for a bond length (or angle) is the number of standard deviations the observed value is removed from the expected value. A bond length (or angle) with $|Z| > 2$ is considered an outlier worth inspection. RMSZ is the root-mean-square of all Z scores of the bond lengths (or angles).

Mol	Type	Chain	Res	Link	Bond lengths			Bond angles		
					Counts	RMSZ	$\#\|Z\| > 2$	Counts	RMSZ	$\#\|Z\| > 2$
6	SF4	F	601	2	0,12,12	-	-	-		
6	SF4	B	601	2	0,12,12	-	-	-		

In the following table, the Chirals column lists the number of chiral outliers, the number of chiral centers analysed, the number of these observed in the model and the number defined in the Chemical Component Dictionary. Similar counts are reported in the Torsion and Rings columns. '-' means no outliers of that kind were identified.

Mol	Type	Chain	Res	Link	Chirals	Torsions	Rings
6	SF4	F	601	2	-	-	0/6/5/5
6	SF4	B	601	2	-	-	0/6/5/5

There are no bond length outliers.

There are no bond angle outliers.

There are no chirality outliers.

There are no torsion outliers.

There are no ring outliers.

1 monomer is involved in 3 short contacts:

Mol	Chain	Res	Type	Clashes	Symm-Clashes
6	B	601	SF4	3	0

5.7 Other polymers (i)

There are no such residues in this entry.

5.8 Polymer linkage issues (i)

There are no chain breaks in this entry.

6 Fit of model and data (i)

6.1 Protein, DNA and RNA chains (i)

In the following table, the column labelled '#RSRZ> 2' contains the number (and percentage) of RSRZ outliers, followed by percent RSRZ outliers for the chain as percentile scores relative to all X-ray entries and entries of similar resolution. The OWAB column contains the minimum, median, 95th percentile and maximum values of the occupancy-weighted average B-factor per residue. The column labelled 'Q< 0.9' lists the number of (and percentage) of residues with an average occupancy less than 0.9.

Mol	Chain	Analysed	<RSRZ>	#RSRZ>2			OWAB(Å^2)	Q<0.9
1	A	389/420 (92%)	1.30	87 (22%)	2	2	39, 101, 121, 137	0
1	E	389/420 (92%)	0.89	26 (6%)	24	15	45, 98, 115, 136	0
2	B	434/509 (85%)	0.47	15 (3%)	47	27	5, 61, 112, 135	0
2	F	434/509 (85%)	0.53	26 (5%)	27	17	4, 64, 115, 135	0
3	C	1057/1128 (93%)	0.19	14 (1%)	75	48	1, 51, 93, 123	0
3	G	1057/1128 (93%)	0.26	17 (1%)	70	43	2, 54, 96, 116	0
4	D	444/597 (74%)	0.22	3 (0%)	84	61	1, 44, 94, 111	0
4	H	444/597 (74%)	0.26	6 (1%)	73	46	2, 47, 94, 121	0
All	All	4648/5308 (87%)	0.42	194 (4%)	40	22	1, 60, 109, 137	0

All (194) RSRZ outliers are listed below:

Mol	Chain	Res	Type	RSRZ
1	A	215	SER	5.0
3	C	680	GLY	4.3
1	A	296	ILE	4.3
4	H	200	GLU	4.1
3	G	850	GLY	3.9
1	A	157	TRP	3.9
3	G	934	LEU	3.7
1	A	219	ILE	3.7
1	A	216	ILE	3.6
1	A	300	TYR	3.6
1	A	245	ALA	3.5
1	A	339	VAL	3.5
2	B	361	ASP	3.4
1	A	265	SER	3.4
1	A	272	LEU	3.4
1	A	10	PRO	3.3

Continued on next page...

Continued from previous page...

Mol	Chain	Res	Type	RSRZ
3	G	680	GLY	3.3
1	A	325	PRO	3.2
1	A	394	VAL	3.1
1	A	109	ASP	3.1
1	A	134	LEU	3.0
3	G	1248	VAL	3.0
1	A	168	TRP	2.9
1	E	165	VAL	2.9
1	A	344	PRO	2.9
2	F	22	TYR	2.9
1	A	304	ARG	2.9
1	E	107	VAL	2.8
3	C	1180	CYS	2.8
1	A	105	GLU	2.8
1	E	283	ILE	2.8
1	A	318	LYS	2.8
1	A	26	TYR	2.8
1	A	244	LEU	2.8
1	A	340	ASP	2.8
2	F	153	ALA	2.8
2	F	255	HIS	2.8
3	G	1444	SER	2.7
1	E	98	ALA	2.7
3	C	850	GLY	2.7
2	F	213	ASP	2.7
1	A	266	LEU	2.7
2	B	247	GLN	2.7
3	C	1182	ASP	2.7
1	A	342	PHE	2.7
2	F	322	GLN	2.7
3	G	1066	GLY	2.7
2	F	361	ASP	2.6
2	F	362	TYR	2.6
1	A	247	VAL	2.6
1	E	382	ASP	2.6
1	A	298	LEU	2.6
1	A	167	CYS	2.6
1	A	303	PRO	2.6
4	D	187	GLY	2.6
4	H	187	GLY	2.6
2	B	256	SER	2.6
1	E	118	VAL	2.6

Continued on next page...

Continued from previous page...

Mol	Chain	Res	Type	RSRZ
1	A	165	VAL	2.6
1	A	301	CYS	2.6
1	A	115	TYR	2.5
1	A	222	TYR	2.5
1	A	354	CYS	2.5
3	C	1377	ALA	2.5
1	A	81	GLY	2.5
1	A	118	VAL	2.5
1	E	149	ASP	2.5
1	A	125	ALA	2.5
1	A	380	THR	2.5
2	F	91	ASP	2.5
1	A	39	TYR	2.5
1	A	166	HIS	2.5
3	G	933	ASP	2.5
2	F	23	PRO	2.5
1	A	17	TYR	2.5
4	D	200	GLU	2.4
1	A	359	ALA	2.4
1	A	321	PHE	2.4
2	F	88	ASN	2.4
1	A	310	SER	2.4
1	E	247	VAL	2.4
1	A	388	LEU	2.4
1	A	280	GLN	2.4
2	B	23	PRO	2.4
3	C	406	THR	2.4
1	A	107	VAL	2.4
2	F	176	LEU	2.4
2	F	249	LEU	2.4
1	A	242	LYS	2.4
1	E	3	THR	2.4
1	E	127	ILE	2.4
1	A	305	LEU	2.4
2	B	153	ALA	2.4
2	B	255	HIS	2.4
1	A	269	TRP	2.4
2	F	177	LYS	2.4
1	E	251	ILE	2.4
1	E	17	TYR	2.4
1	E	383	TYR	2.4
2	B	362	TYR	2.4

Continued on next page...

Continued from previous page...

Mol	Chain	Res	Type	RSRZ
2	F	257	TYR	2.4
2	B	174	SER	2.3
1	A	317	LEU	2.3
2	F	137	LYS	2.3
1	A	223	PHE	2.3
1	A	395	PHE	2.3
1	E	333	PRO	2.3
1	A	169	VAL	2.3
3	G	1081	ARG	2.3
1	A	220	LYS	2.3
3	G	1410	THR	2.3
1	E	266	LEU	2.3
3	G	919	VAL	2.3
1	A	283	ILE	2.3
1	E	395	PHE	2.3
2	B	310	GLY	2.3
1	A	133	THR	2.3
3	C	1252	HIS	2.3
3	G	1252	HIS	2.3
1	A	80	ILE	2.3
3	G	1180	CYS	2.3
1	A	198	VAL	2.2
1	E	325	PRO	2.2
2	B	175	GLY	2.2
2	F	86	ARG	2.2
2	B	135	LEU	2.2
1	E	150	PHE	2.2
1	A	101	ALA	2.2
2	B	207	ALA	2.2
2	F	250	LEU	2.2
3	G	1050	LEU	2.2
3	C	1066	GLY	2.2
3	G	907	GLU	2.2
1	E	397	HIS	2.2
4	H	247	ALA	2.2
1	A	357	LEU	2.2
1	A	290	PRO	2.2
1	E	80	ILE	2.2
2	F	189	ALA	2.2
4	H	155	ALA	2.2
3	G	1176	SER	2.2
3	C	1067	ASN	2.2

Continued on next page...

Continued from previous page...

Mol	Chain	Res	Type	RSRZ
1	A	117	ASP	2.1
2	B	179	GLY	2.1
3	C	1016	GLU	2.1
2	F	173	LEU	2.1
2	B	254	SER	2.1
1	A	335	ASP	2.1
1	A	270	GLU	2.1
1	A	320	PRO	2.1
3	C	1056	ALA	2.1
1	A	233	ILE	2.1
1	A	353	ILE	2.1
1	A	52	ASP	2.1
3	C	351	ASP	2.1
1	A	132	TRP	2.1
4	H	188	ALA	2.1
1	A	212	ILE	2.1
1	A	322	SER	2.1
1	A	16	TYR	2.1
1	A	146	LEU	2.1
1	A	336	LEU	2.1
1	E	161	GLY	2.1
1	A	333	PRO	2.1
1	A	224	GLU	2.1
2	F	160	THR	2.1
1	A	345	PHE	2.1
4	D	587	GLN	2.1
1	A	391	TYR	2.1
1	E	159	TYR	2.1
1	A	29	TRP	2.1
1	E	306	ASP	2.1
2	F	360	THR	2.1
1	E	219	ILE	2.1
4	H	181	SER	2.1
1	A	150	PHE	2.1
2	F	259	GLY	2.0
3	G	1300	GLY	2.0
1	E	344	PRO	2.0
1	A	306	ASP	2.0
1	A	326	LYS	2.0
3	C	920	GLU	2.0
1	A	190	SER	2.0
2	F	216	ALA	2.0

Continued on next page...

Continued from previous page...

Mol	Chain	Res	Type	RSRZ
1	A	54	TYR	2.0
2	B	137	LYS	2.0
3	C	391	PRO	2.0
1	A	114	ASP	2.0
2	F	92	GLU	2.0
2	F	339	ASP	2.0
1	E	323	VAL	2.0
2	F	438	GLY	2.0
3	G	1287	GLY	2.0
1	A	332	VAL	2.0

6.2 Non-standard residues in protein, DNA, RNA chains (i)

There are no non-standard protein/DNA/RNA residues in this entry.

6.3 Carbohydrates (i)

There are no oligosaccharides in this entry.

6.4 Ligands (i)

In the following table, the Atoms column lists the number of modelled atoms in the group and the number defined in the chemical component dictionary. The B-factors column lists the minimum, median, 95th percentile and maximum values of B factors of atoms in the group. The column labelled 'Q< 0.9' lists the number of atoms with occupancy less than 0.9.

Mol	Type	Chain	Res	Atoms	RSCC	RSR	B-factors(Å^2)	Q<0.9
5	ZN	E	501	1/1	0.97	0.06	91,91,91,91	0
5	ZN	A	501	1/1	0.98	0.09	123,123,123,123	0
5	ZN	G	1501	1/1	0.98	0.05	78,78,78,78	0
6	SF4	F	601	8/8	0.98	0.05	1,1,8,18	0
5	ZN	C	1502	1/1	0.99	0.03	26,26,26,26	0
6	SF4	B	601	8/8	0.99	0.04	1,1,2,9	0
5	ZN	C	1501	1/1	0.99	0.02	46,46,46,46	0
5	ZN	G	1502	1/1	1.00	0.03	1,1,1,1	0

6.5 Other polymers (i)

There are no such residues in this entry.